



European
Commission




EUROPEAN JOB MOBILITY BULLETIN

ISSUE NO.8 / FEBRUARY 2013




ISSN 1977-3889

TOP 5 JOBS IN EUROPE*




1) Finance and sales associate professionals

-  47,460 posts
-  27,570 posts
-  3,560 posts




2) Personal care and related workers

-  20,420 posts
-  15,080 posts
-  12,950 posts




3) Computing professionals

-  35,200 posts
-  11,580 posts
-  1,690 posts

4) Architects, engineers and related professionals

-  20,300 posts
-  18,610 posts
-  1,010 posts

5) Housekeeping and restaurant services workers

-  14,650 posts
-  6,220 posts
-  3,040 posts

Based on figures of the EURES Job Mobility portal on 1st February 2013.

**Belgium is excluded for technical reasons*

WHAT'S INSIDE?

EURES job vacancy market 2

Special focus on the vacancies posted on the EURES portal by Germany, Finland, Sweden and the UK 3

'Top 5' EURES vacancies 8

HIGHLIGHTS

- ▶ **Enhancements to EURES under way: the scope and quality of its services will be strengthened**
>> Read more on page 2
- ▶ **In-depth analysis – wide variety of jobs available in Germany, Finland, Sweden and the UK**
>> Read more on page 3
- ▶ **Jobs going! Our February charts tell you the most 'in demand' jobs in Europe country by country**
Top 5 list per country >> Read more on page 9

INTERESTED IN A PREVIOUS ISSUE OF THE EUROPEAN JOB MOBILITY BULLETIN?

- ▶ **Go to:**
<http://ec.europa.eu/social/main.jsp?catId=955&langId=en>

Further information

- ▶ [European Vacancy Monitor](#)
- ▶ [EU Employment and Social Situation – Quarterly Review](#)
- ▶ [Employment Package](#)



EURES is a cooperation network of the European Commission and national Public Employment Services to promote free movement in Europe.

A job opportunity away from home is just one click away: <http://eures.europa.eu>

The European Job Mobility Bulletin is a quarterly newsletter published by DG Employment, Social Affairs & Inclusion of the European Commission.

It is a publication within the Europe 2020 flagship initiative 'An Agenda for New Skills and Jobs' and contributes to the implementation of the Commission's 'Employment Package'. It will be further refined, taking into account readers' feedback. Neither the European Commission nor any person acting on behalf of the Commission may be held responsible for the use that may be made of the information contained in this publication.

Comments are gratefully received and should be sent to: DG EMPL C.3 | European Commission | B-1049 Bruxelles/Brussels.

Or you can email: empl-c3-unit@ec.europa.eu

Tracking down job vacancies in the EU...

In 2010, as part of its Europe 2020 flagship initiative 'An Agenda for New Skills and Jobs', the European Commission launched the 'Monitoring Labour Market Developments in Europe' project to help jobseekers and employers looking to work or recruit outside their own countries.

At the heart of the project is an analysis of job vacancies, using a wide range of sources providing relevant data. Results of the analysis are published on a quarterly basis in two different publications: the European Job Mobility Bulletin (this publication), and the European Vacancy Monitor.

The *European Job Mobility Bulletin* – a useful guide for EURES advisers and jobseekers gives an analysis of the job vacancies posted on the European Job Mobility (EURES) portal every day, using data on jobs available to international jobseekers from 30 national Public Employment Services.

The *European Vacancy Monitor* gives a broader picture of recruitment demand. It is aimed at employment and recruitment services, employers, and policy makers in the field of education and employment. It uses many sources of information including Eurostat, the Statistical Office of the European Communities, National Statistical Offices, Public Employment Services, temporary work agencies, online recruitment services and research institutions.

EURES job vacancy market

On-going EURES modernisation to improve services

Technical enhancement of the EURES platform started in late 2012, firstly to strengthen the scope and quality of services provided to the clients – jobseekers, jobchangers and employers – and secondly to reflect better their needs. The effective and *speedy* matching of skills of jobseekers with vacancies is identified as a priority.

One of the aims is to improve statistical support of the EURES platform. This would strengthen its capacity to monitor and analyse the current recruitment demand, short-term and long-term trends of the EURES vacancy market, in order to forecast future skill needs and anticipate skill

shortages. This would keep jobseekers updated about these trends and would greatly increase their awareness about employment prospects across Europe, thus contributing to the promotion of labour mobility. EURES would become a hub for systematic dissemination of labour market intelligence.

While the EURES portal will stay working during technical modernisation, the next issue of the European Job Mobility Bulletin can only be published when EURES acquires its new statistical tool; it is provisionally planned for October 2013.


'Jobs and 'posts': an important difference to remember

Throughout the EURES portal, the words 'job' or 'posted job' or 'job vacancy' refer to an unoccupied position of employment which could refer to more than one *post*.

This distinction between 'job' and 'post' is important to remember in order to get a clear picture of employment opportunities around Europe announced through the EURES on-line tool called 'Search for a job'. For every occupation two numbers are shown together on 'Search for a job': the number of jobs and the number of available posts in a certain country

For example,

Sweden: [745 job\(s\) matched \(1941 post\(s\)\)](#) 

The  which accompanies the numbers, if click on it, shows a warning

'A job vacancy can contain more than one post!'

The number of posts referred to in this example is not equal to the number of vacancies, in fact it is higher. This is because for some vacancies more than one post is available. For example, imagine a restaurant has posted two vacancies on the portal – one for a chef/cook and one for a waiter/waitress. The portal says that for a chef there is one post and for a waiter/ waitress there are five posts available. This means this restaurant wants to employ one chef/cook and five waiters/waitresses.

Special focus on the vacancies posted on the EURES portal by Germany, Finland, Sweden and the UK

This issue of the EJMB focuses on job offers in the four EU member states – *Germany, Finland, Sweden and the United Kingdom*. In these times of weak recovery from the economic crisis, they remain attractive to mobile jobseekers as they represent a significant number of vacant posts. The location of these countries – Central Europe and Scandinavia – provides a choice for overseas candidates.

The figures for vacancies and posts on the EURES portal on 1st February 2013 are used for analysis of the structure of labour demand and identification of the most promising employment opportunities.

Diverse labour demand in the 'focus' countries provided a wide choice for mobile jobseekers

The composition of vacancies available in the four selected countries (Table 1) at the beginning of February 2013 makes the differences in labour demand obvious:

- ▶ Almost every three out of four vacancies posted by the UK were for highly qualified specialists, while in Sweden, Germany and Finland the relative demand for highly qualified specialists was almost half that number. In these three countries, around 40 per cent of the job offers were for *high-skilled* jobs.
- ▶ The share of offers for *skilled non-manual* jobs varied between countries from around half of all vacant posts available in Sweden (46 per cent) to almost one fifth in the UK (18 per cent).

Table 1. Distribution of vacant posts by main occupational group in Germany, Finland, Sweden and the UK

Stock¹ of all posts available by country via EURES portal, 1 February 2013

Share of all job vacancies posted by country				Job type	Occupational group (ISCO ²)
Germany	Finland	Sweden	UK		
38.4%	42.1%	37.4%	72.4%	High-skilled	1. Legislators, senior officials and managers
					2. Professionals
					3. Technicians and associate professionals
20.3%	31.5%	46.2%	17.8%	Skilled non-manual	4. Clerks
					5. Service and shop and market sales workers
33.8%	22.1%	6.9%	7.5%	Skilled manual	6. Skilled agricultural and fishery workers
					7. Craft and related trades workers
					8. Plant and machine operators and assemblers
7.4%	4.3%	9.5%	2.4%	Elementary	9. Elementary occupations (simple and routine tasks in sales and services, agriculture, construction, manufacturing and transport)

Source: EURES portal

¹ The stock of vacant posts is the number of vacant posts measured at a certain moment in time.

² The job classifications follow ISCO-88 – the International Standard Classification of Occupations (approved by the ILO Governing Body in 1988) allows the set of duties and tasks performed by one person at his or her workplace to be grouped into occupational groups. A 1-digit code indicates a Major Group, which is further divided into sub-groups. Each occupation has a 4-digit code. For occupational group and job descriptions, please, consult the [International Labour Organisation website](http://www.ilo.org).

European Job Mobility Bulletin

Issue no. 8 / February 2013

- ▶ Demand for workers in *skilled manual* jobs was the highest in Germany (34 per cent), the most industrialised country of the four, and in contrast Sweden had the lowest demand (at just 7 per cent).
- ▶ Demand for those dealing with simple and routine tasks in sales and services, agriculture, construction, manufacturing and transport was comparatively low in all the four 'focus' countries. The share of offers for *elementary* jobs reached 9 per cent in Sweden, but in the UK this sector accounted for less than 3 per cent of vacant posts.

Exceptional demand for professionals in the UK, and for associate professionals in Sweden

No single country had such a high demand for '*legislators, senior officials and managers*', as the UK (Chart 1) where it made up almost one third of all available vacancies. In contrast, job opportunities in this job category did not exceed 2 per cent in Germany, Finland or Sweden.

Closer analysis of the numbers (EURES portal, 1st February 2013) shows that most job vacancies open in the UK in the group '*legislators, senior officials and managers*' were concentrated on the following two:

- ▶ '*Other department managers*' (mostly for '*Sales and marketing department managers*', '*Supply and distribution department managers*' and '*Computing services department managers*') – in total this came to 43,000 vacancies with 81,200 available posts*
- ▶ '*General managers*' (especially for '*General managers in construction*') – 19,200 vacancies with 57,500* available posts

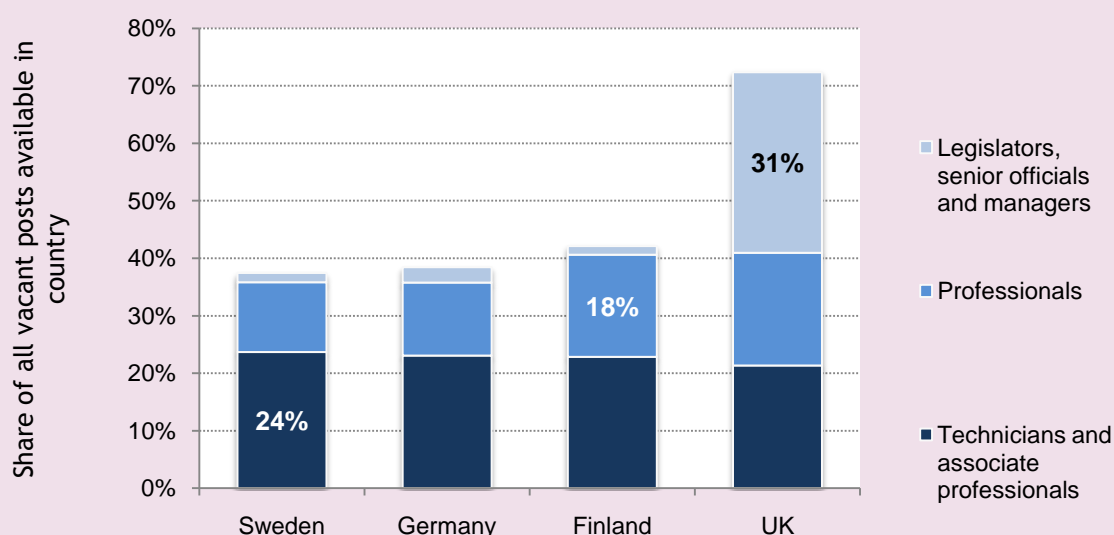
As far as the rest of the high-skilled jobs are concerned, the analysis of the EURES portal identified the most prominent demand for the following highly educated specialists:

1. '*Professionals*'

- ▶ *Architects, engineers and related professionals*: in Germany (18,600 vacancies / posts), the UK (14,100 vacancies / 20,300 posts), Sweden (700 vacancies / 870 posts) and Finland (470 vacancies / 1,890 posts)

Chart 1. Demand for 'high-skilled' jobs by major occupational groups in Germany, Finland, Sweden and the UK

percentage of all vacant posts available by country, stock¹ at 1st February 2013



Source: EURES portal

¹ The stock of vacant posts is the number of vacant posts measured at a certain moment in time.

* These numbers are extraordinarily high and should be treated with caution

- ▶ *Computing professionals (e.g. computer system designers and analysts, computer programmers):* in the UK (31,000 vacancies / 35,200 posts), Germany (11,500 vacancies / posts) and Sweden (1,400 vacancies / 1,690 posts)
- ▶ *Social science and related professionals:* in Germany (4,200 vacancies / posts), Finland (370 vacancies / 600 posts) and Sweden (550 vacancies / 1,000 posts)
- ▶ *Health professionals (except nursing):* in Germany (3,700 vacancies / posts) and Finland (310 vacancies / 440 posts)
- ▶ *Nursing and midwifery professionals:* in Finland (550 vacancies / 2,200 posts)
- ▶ *Business professionals:* in the UK (8,200 vacancies / 12,900 posts), Germany (2,500 vacancies / posts) and Sweden (600 vacancies / 720 posts)
- ▶ *Teaching professionals in primary and pre-primary education:* in Sweden (560 vacancies / 830 posts) and Finland (320 vacancies / 400 posts)
- ▶ *Other teaching professionals:* in the UK (6,800 vacancies / 9,700 posts)

2. *'Technicians and associate professionals'*

- ▶ *Finance and sales associate professionals (especially technical and commercial sales representatives):* in the UK (17,800 vacancies / 47,400 posts), Germany (27,500 vacancies / posts), Sweden (1,900 vacancies / 3,400 posts) and Finland (1,400 vacancies / 4,100 posts)
- ▶ *Modern health associate professionals (except nursing):* in Germany (11,700 vacancies / posts), the UK (4,700 vacancies / 11,800 posts), Finland (390 vacancies / 980 posts) and Sweden (560 vacancies / 1,000 posts)
- ▶ *Nursing and midwifery associate professionals:* in Germany (7,500 vacancies / posts), Sweden (1,000 vacancies / 5,100 posts) and Finland (500 vacancies / 1,700 posts)
- ▶ *Physical and engineering science technicians:* in Germany (11,700 vacancies/posts)
- ▶ *Safety and quality inspectors:* in the UK (7,600 vacancies / 9,100 posts)
- ▶ *Computer associated professionals:* in the UK (7,600 vacancies / 8,300 posts)

The demand for IT specialists went up over two years for all 'focus' countries as a result of the ever-increasing penetration of ICT into economic

activities and most spheres of human life. Ever-increasing demand for both traditional and modern health professionals, as well as nursing and associate professionals which earlier was concentrated in Scandinavian countries is now spreading to the Central European countries.

Finance and sales specialists keep their position at the top of the occupations most in demand in all the 'focus' countries, most probably reflecting a strong need of businesses to increase sales of goods and services.

Catering services need staff in all the four 'focus' countries

Compared to other 'focus' countries, both Nordic countries experienced a high demand for 'Service and shops and market sales workers' (typically for cooks and waiters/waitresses in Finland, and for personal care workers in Sweden). In contrast, UK employees sought 'Clerks' more than the other three countries (typically for library and filing clerks, and to a lesser extent for mail carriers and sorting clerks) (Chart 2).

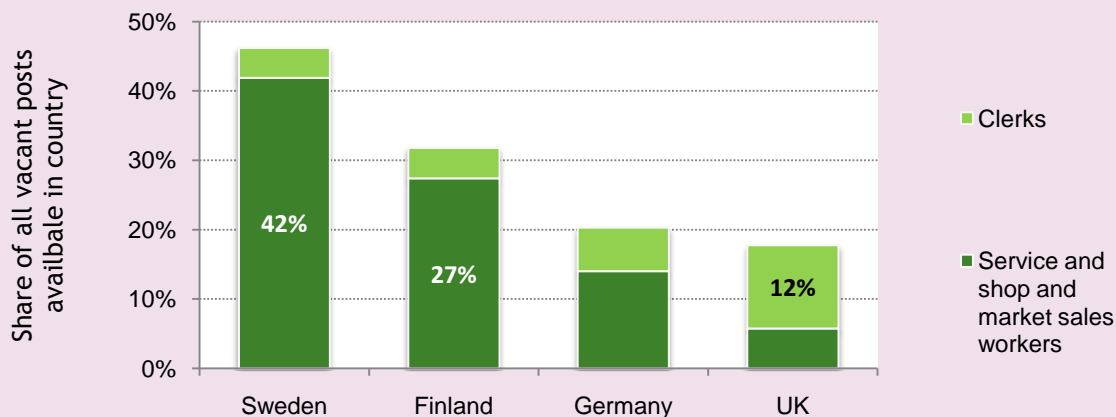
According to the EURES portal (stock of job vacancies at 1st February 2013), the highest demand for staff in the major occupational group 'Service and shops and market sales workers' was in the following:

- ▶ *Housekeeping and restaurant services workers (cooks, waiters, waitresses and bartenders):* in Germany (14,650 vacancies/posts), the UK (2,170 vacancies / 4,260 posts), Finland (1,570 vacancies / 4,000 posts) and Sweden (1,000 vacancies / 2,000 posts)
- ▶ *Personal care and related workers:* in Germany (12,950 vacancies / posts), Sweden (1,250 vacancies / 20,400 posts), the UK (3,200 vacancies / 15,000 posts) and Finland (670 vacancies / 1,250 posts)
- ▶ *Shop salespersons and demonstrators:* in Germany (10,800 vacancies / posts), Finland (740 vacancies / 3,600 posts), the UK (1,050 vacancies / 3,350 posts) and Sweden (860 vacancies / 2,300 posts)

The EURES portal to an extent mirrors the profile of vacancies notified to PES, which according to the European Vacancy and Recruitment Report 2012, reflects the structure of job openings on the labour market as a whole. At the EU level, most job openings are for service and sales workers and for a number of elementary occupations. 'Top demanded' occupations include various low to intermediate skilled service workers.

Chart 2. Demand for 'skilled non-manual' jobs by major occupational groups in Germany, Finland, Sweden and the UK

percentage of all vacant posts available by country, stock¹ at 1st February 2013



Source: EURES portal

¹ The stock of vacant posts is the number of vacant posts measured at a certain moment in time.

Many of the job vacancies available for catering services workers in Germany, the UK, Finland and Sweden might be related to their significant 'city tourism' industry in winter and spring in historical and cultural centres, as well as tourism related to winter sports. At the same time, the permanently high number of available jobs is more likely to be the result of 'job churning'. Churning is the type of job vacancy that occurs when workers leave their current job for another similar job at other business establishments. Bar staff, for example, may well leave a job in one bar and go and work in another nearby. Churning happens on personal decisions related to working arrangements, salary, etc. Both services and sales sectors are well known for their high churn rate.

Demand for 'personal care and related workers' has stayed quite high for this group of countries for the last four years. More detailed analysis of figures on the EURES portal shows that demand for child care workers is moderately high in all the four countries, while the demand for institutionally-based personal care was exceptionally high in Sweden. For home-based care workers, demand was quite high in both the UK and Sweden.

If you're a skilled worker, then Germany's the place to go

In Germany, demand for 'craft and related workers' was 27 per cent of all vacancies available on the 1st of February 2013 (Chart 3). In contrast, in the other three 'focus' countries, the posts in this group did not exceed 10 per cent.

Similarly, though to a much lesser extent, Finland had an exceptional need (6 per cent of all vacant posts) for 'Market gardeners and crop growers'.

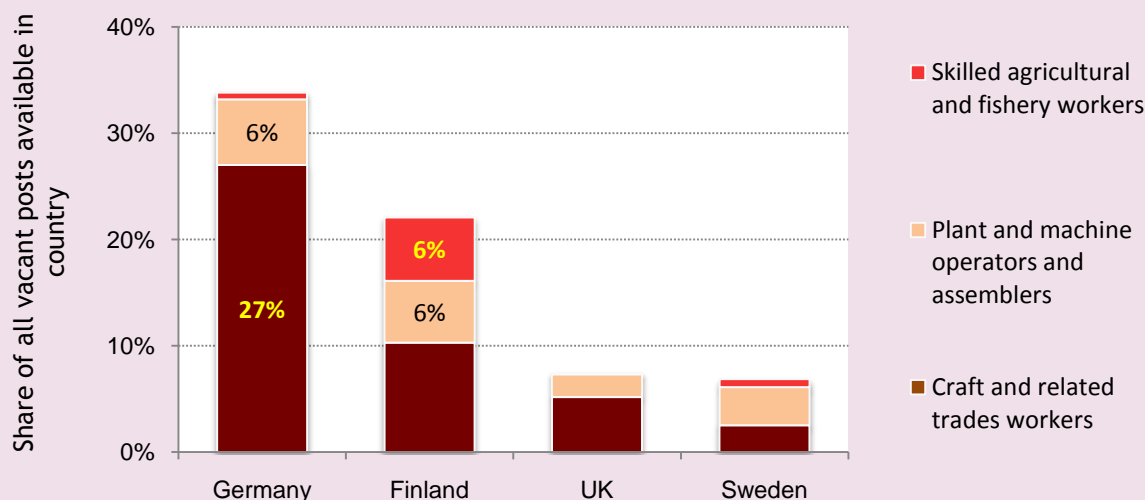
According to the EURES portal (stock of job vacancies and posts, 1st February 2013), the highest demand for skilled workers was:

1. 'Craft and related trades workers'

- ▶ *Electrical and electronic equipment mechanics and fitters*: in Germany (22,900 vacancies / posts), the UK (4,600 vacancies / 6,500 posts), Finland (150 vacancies / 330 posts) and Sweden (120 vacancies / 200 posts)
- ▶ *Food processing and related trades workers*: in the UK (4,800 vacancies / 5,800 posts) and Finland (65 vacancies / 1,300 posts)
- ▶ *Building finishers and related trades workers*: in Germany (14,800 vacancies / posts) and the UK (900 vacancies / 1,300 posts)
- ▶ *Metal moulders, welders, sheet-metal workers, structural-metal preparers, and related trades workers*: in Germany (8,500 vacancies / posts), Finland (180 vacancies / 900 posts) and the UK (2,600 vacancies / 3,600 posts)
- ▶ *Building frame and related trades workers*: in the UK (2,400 vacancies / 3,800 posts), Finland (140 vacancies / 490 posts) and Sweden (140 vacancies / 340 posts)

Chart 3. Demand for 'skilled manual' jobs by major occupational groups in Germany, Finland, Sweden and the UK

percentage of all vacant posts available by country, stock¹ at 1st February 2013



Source: EURES portal

¹ The stock of vacant posts is the number of vacant posts measured at a certain moment in time.

2. 'Plant and machine operators and assemblers'

- ▶ **Motor vehicle drivers:** in Germany (8,300 vacancies / posts), the UK (1,000 vacancies / 5,400 posts), Sweden (300 vacancies / 1,000 posts) and Finland (220 vacancies / 370 posts)
- ▶ **Agricultural and other mobile plant operators:** in Germany (4,500 vacancies / posts), the UK (430 vacancies / 1,000 posts) and Sweden (70 vacancies / 280 posts)
- ▶ **Assemblers:** in Germany (1,300 vacancies / posts) and the UK (460 vacancies / 2,100 posts)

Demand for some other occupations is more country-specific and is created by their leading economic activities. For example, in both Finland and Sweden there was relatively high demand for 'wood-processing and papermaking plant operators'. Another example would be the demand for 'rubber- and plastic-products machine operators' in Germany.

In summary, though a number of *skilled manual* occupations are in demand, overall, these occupations were the most strongly adversely affected by the crisis, reflecting the decline in the manufacturing and construction sectors.

Every country needs 'elementary' jobs

Though the share of job offers for *elementary* jobs was rather small in the four countries (less than 9 per cent), workers were still needed for carrying out simple and routine tasks not requiring specific skills.

Many of the elementary jobs may be short-term such as seasonal work with a temporary employment contract. Workers employed on this basis are frequently replaced. These jobs do represent genuine employment opportunities for jobseekers and it is important to emphasise the high number of these job opportunities advertised on EURES.

At the beginning of February 2013 (EURES portal), the following low-skilled jobs were much in demand:

- ▶ **Manufacturing labourers:** in the UK (2,900 vacancies / 5,700 posts) and Germany (8,900 vacancies / posts)
- ▶ **Domestic and related helpers, cleaners and launderers:** in Germany (5,700 vacancies / posts) and Sweden (600 vacancies / 1,600 posts)
- ▶ **Street vendors and related workers:** in the UK (3,700 vacancies / posts) and Sweden (1,000 vacancies / 2,700 posts)
- ▶ **Building caretakers, window and related cleaners:** in Finland (690 vacancies / 1,380 posts)

'Top 5' EURES vacancies

In each issue, the European Job Mobility Bulletin presents the 'Top 5' jobs in Europe (both on the front page and in the list below) based on the job offers (vacant posts) posted on the EURES Job Mobility Portal at a date close to publication.

EURES portal 'Top 5' job vacancies (as at 1st February 2013):

1. Finance and sales associate professionals (95,850 posts)
2. Personal care and related workers (53,780 posts)
3. Computing professionals (51,610 posts)
4. Architects, engineers and related professionals (45,620 posts)
5. Housekeeping and restaurant services workers (39,900 posts)

Excellent job opportunities too in the next five categories

6. Electrical and electronic equipment mechanics and fitters (34,560 posts)
7. Shop salespersons and demonstrators (29,450 posts)
8. Physical and engineering science technicians (26,660 posts)
9. Building finishers and related trades workers (23,950 posts)
10. Machinery mechanics and fitters (23,300 posts)

Comparing the 'Top 10' EURES jobs with those identified a year ago (EJMB issue 5/January 2012), the categories have changed slightly. 'Administrative associate professionals', 'Office clerks' and 'Modern health associate professionals' have lost their high positions in favour of 'Personal care and related workers', 'Housekeeping and restaurant services workers' and 'Shop salespersons and demonstrators'. To a large extent, this shift is caused by the change in the common combination of jobs posted on the EURES portal after Germany and the UK started to put *all* their registered PES vacancies in the portal.

The 'Top 5' job vacancy charts for individual countries presented in the Table 2 below are a useful guide for mobile jobseekers. It shows that if they can speak the language of the host country, then there are many job opportunities in Europe for those who have the relevant skills.)

European Job Mobility Bulletin

Issue no. 8 / February 2013

Table 2. 'Top 5' EURES jobs by country (EURES portal 1st February 2013, ISCO-88, absolute number of vacant posts)

Country	'Top 5' jobs by country	Country	'Top 5' jobs by country
Austria	<ol style="list-style-type: none"> 1. Shop salespersons and demonstrators (6,220) 2. Physical and engineering science technicians (2,940) 3. Housekeeping and restaurant services workers (2,160) 4. Machinery mechanics and fitters (2,010) 5. Electrical and electronic equipment mechanics and fitters (2,000) 	Denmark	<ol style="list-style-type: none"> 1. Client information clerks (610) 2. Special education teaching professionals (410) 3. Pre-primary education teaching associate professionals (370) 4. Food processing and related trade workers (330) 5. Stall and market salespersons (240)
Cyprus	<ol style="list-style-type: none"> 1. Agricultural, fishery and related labourer (460) 2. Housekeeping and restaurant services workers (330) 3. Domestic and related helpers, cleaners and launderers (130) <p><i>The 'Top 5' cannot be identified due to the low numbers of job vacancies</i></p>	Estonia	<ol style="list-style-type: none"> 1. Protective services workers (1,360) 2. Motor vehicle drivers (150) 3. Shop salespersons and demonstrators (130) 4. Textile-, fur- and leather-products machine operators (130) 5. Housekeeping and restaurant services workers (120)
Czech Republic	<ol style="list-style-type: none"> 1. Finance and sales associate professionals (2,350) 2. Housekeeping and restaurant services workers (1,440) 3. Protective services workers (1,360) 4. Business professionals (1,320) 5. Motor vehicle drivers (800) 	Greece	<ol style="list-style-type: none"> 1. Other teaching associate professionals (310) 2. Shop salespersons and demonstrators (270) 3. Housekeeping and restaurant services workers (190) 4. Other office clerks (140) 5. Client information clerks (130)
Germany	<ol style="list-style-type: none"> 1. Finance and sales associate professionals (27,570) 2. Electrical and electronic equipment mechanics and fitters (22,990) 3. Architects, engineers and related professionals (18,610) 4. Machinery mechanics and fitters (15,410) 5. Building finishers and related trades workers (14,830) 	Spain	<ol style="list-style-type: none"> 1. Travel attendants and related workers (520) 2. Electrical and electronic equipment mechanics and fitters (160) 3. Finance and sales associate professionals (160) 4. Artistic, entertainment and sport associate professionals (110) 5. Client information clerks (130)

Table 2. 'Top 5' EURES jobs by country (EURES portal 1st February 2013, ISCO-88)
absolute number of vacant posts

Country	'Top 5' jobs by country	Country	'Top 5' jobs by country
Finland	<ol style="list-style-type: none"> 1. Finance and sales associate professionals (3,560) 2. Housekeeping and restaurant services workers (3,000) 3. Shop salespersons and demonstrators (3,640) 4. Nursing and midwifery professionals (2,230) 5. Market gardeners and crop growers (2,130) 	Italy	<ol style="list-style-type: none"> 1. Finance and sales associate professionals (2,240) 2. Administrative associate professionals (700) 3. Shop salespersons and demonstrators (500) 4. Architects, engineers and related professionals (470) 5. Client information clerks (460)
France	<ol style="list-style-type: none"> 1. Finance and sales associate professionals (3,560) 2. Housekeeping and restaurant services workers (3,040) 3. Physical and engineering science technicians (2,770) 4. Other department managers (2,680) 5. Street vendors (2,160) 	Lithuania	<ol style="list-style-type: none"> 1. Motor vehicle drivers (680) 2. Textile, garment and related trades workers (260) 3. Metal moulders, welders, sheet-metal workers, structural-metal preparers (170) 4. Business professionals (150) 5. Shop salespersons and demonstrators (150)
Hungary	<ol style="list-style-type: none"> 1. Motor vehicle drivers (750) 2. Finance and sales associate professionals (450) 3. Business professionals (440) 4. Food processing and related trades workers (260) 5. Food and related products machine operators (220) 	Latvia	<ol style="list-style-type: none"> 1. Metal moulders, welders, sheet-metal workers, structural-metal preparers (370) 2. Shop salespersons and demonstrators (190) 3. Agricultural and other mobile plant operators (130)
Ireland	<ol style="list-style-type: none"> 1. Personal care and related workers (590) 2. Finance and sales associate professionals (460) 3. Housekeeping and restaurant services workers (330) 4. Domestic and helpers, cleaners and launderers (240) 5. Street vendors (200) 	Netherlands	<ol style="list-style-type: none"> 1. Building finishers and related trades workers (1,890) 2. Physical and engineering science technicians (1,640) 3. Finance and sales associate professionals (1,560) 4. Machinery mechanics and fitters (1,440) 5. Building frame and related trades workers (1,230)

Table 2. 'Top 5' EURES jobs by country (EURES portal 1st February 2013, ISCO-88)
absolute number of vacant posts

Country	'Top 5' jobs by country	Country	'Top 5' jobs by country
Norway	<ol style="list-style-type: none"> 1. Nursing and midwifery associate professionals (770) 2. Production and operations managers (570) 3. Physical and engineering science technicians (560) 4. Personal care and related workers (440) 5. Shop salespersons and demonstrators (380) 	Sweden	<ol style="list-style-type: none"> 1. Personal care and reacted workers (20,420) 2. Nursing and midwifery associate professionals (5,090) 3. Finance and sales associate professionals (3,460) 4. Street vendors and related workers (2,700) 5. Shop salespersons and demonstrators (2,290)
Poland	<ol style="list-style-type: none"> 1. Fashion and other models (1,970) 2. Protective services workers (1,370) 3. Shop salespersons and demonstrators (1,350) 4. Domestic and related helpers, cleaners and laundrers (1,330) 5. Textile, garment and related trades workers (990) 	Slovakia	<ol style="list-style-type: none"> 1. Blacksmiths, tool-makers and related trades workers (270) 2. Housekeeping and restaurant services workers (240) 3. Metal- and mineral-products machine operators (220) 4. Personal care and related workers (210) 5. Metal moulders, welders, sheet-metal workers, structural-metal preparers (210)
Slovenia	<ol style="list-style-type: none"> 1. Metal moulders, welders, sheet-metal workers, structural-metal preparers (300) 2. Building finishers and related trades workers (270) 3. Building frame and related trades workers (240) 4. Housekeeping and restaurant services workers (110) 5. Motor vehicle drivers (100) 	United Kingdom	<ol style="list-style-type: none"> 1. Other department managers (81,210) 2. General managers (57,460) 3. Finance and sales associate professionals (47,460) 4. Computing professionals (35,200) 5. Library, mail and related clerks (28,370) <p><i>Extraordinary high numbers should be treated with caution</i></p>

Source: EURES portal (22 countries)

Note: Bulgaria, Spain, Iceland, Liechtenstein, Luxembourg, Malta and Portugal were not included due to the insignificant number of vacancies involved. Belgium is excluded for technical reasons

The job classifications follow ISCO-88 – the International Standard Classification of Occupations (approved by the ILO Governing Body in 1988) allows the set of duties and tasks performed by one person at his or her workplace to be grouped into occupational groups. A 1-digit code indicates a Major Group, which is further divided into sub-groups. Each occupation has a 4-digit code. For occupational group and job descriptions, please, consult the [International Labour Organisation website](http://www.ilo.org).