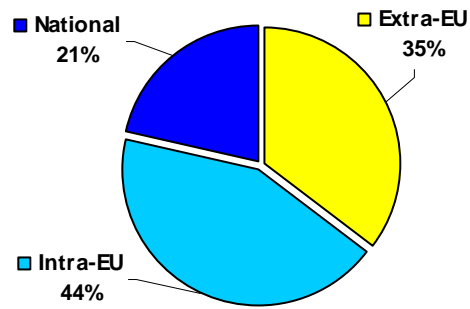


## Facts

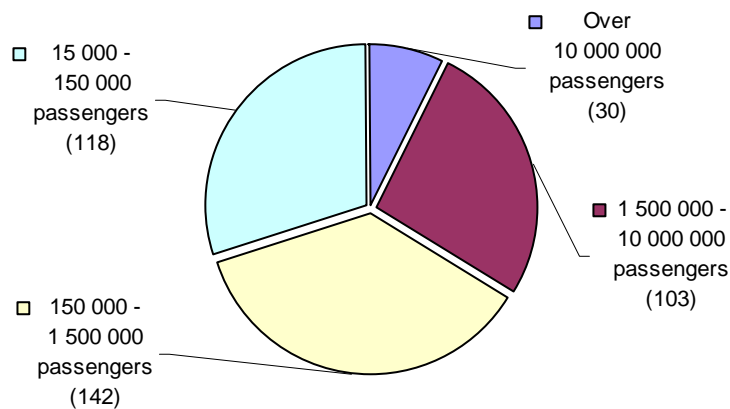
**798 million passengers carried in 2008 (of which 516 million within EU)**



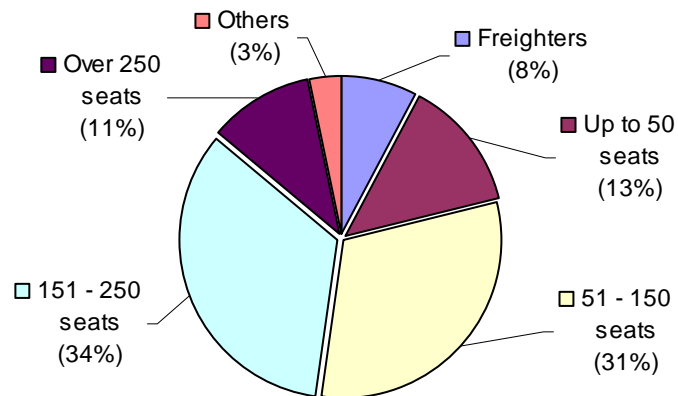
**12,9 million tons of cargo in 2008**

Extra-EU freight represents 80% of this total

**400 airports**



**4,650 commercial aircrafts in service by some 320 operators (in 2009 - business jets excluded)**



**€135bn business in 2008**

Estimated total for airlines and airports

**3.2 million indirect jobs (3% of EU workforce)**

30 largest airlines alone employ 360,000 staff

## Key developments

<b>Unprecedented development in air traffic</b>	<ul style="list-style-type: none"><li>• Tripling of air travel 1980-2000. Doubling expected by 2020</li><li>• Airbus forecast 2009-2018: 4.0% annual traffic growth for Europe</li></ul>
<b>More Intra-EU routes</b>	+ 120% increase between 1992-2009
<b>More Intra-EU routes with more than two competitors</b>	+ 310% increase between 1992-2009
<b>Emergence of low-cost carriers</b>	Over one third of total Intra-EU scheduled capacity