



European Market Observatory for Fruit and Vegetables

Price monitoring for stone fruit

Unit G.2. - Wine, spirits, and horticultural products
DG Agriculture and Rural Development
European Commission

F&V Market Observatory – Sub-group stone fruit – 8 June 2020

Price monitoring for stone fruit

- 1. Legal basis**
- 2. Notifications from Member States**
- 3. Calculation EU average prices**
- 4. Input member organisations**



1. Legal basis

- **Art. 55 Delegated Regulation 2017/891**
 - **Notifications MS producer prices on internal market**
 - **« *where data are available* »**

2. Notifications from Member States



- **Periodicity: *Weekly***
- ***Variety:***
 - *Peaches & nectarines = White & yellow flesh*
 - *Apricots, plums & cherries = all varieties*
- **Quality:**
 - *Peaches & nectarines = Class I marketing standards*
 - *Apricots, plums & cherries = general marketing standard*
- **Sorted & packaged: *Ex-packaging station***
- **Sales: *Representative markets identified by MS***

2. Notifications from Member States

Product	Type/variety	Presentation/size	Representative Markets
Nectarines	White flesh	Size A/B Trays or packages of around 6-10 kg	Greece Spain France
	Yellow flesh	Size A/B Trays or packages of around 6-10 kg	Italy
Peaches	White flesh	Size A/B Trays or packages of around 6-10 kg	Greece Spain France
	Yellow flesh	Size A/B Trays or packages of around 6-10 kg	Italy Hungary Portugal

2. Notifications from Member States

Product	Type/variety	Presentation/size	Representative Markets
Apricots	All types and varieties	Size 45-50 mm Trays or packages of around 6-10 kg	Bulgaria Greece Spain France Italy Hungary
Plums	All types and varieties	Size 35 mm and over	Bulgaria Germany
		Size 35 mm and over	Spain France
		Size 40 mm and over	Italy Hungary
		Size 40 mm and over	Poland Romania

2. Notifications from Member States

Product	Type/variety	Presentation/size	Representative Markets
Cherries	All sweet varieties	Sizes 22 and over, loose in the package	Bulgaria Czech Republic Germany Greece Spain France Italy Hungary Poland Portugal Romania

3. Calculation EU average prices



COM processes MS' notifications:

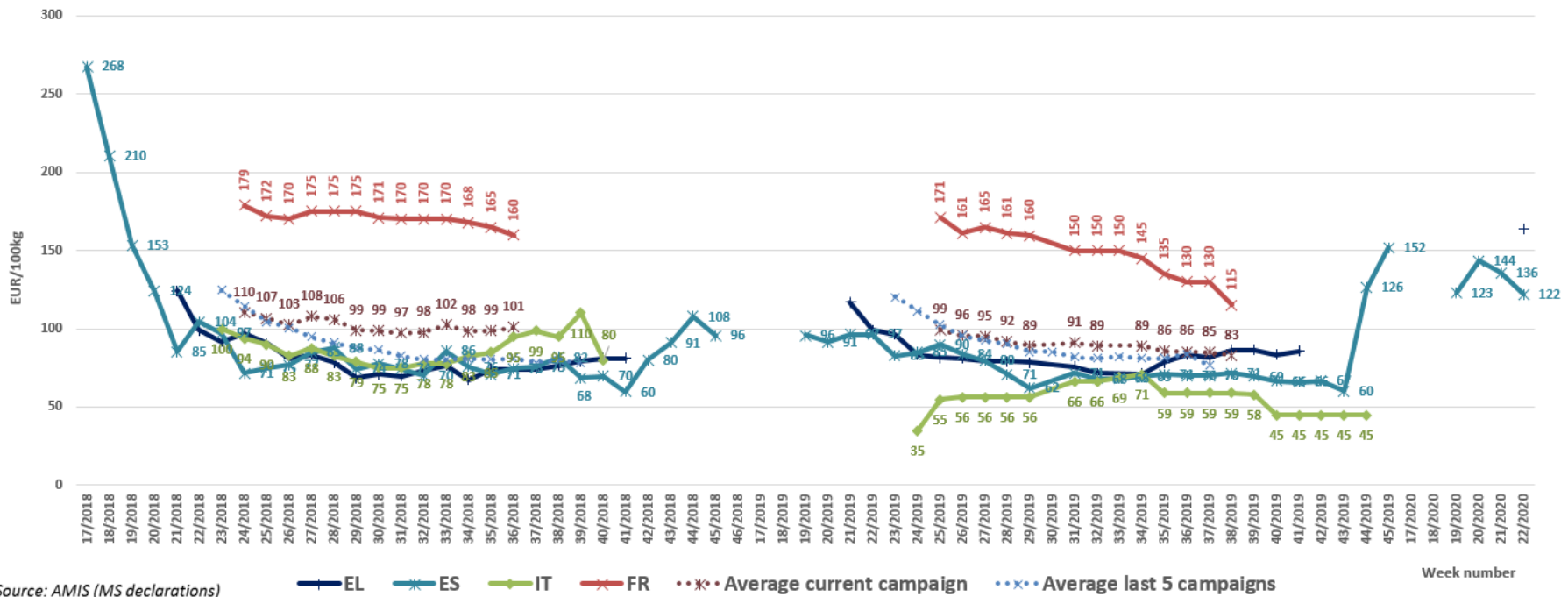
- Single average MS' prices (main producers)
- Periodicity prices: *weekly + monthly + dashboard updated every fortnight during the season (June-September)*
- Prices expressed in **€ / 100 kg**



European Commission

3. Calculation EU average prices

Weekly prices - PEACHES
EL, ES, IT, FR (main producers for which prices are available)



Source: AMIS (MS declarations)

— EL — ES — IT — FR * * * Average current campaign * * * * * Average last 5 campaigns

Week number

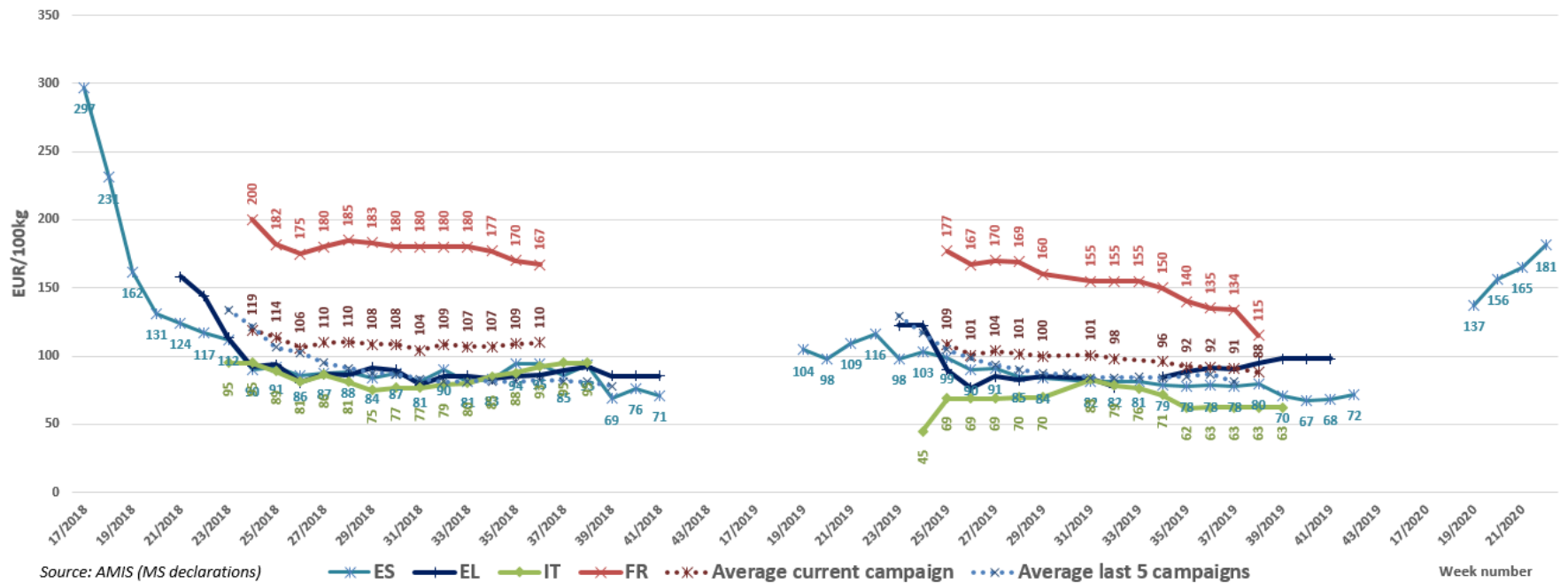


European Commission

3. Calculation EU average prices

Source: AMIS (MS declarations)

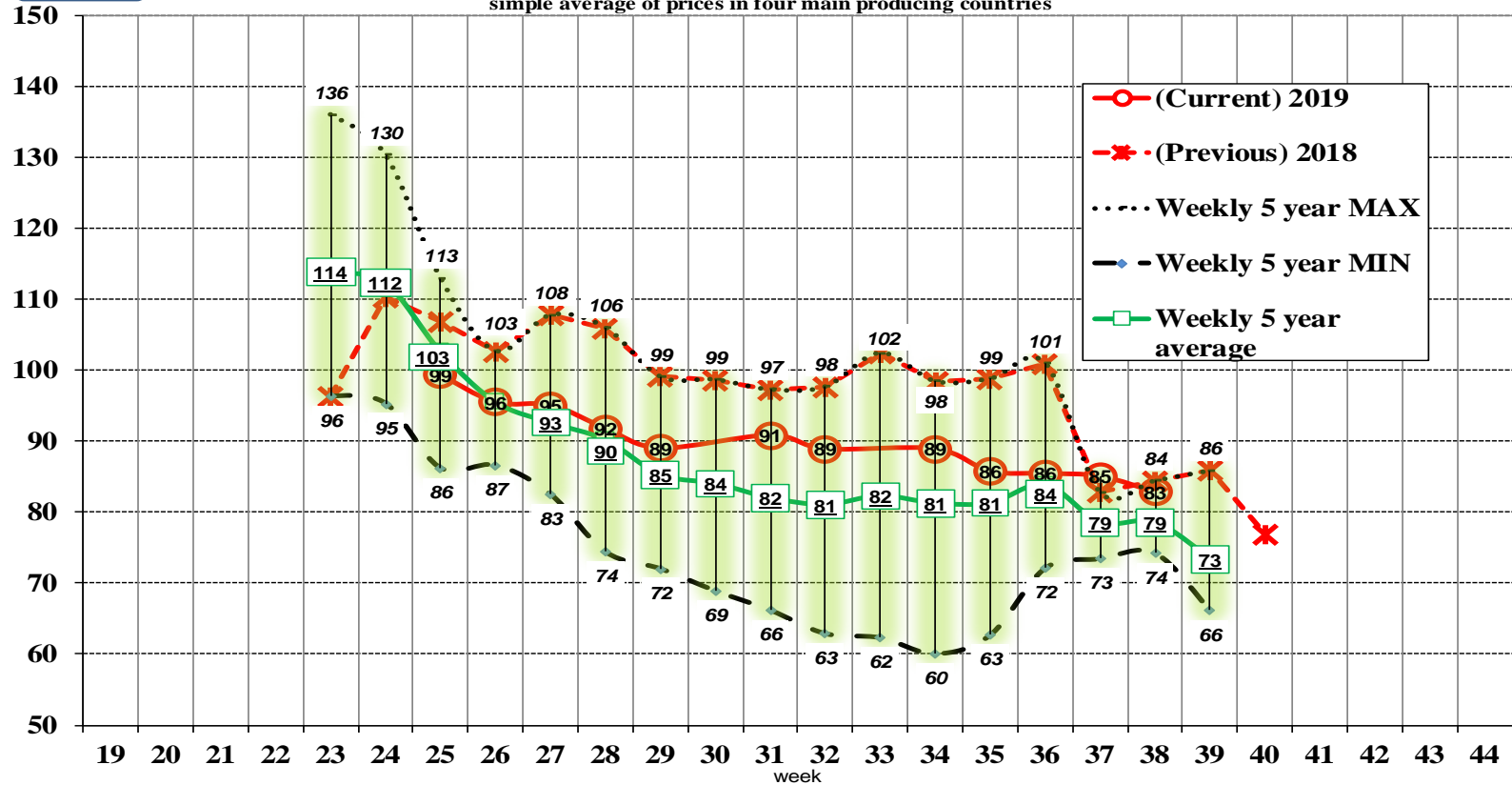
Weekly prices - NECTARINES ESP,FR,IT,EL (main producers for which prices are available)



3. Calculation EU average prices

€100 kg

EUROPEAN UNION - Peach prices (€100kg)
simple average of prices in four main producing countries



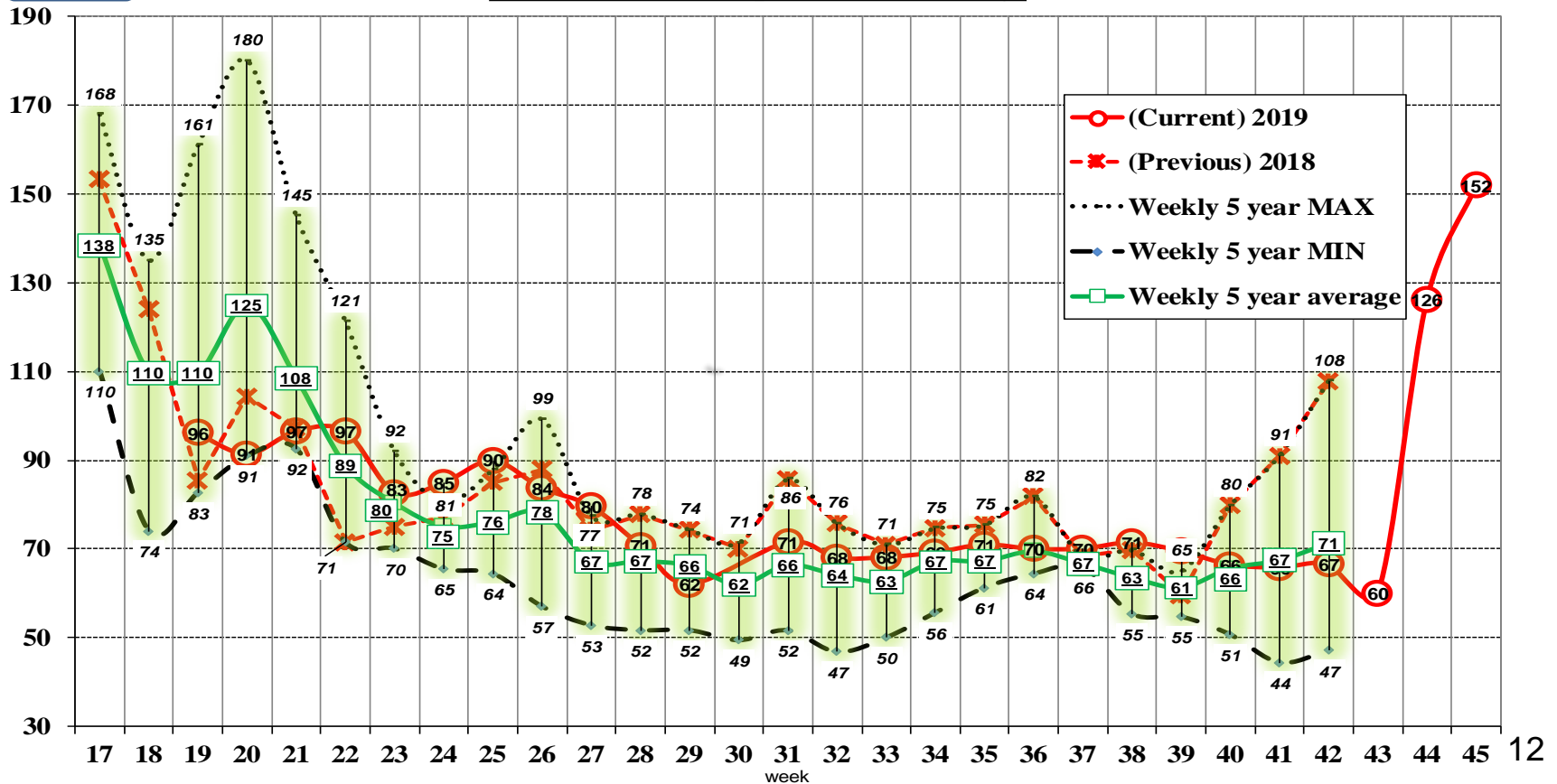


European
Commission

3. Calculation EU average prices

€/100 kg

SPAIN - Peach prices (€/100kg)



3. Calculation EU average prices

- **Advantages current monitoring:**
 - Well standardised and consolidated system
 - Provides historical series of EU prices
 - Focus on market trends rather than real prices
- **Some food for thought:**
 - Simple average yellow/white flesh
 - No placeholder for flat peaches and pavie variety
 - Different prices & geographical distribution
 - Calculation affected when some prices missing

4. Possible input Member Organisations

- **Harvest forecast & balance, assessment market situation**
- **Market trends for retail / wholesale**
- **Consumption**