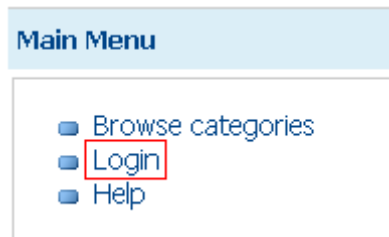


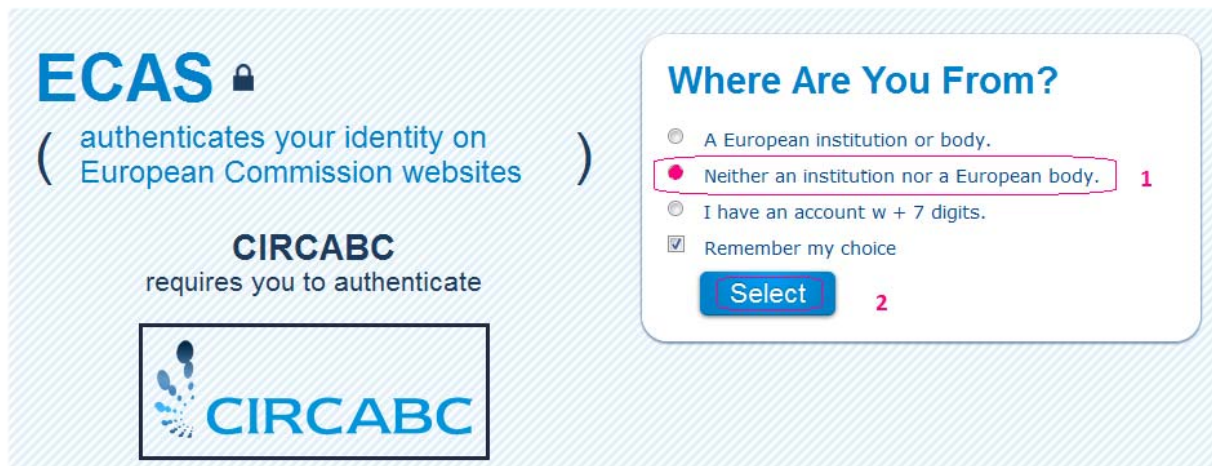
Sign up to ECAS

Getting a username and password

- you select **Login** in the CIRCABC main menu (<https://circabc.europa.eu>)



- The first ECAS authentication page is displayed . You tick the answer "**Neither an institution nor a European body**" to the question "Where are you from?"

A screenshot of the ECAS authentication page. On the left, the ECAS logo is displayed with a padlock icon, followed by the text "(authenticates your identity on European Commission websites)". Below this, it says "CIRCABC requires you to authenticate" and shows the CIRCABC logo. On the right, there is a form titled "Where Are You From?". It contains three radio button options: "A European institution or body.", "Neither an institution nor a European body.", and "I have an account w + 7 digits.". The second option, "Neither an institution nor a European body.", is selected and highlighted with a pink box, with a red "1" next to it. Below the radio buttons is a checkbox labeled "Remember my choice" which is checked. At the bottom of the form is a blue "Select" button with a red "2" next to it.

- On the next page (see here-below), you can follow any of these links:
- Sign up
 - Not registered yet

[Login](#) [New password](#) [Sign Up](#) [Help](#)

ECAS

(authenticates your identity on European Commission websites)

faces
requires you to authenticate

Login [Not registered yet](#)

Is the selected domain correct?
European Commission [Change it](#)

Username or e-mail address *

Password * [Lost your password?](#)

[More options...](#) ▶

[Login!](#)

* Required fields

- You are taken to the **ECAS registration form**. Fill in the form. Mind that the data fields marked with a **red asterisk** are **mandatory**. Do not forget to press on "**Sign up**".

Sign Up

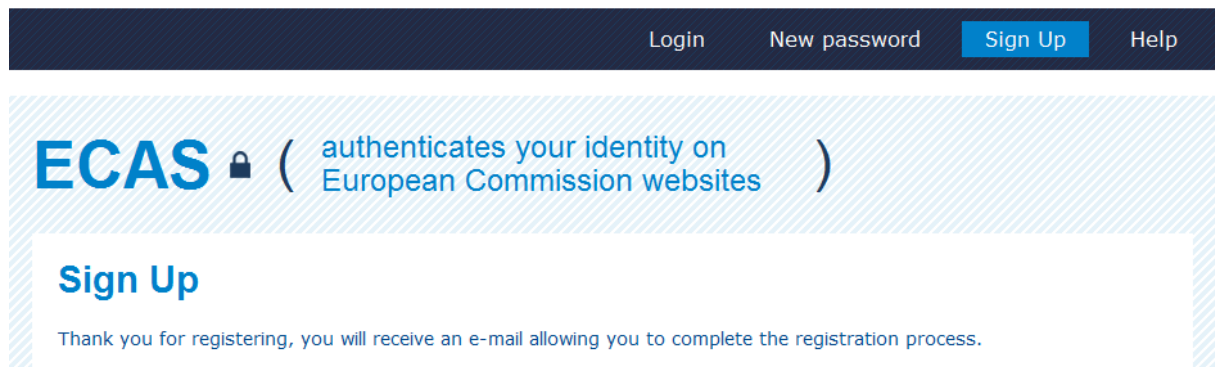
[Help for external users](#)

Choose a username	<input type="text" value="Traincircabc4"/>
First name *	<input type="text" value="Learner4"/>
Last name *	<input type="text" value="CIRCABCtraining"/>
E-mail *	<input type="text" value="circabccom4@gmail.com"/>
Confirm e-mail *	<input type="text" value="circabccom4@gmail.com"/>
E-mail language *	<input type="text" value="English (en)"/>
	<div><div> Try another  Audio version</div></div>
Enter the code *	<input type="text" value="snuzk"/>

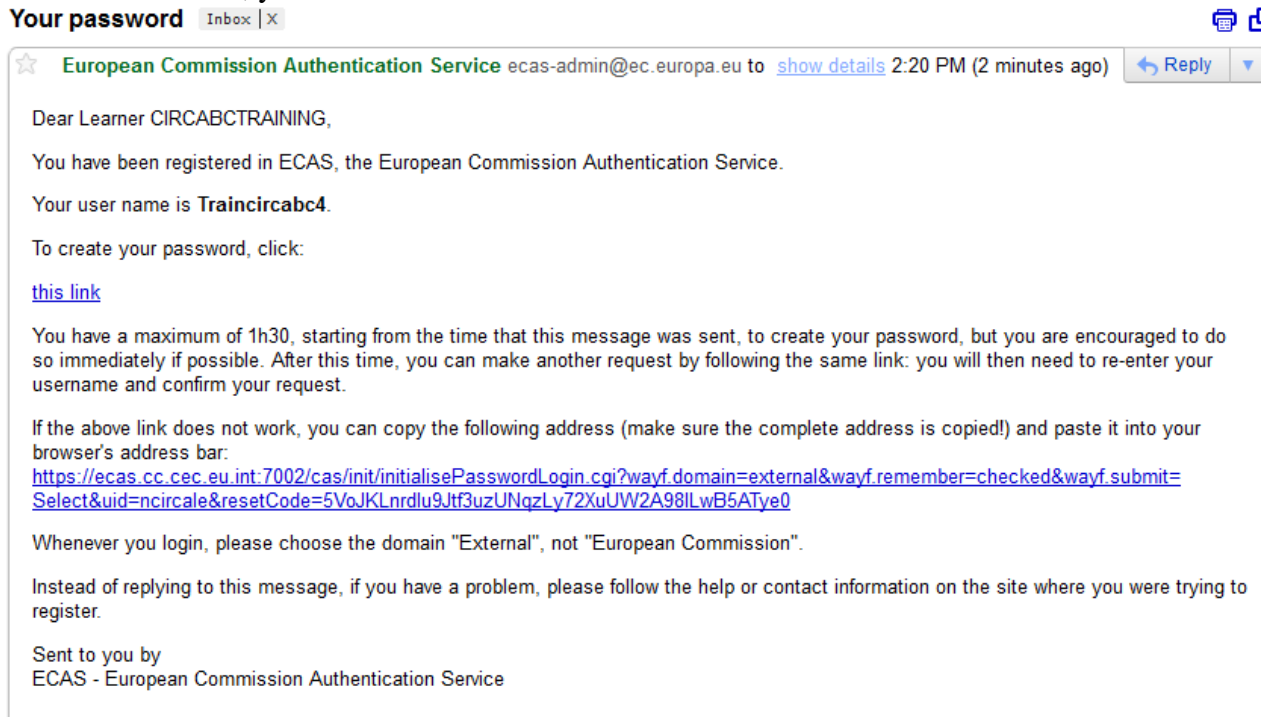
☐ Privacy statement: by checking this box, you acknowledge that you have read and understood the [privacy statement](#) *

Sign up


- Your registration is successful? You can see this page :



- Some whiles later, you receive an **e-mail with an activation link.**




- Through this link, you go to a page where you can **set your initial ECAS password**.


ECAS  (authenticates your identity on European Commission websites)


New password

Username or e-mail address *

Confirm username or e-mail address *



 [Try another](#)

 [Audio version](#)

Enter the code *

Get a password

* Required fields

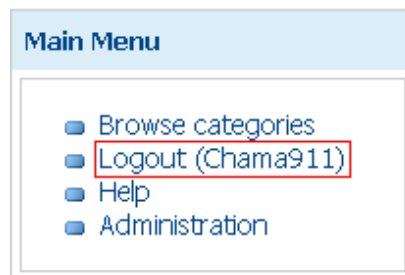
DO NOT FORGET:
A unique username and password allow you to apply for membership in several Interest Groups.

- You are redirected to CIRCABC

Logging in CIRCABC

Later, you log in CIRCABC through the "**Login**" option of its main menu. You are directed to the **ECAS login page**. You answer the question ("**Where are you from?**"). This leads you to the login page of your ECAS domain. You enter then your **ECAS username and password**.

Once successfully authenticated, you are taken back to CIRCABC. The option "**Logout**", coming along with your username, substitutes "Login".



That's done! You are a CIRCABC user and identified by ECAS.

We wish you nice discovering of CIRCABC.