

# Circular Economy policy innovation and good practice in Member States

*@CE Expert Group  
8 December 2022*

 European Environment Agency



# Scope of analysis

- circular economy policies being implemented at a national level with a particular focus on elements that go beyond EU mandatory elements
- good practice with a focus on policy innovation



**27+3 country reports and 1 good practice report**

EU+Turkey, Switzerland, Kosovo

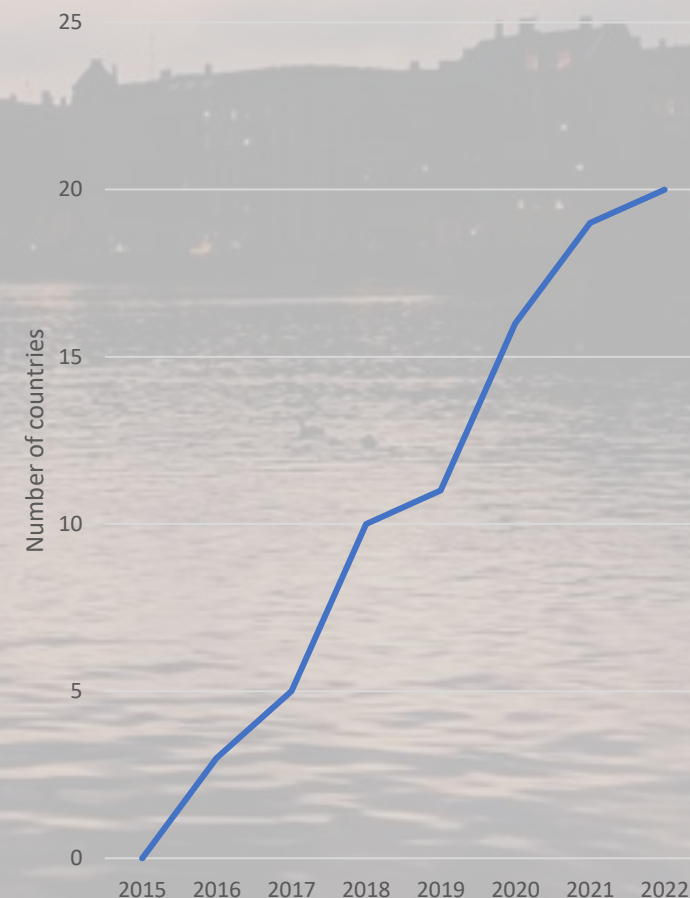


# Countries with policy frameworks

2015	2016	2017	2018	2019	2020	2021	2022
0	3	5	10	11	16	19	20
	Belgium	Italy	Denmark	Poland	Germany	Cyprus	Romania
	Finland	Portugal	France		Latvia	Czechia	
	Netherlands		Greece		Malta	Ireland	
			Luxembourg		Spain		
			Slovenia		Sweden		

Austria  
Bulgaria  
Estonia  
Hungary  
Lithuania

Slovakia  
Croatia



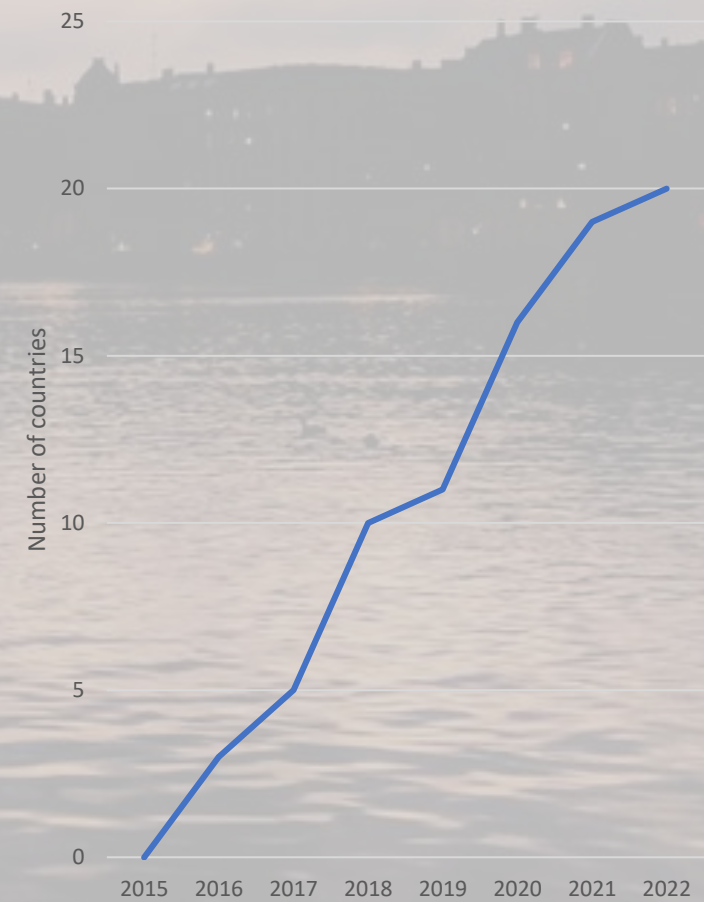
# Countries with updated policy frameworks

2015	2016	2017	2018	2019	2020	2021	2022
0	3	5	10	11	16	19	20
	Belgium	Italy	Denmark	Poland	Germany	Cyprus	Romania
	Finland	Portugal	France		Latvia	Czechia	
	Netherlands		Greece		Malta	Ireland	
			Luxembourg		Spain		
			Slovenia		Sweden		

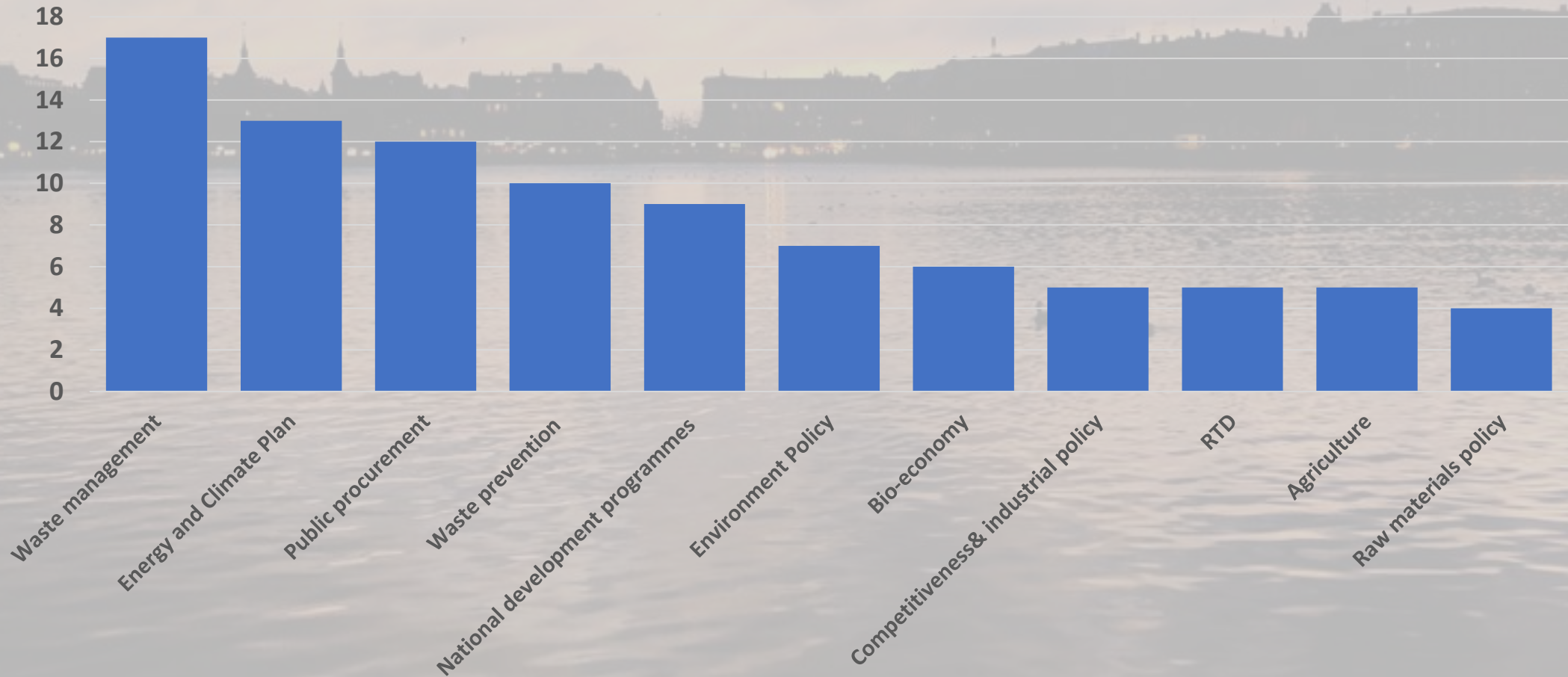
First generic frameworks, then more specific policies

Austria  
Bulgaria  
Estonia  
Hungary  
Lithuania

Slovakia  
Croatia



# CE elements in other policies



# CE targets and assessments

- Few countries (FI, NL, PT, ES, SE – most complete) carry out an overall assessment of the transition to CE
- But 15 countries have developed own monitoring frameworks, mostly based on CEMF
- Large progress since EMFL analysis in 2019
- So data is being gathered but the analysis is lacking behind



# CE targets and assessments (CMUR example)

Country	Target
Austria	increase of the material use rate from 12 % currently to 18 % (still in the political coordination phase).
Bulgaria	CMUR: the target value is 11.7 % with no specified target year, but policy frame is until 2030.
Estonia	CMUR: 30 % in 2035
Finland	the CMUR will double by 2035, the reference year is yet to be defined.
Germany	the use of, as well as a target definition for, the CMUR in Germany is currently being discussed, but so far the CMUR rate is neither reported officially nor is its development defined.
Ireland	the Whole of Government Circular Economy Strategy 2022-2023 has an objective of bringing Ireland's CMUR above the EU average by 2030 and notes that future iterations of the Strategy will include more detailed action and targets, including sector specific targets.
Latvia	CMUR: an increase from 6.6 % in 2020 to 11.0 % by 2027.
Lithuania	implementing the strategic goal of the National Progress Plan for 2021–2030 to increase the use of recovered raw materials, the circularity index, from 4.4 % in 2020 to the EU average of 12.8 % by 2025.



# CE targets and assessments

Country	Target
Austria	reduction of its material footprint to 7 tonnes per person per year by 2050.
Belgium (Flanders)	by 2030, at least 25 % of new or renovated buildings will be designed using the principles of adaptable (dynamic) construction.
Belgium (Wallonia)	to reach a minimum quantity of reused goods of 8 kg per person per year by 2025
Bulgaria	CMUR: the target value is 11.7 % with no specified target year, but the policy frame is until 2030.
Estonia	resource productivity – EUR 0.9 per kilogram in 2035.
Finland	consumption of non-renewable natural resources will decrease but the sustainable use of renewable natural resources may increase only to the extent that the total consumption of primary raw materials in Finland in 2035 will not exceed what it was in 2015. Natural resources used to manufacture products for export are not covered by the objective.
France	aim that 100 % of plastics are recycled by 2025; to create up to 300 000 additional jobs, including in new professions.
Greece	GPP targets for 15 categories of products/services (GPP National Action Plan 2021–2023), ranging from 20 % to 80 % of public procurements depending on the category. The targets are mandatory for eight product categories.
Ireland	circular economy strategy will set out targets in respect of each of the following sectors of the economy: construction; agriculture; retail; packaging; textiles; EEE.
the Netherlands	the government's objective is to achieve a fully circular economy by 2050
Poland	number of regional strategies incorporating CE aspects – minimum of seven by 2030.
Portugal	increasing the incorporation of waste in the economy – from 56 % in 2012 to 68 % in 2020 and 86 % in 2030 (Green Growth Commitment)
Slovakia	Slovakia will devote at least 70 % of the total value of public procurement to GPP. Green public procurement, in force from July 2020 for ministries and central government authorities for selected product groups, will be gradually expanded so that by 2030 the 70 % goal will be achieved. Electronic tools will be used to facilitate and monitor GPP.
Spain	a specific target has been established for reuse – at least 2 % by 2020, 5 % by 2025, 10 % by 2030 and 15 % by 2035
Sweden	The proportion of packaging placed on the Swedish market for the first time that is reusable must increase by at least 20 % between 2022 and 2026 and by at least 30 % from 2022 to 2030

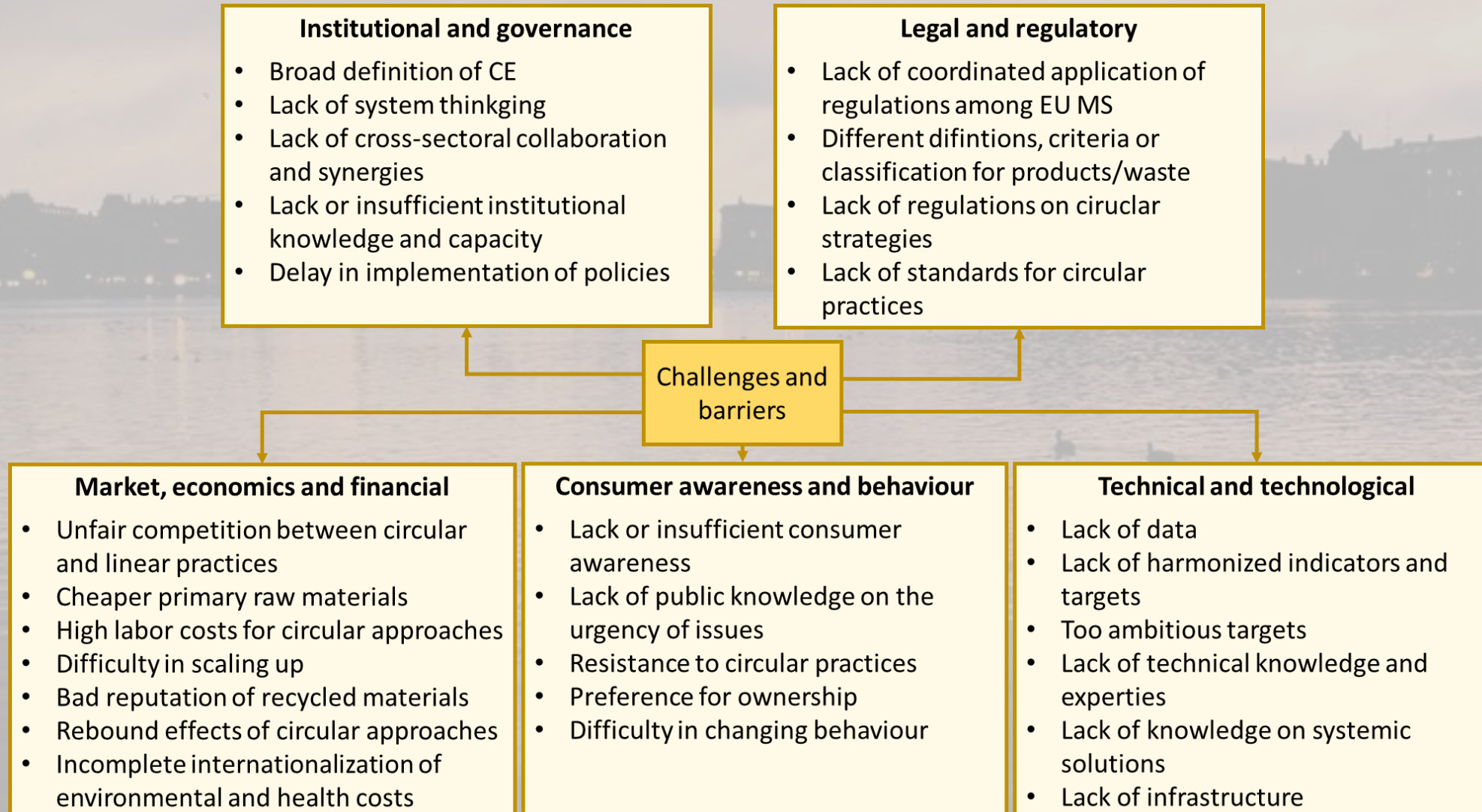


# CE policy good practice examples

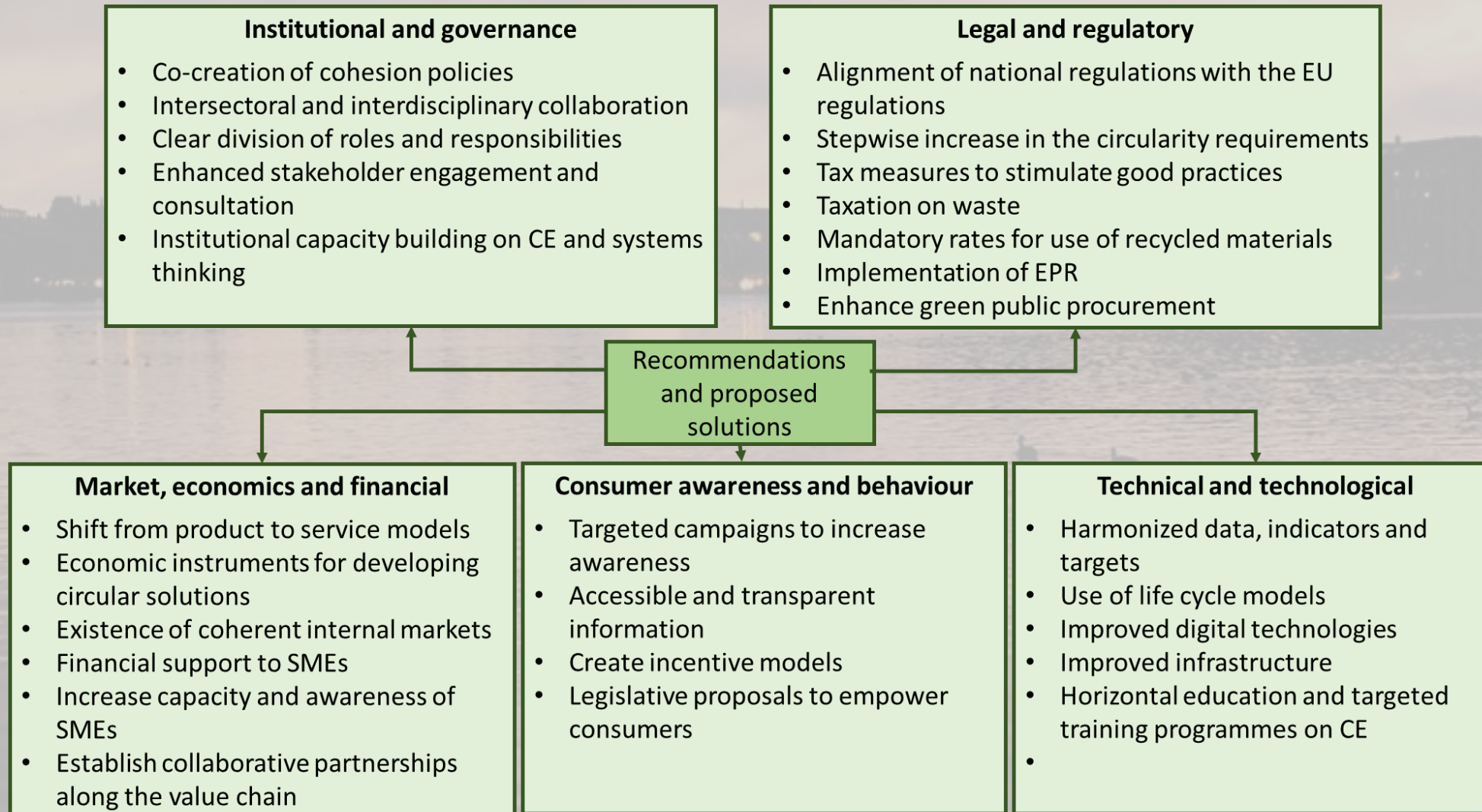
- Financial support - **Austria** Eco voucher for repair services
- Education – **Portugal** Economia portal
- Innovative business models – **Estonia** testbed for moonshot ideas
- Product related policies – **France** Reparability index
- Public procurement – **Denmark** Mandatory info on total cost of ownership
- Research and innocation – **Ireland** Behavioral insight studies
- Producer responsibility – **Bulgaria** EPR extended
- Waste management - ...



# Challenges and barriers



# Recommended and proposed solutions



**Thank you**

**Reports will be available at around 8 December:**

<https://www.eionet.europa.eu/etcs/etc-ce/products>

