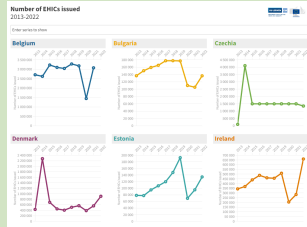


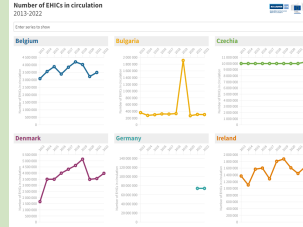
Unplanned necessary cross-border healthcare, 2013-2022

Interactive online statistics

**Number of EHCs issued
Breakdown by Member State
2013-2022**

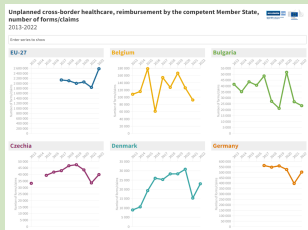


**Number of EHCs in circulation
Breakdown by Member State
2013-2022**

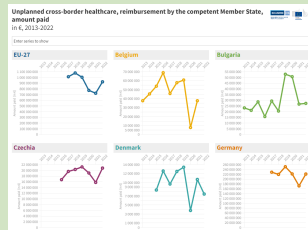


As competent Member State

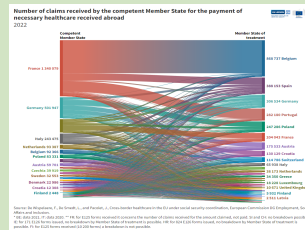
**Number of forms/claims
Breakdown by Member State
2013-2022**



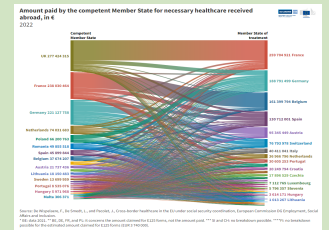
**Amount paid
Breakdown by Member State
2013-2022**



**Number of forms/claims
Breakdown by Member State
Flow
2022**

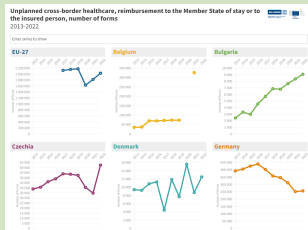


**Amount paid
Breakdown by Member State
Flow
2022**

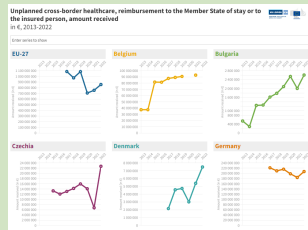


As Member State of treatment

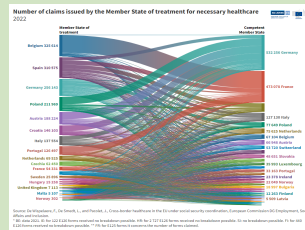
**Number of forms/claims
Breakdown by Member State
2013-2022**



**Amount received
Breakdown by Member State
2013-2022**



**Number of forms/claims
Breakdown by competent
Member State
Flow
2022**



**Amount paid
Breakdown by competent
Member State
Flow
2022**

