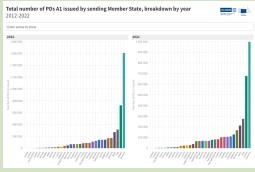


Portable Documents A1 issued between 2012-2022

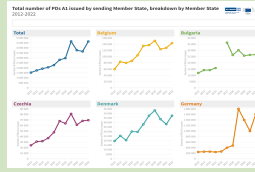
Interactive online statistics

Total number of PDs A1

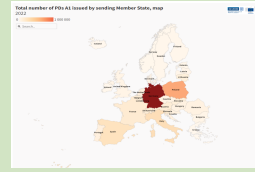
By sending Member State
Breakdown by year
2012-2022



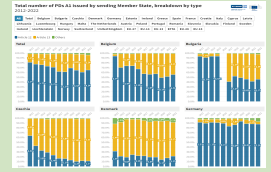
By sending Member State
Breakdown by Member State
2012-2022



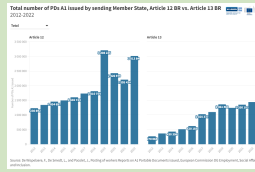
By sending Member State
Map
2022



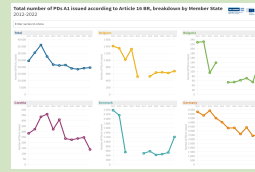
By sending Member State
Breakdown by type
2012-2022



By sending Member State
Article 12 BR vs. Article 13 BR
2012-2022

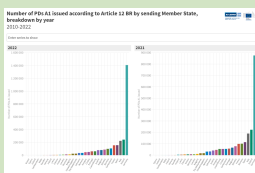


By sending Member State
Article 16 BR
2012-2022

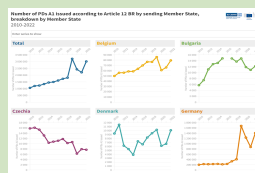


Total number of PDs A1 according to Article 12 BR (posted workers)

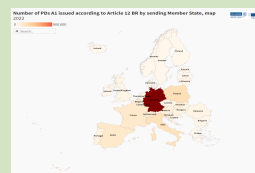
By sending Member State
Breakdown by year
2010-2022



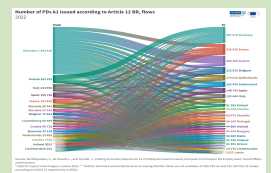
By sending Member State
Breakdown by Member State
2010-2022



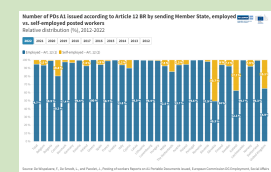
By sending Member State
Map
2022



By sending Member State
Flows
2022



By sending Member State
Employed vs. self-employed
2012-2022



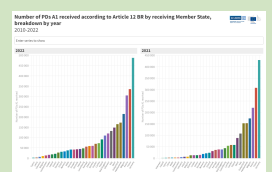
By sending Member State
Average duration
2012-2022



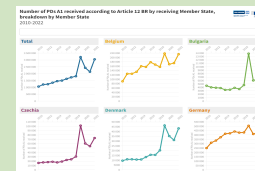
By sending Member State
Sector of activity
2022



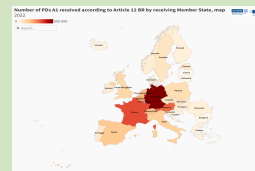
By receiving Member State
Breakdown by year
2010-2022



By receiving Member State
Breakdown by Member State
2010-2022

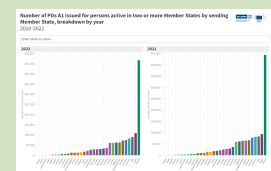


By receiving Member State
Map
2022

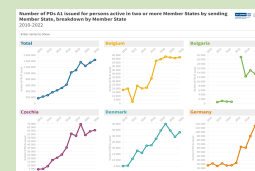


Total number of PDs A1 according to Article 13 BR (persons active in two or more Member States)

By sending Member State
Breakdown by year
2010-2022



By sending Member State
Breakdown by Member State
2010-2022



By sending Member State
Average duration
2015-2022



By sending Member State
Sector of activity
2022

