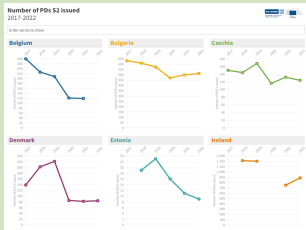


Planned cross-border healthcare, 2013-2022

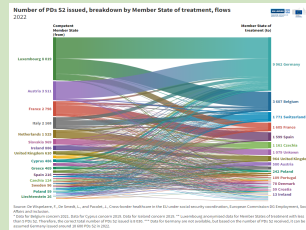
Interactive online statistics

As competent Member State

**Number of PDs S2 issued
Breakdown by Member State
2017-2022**



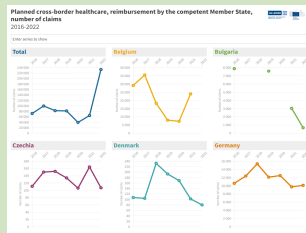
**Number of PDs S2 issued
Breakdown by Member State of treatment
Flow
2022**



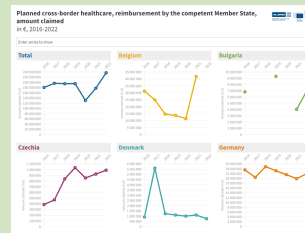
**Number of PDs S2 requests refused and accepted
Breakdown by Member State
2013-2022**



**Number of claims
Breakdown by Member State
2016-2022**



**Amount claimed
Breakdown by Member State
2016-2022**

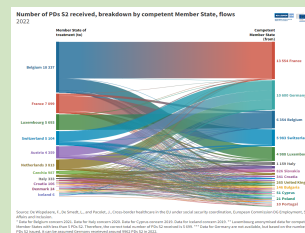


As Member State of treatment

**Number of PDs S2 received
Breakdown by Member State
2017-2022**



**Number of PDs S2 received
Breakdown by competent Member State
Flow
2022**



**Number of claims
Breakdown by Member State
2016-2022**



**Amount claimed
Breakdown by Member State
2016-2022**

