



Brussels, 11.8.2023  
COM(2023) 482 final

ANNEX

**ANNEX**

*to the*

**REPORT FROM THE COMMISSION TO THE EUROPEAN PARLIAMENT AND  
THE COUNCIL  
on the activities of the European Globalisation Adjustment Fund for Displaced Workers  
(EGF) in 2021 and 2022**

## TABLE OF CONTENTS

1. Cumulative data for the programming period (1 January 2014 to 31 December 2020) .....	2
Table 1: Final report submitted in 2021 .....	3
2. Cumulative data from 2007 to 2022 .....	4
Chart 1: Number of applications submitted between 2007 and 2022 .....	4
Chart 2: Number of targeted workers per Member State from 2007 to 2022 .....	5
Chart 3: EGF amount requested (in EUR) per Member State between 2007 and 2022.....	6
Chart 4: Average EGF amount requested (in EUR) per beneficiary and per Member State .....	7
Table 2: EGF applications submitted up to 31 December 2022 (excluding rejected and withdrawn applications) .....	8
Table 3: EGF applications by sector submitted up to 31 December 2022 .....	9
Table 4: Number of applications by sector* (NACE Rev.2) between 2007 and 2022 .....	13
Chart 5: Number of targeted beneficiaries per sector* (NACE Rev. 2) between 2007 and 2022.....	14

# **1. Cumulative data for the programming period (1 January 2014 to 31 December 2020)**

The cumulative data on the EGF applications received during 1 January 2014 and 31 December 2020 was presented in the Annex to the Report from the Commission to the European Parliament and the Council on the activities of the EGF in 2019 and 2020<sup>1</sup>.

This annex contains only the results from the single final report received in the analysed period, 2021- 2022.

---

<sup>1</sup> COM(2021) 486 final, 20.8.2021.

**Table 1: Final report submitted in 2021<sup>2</sup>**

EGF Reference	EGF/2018/003
Case	Attica Publishing Activities
Member State	EL
Sector	Publishing
Date of application	22-May-2018
Workers dismissed	550
Workers targeted	550
Starting date of measures	22-Aug-2018
End date of measures	22-Aug-2020
Deadline for Final Report	22-Feb-2021
Actual date of submission of the Final Report	18-Jun-2021
Case wound up before 31/12/2022?	YES
<b>RESULTS AT THE END OF THE EGF IMPLEMENTATION PERIOD, BASED ON MEMBER STATES FINAL REPORTS</b>	
Workers assisted	296
% of workers targeted	54%
<b>Labour market status of the workers assisted by the EGF contribution *</b>	
Workers reintegrated at the end of EGF implementation period	233
% of workers assisted	79%
out of which	
as dependent workers	213
as self-employed	20
Workers in education/training	0
% of workers assisted	0%
Workers unemployed or inactive - various reasons **	62
% of workers assisted	21%
Workers status N/A	1
% of workers assisted	0%
	100%

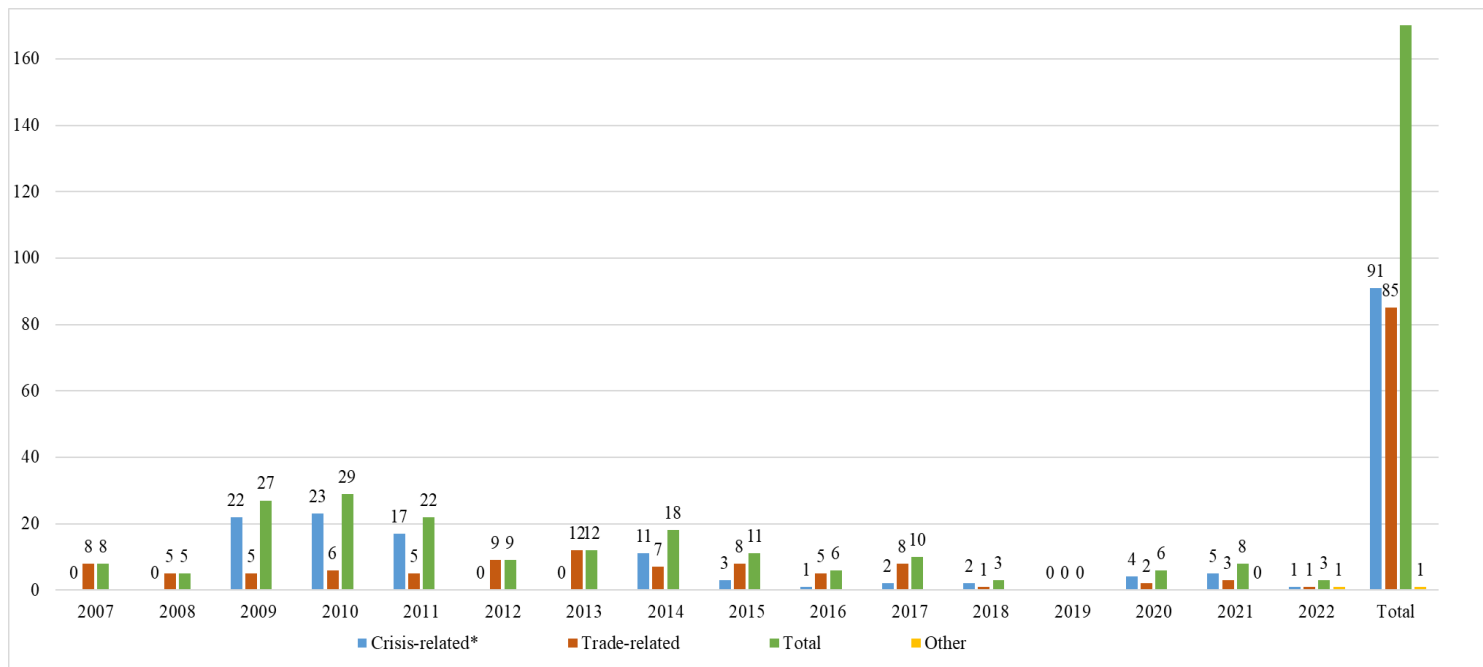
\* The labour market status of the beneficiaries provided in this table reflects as a matter of principle the situation at the end of the implementation period.

\*\* 'inactive' means that people are no longer available to the labour market for personal reasons, e.g. retirement.

<sup>2</sup> Due to the very low number of cases in 2018 and 2019, only one final report was due in 2021.

## 2. Cumulative data from 2007 to 2022

*Chart 1: Number of applications submitted between 2007 and 2022*

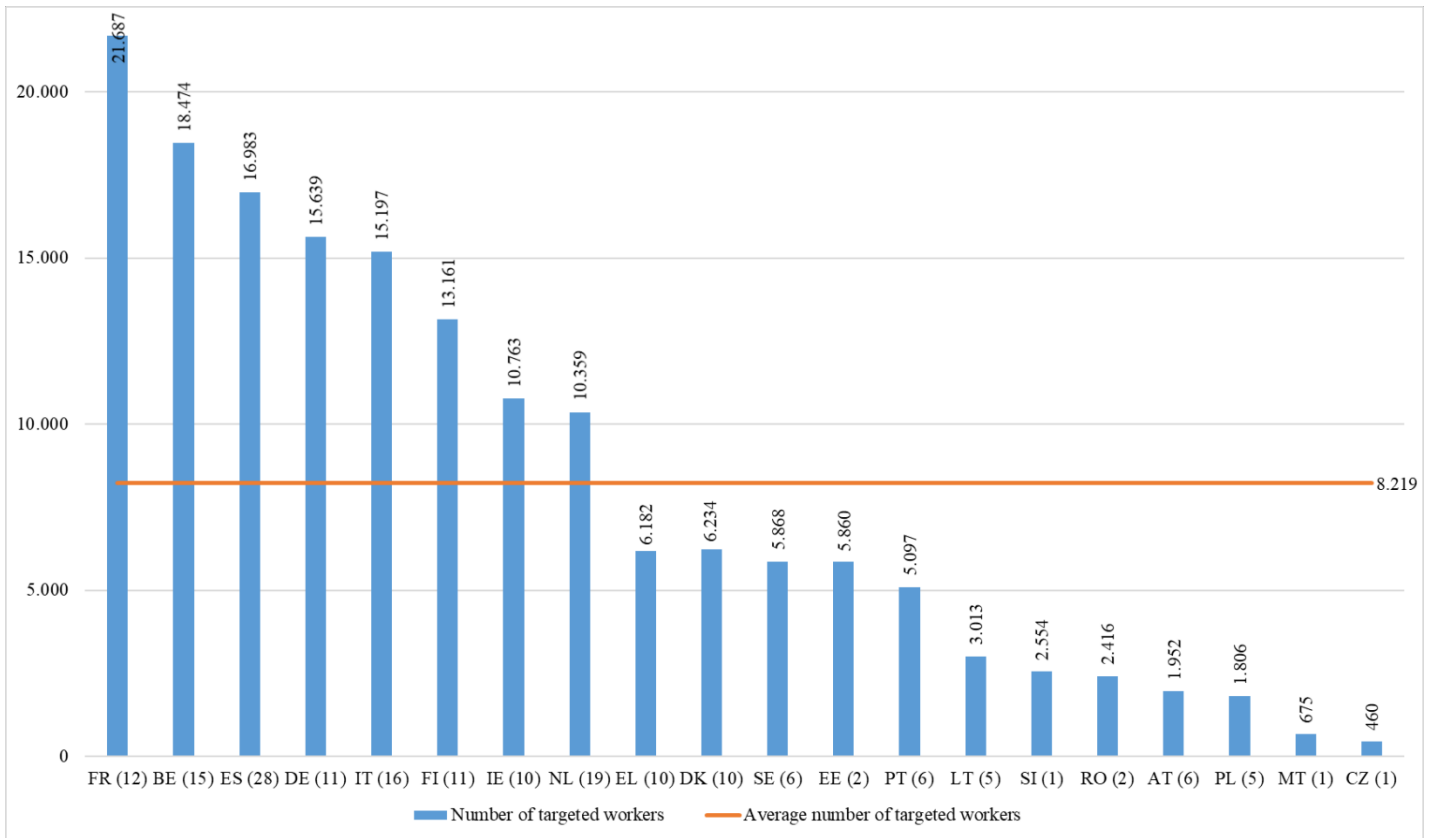


	2007	2008	2009	2010	2011	2012	2013	2014	2015	2016	2017	2018	2019	2020	2021	2022	Total
<b>Crisis-related*</b>	0	0	22	23	17	0	0	11	3	1	2	2	0	4	5	1	<b>91</b>
<b>Trade-related</b>	8	5	5	6	5	9	12	7	8	5	8	1	0	2	3	1	<b>85</b>
<b>Other</b>															0	1	<b>1</b>
<b>Total</b>	<b>8</b>	<b>5</b>	<b>27</b>	<b>29</b>	<b>22</b>	<b>9</b>	<b>12</b>	<b>18</b>	<b>11</b>	<b>6</b>	<b>10</b>	<b>3</b>	<b>0</b>	<b>6</b>	<b>8</b>	<b>3</b>	<b>177</b>
<b>% of total</b>	<b>5%</b>	<b>3%</b>	<b>15%</b>	<b>16%</b>	<b>12%</b>	<b>5%</b>	<b>7%</b>	<b>10%</b>	<b>6%</b>	<b>3%</b>	<b>6%</b>	<b>2%</b>	<b>0%</b>	<b>3%</b>	<b>5%</b>	<b>2%</b>	<b>100%</b>

*\*of which nine were COVID-19 pandemic-related.*

Between 2007 and 2022, the Commission received 91 crisis-related applications and 85 trade-related applications. The total number of applications received each year varies, with an average of around 11 applications per year.

**Chart 2: Number of targeted workers per Member State from 2007 to 2022**

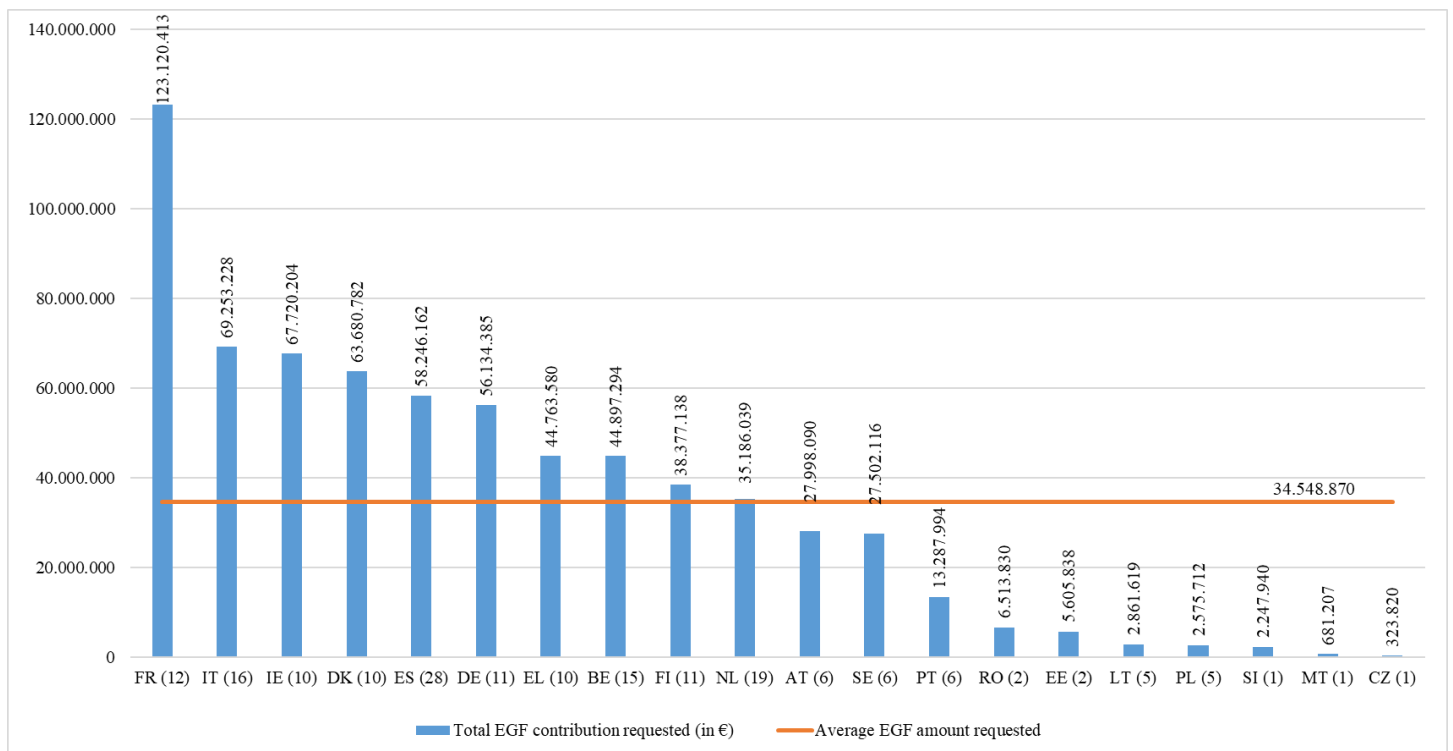


*Number of applications is indicated in brackets.*

**Total number of targeted workers: 164 380**  
**Average number of targeted workers per Member State: 8 219**

Between 2007 and 2022, 177 applications submitted (excluding those withdrawn or rejected) by 20 Member States targeted 164 380 workers. France requested support for the highest number of workers (21 687; 12 cases), followed by Belgium (18 474; 15 cases), and Spain (16 983; 28 cases).

**Chart 3: EGF amount requested (in EUR) per Member State between 2007 and 2022**

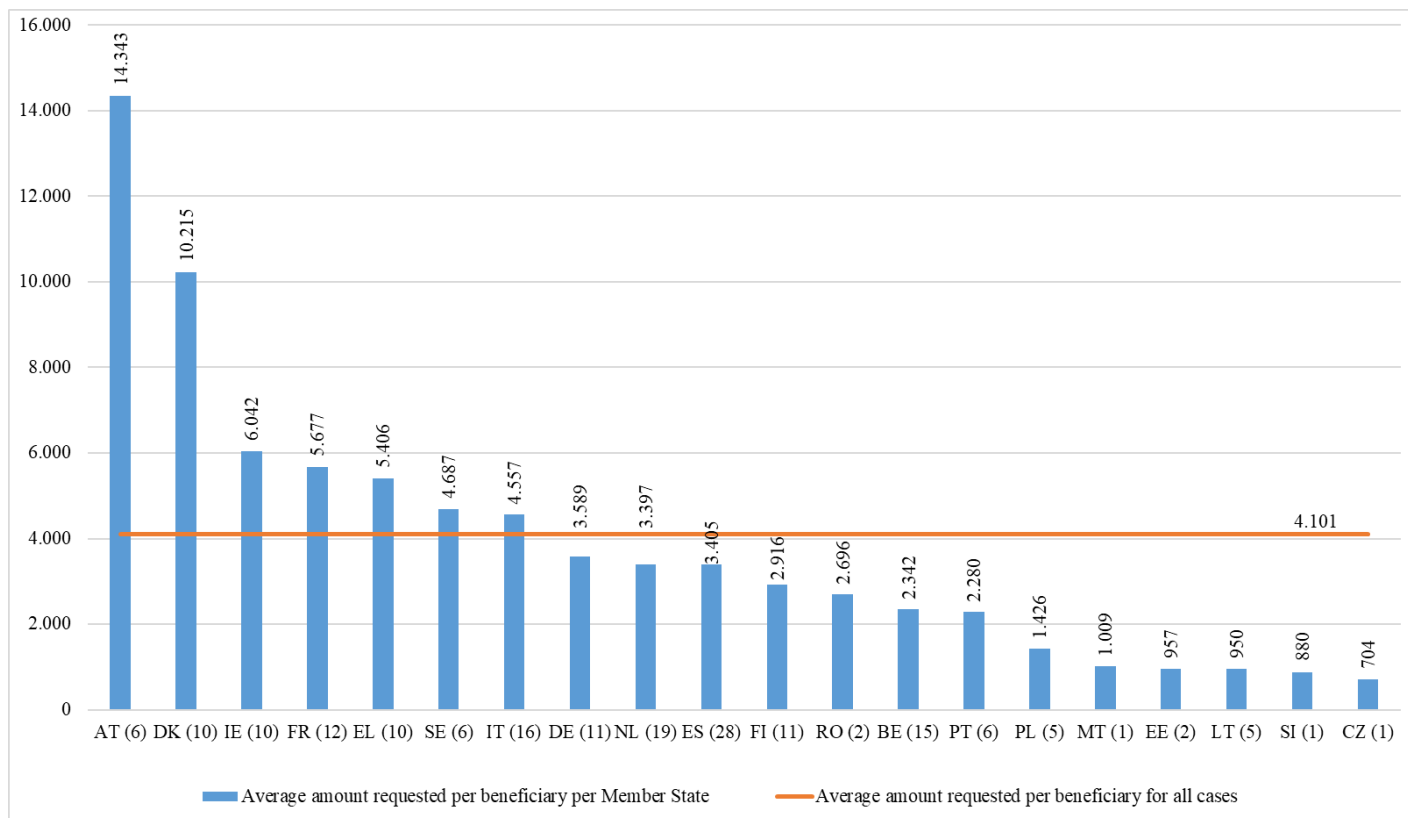


*Number of applications is indicated in brackets.*

**Total EGF amount requested: EUR 690 977 391**  
**Average EGF amount requested: EUR 34 548 870**

Between 2007 and 2022, 20 Member States requested a total amount of EUR 690 977 391 from the EGF. France requested the highest amount of EGF co-financing (EUR 123 120 413; 12 applications), followed by Italy (EUR 69 253 228; 16 applications) and Ireland (EUR 67 720 204; 10 applications).

**Chart 4: Average EGF amount requested (in EUR) per beneficiary and per Member State between 2007 and 2022**



*Number of applications is indicated in brackets.*

**Average EGF amount requested per beneficiary: EUR 4 101**

On average, each of the 20 Member States applying for EGF support between 2007 and 2022 requested EUR 4 101 per targeted beneficiary. The highest average amount per beneficiary was requested by Austria (EUR 14 343; 6 cases and 1 952 beneficiaries), followed by Denmark (EUR 10 215; 10 cases and 6 234 beneficiaries) and Ireland (EUR 6 042; 10 cases and 10 763 beneficiaries).



**Table 2: EGF applications submitted up to 31 December 2022 (excluding rejected and withdrawn applications)**

Member State	Application type	2007	2008	2009	2010	2011	2012	2013	2014	2015	2016	2017	2018	2020	2021	2022	No. of applications	Targeted beneficiaries (workers and NEETs)	EGF contribution (in €)				
AT	Crisis			1	1	2											4	6	1.608	1.952	22.834.963	27.998.090	
	Trade				1	1											2		344		5.163.127		
	Other																0		0		0		
BE	Crisis				1									1				2	15	4.302	19.174	13.313.155	44.897.294
	Trade			2				4	2	3		1					12	14.313		29.627.742			
	Other																1	559		1.956.397			
CZ	Crisis				1													1	1	460	460	323.820	323.820
	Trade																0	0		0			
	Other																0	0		0			
DE	Crisis				1	1				1								3	11	4.651	15.639	19.615.046	56.134.385
	Trade	1		2			1	1	1			1		1			8	10.988		36.519.339			
	Other																0	0		0			
DK	Crisis			2	2	1												5	10	3.600	6.234	38.265.208	63.680.782
	Trade				2	1	2										5	2634		25.415.574			
	Other																0	0		0			
EE	Crisis													1				1	2	5.060	5.860	4.474.480	5.605.838
	Trade																1	800		1.131.358			
	Other																0	0		0			
EL	Crisis					1			5	1		1	1					9	10	8.074	8.280	43.267.750	44.763.580
	Trade														1		1	206		1.495.830			
	Other																0	0		0			
ES	Crisis			2	3	4			2							2		13	28	8.648	17.108	25.153.984	58.246.162
	Trade		3		2	1								1	1	1	15	8.460		33.092.178			
	Other																0	0		0			
FI	Crisis															1		1	11	500	13.161	1.752.360	38.377.138
	Trade	1					1	1	1	2	2	2					10	12.661		36.624.778			
	Other																0	0		0			
FR	Crisis			1	1				2	1						2	1	8	12	13.319	21.687	72.025.262	123.120.413
	Trade	1						1	1			1					4	8.368		51.095.151			
	Other																0	0		0			
IE	Crisis			3	3													6	10	9.835	11.209	60.589.571	67.720.204
	Trade						1		2	1							4	1.374		7.130.633			
	Other																0	0		0			
IT	Crisis					5			1			1				1		8	16	6.712	15.197	25.581.241	69.253.228
	Trade	3	1				2		1							1		8		8.485		43.671.987	
	Other																0	0		0			
LT	Crisis			4														4	5	2.413	3.013	2.562.625	2.861.619
	Trade		1														1	600		298.994			
	Other																0	0		0			
MT	Crisis																	0	1	0	675	0	681.207
	Trade	1															1	675		681.207			
	Other																0	0		0			
NL	Crisis			7	5	2			1		1		1	1				18	19	9.847	10.359	33.376.605	35.186.039
	Trade				1												1	512		1.809.434			
	Other																0	0		0			
PL	Crisis				3													3	5	979	1.806	1.200.897	2.575.712
	Trade							2									2	827		1.374.815			
	Other																0	0		0			
PT	Crisis			1	1	1												3	6	2.245	5.827	5.373.636	13.287.994
	Trade	1		1									1				3	3.582		7.914.358			
	Other																0	0		0			
RO	Crisis					1	1											0	2	0	2.416	0	6.513.830
	Trade																2	2.416		6.513.830			
	Other																0	0		0			
SE	Crisis			1														1	6	1.500	5.868	9.839.674	27.502.116
	Trade					1	1			1	1	1					5	4.368		17.662.442			
	Other																0	0		0			
SI	Crisis				1													1	1	2.554	2.554	2.247.940	2.247.940
	Trade																0	0		0			
	Other																0	0		0			
<b>Total</b>	<b>Crisis</b>	<b>0</b>	<b>0</b>	<b>22</b>	<b>23</b>	<b>17</b>	<b>0</b>	<b>0</b>	<b>11</b>	<b>3</b>	<b>1</b>	<b>2</b>	<b>2</b>	<b>4</b>	<b>5</b>	<b>1</b>	<b>91</b>	<b>86.307</b>	<b>177</b>	<b>86.307</b>	<b>168.479</b>	<b>381.798.217</b>	<b>690.977.391</b>
	<b>Trade</b>	<b>8</b>	<b>5</b>	<b>5</b>	<b>6</b>	<b>5</b>	<b>9</b>	<b>12</b>	<b>7</b>	<b>8</b>	<b>5</b>	<b>8</b>	<b>1</b>	<b>2</b>	<b>3</b>	<b>1</b>	<b>85</b>	<b>81.613</b>		<b>307.222.777</b>			
	<b>Other</b>	<b>0</b>	<b>0</b>	<b>0</b>	<b>0</b>	<b>0</b>	<b>0</b>	<b>0</b>	<b>0</b>	<b>0</b>	<b>0</b>	<b>0</b>	<b>0</b>	<b>0</b>	<b>0</b>	<b>1</b>	<b>1</b>	<b>559</b>		<b>1.956.397</b>			

**Table 3: EGF applications by sector submitted up to 31 December 2022**

NACE Rev. 2 division	Sector	EGF Ref.	Case	MS
5	Mining of coal and lignite	EGF/2017/001	Castilla y León Mining	ES
10	Manufacture of food products	EGF/2014/001	Nutriart	EL
		EGF/2014/005	GAD	FR
12	Manufacture of tobacco products	EGF/2011/010	Austria Tabak	AT
13	Manufacture of textiles	EGF/2007/005	Sardegna	IT
		EGF/2007/006	Piemonte	IT
		EGF/2007/007	Lombardia	IT
		EGF/2008/001	Toscana	IT
		EGF/2008/003	Alytaus tekstilė	LT
		EGF/2008/005	Catalonia	ES
		EGF/2009/001	Norte-Centro	PT
		EGF/2009/004	Oost-West Vlaanderen	BE
		EGF/2009/005	Limburg	BE
		EGF/2010/009	Comunidad Valenciana textiles	ES
		EGF/2013/008	Comunidad Valenciana textiles	ES
14	Manufacture of wearing apparel	EGF/2007/008	Textiles	MT
		EGF/2009/018	Wearing apparel	LT
		EGF/2010/003	Galicia textiles	ES
		EGF/2010/014	Mura	SI
		EGF/2017/006	Galicia Wearing Apparel	ES
		EGF/2018/002	Norte Centro Lisboa Wearing Apparel	PT
15	Manufacture of leather and related products	EGF/2010/026	Rohde	PT
		EGF/2011/020	Comunidad Valenciana calzado	ES
16	Manufacture of products of wood, cork, straw and plaiting materials	EGF/2009/020	Castilla La Mancha	ES
		EGF/2013/010	Castilla y León	ES
18	Printing and reproduction of recorded media	EGF/2009/026	Noord Holland and Utrecht	NL
		EGF/2009/027	Noord Brabant and Zuid Holland	NL
		EGF/2009/028	Limburg	NL
		EGF/2009/029	Gelderland and Overijssel	NL
		EGF/2009/030	Drenthe	NL
		EGF/2010/027	N Brabant	NL
		EGF/2010/028	Overijssel	NL
		EGF/2010/029	Zuid Holland and Utrecht	NL
EGF/2010/030	Noord Holland and Flevoland	NL		
19	Manufacture of coke and refined petroleum products	EGF/2016/003	petroleum and chemicals*	EE
20	Manufacture of chemicals and chemical products	EGF/2013/009	Zachem	PL
		EGF/2016/003	petroleum and chemicals*	EE
21	Manufacture of basic pharmaceutical products and pharmaceutical preparations	EGF/2011/015	AstraZeneca	SE
22	Manufacture of rubber and plastic products	EGF/2017/008	Goodyear	DE
23	Manufacture of other non-metallic mineral products	EGF/2009/012	Waterford Crystal	IE
		EGF/2009/014	Comunidad Valenciana ceramics	ES
		EGF/2010/005	Comunidad Valenciana Natural Stone	ES
		EGF/2013/004	Comunidad Valenciana materiales de construcción	ES
		EGF/2013/011	Saint-Gobain Sekurit	BE
		EGF/2015/007	Hainaut-Namur Glass	BE
24	Manufacture of basic metals	EGF/2010/007	Steiermark-Niederösterreich	AT
		EGF/2011/021	Zalco	NL
		EGF/2012/010	Mechel	RO
		EGF/2013/002	Carsid	BE
		EGF/2013/007	Hainaut Steel	BE
		EGF/2014/012	ArcelorMittal	BE
		EGF/2020/003	GMH Guss	DE
		EGF/2020/001	Galicia shipbuilding ancillary sectors*	ES
25	Manufacture of fabricated metal products, except machinery and equipment	EGF/2022/003	Alu Ibérica	ES
		EGF/2011/018	País Vasco metal	ES
		EGF/2011/019	Galicia metal	ES
		EGF/2014/004	Comunidad Valenciana metal	ES
		EGF/2020/001	Galicia shipbuilding ancillary sectors*	ES
EGF/2021/001	País Vasco metal	ES		

NACE Rev. 2 division	Sector	EGF Ref.	Case	MS
26	<b>Manufacture of computer, electronic and optical products</b>	EGF/2007/003	BenQ	DE
		EGF/2007/004	Perlos	FI
		EGF/2009/002	Nokia	DE
		EGF/2009/008	Dell	IE
		EGF/2009/023	Qimonda	PT
		EGF/2010/008	AT&S	AT
		EGF/2010/011	NXP Semiconductors	NL
		EGF/2011/013	Flextronics	DK
		EGF/2011/014	Nokia	RO
		EGF/2011/025	Lombardia	IT
		EGF/2012/006	Nokia Salo	FI
		EGF/2012/007	VDC Technologies	IT
		EGF/2013/001	Nokia	FI
		EGF/2014/014	Aleo Solar	DE
		EGF/2016/002	Ericsson	SE
		EGF/2016/008	Nokia Network Systems	FI
EGF/2017/007	Ericsson	SE		
27	<b>Manufacture of electrical equipment</b>	EGF/2009/010	AB Snaige	LT
		EGF/2011/023	Antonio Merloni	IT
		EGF/2014/010	Whirlpool	IT
		EGF/2021/008	Attica Electrical Equipment Manufacturing	EL
28	<b>Manufacture of machinery and equipment</b>	EGF/2009/015	Danfoss Group	DK
		EGF/2009/031	Linak	DK
		EGF/2010/001	Nordjylland	DK
		EGF/2010/006	H.Cegielski-Poznań	PL
		EGF/2010/013	Podkarpackie	PL
		EGF/2010/017	Midtjylland Machinery	DK
		EGF/2010/018	Heidelberger Druckmaschinen	DE
		EGF/2010/022	LM Glasfiber	DK
		EGF/2012/002	Manroland	DE
		EGF/2012/003	Vestas	DK
		EGF/2012/011	Vestas	DK
		EGF/2013/003	First Solar	DE
		EGF/2014/011	Caterpillar	BE
		EGF/2015/012	Hainaut Machinery	BE
EGF/2017/010	Caterpillar	BE		
29	<b>Manufacture of motor vehicles, trailers and semi-trailers</b>	EGF/2007/001	Peugeot	FR
		EGF/2007/010	Lisboa-Alentejo	PT
		EGF/2008/002	DELPHI	ES
		EGF/2008/004	Castilla Leon	ES
		EGF/2009/007	Volvo	SE
		EGF/2009/009	Steiermark	AT
		EGF/2009/013	Karmann	DE
		EGF/2009/019	Renault	FR
		EGF/2010/002	Cataluña automoción	ES
		EGF/2010/004	Wielkopolskie	PL
		EGF/2010/015	Peugeot	FR
		EGF/2010/031	General Motors Belgium	BE
		EGF/2011/003	Arnsberg and Düsseldorf Automotive	DE
		EGF/2011/005	Norte-Centro Automotive	PT
		EGF/2012/005	Saab	SE
		EGF/2012/008	De Tomaso	IT
		EGF/2013/006	Fiat Auto Poland	PL
		EGF/2013/012	Ford Genk	BE
		EGF/2014/006	PSA	FR
		EGF/2015/002	Adam Opel	DE
		EGF/2015/003	Ford Genk	BE
		EGF/2015/009	Volvo Trucks	SE
		EGF/2016/004	Comunidad Valenciana Automotive	ES
		EGF/2020/006	Cataluña automotive	ES
EGF/2021/004	Aragon automotive	ES		
EGF/2021/006	Cataluña automotive	ES		

<b>NACE Rev. 2 division</b>	<b>Sector</b>	<b>EGF Ref.</b>	<b>Case</b>	<b>MS</b>
30	<b>Manufacture of other transport equipment</b>	EGF/2010/025	Odense Steel Shipyard	DK
		EGF/2011/008	Odense Steel Shipyard 2	DK
		EGF/2011/026	Emilia Romagna	IT
		EGF/2014/008	STX Rauma	FI
		EGF/2020/001	Galicia shipbuilding ancillary sectors*	ES
		EGF/2021/005	Airbus	FR
31	<b>Manufacture of furniture</b>	EGF/2009/016	Furniture	LT
32	<b>Other manufacturing (Jewellery)</b>	EGF/2014/007	Andersen Ireland	IE
		EGF/2020/001	Galicia shipbuilding ancillary sectors*	ES
33	<b>Repair and installation of machinery and equipment</b>	EGF/2009/021	SR Technics	IE
		EGF/2014/016	Lufthansa Technik	IE
		EGF/2015/006	PWA International	IE
		EGF/2020/001	Galicia shipbuilding ancillary sectors*	ES
		EGF/2022/001	Air France*	FR
41	<b>Construction of buildings</b>	EGF/2009/011	Heijmans	NL
		EGF/2009/017	Construction	LT
		EGF/2010/019	Construction 41	IE
		EGF/2011/002	Trentino Alto Adige	IT
		EGF/2011/006	Comunidad Valenciana Construction	ES
		EGF/2011/009	Gelderland Construction 41	NL
		EGF/2011/017	Aragon	ES
		EGF/2014/002	Gelderland and Overijssel	NL
43	<b>Specialised construction activities</b>	EGF/2010/020	Construction	IE
		EGF/2020/001	Galicia shipbuilding ancillary sectors*	ES
46	<b>Wholesale trade, except of motor vehicles and motorcycles</b>	EGF/2010/012	Noord Holland ICT	NL
		EGF/2015/001	Broadcom	FI
		EGF/2021/007	Selecta	FR
45	<b>Wholesale and retail trade and repair of motor vehicles and motorcycles</b>	EGF/2020/002	Estonia tourism *	EE
47	<b>Retail trade, except of motor vehicles and motorcycles</b>	EGF/2010/010	Unilever	CZ
		EGF/2010/016	Aragón retail	ES
		EGF/2011/004	ALDI Hellas	EL
		EGF/2014/009	Sprider Stores	EL
		EGF/2014/013	Odyssefs Fokas	EL
		EGF/2015/011	Supermarket Larissa	EL
		EGF/2016/005	Drenthe Overijssel Retail	NL
		EGF/2017/003	Attica Retail	EL
		EGF/2017/005	Retail	FI
		EGF/2019/001	Carrefour Belgium	BE
49	<b>Land transport and transport via pipelines</b>	EGF/2011/001	Nieder- and Oberösterreich	AT
		EGF/2014/017	Mory-Ducros	FR
		EGF/2015/010	MoryGlobal	FR
		EGF/2020/002	Estonia tourism *	EE
50	<b>Water transport</b>	EGF/2020/002	Estonia tourism *	EE
51	<b>Air transport</b>	EGF/2013/014	Air France	FR
		EGF/2015/004	Alitalia	IT
		EGF/2017/009	Air France	FR
		EGF/2020/004	KLM	NL
		EGF/2020/007	Finnair	FI
		EGF/2020/002	Estonia tourism *	EE
		EGF/2021/002	Air Italy	IT
EGF/2022/001	Air France*	FR		
52	<b>Warehousing and support activities for transportation</b>	EGF/2020/005	Swissport*	BE
		EGF/2020/002	Estonia tourism *	EE
		EGF/2021/003	Porto Canale	IT
		EGF/2022/002	TNT Express Worldwide	BE
55	<b>Accommodation</b>	EGF/2020/002	Estonia tourism *	EE

<b>NACE Rev. 2 division</b>	<b>Sector</b>	<b>EGF Ref.</b>	<b>Case</b>	<b>MS</b>
56	<b>Food and beverage service activities</b>	EGF/2014/003	Aragon	ES
		EGF/2020/002	Estonian tourism*	EE
58	<b>Publishing activities</b>	EGF/2009/024	Noord Holland and Zuid Holland	NL
		EGF/2014/015	Attica Publishing Services	EL
		EGF/2018/003	Attica Publishing Activities	EL
60	<b>Programming and broadcasting activities</b>	EGF/2014/018	Attica Broadcasting	EL
62	<b>Computer programming, consultancy and related activities</b>	EGF/2011/016	Agile	IT
		EGF/2015/005	Computer programming	FI
		EGF/2016/001	Microsoft	FI
		EGF/2017/002	Microsoft	FI
64	<b>Financial service activities (except insurance and pension funding)</b>	EGF/2018/001	Financial Service Activities	NL
71	<b>Architectural and engineering activities; technical testing and analysis</b>	EGF/2010/021	Construction 71	IE
74	<b>Other professional, scientific and technical activities</b>	EGF/2020/002	Estonia tourism *	EE
77	<b>Rental and leasing activities</b>	EGF/2020/002	Estonia tourism *	EE
79	<b>Travel agency, tour operator reservation service and related activities</b>	EGF/2020/002	Estonia tourism *	EE
81	<b>Services to buildings and landscape activities</b>	EGF/2020/005	Swissport	BE
82	<b>Office administrative and other business support activities</b>	EGF/2012/001	TalkTalk	IE
		EGF/2017/004	Almaviva	IT
88	<b>Social work activities without accommodation</b>	EGF/2011/011	Soziale Dienstleistungen	AT
90	<b>Creative, arts and entertainment activities</b>	EGF/2020/002	Estonia tourism *	EE
91	<b>Libraries, archives, museums and other cultural activities</b>	EGF/2020/002	Estonia tourism *	EE
92	<b>Gambling and betting activities</b>	EGF/2020/002	Estonia tourism *	EE
93	<b>Sports activities and amusement and recreation activities</b>	EGF/2020/002	Estonia tourism *	EE

\* Application relating to redundancies in more than one sector; it is therefore listed multiple times in the table.

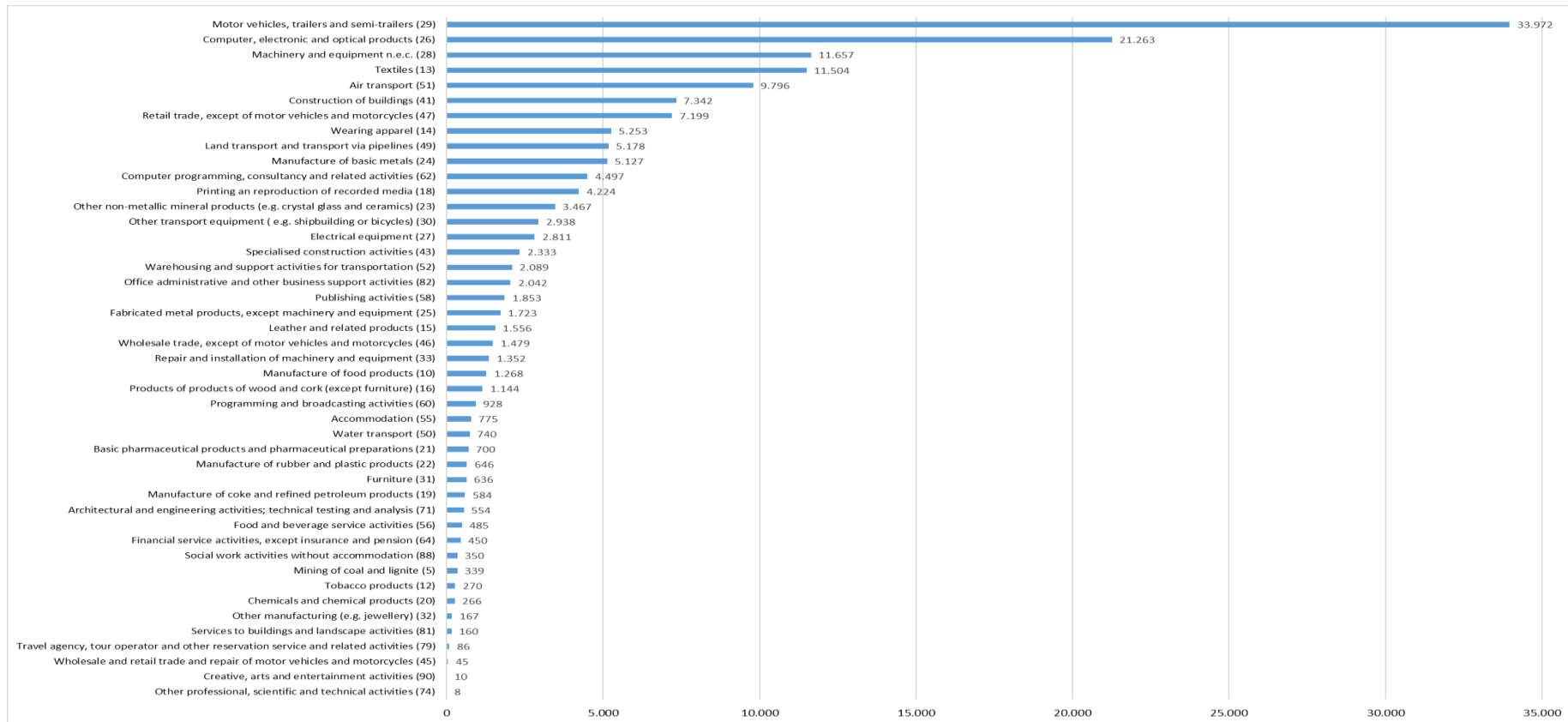
**Table 4: Number of applications\* by sector (NACE Rev.2) between 2007 and 2022**

<b>NACE Rev. 2 division</b>	<b>Sector</b>	<b>No. of cases</b>
29	Manufacture of motor vehicles, trailers and semi-trailers	26
26	Manufacture of computer, electronic and optical products	17
28	Manufacture of machinery and equipment	15
13	Manufacture of textiles	11
47	Retail trade, except of motor vehicles and motorcycles	10
18	Printing and reproduction of recorded media	9
24	Manufacture of basic metals	9
41	Construction of buildings	8
51	Air transport	8
14	Manufacture of wearing apparel	6
23	Manufacture of other non-metallic mineral products	6
30	Manufacture of other transport equipment	6
25	Manufacture of fabricated metal products, except machinery and equipment	5
33	Repair and installation of machinery and equipment	5
49	Land transport and transport via pipelines	4
62	Computer programming, consultancy and related activities	4
27	Manufacture of electrical equipment	4
52	Warehousing and support activities for transportation	4
58	Publishing activities	3
46	Wholesale trade, except of motor vehicles and motorcycles	3
10	Manufacture of food products	2
15	Manufacture of leather and related products	2
16	Manufacture of products of wood, cork, straw and plaiting materials	2
20	Manufacture of chemicals and chemical products	2
32	Other manufacturing (Jewellery)	2
43	Specialised construction activities	2
56	Food and beverage service activities	2
82	Office administrative and other business support activities	2
5	Mining of coal and lignite	1
12	Manufacture of tobacco products	1
19	Manufacture of coke and refined petroleum products	1
21	Manufacture of basic pharmaceutical products and pharmaceutical preparations	1
22	Manufacture of rubber and plastic products	1
31	Manufacture of furniture	1
45	Wholesale and retail trade and repair of motor vehicles and motorcycles	1
50	Water transport	1
55	Accommodation	1
60	Programming and broadcasting activities	1
64	Financial service activities (except insurance and pension funding)	1
71	Architectural and engineering activities; technical testing and analysis	1
74	Other professional, scientific and technical activities	1
77	Rental and leasing activities	1
79	Travel agency, tour operator reservation service and related activities	1
81	Services to buildings and landscape activities	1
88	Social work activities without accommodation	1
90	Creative, arts and entertainment activities	1
91	Libraries, archives, museums and other cultural activities	1
92	Gambling and betting activities	1
93	Sports activities and amusement and recreation activities	1

*\*Five applications relate to more than one activity sector and have therefore been counted multiples times.*

Between 2007 and 2022, the Commission received 177 EGF applications from a broad range of sectors (49). The highest number of applications was received for the manufacture of motor vehicles, trailers and semi-trailers sector (23), followed by the manufacture of computer, electronic and optical products sector (17) and the manufacture of machinery and equipment sector (15).

**Chart 5: Number of targeted beneficiaries per sector\* (NACE Rev. 2) between 2007 and 2022**



\* The number of targeted beneficiaries per sector in five multi-sector cases<sup>3</sup> was estimated based on the number of dismissed workers. Four sectors (77, 91, 92 and 93) are not included in the chart because the number of workers dismissed from these sectors was unknown at the application stage<sup>4</sup>.

<sup>3</sup> EGF/2016/003 EE/ Petroleum and chemicals, EGF/2020/001 ES/ Galicia shipbuilding ancillary sectors, EGF/2020/002 EE/ Estonia tourism, EGF/2020/005 BE/ Swissport.

<sup>4</sup> EGF/2020/002 EE/ Estonia tourism.

**Total number of targeted beneficiaries in 49 sectors: 168 479**

Between 2007 and 2022, the Commission received EGF applications submitted by 20 Member States for 168 479 workers and NEETs made redundant. The highest number of workers was targeted in the manufacture of motor vehicles, trailers and semi-trailers sector (33 972), followed by the manufacture of computer, electronic and optical products sector (21 263), and the manufacture of machinery and equipment sector (11 657).