



# Understanding the housing conditions experienced by children in the EU



Employment,  
Social Affairs  
and Inclusion

## Summary

The provision of quality and affordable housing is an important mechanism for tackling child poverty, promoting the social inclusion of children and minimising the risk of homelessness among children in the EU.<sup>1</sup> The purpose of this memo is to outline the housing conditions experienced by children across EU Member States (MS). The memo also offers examples of responses to the housing issues facing children from the EU and various MS.

While the EU and many MS have a number of legislative and policy levers in place to protect and promote the housing rights and conditions of children, the memo outlines how children living in the EU are at a particularly high risk of severe housing deprivation and overcrowding, although access to affordable housing is generally similar for children compared to the general population. The memo has also highlighted that some social groups are at a particularly high risk of suffering from poor housing conditions: children of migrants, single parent households, couples with three or more children, and households living in private or social rented accommodation.

## Why is quality housing important for children?

The provision of quality housing<sup>2</sup> and living environments is increasingly recognised by researchers, practitioners and policymakers as a crucial mechanism for tackling child poverty, promoting the social inclusion of children and minimising the risk of homelessness among children in the EU.<sup>3,4,5</sup> The right to quality housing as well as social and housing assistance is based on Article 34(3) of the EU Charter of Fundamental Rights.<sup>6</sup> Providing vulnerable people with access to quality social housing or housing assistance is also one of the key principles of the European Pillar of Social Rights (Principle

19).<sup>7</sup> Principle 19 highlights the need for providing adequate temporary or emergency accommodation (shelters) and services for the homeless, which should lead to particular attention being paid to the specific needs of children.

Available evidence shows a clear link between housing quality<sup>8</sup> and the physical, mental and emotional well-being of children and their overall development.<sup>9</sup> Low-quality housing is associated with a range of physical and mental health problems in children, including up to a 25 per cent higher risk of severe ill-health and disability during childhood and early adulthood, an increased risk of meningitis, asthma and slow growth (which is itself associated with coronary heart disease), anxiety and depression, and behavioural problems.<sup>10</sup> Many of these issues persist into adulthood, and, as such, have a long-term impact on the life chances of children. Table 1 summarises the potential effects of housing quality issues on children's health.

Children are also a high-risk group for overcrowding<sup>11</sup> and homelessness in many MS, both of which have markedly damaging impacts on their well-being and development.<sup>12</sup> Recent research discusses the specific vulnerabilities of children in temporary and emergency accommodation. For example, a study published by the Office of Flemish Child's Rights Commissioner in 2018 highlighted key consequences of homelessness in children, including physical and mental health problems.<sup>13</sup>

Temporary accommodation for families with children finding themselves without a house is largely unsuited for children across the EU. These include, for instance, an absence of the cooking facilities required for a healthy diet and regular meals, a lack of recreational areas, problems doing homework, concentrating, and inviting friends over – all constraints that cause stress, insecurity, shame, developmental and social problems.<sup>14</sup>



**TABLE 1 HEALTH AND SAFETY RISKS ASSOCIATED WITH INADEQUATE HOUSING**

Housing issue		Associated health risk(s)
	Dampness and mould growth	<b>Respiratory conditions</b> , e.g. asthma and bronchitis
	Inadequate ventilation reducing indoor air quality and allowing a build-up of pollutants	
	Energy inefficiency resulting in low indoor temperatures (cold homes)	<b>Higher risk of illnesses</b> , e.g. colds, flus, hypothermia, pneumonia; <b>respiratory conditions</b> , e.g. asthma and bronchitis; <b>development of mental health issues</b>
	Poor sound attenuation allowing noise to penetrate	<b>Interrupted child development;</b> <b>lack of sleep;</b> <b>development of mental health issues</b>
	Poor design making it difficult to maintain a clean and healthy indoor environment	<b>Increased risk of exposure to contaminants and pests, which can cause a range of respiratory issues</b> , e.g. asthma
	Features that increase the likelihood of accidents such as falls	<b>Increased risk of injury</b> (e.g. bruises, cuts, burns, broken bones); <b>death</b>
	Poor design and layout of kitchens increasing the possibility of accidents with hot liquids	
	Faulty equipment with an increased likelihood of a fire starting and spreading	

Source: adapted from: Eurofound (2016), *Inadequate housing in Europe: Costs and consequences*, Publications Office of the European Union, Luxembourg. Information in this table has also been adapted from: Harker (2006), 'Chance of a lifetime: The impact of bad housing on children's lives, a report prepared for Shelter.

## Housing conditions for households with children in the EU







### Households with children are generally at a higher risk of severe housing deprivation than the general population

The incidence of severe housing deprivation (i.e. living in a dwelling which is considered overcrowded and exhibits one or more of the Eurostat-defined housing deprivation measures)<sup>15,16</sup> is higher among households with children than the general population in all but one MS (Cyprus) (see Figure 1).<sup>17</sup> In five MS (Bulgaria, Hungary, Latvia, Lithuania, Romania), the proportion of households with children suffering from severe housing deprivation is over five percentage points higher than for the general population.

For informational purposes, Figure 2 maps severe housing deprivation for households with children by EU MS, highlighting the geographical unevenness of the housing conditions of children across MS.

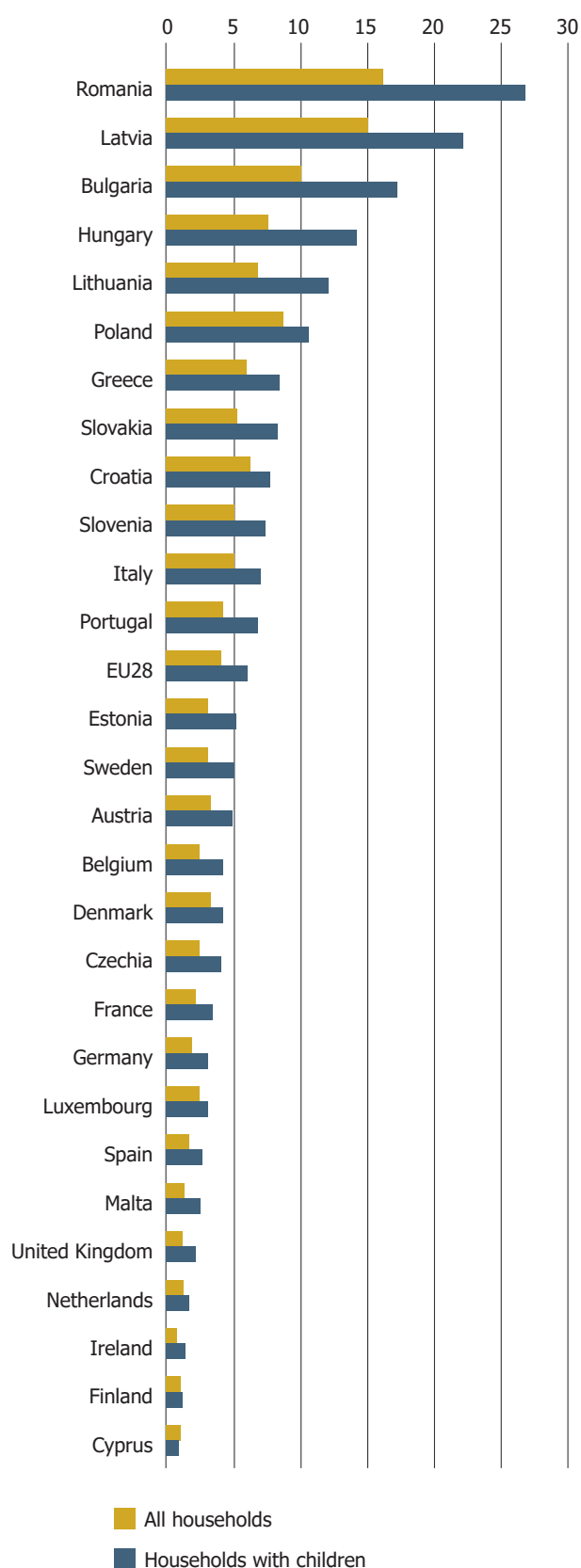
Similarly, on average across the EU the incidence of severe housing deprivation is higher among households with children than households without dependent children, as shown in Table 2. Within this, the incidence of severe housing deprivation is highest among single parents with dependent children (6.5%), and couples with three or more children (8.4%).

**TABLE 2 SEVERE HOUSING DEPRIVATION RATE AMONG HOUSEHOLDS WITH CHILDREN AND OTHER HOUSEHOLDS IN THE EU**

Household composition	Severe housing deprivation rate (%)
Single person with no dependent children 	2.2
Single person with dependent children 	6.5
Two adults with no dependent children 	1.0
Two adults with one dependent child 	3.3
Two adults with two dependent children 	3.0
Two adults with three or more dependent children 	8.4

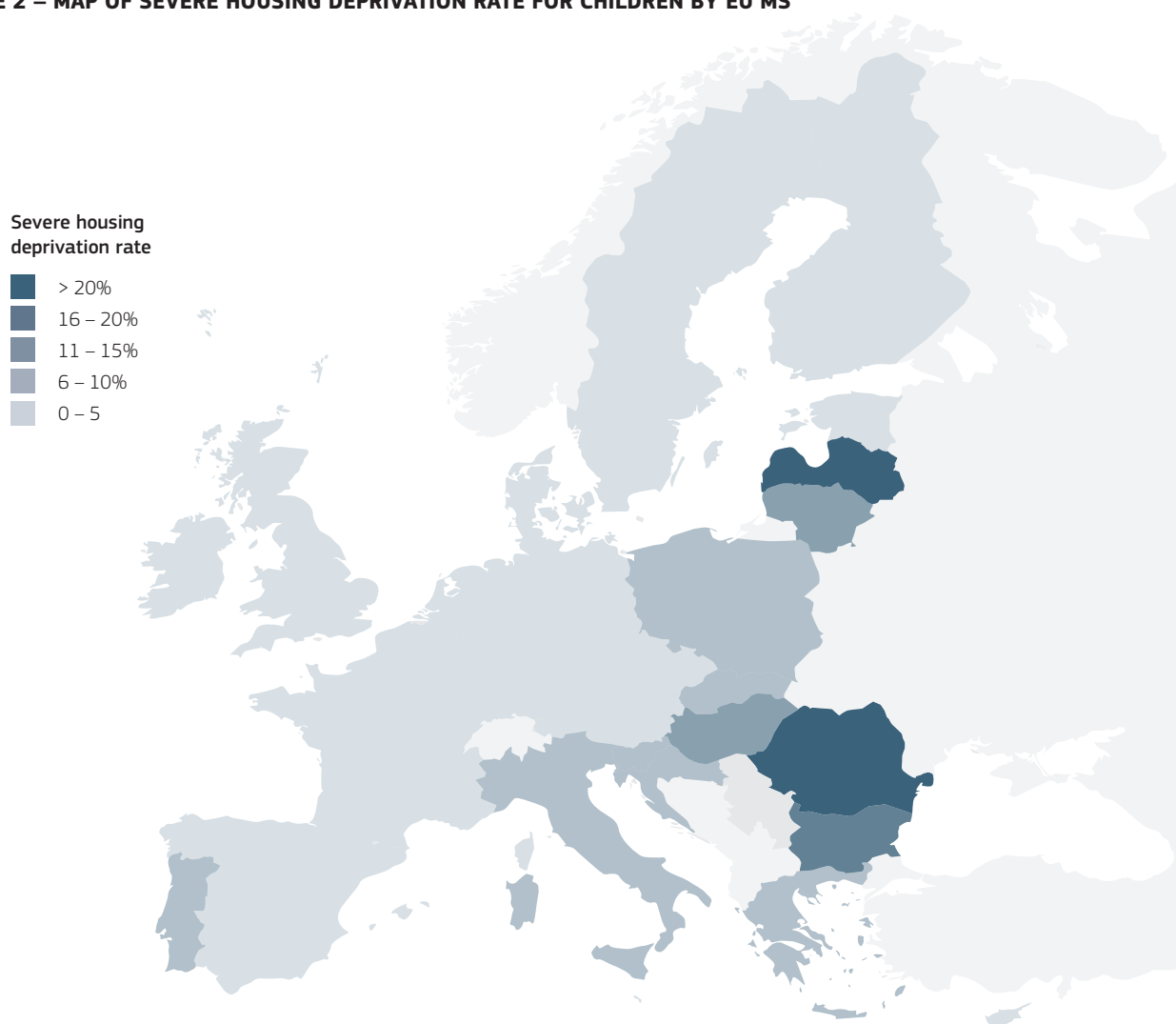
Source: Eurostat EU-SILC data [ilc\_mdho06b]

**FIGURE 1 SEVERE HOUSING DEPRIVATION RATE (%) FOR HOUSEHOLDS WITH CHILDREN AND THE GENERAL POPULATION IN ALL EU MS**



Source: Eurostat EU-SILC data [ilc\_mdho06a].<sup>18</sup>

**FIGURE 2 – MAP OF SEVERE HOUSING DEPRIVATION RATE FOR CHILDREN BY EU MS**



Source: Eurostat EU-SILC data [ilc\_mdho06a]

Among couples, the incidence of severe housing deprivation is consistently lower for couples with no dependent children compared to couples with one child (2.3 percentage points lower), couples with two children (2.0 percentage points lower), and couples with three or more dependent children (7.4 percentage points lower).

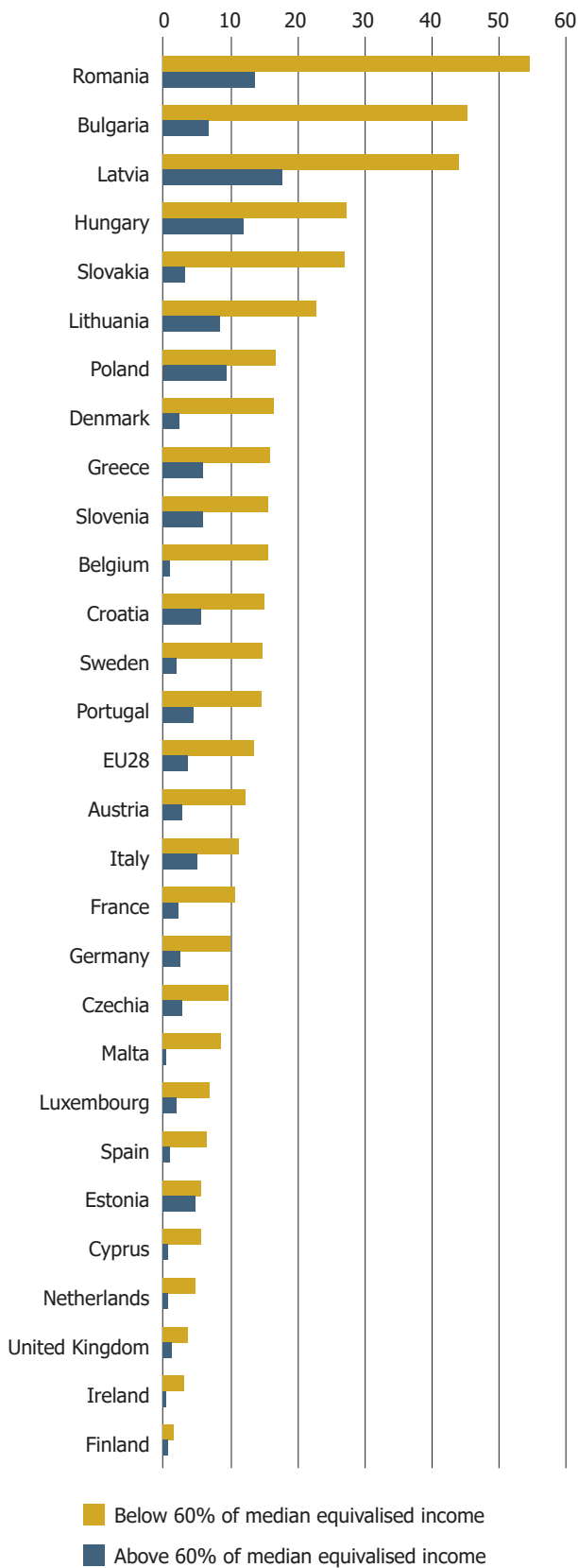
There is also an association between household poverty status and severe housing deprivation (Figure 3). The incidence of severe housing deprivation is 9.7 percentage points higher for financially worse-off households with children than for other households with children at the EU level. This difference is even greater in some MS such as Belgium, Hungary, Latvia, Poland and Romania, as shown in Figure 3.

The risk of households with children suffering from severe housing deprivation differs across the three main housing tenures. Across all MS, the severe housing deprivation rate is higher among households living in privately rented or socially

rented accommodation compared to households who own their own home. The situation is more complex within the renting households category, with private renters experiencing higher rates of severe housing deprivation in some MS, such as Austria, Czechia, Italy, Lithuania, Slovenia, whereas social renters experience higher rates in some other MS, such as Latvia, Romania, Slovakia, Portugal and France. Clearly, households with children living in rented accommodation are more likely to suffer from severe housing deprivation than children living in properties that their household owns.

Children of migrants (EU and non-EU) are at a higher risk of suffering from severe housing deprivation compared to children from other households in MS. For example, as shown in Figure 4, the overcrowding rate<sup>19</sup> is more prevalent among migrant households, and at least 10 percentage points higher for migrant households compared to other households in two third of MS, with the highest differences of over 25 percentage points reported in Austria, Greece, Italy, Slovenia and Sweden.

**FIGURE 3 SEVERE HOUSING DEPRIVATION RATE (%) FOR FINANCIALLY WORSE-OFF HOUSEHOLDS WITH CHILDREN AND OTHER HOUSEHOLDS WITH CHILDREN IN ALL EU MS**



**The risk of overcrowding is generally higher for households with children than the general population**

At the EU level, the overcrowding rate is higher for households with children (21.9%) compared to the general population (15.5%). Furthermore, in every MS households with children are at a higher risk of overcrowding than the general population. However, this varies considerably across MS. In just over one-third of MS, the overcrowding rate is substantially higher than the general population, particularly in Bulgaria (20.2 percentage points higher), Romania (20.1 percentage points higher), Latvia (17.1 percentage points higher), Hungary (15.5 percentage points higher) and Italy (14.1 percentage points higher). In some MS, there is little difference in the risk of overcrowding among households with children compared to the general population, particularly in Denmark (0.7 percentage points higher for households with children), Cyprus (0.8 percentage points higher), the Netherlands (0.8 percentage points higher) and Finland (1.0 percentage points higher).

**The provision of affordable housing for households with children is similar compared to the general population**

At the EU level, the incidence of housing cost overburden (or housing unaffordability)<sup>21</sup> is similar for households with children and all households (9.0% vs. 9.9% respectively). In about two-thirds of EU MS the housing cost overburden rate is actually lower for households with children than for all households, particularly in Denmark (10.1 percentage points lower), the Netherlands (5.1 percentage points lower) and Germany (4.8 percentage points lower). However, there are also MS where the housing cost overburden rate is higher among households with children compared to all households, most notably in Greece (8.8 percentage points higher), as well as Spain (2.0 percentage points higher) and the UK (1.7 percentage points higher).

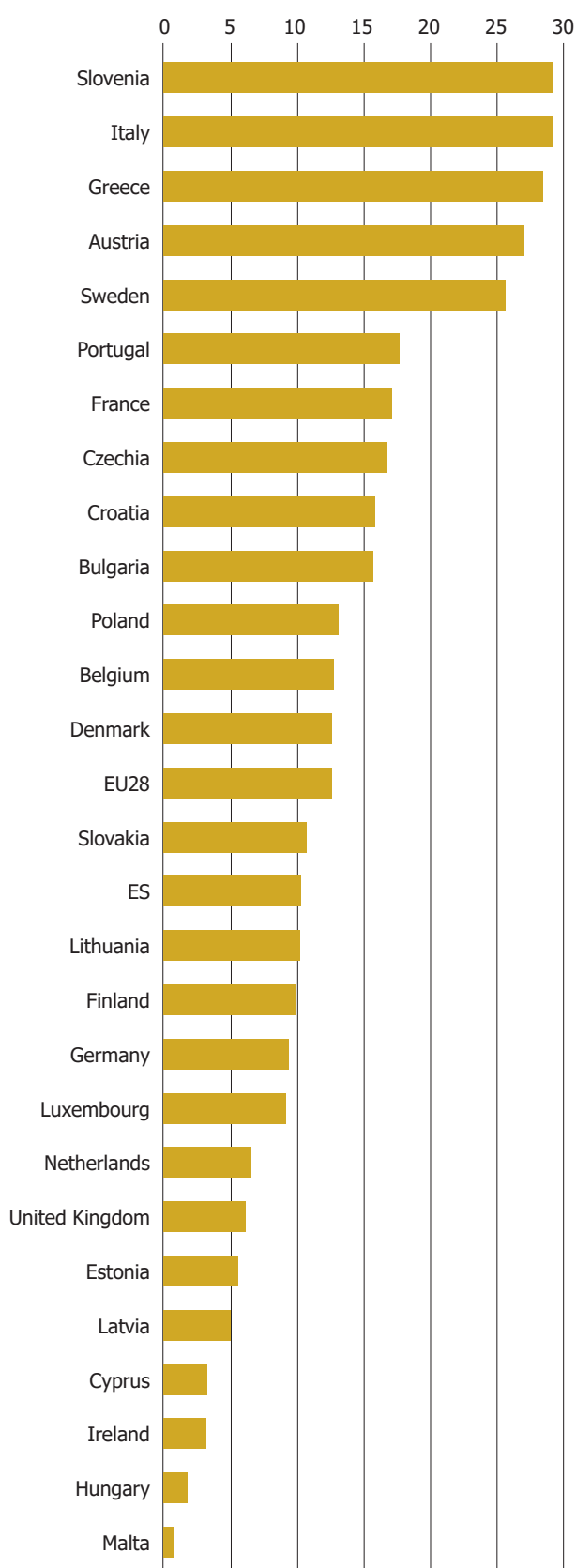
**There is a mixed picture on the provision of quality and affordable housing for households with children across MS**

Overall, households with children living in EU MS experience uneven housing conditions. Table 3 presents the indicators of the housing conditions in the form of a heat map. This table compares the housing conditions for households with children in each MS on two main criteria: housing quality and housing affordability. Each variable provides information that is specific to households with children, and compares MS by ranking them into quartiles (scoring is explained in the notes for Table 3).

MS can be broadly grouped into four categories based on their performance across the indicators listed in Table 3. First, only a few MS including Finland and the Netherlands score well across most or all of the indicators. This suggests that the provision of quality and affordable housing across the board for children remains a challenge for the majority of MS.

Source: Eurostat EU-SILC data [ilc\_msho06a]<sup>20</sup>

**FIGURE 4 DIFFERENCE IN OVERCROWDING RATE (%) AMONG MIGRANT HOUSEHOLDS AND OTHER HOUSEHOLDS IN ALL EU MS**



Source: Eurostat EU-SILC data [ilc\_lvho15].<sup>22</sup>

Second, MS including Cyprus, Czechia, Germany, Malta, Slovenia, Spain and Sweden score well on most of the indicators, but households with children in these countries still experience challenges with one or two aspects related to housing. For example, Germany and Spain score poorly on housing affordability, while Malta and Sweden score poorly on the dwelling darkness. This indicates that many MS mostly provide quality/affordable housing for households with children, but score less well in one or two specific areas of housing provision.

Third, some MS score variably across the indicators listed in Table 3. For example, Italy and Lithuania simultaneously rank in the top quartile for some indicators and the bottom quartile for others, with a relatively even split in the ‘middling’ quartiles as well. In this grouping, it would appear that the provision of quality and affordable housing for children is truly mixed, and work is needed to improve this provision in the identified areas of weakness.

Fourth, there are a number of MS that score poorly across most of the housing indicators presented in Table 3, including Bulgaria, Hungary, Latvia, Slovakia and the UK. In such MS, it would appear that the provision of quality and affordable housing for children is generally poor, and considerable work is needed to improve the housing conditions of children in these countries.







### EU-level action on child housing deprivation

There are several actions undertaken at EU level to improve housing conditions for children. This includes the role of housing in the Charter of Fundamental Rights,<sup>23</sup> the 2013 Recommendations on Investing in Children,<sup>24</sup> and the Pillar of Social Rights.<sup>25</sup> In addition, housing is one of the five areas covered by the Child Guarantee proposed in 2015 by European Parliament. Some further action might be also taken under the proposed Child Guarantee. The use of EU funding mechanisms can also help in addressing disadvantages resulting from housing deprivation. These are discussed in turn below.

### Charter of Fundamental Rights of the European Union<sup>26</sup>

The EU Charter of Fundamental Rights establishes in a single document all the personal, civic, political, economic and social rights that should be enjoyed by people in the EU.<sup>27</sup> Housing is covered indirectly by several Articles of the EU Charter of Fundamental Rights, e.g. Article 7 on Respect for private and family life, and Article 24 on the Rights of the Child. However, housing is only covered directly by **Article 34(3) on Social security and social assistance**, which refers to “the right to social and housing assistance so as to ensure a decent existence for all those who lack sufficient resources”.

**TABLE 3 HEAT MAP OF HOUSING QUALITY INDICATORS ACROSS EU MEMBER STATES**

EU MS	 Overcrowding	 Leaking roof, damp walls, floors or foundation, or rot in window frames or floor	 Neither a bath, nor a shower in their dwelling	 No indoor flushing toilet for the sole use of their household	 Households considering their dwelling as too dark	 Housing affordability
AT	3	2	2	2	2	3
BE	2	4	2	3	4	3
BG	4	2	4	4	4	4
CY	1	4	1	1	1	1
CZ	3	1	2	2	1	3
DE	2	3	1	1	2	4
DK	2	3	3	1	3	2
EE	3	2	4	4	1	1
EL	3	2	3	2	3	4
ES	1	3	2	2	2	4
FI	1	1	1	1	2	1
FR	2	3	3	2	3	1
HR	4	1	3	3	1	1
HU	3	4	4	4	4	4
IE	1	2	1	1	3	2
IT	4	2	3	2	1	3
LT	3	3	4	4	3	2
LU	2	4	1	1	4	3
LV	4	4	4	4	3	2
MT	1	1	1	2	4	1
NL	1	3	1	1	1	2
PL	4	2	3	3	2	1
PT	2	4	2	3	4	3
RO	4	1	4	4	2	4
SE	3	1	1	1	3	2
SI	2	4	1	1	2	1
SK	4	1	4	4	1	3
UK	1	3	3	3	4	4

Source: Eurostat EU-SILC survey data [ilc\_lvho05a], [ilc\_mdho01], [ilc\_mdho02c], [ilc\_mdho03c], [ilc\_mdho04c], [ilc\_lvho25]<sup>28,29</sup>





### **2013 Recommendations on Investing in Children<sup>30</sup>**

The 2013 Recommendations on Investing in Children sets a number of policy priorities to address challenges related to child poverty and social exclusion. One of the major recommendations emerging from this document is the provision of a safe and adequate housing and living environment for children. Within this focus on housing, the document highlights the importance of:

- Making it possible for families with children to live in affordable, quality housing (including social housing), and addressing situations of exposure to environmental hazards, overcrowding and energy poverty;
- Supporting families and children at risk of homelessness;
- Paying attention to children's best interests in local planning; avoid 'ghettoisation' and segregation by promoting a social mix in housing;
- Reducing children's harmful exposure to a deteriorating living and social environment to prevent them from falling victim to violence and abuse.

### **The Child Guarantee**

In order to encourage and support MS in implementing the 2013 Recommendation on Investing in Children, the European Parliament called for a European Child Guarantee in 2015. The Child Guarantee would help ensure that every child at risk of poverty or social exclusion in the EU has access to decent housing among other services and facilities.<sup>31</sup> The feasibility of the Child Guarantee action is currently being assessed.<sup>32</sup> The results of the analysis on the opportunity and conditions for the implementation of a Child Guarantee are scheduled to be available in 2020. The

Child Guarantee is part of the priorities of the 2019-2024 European Commission.<sup>33</sup>

### **2017 European Pillar of Social Rights<sup>34</sup>**

The European Pillar of Social Rights sets out twenty key principles and rights to support fair and well-functioning labour markets and welfare systems.<sup>35</sup> Principle 19 is particularly relevant to the EU's activities in tackling housing deprivation among children. While the EU Charter of Fundamental Rights provides the right to housing assistance and to a decent existence for all those who lack sufficient resources, Principle 19(a) of the EU Pillar of Social Rights goes further by referring to the provision of housing support in-kind, namely social housing. Principle 19 also covers protection against forced evictions (Principle 19b) and provision of shelter and services to the homeless (Principle 19c).

Recent assessment on behalf of the European Commission on the delivery of Principle 19 concluded that while progress is being made in tackling homelessness and housing exclusion, it remains a significant challenge within Europe.<sup>36</sup> Suggestions for further action in this area based on the research included:

- Strengthening the evidence base on homelessness among children;
- Prioritising the housing needs of women and children escaping violence;
- Using children's perspectives to assess and validate the experience of support services;
- Prioritising child homelessness and housing exclusion within wider EU efforts to tackle child poverty and social exclusion.

## EU funding mechanisms for improving the housing conditions of children

While not intended to be an exhaustive list, there are five streams of funding available at the EU level that may be used to improve the housing conditions of children were identified in the research underpinning this policy paper. These funds are often made available to organisations to devise and implement agreed programmes for tackling poverty and social exclusion within MS.<sup>37</sup> EU funds used to improve housing conditions are detailed in Box 1.



### BOX 1: EXAMPLES OF EU FUNDING STREAMS FOR TACKLING HOUSING DEPRIVATION AMONG CHILDREN

**The European Regional Development Fund (ERDF)** is a pot of €185 billion allocated between 2014 and 2020. A priority in the allocation of this funding is the promotion of social inclusion and combating poverty and discrimination, particularly by investing in social infrastructure, including housing.<sup>38</sup> For example, the ERDF has been used to renew the social housing provision and the provision of homes for children in the city of Tallinn, Estonia.<sup>39</sup>

**The European Social Fund (ESF)** provides €10 billion of funding per year to overcome market failures by mobilising public and private investment.<sup>40</sup> The ESF was used to fund a pilot social housing scheme to improve social inclusion in Ostrava, Czechia. The funding resulted in the renovation of 105 apartments for families who would otherwise live in sub-standard housing, and developed processes to improve access to housing – particularly for social renters.<sup>41</sup> The ESF has also been used in Brno, Czechia to implement the ‘Housing First’ project to tackle homelessness.<sup>42</sup>

**The Fund for European Aid to the Most Deprived (FEAD)** supports MS in providing food or material assistance to the most deprived. This pot of funding amounts to €3.8 billion allocated between 2014 and 2020. One of the main priorities for use of the funding is to alleviate extreme poverty and social exclusion impact.<sup>43</sup> For example, FEAD provided financial support to the Mid West Simon project in Ireland: a programme which support mainly families with children who are experiencing housing issues to transition from emergency accommodation into secure housing situations.<sup>44</sup>

**The EU Programme for Employment and Social Innovation (EaSI)** amounts to €919 million, and aims to guarantee adequate and decent social protection, while also combating social exclusion and poverty.<sup>45</sup> EaSI was used by EURO CITIES to fund a study visit to Toulouse to learn from the city’s programme for Roma inclusion and support in accessing adequate housing. Toulouse have adopted an integrated plan to eliminate slums and relocate Roma populations into adequate housing.<sup>46</sup>

**The Investment Plan for Europe**<sup>47</sup> has triggered over €439 billion in additional investment across the EU, and has led to the construction of 531,000 affordable homes.<sup>48</sup> In Spain, €40 million funding has been used to begin the construction 524 sustainable social housing flats for rent, which will be completed in 2021 (the Navarre Social Housing Project).<sup>49</sup> Similarly, in Poznań, Poland, €34 million has been invested in the construction of 1,300 flats aimed at households on moderate incomes – also set for completion in 2021.<sup>50</sup> The Investment Plan will be succeeded in 2021 by the InvestEU Programme, which aims to mobilise at least €635 billion in additional investment, innovation and job creation in Europe.

## MS action on improving housing conditions for children

MS are adopting various policy levers to improve housing conditions for children. Box 2 outlines four main strategies that have been adopted, providing examples from across MS.

### BOX 2 STRATEGIES ADOPTED BY MS TO TACKLE HOUSING DEPRIVATION FOR CHILDREN

#### 1) Improving the provision of affordable housing

MS adopting this approach include:



##### EXAMPLE: POLAND

The Polish government has introduced *Mieszkanie Plus* (Flat Plus), which aims to increase investment in affordable housing across the private and public housing sectors. Families with children are given preferential access to housing under this scheme.<sup>51</sup> For low-income families, rent supplements of up to PLN 500 (approx. € 120) per month are available. So far the scheme has produced 867 dwellings containing 1,500 tenants, with 864 under construction. Over PLN 600 million (approx. €138 million) is planned to be invested between 2018 and 2020 through the scheme, with a further PLN 1 billion (approx. €230 million) between 2021 and 2025.<sup>52</sup>

#### 2) Improving the provision of housing-related welfare and social security for households with children (e.g. housing allowances/assistance)

MS adopting this approach include:



##### EXAMPLE: SWEDEN

The Swedish government has invested SEK 4.9 billion (approx. €460 million) in a housing allowance for families with children and for young people (aged 18 to 28) without children, called *bostadsbidrag*.<sup>53</sup> The scheme is means tested, and the allowance received increases as the number of children in the household rises. Single parents are entitled to the highest amount through the scheme, and as of December 2017, 175,000 households in Sweden were receiving a housing allowance through *bostadsbidrag*.<sup>54</sup>

#### 3) Providing schemes for households with children to buy their own homes

MS adopting this approach include:



##### EXAMPLE: HUNGARY

The Hungarian Ministry of National Economy introduced the *Családi Otthonteremtési Kedvezmény – CSOK* (Family Housing Allowance) in 2015 to provide government subsidies to young families with children for the construction or purchasing of dwellings.<sup>55</sup> In 2016, the government allocated EUR 129 million (HUF 40 billion) of the yearly state budget to this scheme. Couples are eligible for the allowance if they have children or commit to have children in the next ten years. The allocation of subsidies is dependent on the number of children in the family (or committed to by the couple). For example, families with one child are eligible for €1,935 (HUF 600,000) to purchase a new dwelling, while this rises to €8,380 (HUF 2,600,000) for families with two children and €32,235 (HUF 10,000,000) for families with three or more children. This programme is set to run until 2020.

#### 4) Tackling homelessness

MS adopting this approach include:



##### EXAMPLE: FINLAND

Finland introduced The National Programme to Reduce Long-Term Homelessness in 2008, which aimed to build on the “Housing First”<sup>56</sup> approach by offering homeless people permanent rental homes and needs based support, instead of temporary housing in hostels or in overnight shelters. While not aimed specifically at households with children, homelessness had been reduced by 35% by the end of the programme in 2015. Furthermore, the Finnish Government’s Action Plan for Preventing Homelessness in Finland (2016–2019) identified children in care and children in low-income households as target groups for future work on homelessness.<sup>57</sup>

*Note: Information for this text box has been sourced from a wide range of national and EU-level sources. For more information, please see the endnotes.*

## Endnotes

- 1 Frazer, H. & Marlier, E. (2014) 'Investing in children: Breaking the cycle of disadvantage, a Synthesis Report for the European Commission.
- 2 Eurostat, Statistics Explained, 'Glossary:Dwelling', 2014. Available at: <https://ec.europa.eu/eurostat/statistics-explained/index.php/Glossary:Dwelling>
- 3 Frazer, H. & Marlier, E. (2014) 'Investing in children: Breaking the cycle of disadvantage, a Synthesis Report for the European Commission.
- 4 Brozaitis, H. & Makareviciene, A. (2018) 'Fighting Child Poverty: the Role of EU Funding', a study prepared for the European Parliament EMPL committee.
- 5 The European Social Network (2012) 'Child Poverty and Wellbeing in Europe', an ESN Position Paper on the EU Recommendation March 2012.
- 6 Charter of Fundamental Rights of the European Union 2000. Available at: [https://www.europarl.europa.eu/charter/pdf/text\\_en.pdf](https://www.europarl.europa.eu/charter/pdf/text_en.pdf)
- 7 The European Pillar of Social Rights in 20 principles. Available at: [https://ec.europa.eu/commission/priorities/deeper-and-fairer-economic-and-monetary-union/european-pillar-social-rights/european-pillar-social-rights-20-principles\\_en](https://ec.europa.eu/commission/priorities/deeper-and-fairer-economic-and-monetary-union/european-pillar-social-rights/european-pillar-social-rights-20-principles_en)
- 8 Living conditions in Europe - housing quality. Available at: <https://ec.europa.eu/eurostat/statistics-explained/pdfscache/67027.pdf>
- 9 Eurofound (2016), Inadequate housing in Europe: Costs and consequences, Publications Office of the European Union, Luxembourg.
- 10 Harker, L. (2006) 'Chance of a lifetime: The impact of bad housing on children's lives, a report prepared for Shelter.
- 11 Eurostat, Statistics Explained, 'Glossary:Overcrowding rate', 2014. Available at: [https://ec.europa.eu/eurostat/statistics-explained/index.php/Glossary:Overcrowding\\_rate](https://ec.europa.eu/eurostat/statistics-explained/index.php/Glossary:Overcrowding_rate)
- 12 Baptista, I. and Marlier, E. (2019), "Fighting homelessness and housing exclusion in Europe: A study of national policies", European Social Policy Network (ESPN), Brussels: European Commission.
- 13 Homelessness from a child's perspective, Office of Flemish Child's Rights Commissioner, 2018
- 14 Fourth overview of homelessness in Europe, FEANTSA, 2019 [https://www.feantsa.org/download/oheeu\\_2019\\_eng\\_web5120646087993915253.pdf](https://www.feantsa.org/download/oheeu_2019_eng_web5120646087993915253.pdf)
- 15 Eurostat, Statistics Explained, 'Glossary: [https://ec.europa.eu/eurostat/statistics-explained/index.php/Glossary:Severe housing deprivation rate](https://ec.europa.eu/eurostat/statistics-explained/index.php/Glossary:Severe_housing_deprivation_rate)
- 16 EU statistics on income and living conditions (EU-SILC) methodology - housing deprivation. Available at: [https://ec.europa.eu/eurostat/statistics-explained/index.php/EU\\_statistics\\_on\\_income\\_and\\_living\\_conditions\\_\(EU-SILC\)\\_methodology\\_-\\_housing\\_deprivation](https://ec.europa.eu/eurostat/statistics-explained/index.php/EU_statistics_on_income_and_living_conditions_(EU-SILC)_methodology_-_housing_deprivation)
- 17 Even in Cyprus, the incidence of severe housing deprivation is almost the same (0.1 percentage points lower) in households with children as for the general population (with or without children).
- 18 Note: where the latest data (2018) is not available, data for the previous year (2017) has been imputed. Imputation has been carried out for: CY, DE, EU28, FR, IE, LU, SK, UK.
- 19 Eurostat, Statistics Explained, 'Glossary:Overcrowding rate', 2014. Available at: [https://ec.europa.eu/eurostat/statistics-explained/index.php/Glossary:Overcrowding\\_rate](https://ec.europa.eu/eurostat/statistics-explained/index.php/Glossary:Overcrowding_rate)
- 20 Note: The at-risk-of-poverty rate is the share of people with an equivalised disposable income (after social transfer) below the at-risk-of-poverty threshold, which is set at 60 % of the national median equivalised disposable income after social transfers. Where the latest data (2018) is not available, data for the previous year (2017) has been imputed. Imputation has been carried out for: IE, SK, UK.
- 21 Eurostat, Statistics Explained, 'Glossary:Housing cost overburden rate', 2014. Available at: [https://ec.europa.eu/eurostat/statistics-explained/index.php/Glossary:Housing\\_cost\\_overburden\\_rate](https://ec.europa.eu/eurostat/statistics-explained/index.php/Glossary:Housing_cost_overburden_rate)
- 22 Note: where the latest data (2018) is not available, data for the previous year (2017) has been imputed. Imputation has been carried out for: IE, SK, UK. Data for all migrant households to serve as a proxy for migrant families with children, as data for migrant households with children was not available. RO is excluded from this figure due to lack of data.
- 23 Charter of Fundamental Rights of the European Union 2000. Available at: [https://www.europarl.europa.eu/charter/pdf/text\\_en.pdf](https://www.europarl.europa.eu/charter/pdf/text_en.pdf)
- 24 Commission Recommendation of 20 February 2013. Investing in children: breaking the cycle of disadvantage. Available at: <https://eur-lex.europa.eu/legal-content/EN/TXT/PDF/?uri=CELEX:32013H0112&from=EN>
- 25 European Pillar of Social Rights. Available at: [https://ec.europa.eu/commission/sites/beta-political/files/social-summit-european-pillar-social-rights-booklet\\_en.pdf](https://ec.europa.eu/commission/sites/beta-political/files/social-summit-european-pillar-social-rights-booklet_en.pdf)
- 26 Charter of Fundamental Rights of the European Union. Available at: <https://eur-lex.europa.eu/legal-content/EN/TXT/?uri=CELEX:12012P/TXT>
- 27 Charter of Fundamental Rights of the European Union 2012. Available at: <https://eur-lex.europa.eu/legal-content/EN/TXT/?uri=CELEX:12012P/TXT>

- 28 Note: Where the latest data (2018) is not available, data for the previous year (2017) has been imputed. Imputation has been carried out for: CY, DE, FR, IE, LU, LV, SK, UK.
- 29 Note: The heat map has been created by placing each MS into one of four quartiles (1/green is an indicator of high-quality housing, 4/red is an indicator of low-quality housing) for each of the variables. MS that appear as red have scored poorly for that dimension of housing quality *relative* to the other MS, whereas MS that appear as green have scored well when compared to the other MS.
- 30 Frazer, H. & Marlier, E. (2014) 'Investing in children: Breaking the cycle of disadvantage, a Synthesis Report for the European Commission.
- 31 Child guarantee for vulnerable children. Available at: <https://ec.europa.eu/social/main.jsp?catId=1428&langId=en>
- 32 Child guarantee feasibility study. Available at: <https://ec.europa.eu/social/main.jsp?langId=en&catId=750&furtherNews=yes&newsId=9359>
- 33 Political guidelines for the next European Commission 2019-2024. Available at: [https://ec.europa.eu/commission/sites/beta-political/files/political-guidelines-next-commission\\_en.pdf](https://ec.europa.eu/commission/sites/beta-political/files/political-guidelines-next-commission_en.pdf)
- 34 The European Pillar of Social Rights in 20 principles. Available at: [https://ec.europa.eu/commission/priorities/deeper-and-fairer-economic-and-monetary-union/european-pillar-social-rights/european-pillar-social-rights-20-principles\\_en](https://ec.europa.eu/commission/priorities/deeper-and-fairer-economic-and-monetary-union/european-pillar-social-rights/european-pillar-social-rights-20-principles_en)
- 35 Delivering on the European Pillar of Social Rights. Available at: <https://ec.europa.eu/social/main.jsp?catId=1226&langId=en>
- 36 Baptista, I. and Marlier, E. (2019), "Fighting homelessness and housing exclusion in Europe: A study of national policies", European Social Policy Network (ESPN), Brussels: European Commission.
- 37 Stewart, K. & Janta, B. (2018) 'Tackling child poverty and social exclusion in the EU', a policy memo produced for the European Platform for Investing in Children (EPIC).
- 38 European Regional Development Fund. Available at: [https://assets.publishing.service.gov.uk/government/uploads/system/uploads/attachment\\_data/file/825676/190121-European\\_Regional\\_Development\\_Fund\\_OP\\_edited-P.pdf](https://assets.publishing.service.gov.uk/government/uploads/system/uploads/attachment_data/file/825676/190121-European_Regional_Development_Fund_OP_edited-P.pdf)
- 39 Housing investments supported by the European Regional Development Fund 2007-2013. Available at: [https://ec.europa.eu/regional\\_policy/sources/docgener/studies/pdf/housing/2013\\_housing\\_study.pdf](https://ec.europa.eu/regional_policy/sources/docgener/studies/pdf/housing/2013_housing_study.pdf)
- 40 An overview of housing exclusion in Europe. Available at: [https://www.housingrightswatch.org/sites/default/files/chapter\\_3\\_-\\_european\\_union\\_legislation\\_relating\\_to\\_housing.pdf](https://www.housingrightswatch.org/sites/default/files/chapter_3_-_european_union_legislation_relating_to_housing.pdf)
- 41 Social housing project in Czech Republic a winner at the 2018 RegioStar Awards. Available at: <https://ec.europa.eu/esf/main.jsp?catId=67&langId=en&newsId=9217>
- 42 Thinking out of the box in Czech Republic. Available at: <https://ec.europa.eu/esf/main.jsp?catId=67&langId=en&newsId=2484>
- 43 An overview of housing exclusion in Europe. Available at: [https://www.housingrightswatch.org/sites/default/files/chapter\\_3\\_-\\_european\\_union\\_legislation\\_relating\\_to\\_housing.pdf](https://www.housingrightswatch.org/sites/default/files/chapter_3_-_european_union_legislation_relating_to_housing.pdf)
- 44 Mid West Simon FEAD Report. Available at: <http://www.midwestsimon.ie/wp-content/uploads/2018/03/FEAD.pdf>
- 45 EU Programme for Employment and Social Innovation (EaSI). Available at: <https://ec.europa.eu/social/main.jsp?catId=1081>
- 46 WG Roma inclusion policy transfer on Roma access to adequate housing - 9-10 April, Toulouse. Available at: <http://www.eurocities.eu/eurocities/allcontent/WG-Roma-inclusion-policy-transfer-on-Roma-access-to-adequate-housing-9-10-April-Toulouse-WSPO-B82LS2>
- 47 Investment Plan for Europe: the Juncker Plan. Available at: [https://ec.europa.eu/commission/strategy/priorities-2019-2024/jobs-growth-and-investment/investment-plan-europe-juncker-plan\\_en](https://ec.europa.eu/commission/strategy/priorities-2019-2024/jobs-growth-and-investment/investment-plan-europe-juncker-plan_en)
- 48 The Juncker Plan's Impact on Jobs and Growth. Available at: [https://ec.europa.eu/commission/sites/beta-political/files/juncker-plan-impact-jobs-growth\\_en.pdf](https://ec.europa.eu/commission/sites/beta-political/files/juncker-plan-impact-jobs-growth_en.pdf)
- 49 Sustainable social housing. Available at: [https://europa.eu/investeu/projects/sustainable-social-housing\\_en](https://europa.eu/investeu/projects/sustainable-social-housing_en)
- 50 Affordable flats in Poznań. Available at: [https://europa.eu/investeu/projects/affordable-flats-pozna%C5%84\\_en](https://europa.eu/investeu/projects/affordable-flats-pozna%C5%84_en)
- 51 Country profiles – Poland: Policies and progress towards investing in children. Available at: <https://ec.europa.eu/social/main.jsp?catId=1248&langId=en&intPageId=3652>
- 52 Mieszkanie+ Programm. Available at: <https://mieszkanieplus.gov.pl/program/>
- 53 Figari, F., Hollan, K., Matsaganis, M. and Zolyomi, E. (2017) 'Recent changes in housing policies and their distributional impacts across Europe', a research note for the European Commission.
- 54 Social Insurance in Figures 2018. Available at: <https://www.forsakringskassan.se/wps/wcm/connect/9d2fe83d-f16f-4321-b583-9cef8362320b/socialforsakringen-i-siffror-2018-engelsk.pdf?MOD=AJPERES&CVID=>
- 55 Hungary – Family Housing Allowance (Családi Otthontermelési Kedvezmény – CSOK). Available at: <https://ec.europa.eu/docsroom/documents/30348/attachments/2/translations/en/trenditions/native>

- 56 What is Housing First? Available at: [https://housingfirstguide.eu/website/the\\_guide/unit-1-what-is-housing-first/](https://housingfirstguide.eu/website/the_guide/unit-1-what-is-housing-first/)
- 57 Action Plan for Preventing Homelessness in Finland 2016-2019. Available at: [https://asuntoensin.fi/assets/files/2016/11/ACTIONPLAN\\_FOR\\_PREVENTING\\_HOMELESSNESS\\_IN\\_FINLAND\\_2016 - 2019 EN.pdf](https://asuntoensin.fi/assets/files/2016/11/ACTIONPLAN_FOR_PREVENTING_HOMELESSNESS_IN_FINLAND_2016_-_2019_EN.pdf)

Produced for the European Platform for Investing in Children (EPIC), March 2020.

Authors: Andreas Culora and Barbara Janta

Correspondence: [epic@rand.org](mailto:epic@rand.org)

This document has been prepared for the European Commission however it reflects the views only of the authors, and the Commission cannot be held responsible for any use which may be made of the information contained therein.

Luxembourg: Publications Office of the European Union, 2020

© European Union, 2020

Cover image: © Adobe Stock

Reuse is authorised provided the source is acknowledged. The reuse policy of European Commission documents is regulated by Decision 2011/833/EU (OJ L 330, 14.12.2011, p. 39). For any use or reproduction of photos or other material that is not under the EU copyright, permission must be sought directly from the copyright holders.

PDF ISBN: 978-92-76-15705-2 doi: 10.2767/06450 Catalogue number: KE-02-20-104-EN-N



Publications Office  
of the European Union