



European Commission



TOWARDS FAIR LABOUR MOBILITY: REVISION OF EU POSTING OF WORKERS RULES

#SocialRights #PostedWorkers

UNITED KINGDOM, 2016

WORKERS POSTED TO THE UK¹

57,226

3.7%



7th

The United Kingdom is the seventh EU country per number of received posted workers



WORKERS POSTED FROM THE UK²

49,210

2.1%

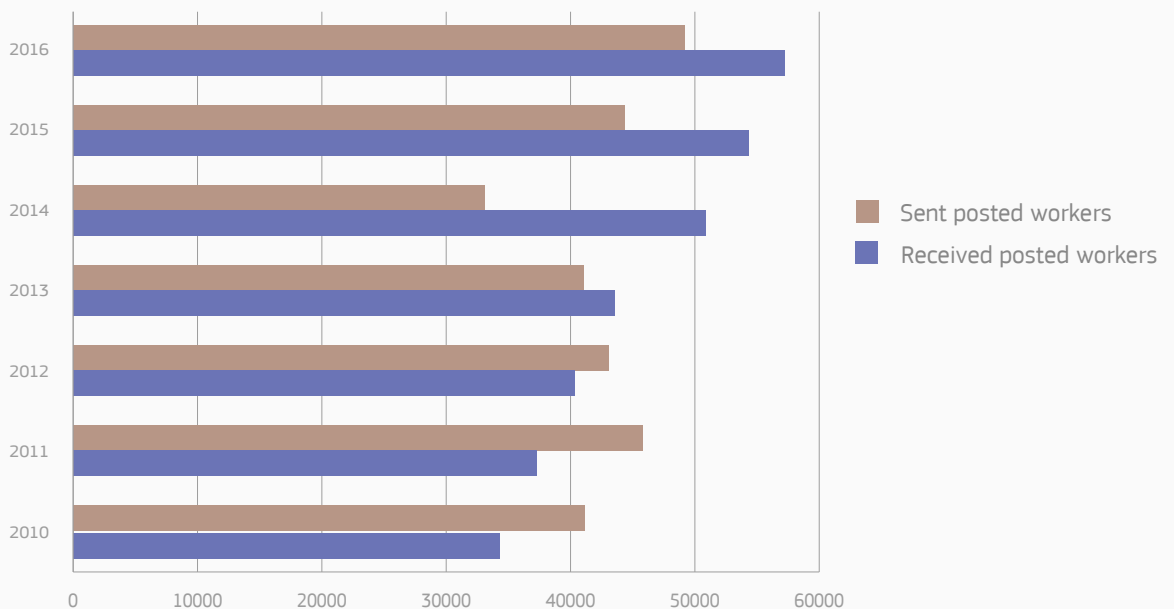


15th

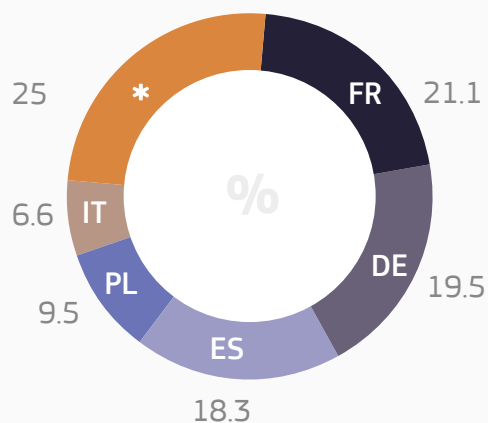
The United Kingdom is the fifteenth EU country per number of workers posted to other Member States



Trends on posting in UK (2010-2016)



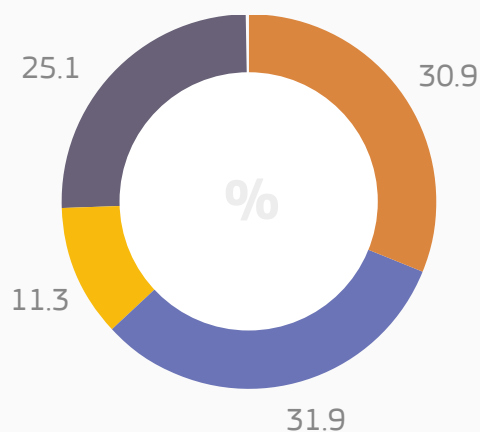
Main origin of workers posted TO the UK in 2016 (%)



* = others

✘ No data available for *Main origin of workers posted FROM UK in 2016*

Main employment sectors of workers posted TO the UK in 2016 (%)



Industry (excl. construction)

Construction

Education

Other services

✘ No data available for *Main employment sectors of workers posted FROM the UK in 2016*

¹ Data on received posted workers only include figures related to postings to single Member States.

² These figures includes data on workers posted to one and to multiple Member States

³ EU28, Switzerland and Norway