



TOWARDS FAIR LABOUR MOBILITY: REVISION OF EU POSTING OF WORKERS RULES

#SocialRights #PostedWorkers

POLAND, 2016

WORKERS POSTED TO POLAND¹

17,818

1.1%



14th

Poland is the fourteenth EU country per number of received posted workers



WORKERS POSTED FROM POLAND²

513,972

22.4%

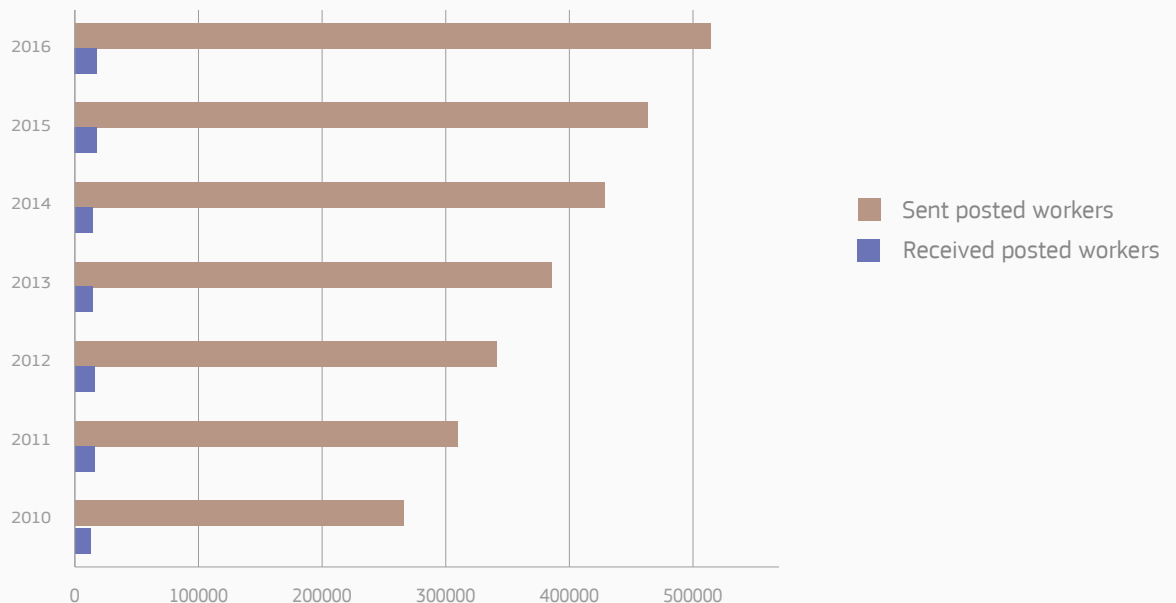


1st

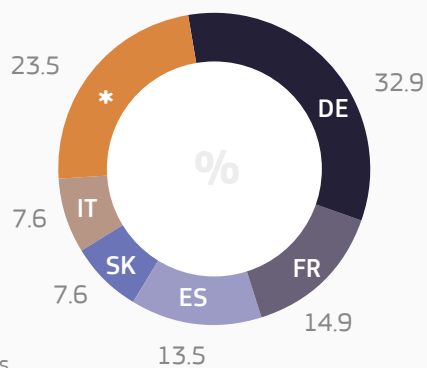
Poland sends the highest number of posted workers to other Member States



Trends on posting in Poland (2010-2016)

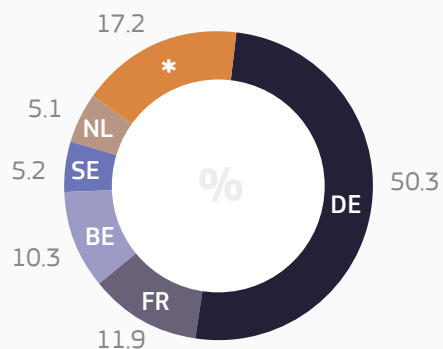


Main origin of workers posted TO Poland in 2016 (%)



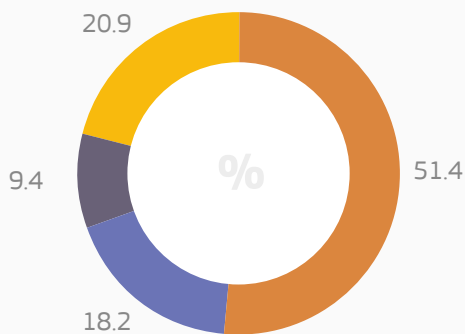
* = others

Main destination of workers posted FROM Poland in 2016 (%)



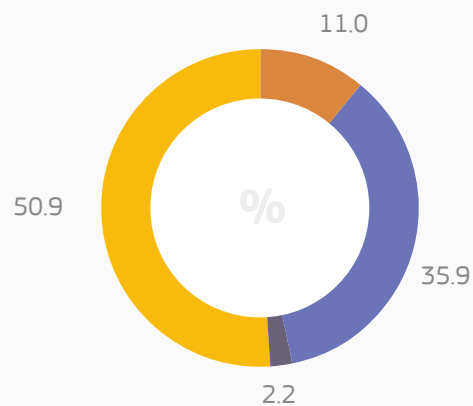
* = others

Main employment sectors of workers posted TO Poland in 2016 (%)



- Industry (excl. construction)
- Construction
- Education
- Other services

Main employment sectors of workers posted FROM Poland in 2016 (%)



- Industry (excl. construction)
- Construction
- Commerce
- Other services

¹ Data on received posted workers only include figures related to postings to single Member States

² These figures include data on workers posted to one and to multiple Member States

³ EU28, Switzerland and Norway