



European
Commission



TOWARDS FAIR LABOUR MOBILITY: REVISION OF EU POSTING OF WORKERS RULES

#SocialRights #PostedWorkers

THE NETHERLANDS, 2016

WORKERS POSTED TO THE NETHERLANDS¹

90,873

5.8%



5th

The Netherlands are the fifth EU country per number of received posted workers



WORKERS POSTED FROM THE NETHERLANDS²

98,687

4.3%

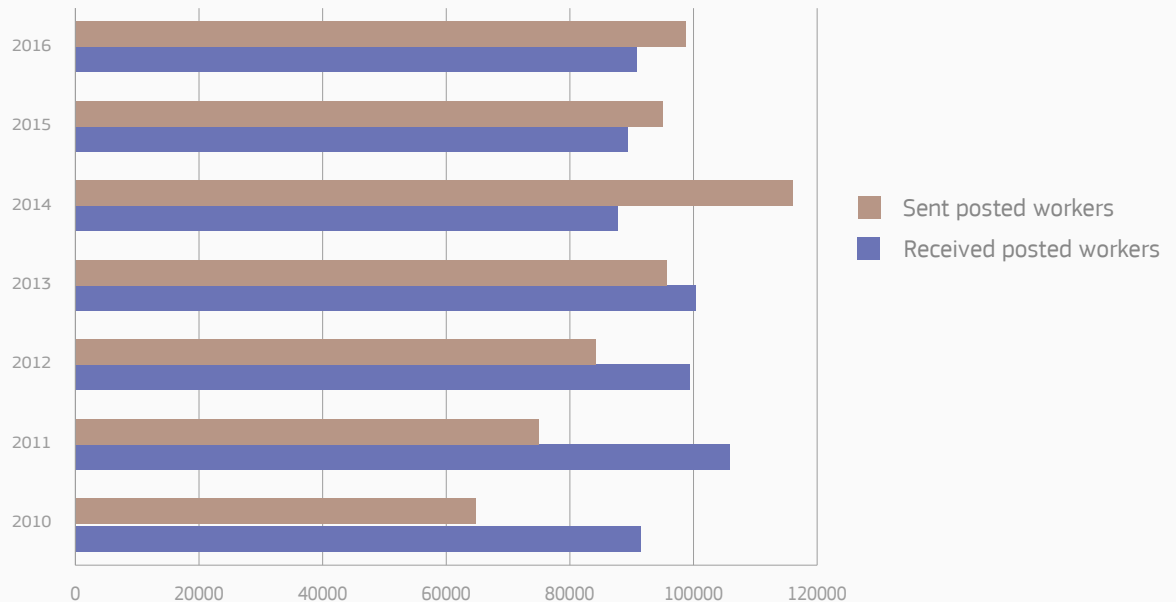


9th

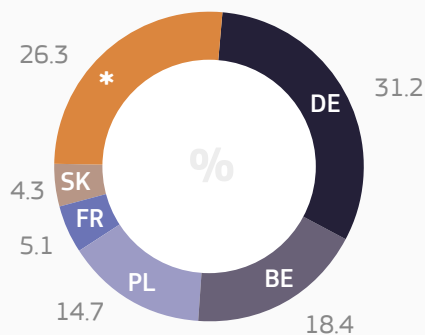
The Netherlands are the ninth EU country per number of workers posted to other Member States



Trends on posting in the Netherlands (2010-2016)

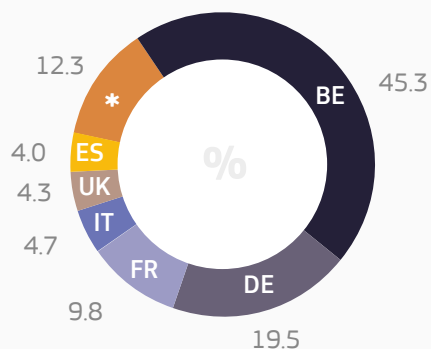


Main origin of workers posted TO the Netherlands in 2016 (%)



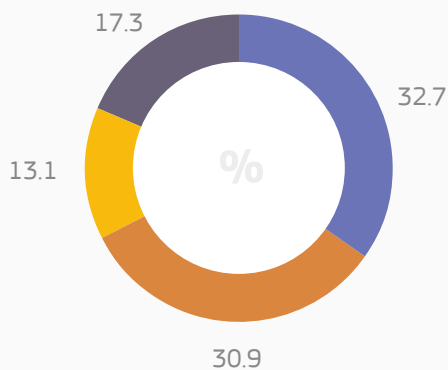
* = others

Main destination of workers posted FROM the Netherlands in 2016 (%)



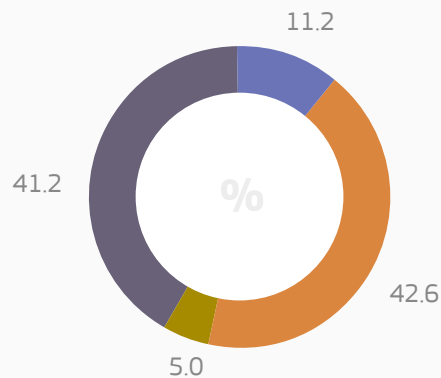
* = others

Main employment sectors of workers posted TO the Netherlands in 2016 (%)



- Construction
- Industry (excl. construction)
- Education
- Other services

Main employment sectors of workers posted FROM the Netherlands in 2016 (%)



- Construction
- Industry (excl. construction)
- Commerce
- Other services

¹ Data on received posted workers only include figures related to postings to single Member States

² These figures include data on workers posted to one and to multiple Member States

³ EU28, Switzerland and Norway