



European Commission



TOWARDS FAIR LABOUR MOBILITY: REVISION OF EU POSTING OF WORKERS RULES

#SocialRights #PostedWorkers

CROATIA, 2016

WORKERS POSTED TO CROATIA¹

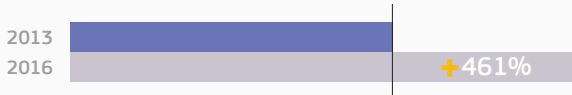
9,835

0.6%



18th

Croatia is the eighteenth EU country per number of received posted workers



WORKERS POSTED FROM CROATIA²

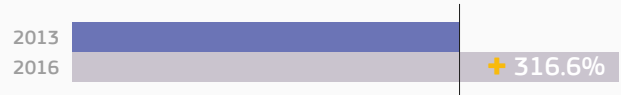
42,602

1.9%

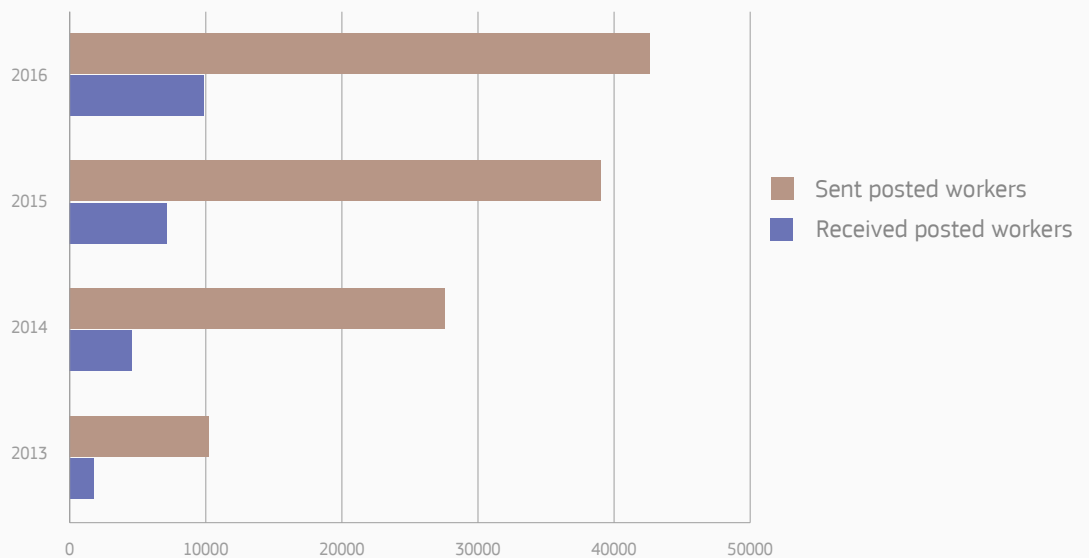


17th

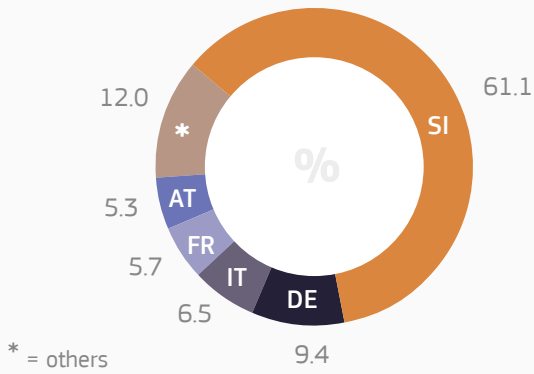
Croatia is the seventeenth EU country per number of workers posted to other Member States



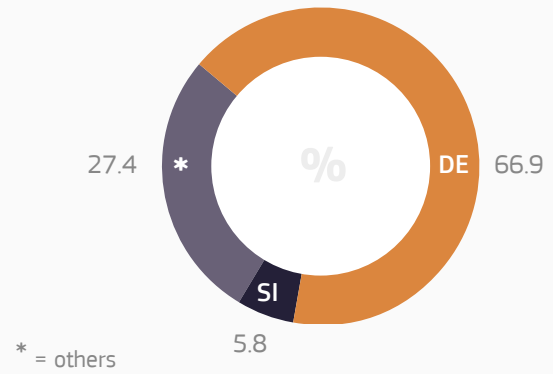
Trends on posting in Croatia (2010–2016)



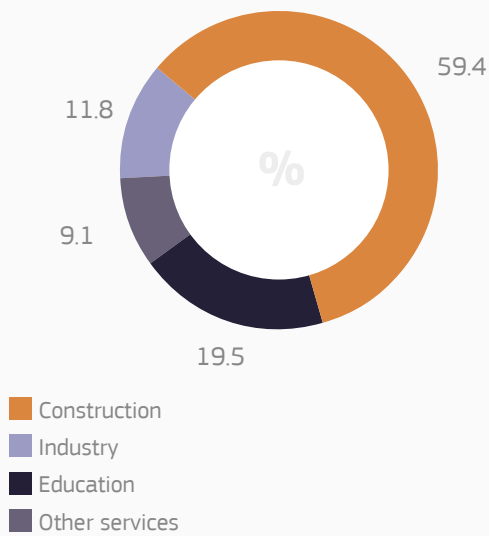
Main origin of workers posted TO Croatia in 2016 (%)



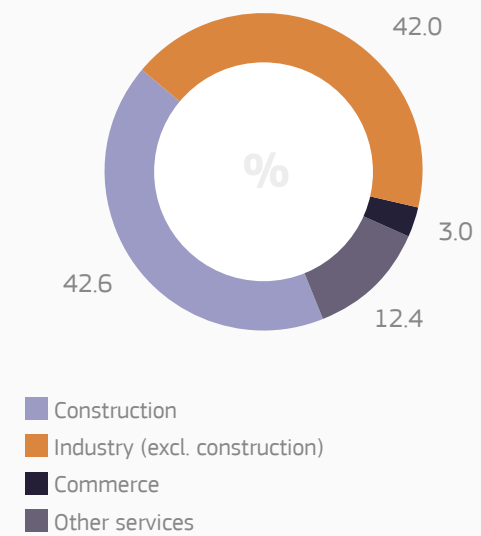
Main destination of workers posted FROM Croatia in 2016 (%)



Main employment sectors of workers posted TO Croatia in 2016 (%)



Main employment sectors of workers posted FROM Croatia in 2016 (%)



¹ Data on received posted workers only include figures related to postings to single Member States

² These figures include data on workers posted to one and to multiple Member States

³ EU28, Switzerland and Norway