



European Commission



TOWARDS FAIR LABOUR MOBILITY: REVISION OF EU POSTING OF WORKERS RULES

#SocialRights #PostedWorkers

FRANCE, 2016

WORKERS POSTED TO FRANCE¹

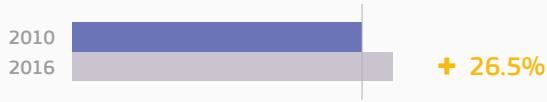
203,019

13%



2nd

France receives the second highest number of posted workers in the EU



WORKERS POSTED FROM FRANCE²

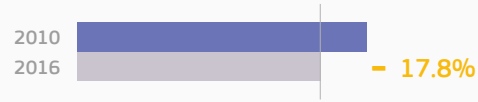
135,974

5.9%

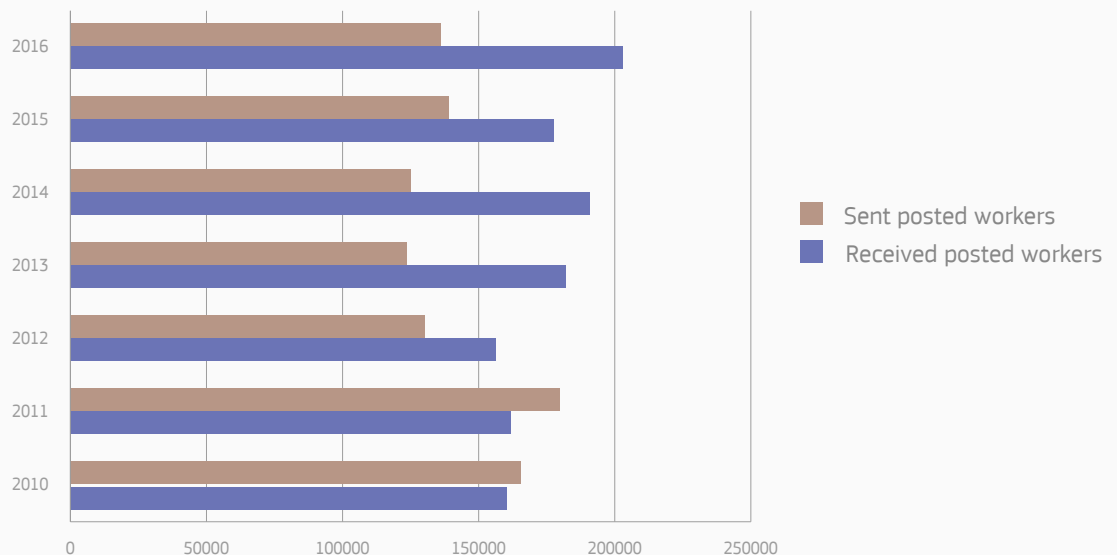


5th

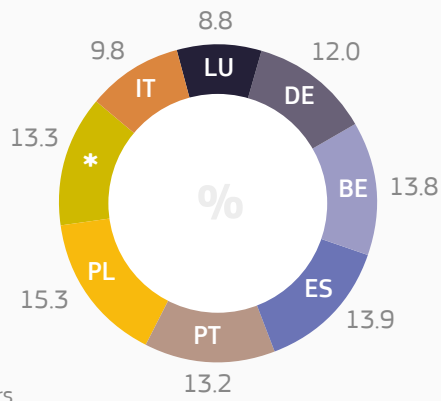
France sends the fifth highest number of posted workers to other Member States



Trends on posting in France (2010–2016)

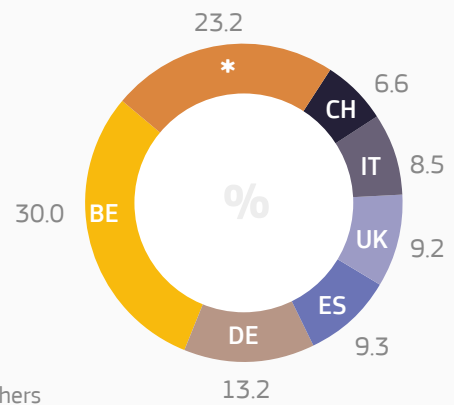


Main origin of workers posted TO France in 2016 (%)



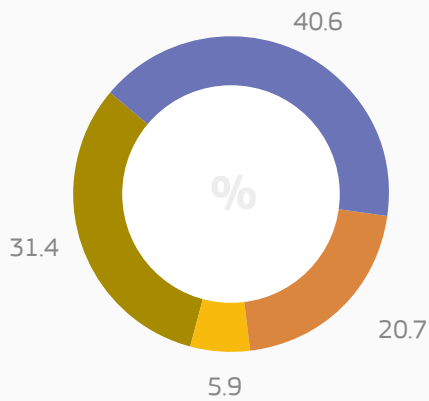
* = others

Main destination of workers posted FROM France in 2016 (%)



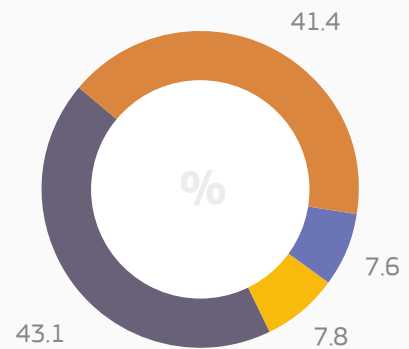
* = others

Main employment sectors of workers posted TO France in 2016 (%)



- Construction
- Industry
- Education
- Other services

Main employment sectors of workers posted FROM France in 2016 (%)



- Industry
- Construction
- Commerce
- Other services

¹ Data on received posted workers only include figures related to postings to single Member States

² These figures include data on workers posted to one and to multiple Member States

³ EU28, Switzerland and Norway