



European Commission



TOWARDS FAIR LABOUR MOBILITY: REVISION OF EU POSTING OF WORKERS RULES

#SocialRights #PostedWorkers

AUSTRIA, 2016

WORKERS POSTED TO AUSTRIA

120,150

7.7%

AT

EUROPE²

4th

Austria is the fourth EU country per number of received posted workers



WORKERS POSTED FROM AUSTRIA¹

75,132


3.3%

AT

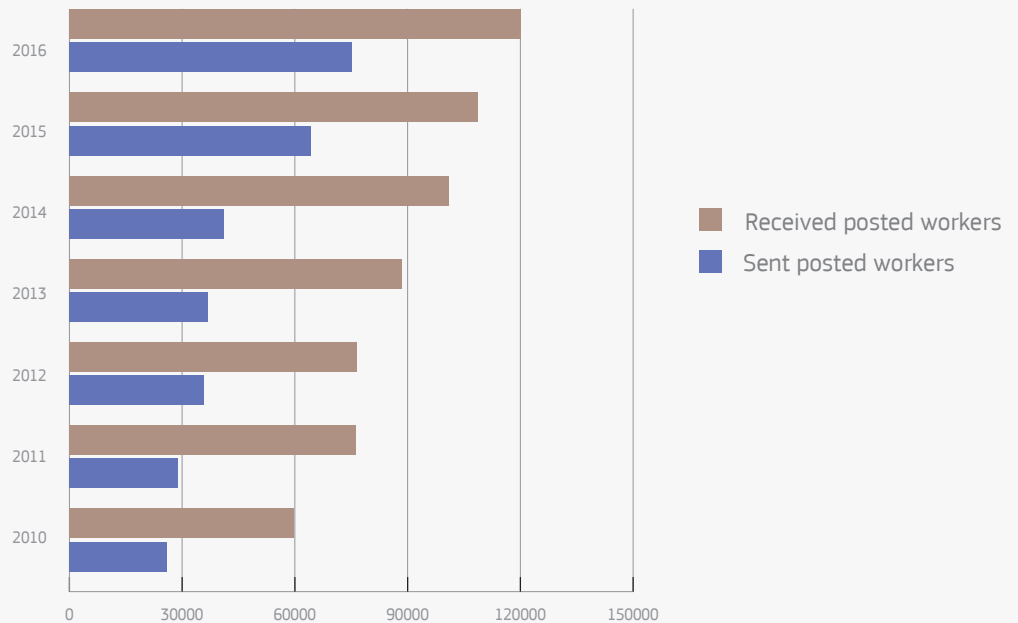
EUROPE²

10th

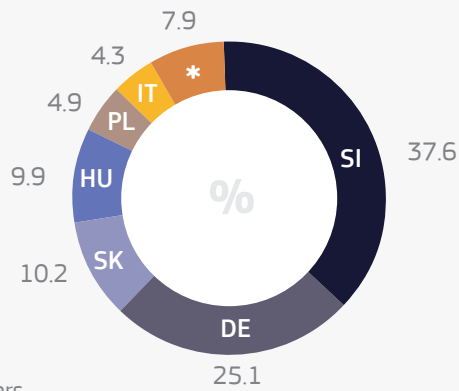
Austria is the tenth EU country per number of workers posted to other Member States



Trends on posting in Austria (2010–2016)

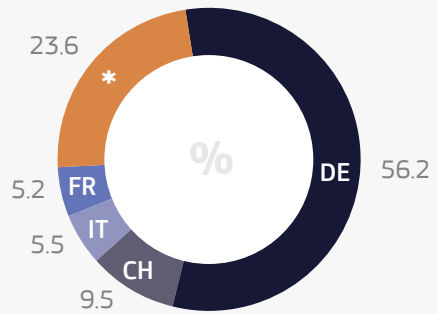


Main origin of workers posted TO Austria in 2016 (%)



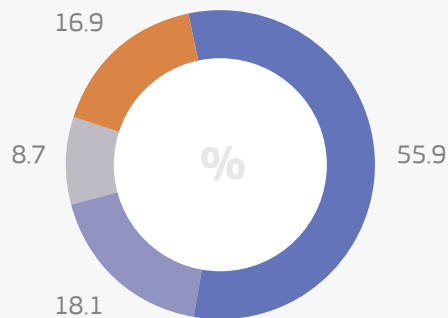
* = others

Main destination of workers posted FROM Austria in 2016 (%)



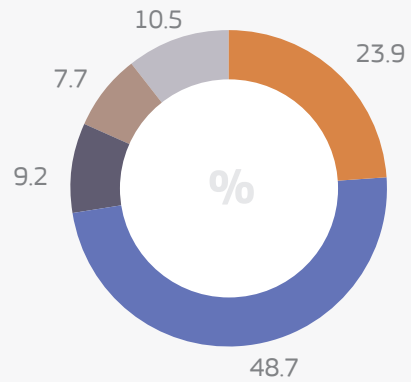
* = others

Main employment sectors of workers posted TO Austria in 2016 (%)



- Construction
- Industry (excl. construction)
- Education
- Other services

Main employment sectors of workers posted FROM Austria in 2016 (%)



- Construction
- Industry (excl. construction)
- Education
- Commerce
- Other services

¹ These figures include data on workers posted to one and to multiple Member States

² EU28, Switzerland and Norway