

The UNDP social exclusion index for Europe and Central Asia



*Empowered lives.
Resilient nations.*

Mihail Peleah, UNDP Istanbul Regional Hub


Presentation at the Seminar on regional well-being indicators
(Development of the Inclusive Society Index), 19 October 2016, Brussels

Why?



*Empowered lives.
Resilient nations.*

SUSTAINABLE DEVELOPMENT GOALS





Empowered lives.
Resilient nations.

Why the index?

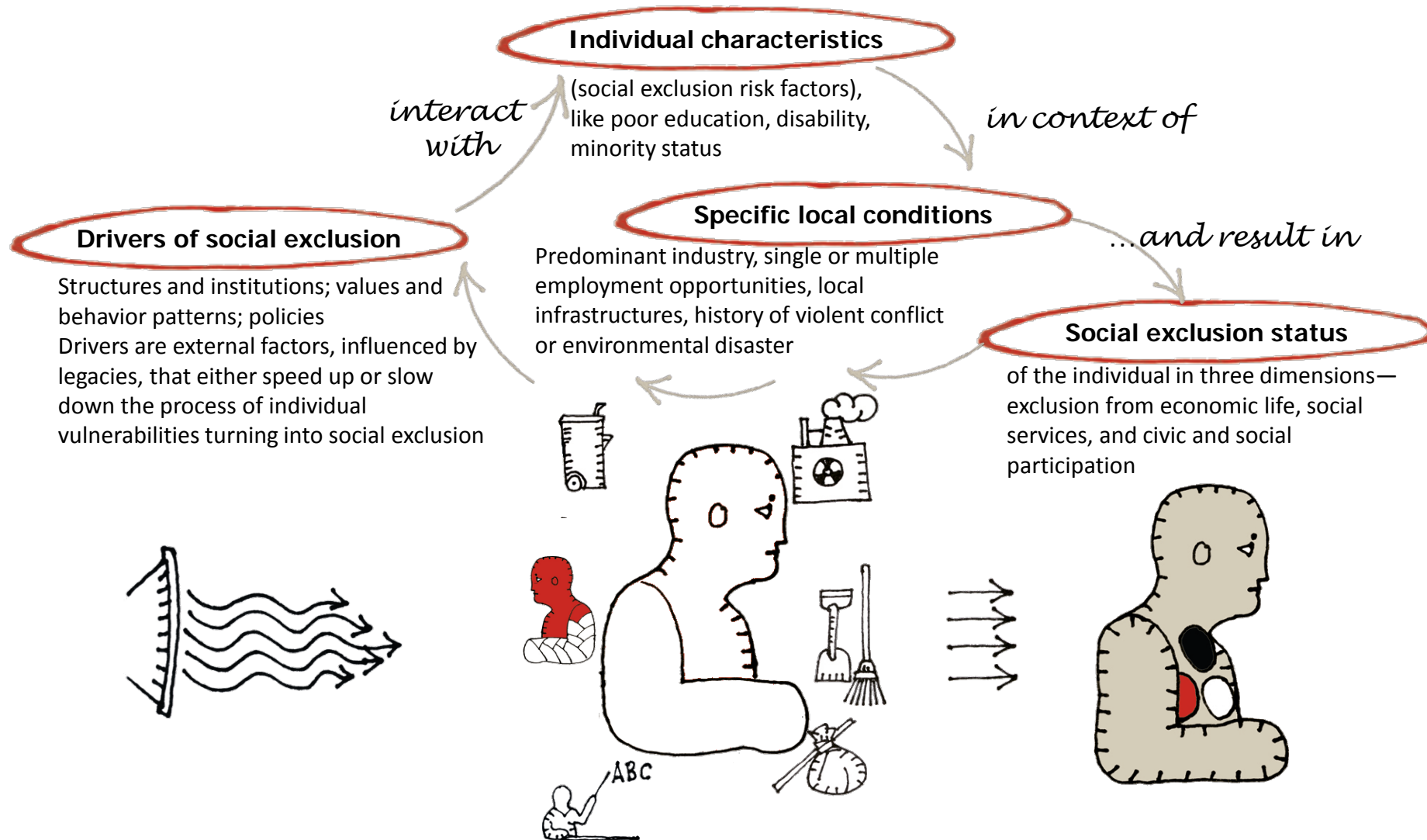
- **Objective and multidimensional** measure of social exclusion
- Measure **status** excluded or non-excluded, not 'perception' or 'risk'
- Applicable for Europe and Central Asia **region**
- Useful for **polycymaking**



*Empowered lives.
Resilient nations.*

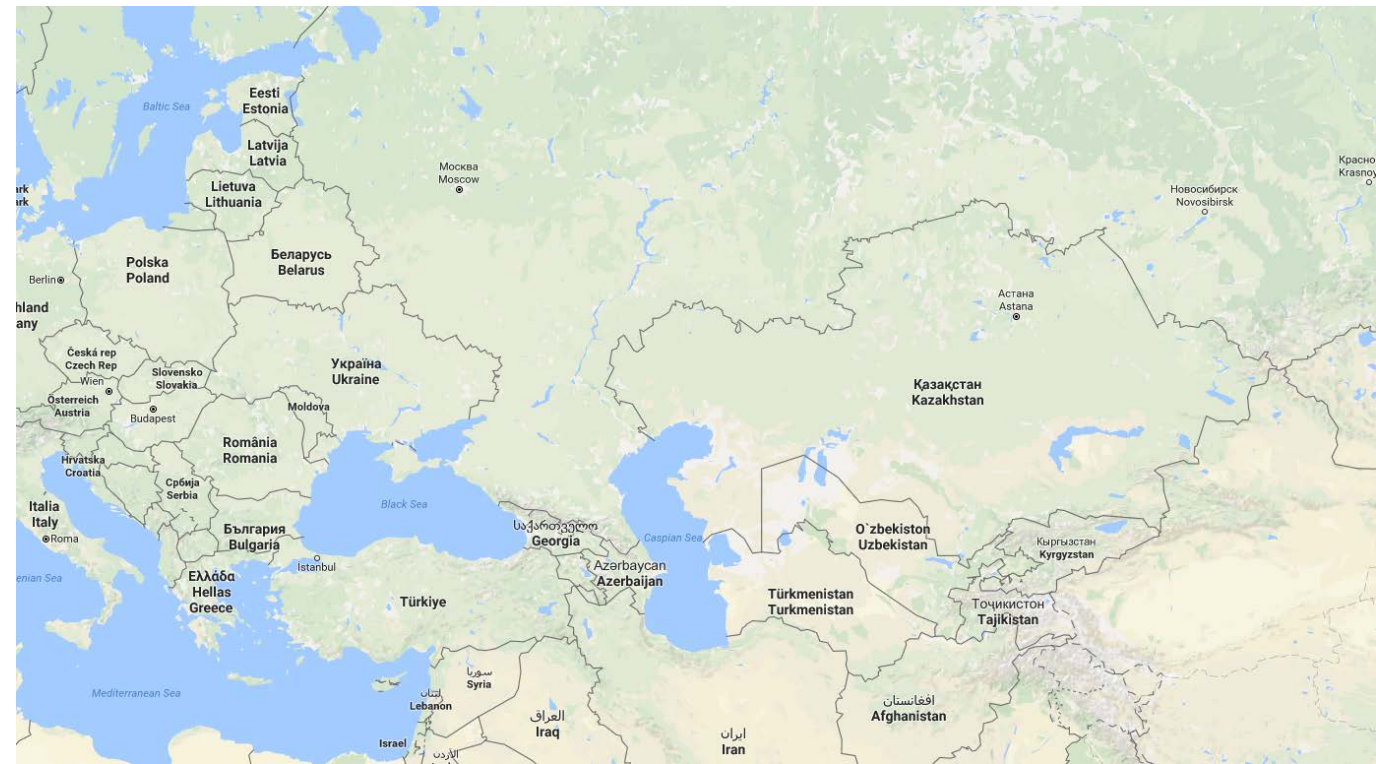
All models are
wrong.
But some are
useful

Social Exclusion Chain



Region and Study

- Large and diverse region
 - What is ‘typical’ Central Asia country?
 - What is ‘typical’ Western Balkans country?
- Russia* and Turkey are BIG
- Approach
 - National studies
 - Regional survey:
 - Kazakhstan and Tajikistan,
 - Moldova and Ukraine,
 - Macedonia FYR and Serbia
 - (+Armenia)



* Russia was UNDP programme country at the time of study

How?



*Empowered lives.
Resilient nations.*



Empowered lives.
Resilient nations.

How? Construction of index

- Based on Alkire-Foster (2009) double cut off method
- ‘Deprivation line’ in each dimension—what it mean to be deprived in X?
 - Theory, Expert advise
 - Let data talk
- ‘Poverty line’ for multidimensional poverty—how many accumulated deprivations (k) makes one excluded?
 - Theoretical considerations
 - Test possible k
 - Less interested in number of excluded, more in **why** they are excluded
- Weighting
 - Within dimension, between dimensions
 - Normative
 - Values and preferences
 - Simplest—equal weights

Multidimensional poverty



*Empowered lives.
Resilient nations.*

How? Construction of index

- 3 areas of exclusion
 - Economic exclusion
 - Exclusion from public services
 - Exclusion from civic and political participation
- 24 indicators, 8 per area
- Equal weights
- Threshold is 9 out of 24



Empowered lives.
Resilient nations.

Social Exclusion Index

H—Social Exclusion Headcount

Sensitive to breadth, not depth of exclusion

$H=0.600$ (3 out of 5)

A—Average Share of Deprivations among Excluded

Sensitive to depth of exclusion

$A=0.500$ (5 out of 10)

MO= $H \cdot A$ —Social Exclusion Index

Sensitive both to breadth and depth of exclusion

$MO=0.600 \cdot 0.500=0.300$



*Empowered lives.
Resilient nations.*

Economic Exclusion

- Inequality: At-risk-of-poverty rate (60 percent of median equivalent expenditures in a country)
- Subjective basic needs: In the past 12 months the household has not been able to afford three meals a day, or pay bills regularly, or keep the home adequately warm, or buy new clothes and shoes
- Employment: Being unemployed or a discouraged worker
- Financial services: Lack of access to a bank account on one's own name
- Material deprivation housing: The household cannot afford a bed for every member of the household
- Material deprivation amenities: Household needs a washing machine, freezer or microwave but cannot afford one
- Material deprivation ICT: Household needs a computer or internet but cannot afford one
- Overcrowding: Household with less than 6m² per person



*Empowered lives.
Resilient nations.*

Exclusion from public services

- Public utilities: Household with no running water or sewerage system
- Public utilities: Household heats with wood or with no heating device
- Education: Low educational achievements (basic schooling) and early school leavers
- Education: Household could not afford to buy school materials for every child in the past 12 months
- Education: Household with young children not in school or pre-school
- Health care: Household could not afford medication or dental checks for every child in the past 12 months
- Health care: Medical needs not being met by the health care system
- Social infrastructure: Lack of opportunities to attend events due to distance (lack of transportation)



*Empowered lives.
Resilient nations.*

Exclusion from civic and political participation

- Social capital: Rare or infrequent social contact with family or relatives
- Social capital: Rare social contact with friends
- Social capital: Lack of support networks that could help in the event of emergency
- Social participation: In the past 12 months the household has not been able to afford inviting friends or family for a meal or drink at least once a month
- Social participation: The household has not been able to afford to buy books, cinema or theatre tickets in the past 12 months
- Civic participation: Inability to vote due to lack of eligibility or distance to polling station
- Civic participation: No participation/membership in associations, teams or clubs
- Civic participation: No participation in political/civic activities



*Empowered lives.
Resilient nations.*

Data

- Regional Survey: 6 Countries
 - 2 Balkans: Macedonia FYR, Serbia
 - 2 Central/Eastern Europe: Moldova, Ukraine
 - 2 Central Asia: Kazakhstan, Tajikistan
 - + Armenia
- Extensive questionnaire
 - Diagnostics of possible use with regular HBS in Albania, Moldova, Ukraine
- Secondary source contextualization: in extend possible
- Stata code for M0 calculations



*Empowered lives.
Resilient nations.*

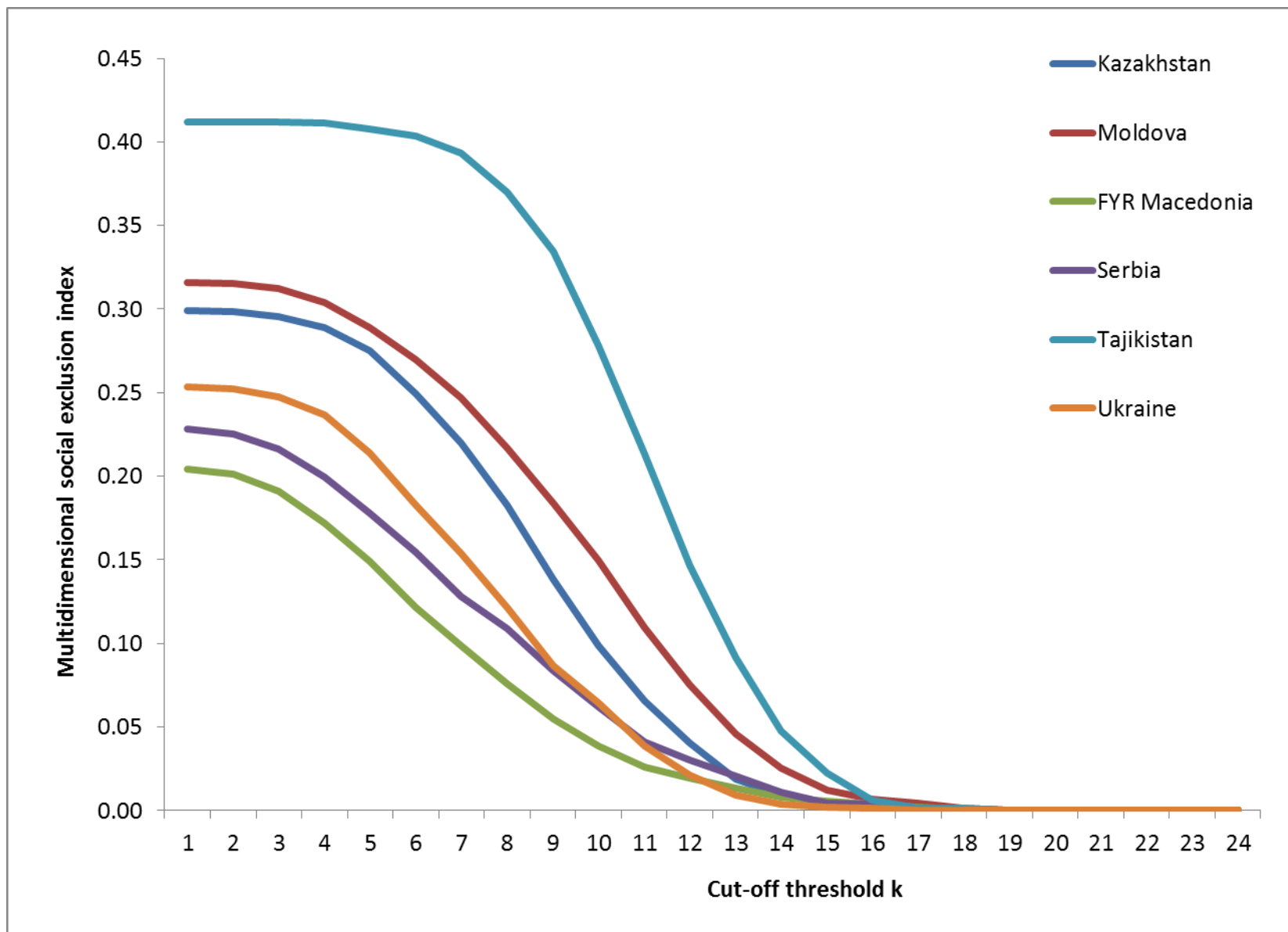
Robustness check

- Be prepared for MANY iterations
- Check relevance of variables
- Check for various k
- Check for correlation of exclusion variables
- Check for index if some variables dropped out
 - Variables of questionable quality (income/expenditures)
 - Highly correlated variables

Correlation between indicators


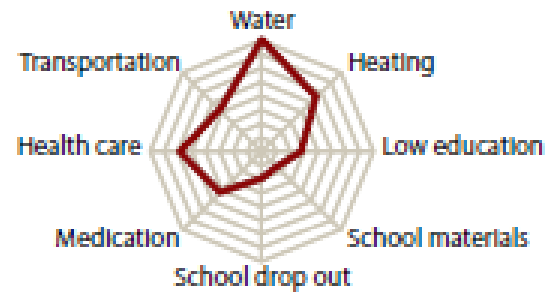
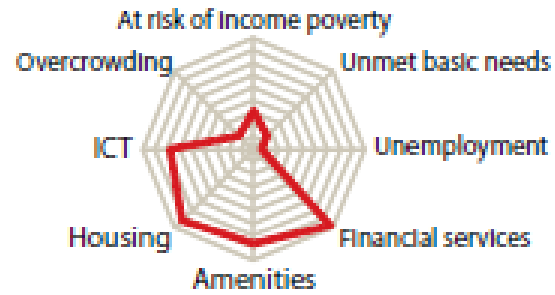
	ex_incpov	ex_subjpc	ex_labma	ex_bank	ex_living	ex_housir	ex_ictxs	ex_crowd	ex_water	ex_heatin	ex_lowedu	ex_noboo	ex_nosch	ex_hlthaff	ex_hltsrv	ex_culture	ex_norelnet	ex_nofrdnet	ex_nohelp500	ex_noout	ex_nocultr	ex_voting	ex_nomember	ex_nocivact
ex_incpov																								
ex_subjpc	0.074																							
ex_labmark	0.117	0.017																						
ex_bank	0.127	0.074	0.094																					
ex_living	0.092	0.110	0.002	0.262																				
ex_housing	0.125	0.114	0.029	0.282	0.479																			
ex_ictxs	0.123	0.048	0.048	0.258	0.361	0.469																		
ex_crowd	0.074	0.059	-0.011	0.104	0.211	0.153	0.159																	
ex_water	0.206	0.082	0.002	0.315	0.325	0.340	0.299	0.080																
ex_heating	0.173	0.037	0.043	0.021	0.126	0.100	0.069	0.038	0.182															
ex_lowedu	0.131	0.113	0.009	0.144	0.116	0.137	0.076	0.066	0.167	0.162														
ex_nobooks	-0.017	0.140	-0.017	0.039	-0.106	-0.012	-0.074	-0.072	-0.013	-0.079	0.083													
ex_nosch	0.029	0.042	-0.012	0.070	0.162	0.091	0.051	0.108	0.074	0.091	0.055	-0.094												
ex_hlthaff	0.034	0.244	-0.003	0.175	0.108	0.130	0.036	0.028	0.136	-0.037	0.122	0.441	0.022											
ex_hltsrv	0.084	0.034	0.015	0.174	0.178	0.209	0.155	0.068	0.139	0.030	0.107	0.035	0.029	0.100										
ex_culturev	0.096	0.037	0.064	0.123	0.079	0.160	0.185	0.026	0.140	0.044	0.061	0.029	0.005	0.076	0.140									
ex_norelnet	0.023	0.100	-0.022	0.029	-0.018	0.020	-0.022	-0.007	0.028	0.025	0.047	0.121	-0.044	0.100	0.054	0.008								
ex_nofrdnet	0.041	0.068	-0.011	0.062	-0.001	0.058	0.012	0.013	0.043	-0.029	0.120	0.123	-0.016	0.152	0.067	0.016	0.141							
ex_nohelp500	0.036	0.123	0.003	0.084	-0.011	0.049	0.056	0.009	0.037	-0.040	0.101	0.153	-0.042	0.143	0.050	0.107	0.094	0.171						
ex_noout	0.070	0.194	0.023	0.116	0.109	0.112	0.023	0.050	0.099	0.021	0.127	0.157	0.049	0.248	0.112	0.056	0.063	0.154	0.131					
ex_nocultr	0.173	0.159	0.062	0.193	0.171	0.247	0.149	0.048	0.244	0.127	0.206	0.263	0.031	0.279	0.151	0.206	0.074	0.118	0.149	0.204				
ex_voting	0.006	0.012	0.008	0.065	0.058	0.060	0.054	0.011	0.030	0.020	0.033	-0.005	0.018	0.017	0.032	-0.020	0.052	0.021	0.017	0.005	0.001			
ex_nomember	0.097	0.086	0.047	0.179	0.022	0.111	0.102	0.023	0.137	-0.013	0.160	0.115	0.012	0.136	0.017	0.170	0.032	0.093	0.124	0.081	0.228	-0.014		
ex_nocivact	0.007	0.059	0.005	0.092	0.018	0.018	0.039	0.016	0.050	-0.034	0.063	0.085	0.018	0.055	-0.043	0.069	-0.038	0.017	0.053	0.003	0.072	0.005	0.231	

Empowered lives.
Resilient nations.

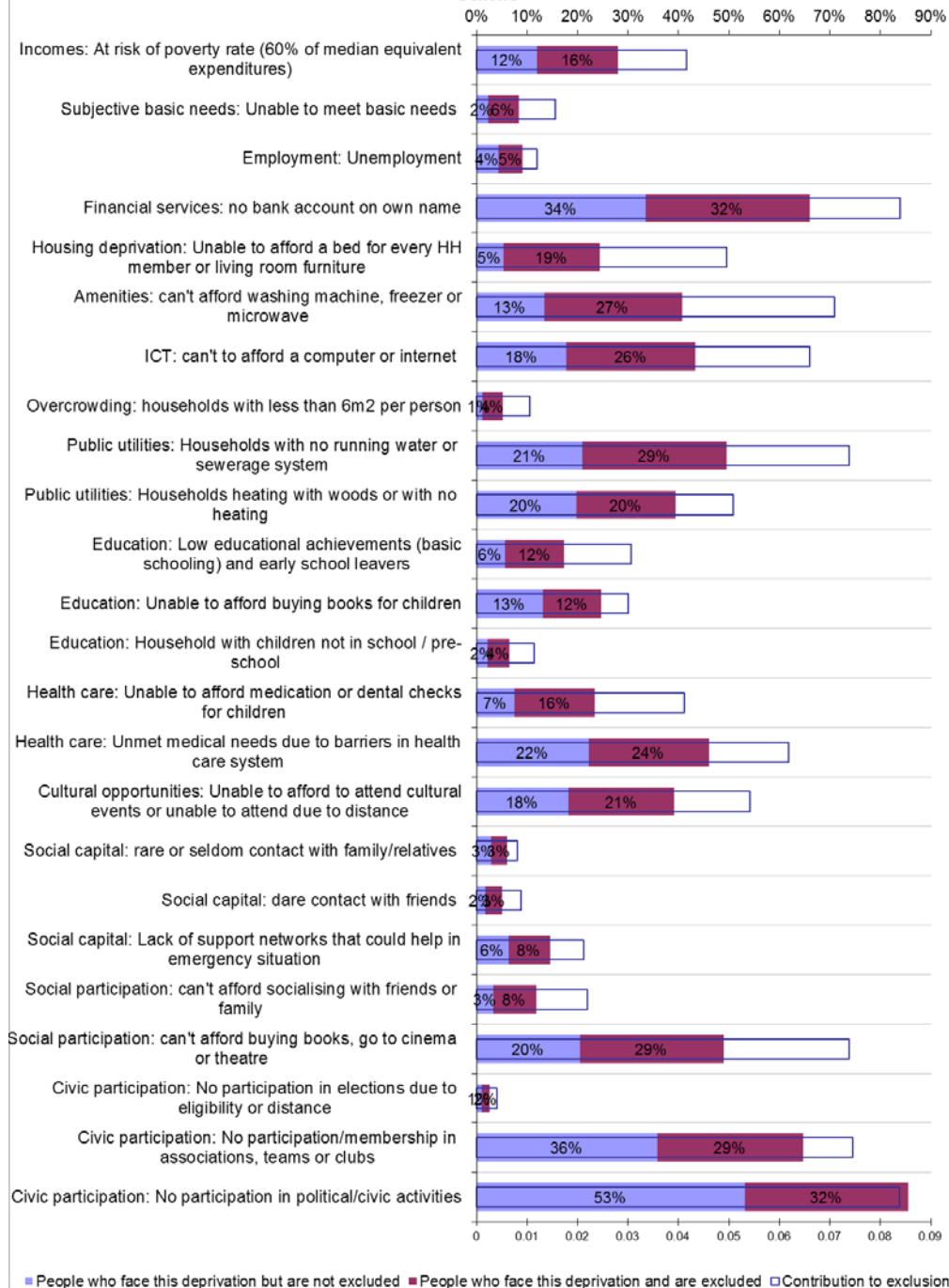


Profiles of exclusision

Tajikistan



Percentage of people deprived in each indicator by social exclusion status



Empowered lives.
Resilient nations.

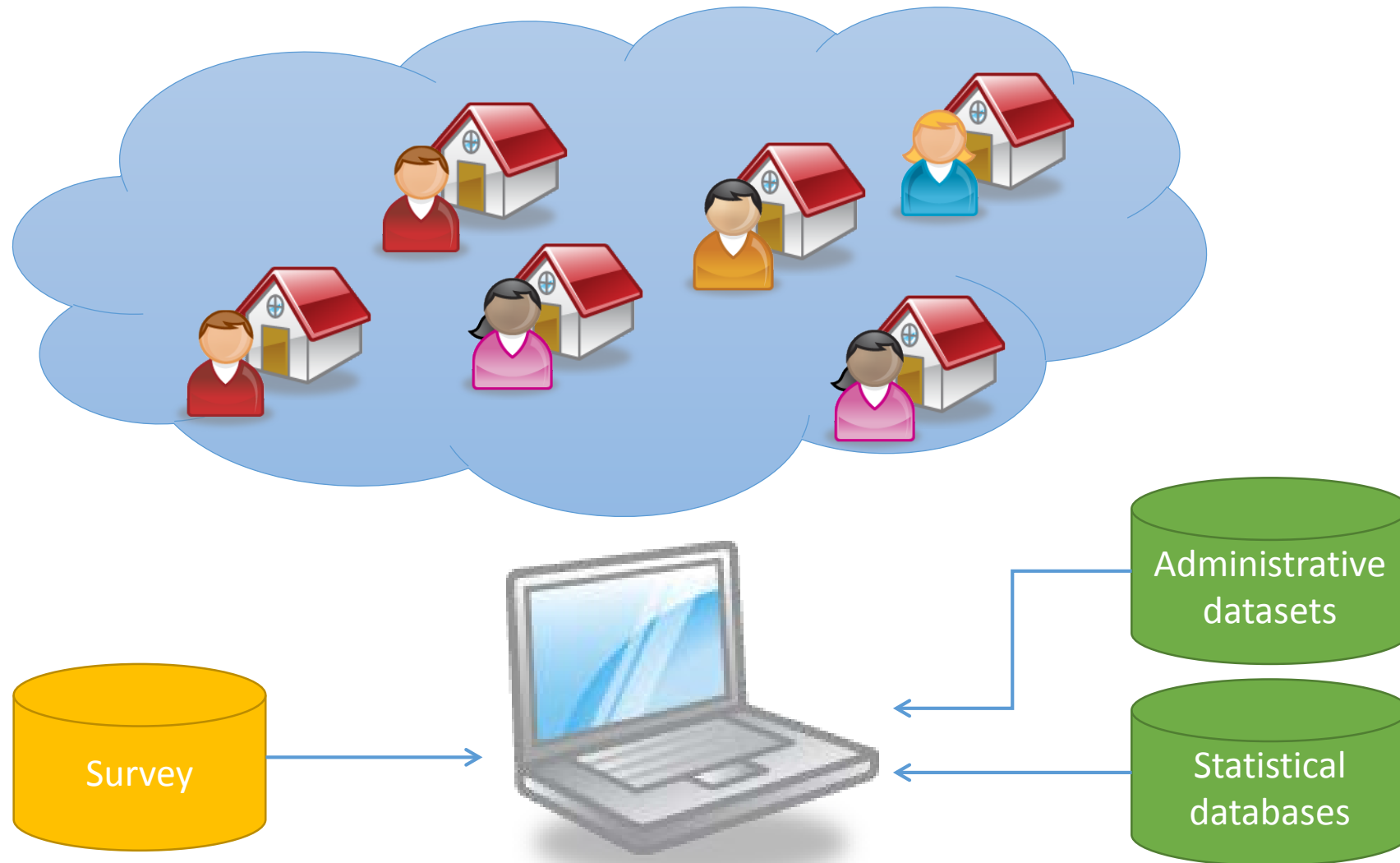


*Empowered lives.
Resilient nations.*

Adding local context: Three steps

- Regional study
 - In-study contextual data
 - Contextualization by experts
- Armenia
 - Secondary sources at regional level
- Serbia
 - Secondary sources at municipal level
 - Extended set of indicators
 - Some econometrics

Secondary Source Contextualization

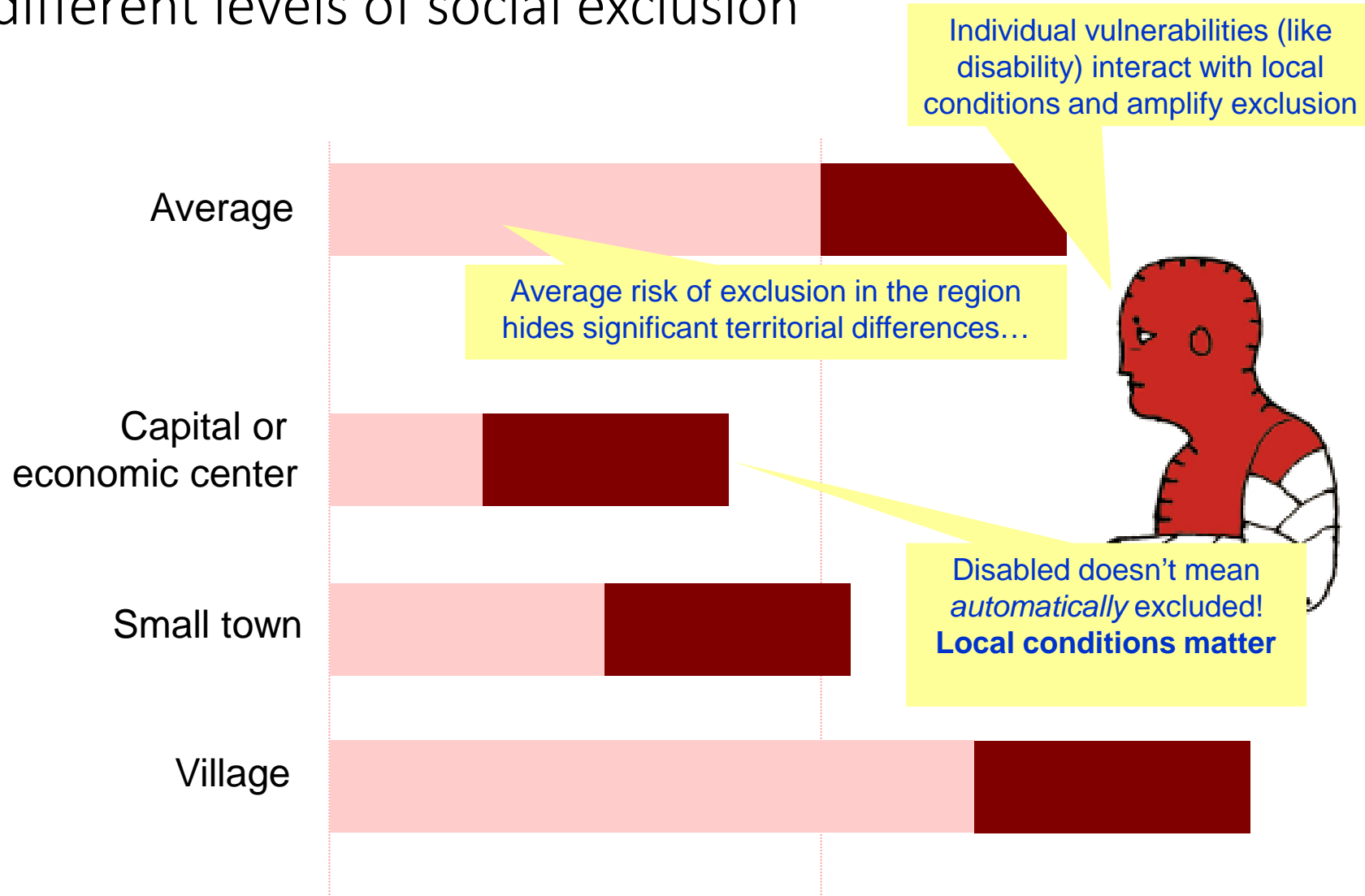


So what?

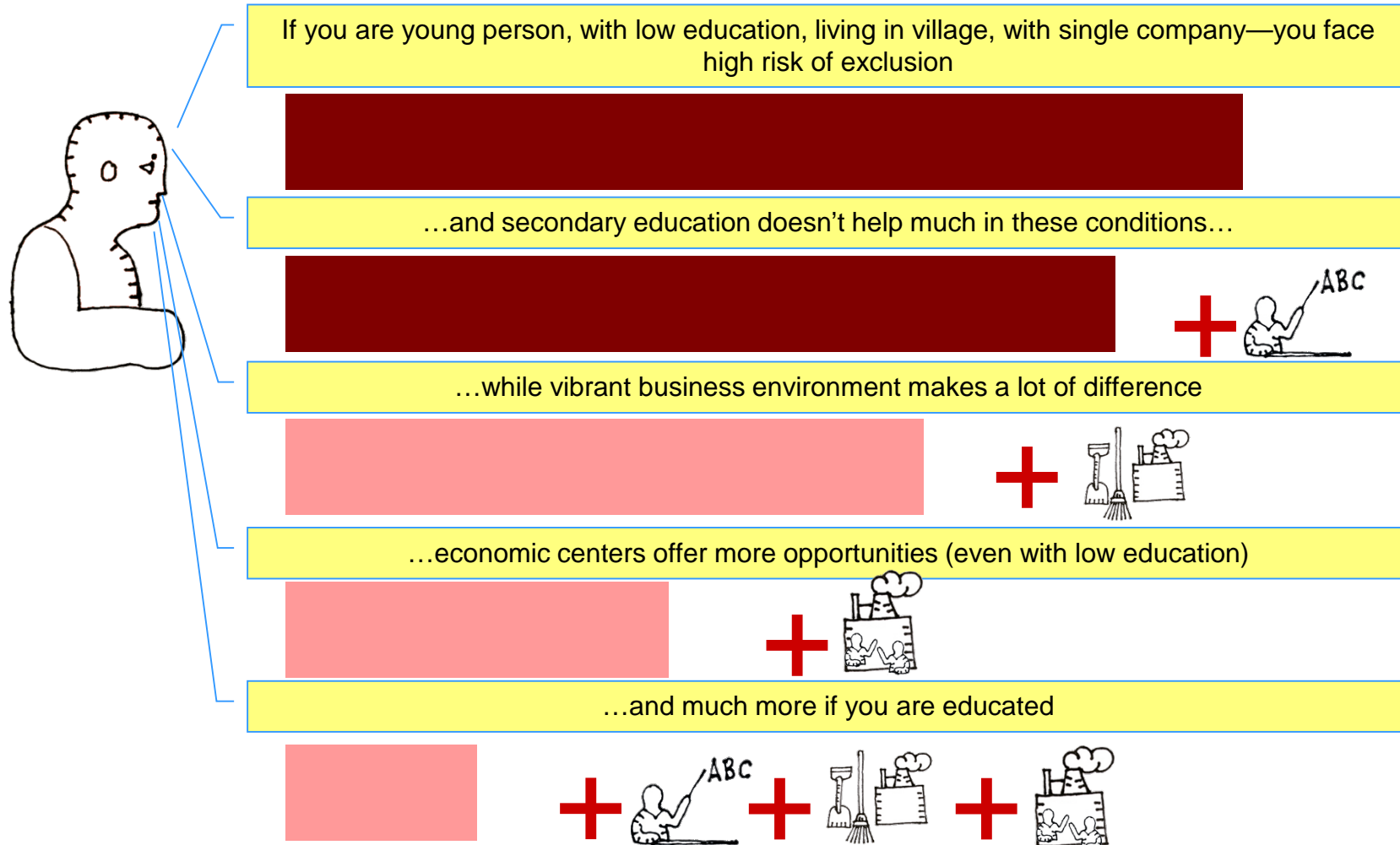


*Empowered lives.
Resilient nations.*

Different combinations of individual risks, drivers and local context results in different levels of social exclusion



Different combinations of individual risks, drivers and local context results in different levels of social exclusion



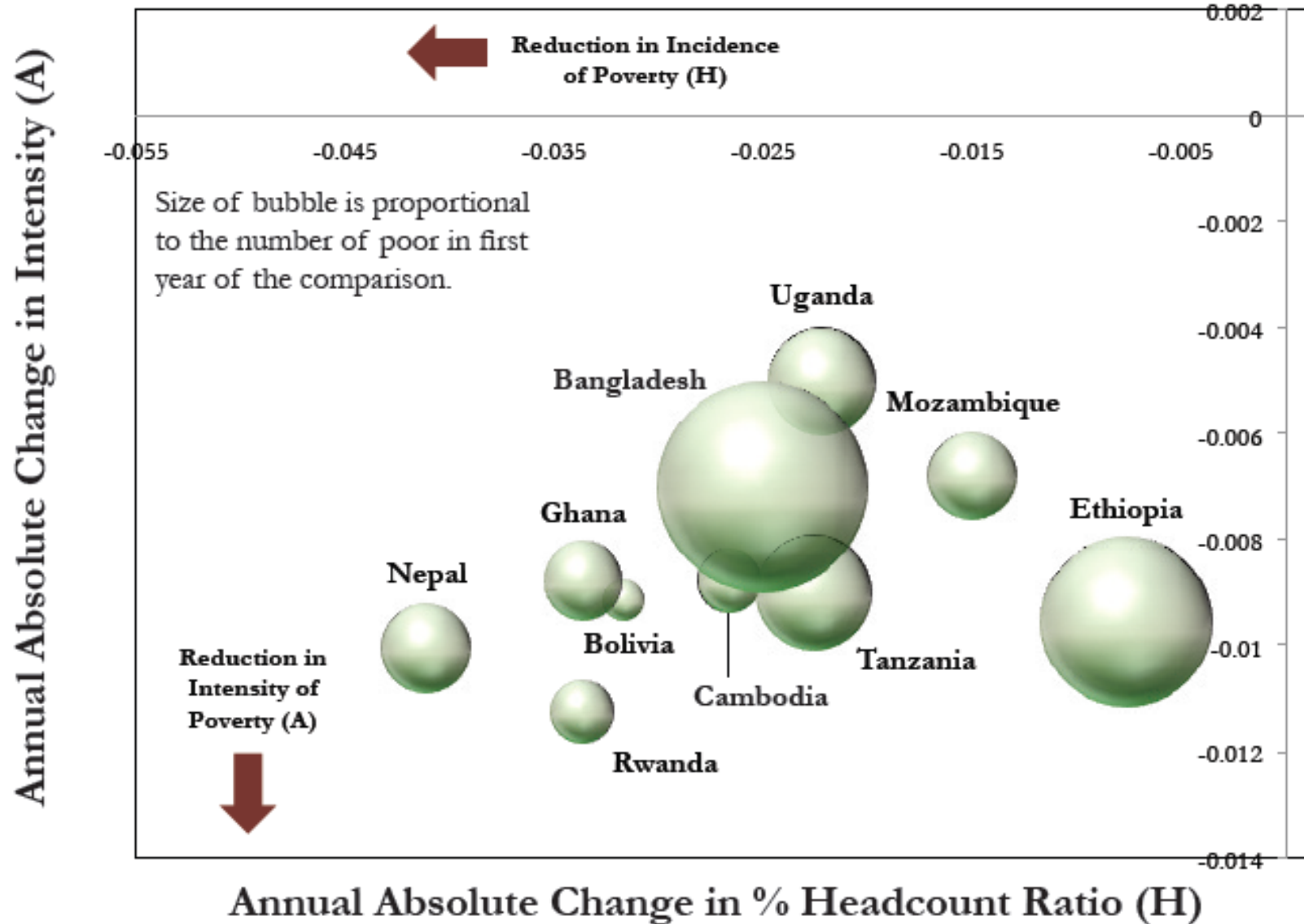
Including in regular monitoring: opportunities and risks



*Empowered lives.
Resilient nations.*

- Opportunities
 - Provides comprehensive picture of exclusion
 - Could track progress both in breadth and depth
 - Useful for policymaking
 - Could be added as a module to regular surveys
- Caveats and Risks
 - Data voracious—all data should come for the same household
 - Tweaking indicators requires time and effort
 - Computing code is a bit tricky, esp. if weights are involved, SPSS is a bad option

Use for monitoring: example of MPI



Thank you!



Empowered lives.
Resilient nations.

Mihail Peleah, UNDP Istanbul Regional Hub

mihail.peleah@undp.org



Useful links:

- [UNDP work on Social Inclusion](#)
- [Beyond transition: Towards Inclusive Societies](#), Regional Human Development Report on social inclusion, 2011
- [Working paper on Social Exclusion Index Methodology](#)