



European Commission

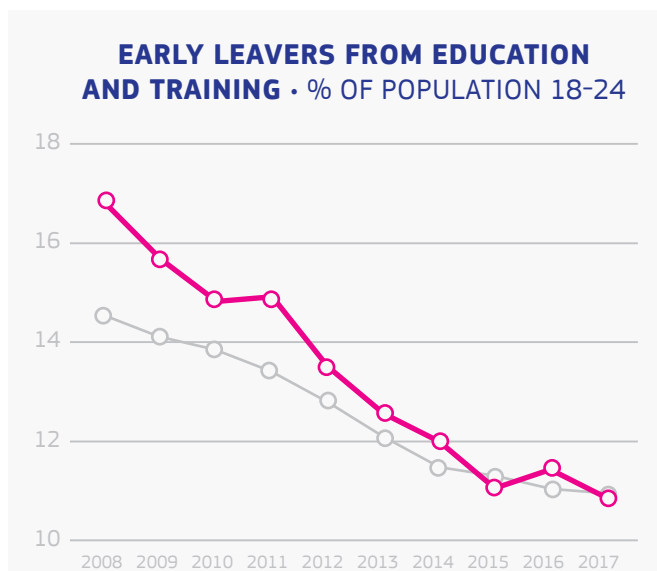
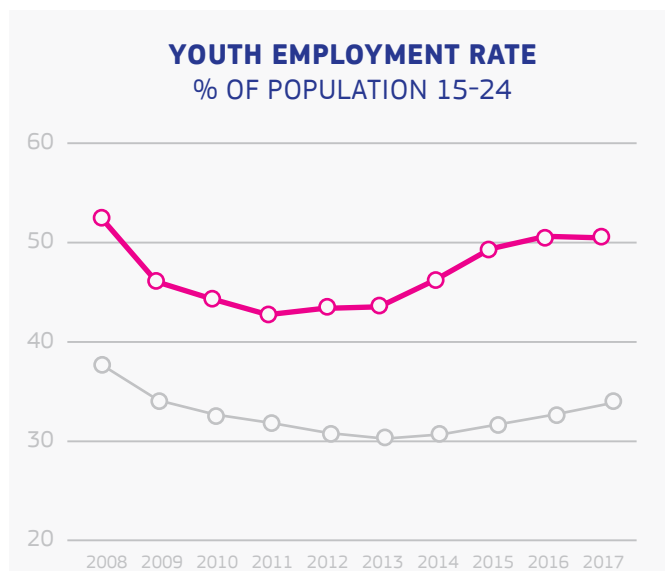
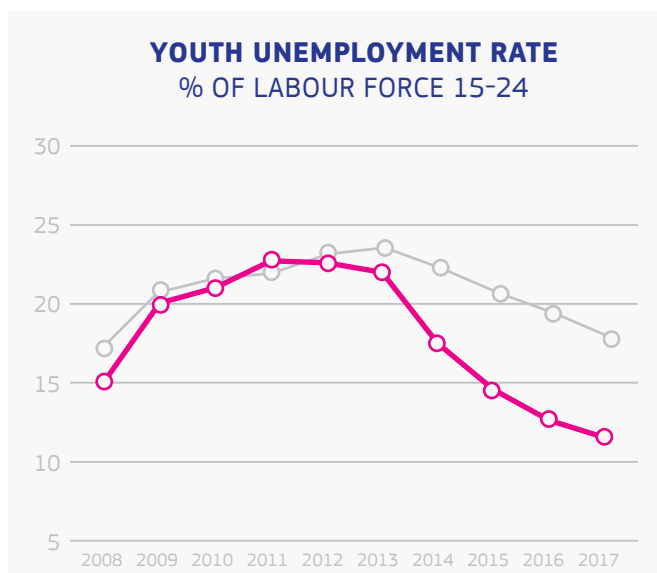
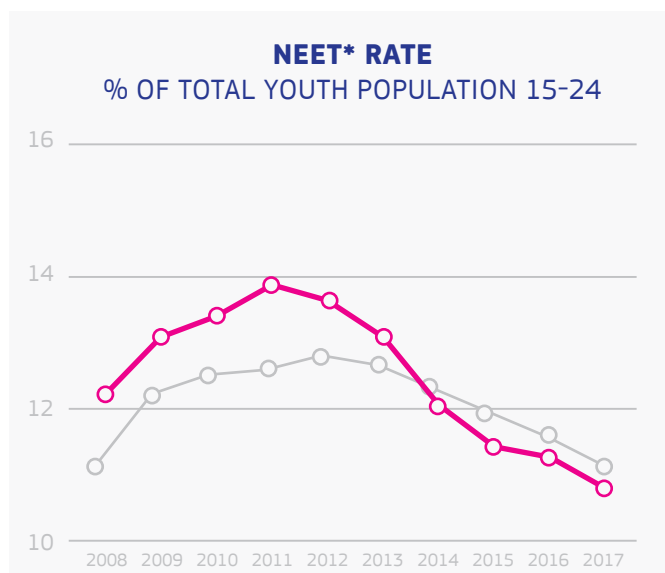


YOUTH GUARANTEE & YOUTH EMPLOYMENT INITIATIVE

UNITED KINGDOM

YOUNG PEOPLE'S LABOUR MARKET PERFORMANCE (2008 > 2017)

○ National average ○ European average



* NEET = Not in Employment, Education or Training



YOUTH GUARANTEE PERFORMANCE (2017)



18.9%*
YOUNG PEOPLE
TOOK UP OFFER
WITHIN 4 MONTHS

* % OF TOTAL EXITS



7.3%
PROPORTION*
OF NEETs **REACHED**
BY THE YOUTH
GUARANTEE

* ESTIMATED



YOUTH EMPLOYMENT INITIATIVE (2013 > 2017)

YEI ALLOCATION

206,098,124 euros
matched by the same amount from the ESF



(These data refer to intervention completed or still ongoing.)

** Member States that are eligible for the YEI are those with regions that have youth unemployment rates of 25% or higher in 2012 (for the initial allocation), and in 2016 (for the YEI increase).

EXAMPLE OF A MEASURE SUPPORTED BY **THE YOUTH EMPLOYMENT INITIATIVE**

Reform of apprenticeship systems in the UK

The UK has a devolved framework for apprenticeship training, with different systems for England, Wales, Scotland and Northern Ireland. The YEI is being used to support ongoing reforms of the apprenticeship systems. For instance, under the Modern Apprenticeship programme Scotland aims at raising the number of apprenticeships from 25,000 in 2013-2014 to 30,000 in 2020. Similarly, skills investment plans and regional skills assessments will be used to ensure that apprenticeships are closely linked to areas of economic growth and job opportunities. Particular focus will be on the creation of apprenticeships in STEM (science, technology, engineering and mathematics) subjects.