



European Commission

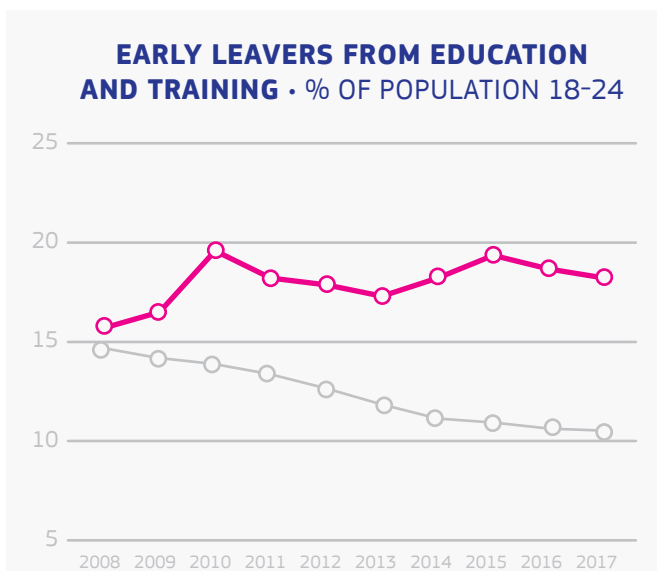
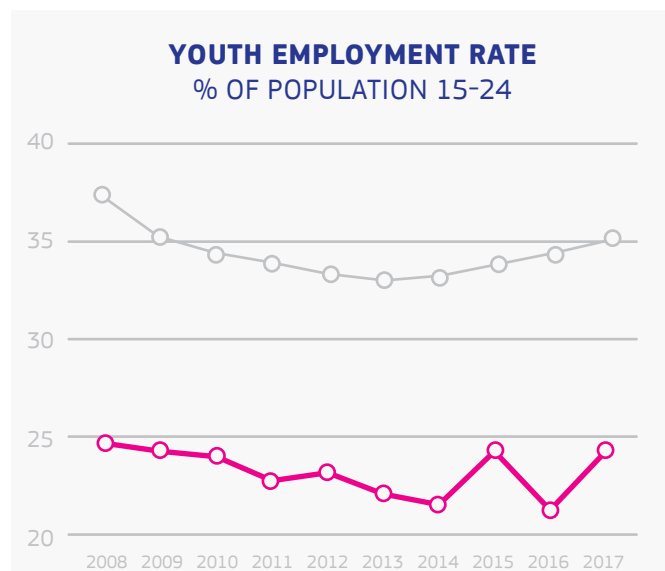
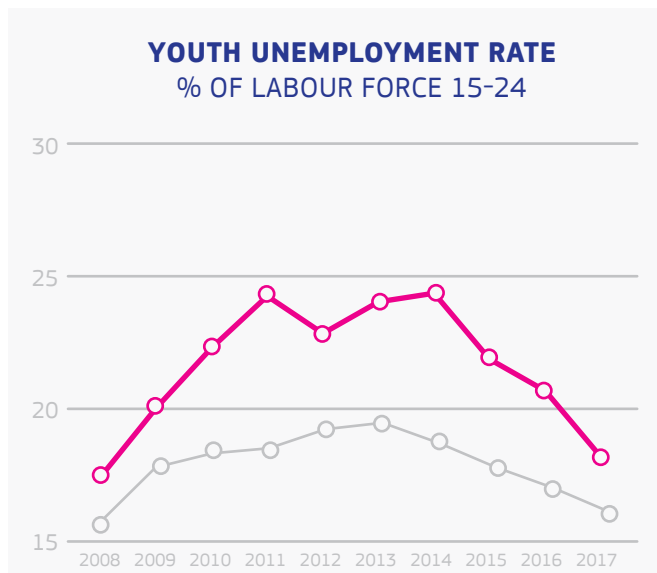
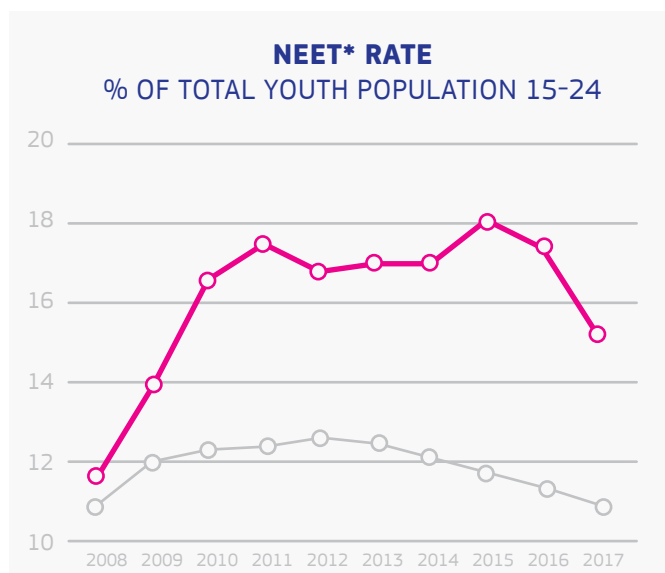


# YOUTH GUARANTEE & YOUTH EMPLOYMENT INITIATIVE

## ROMANIA

### YOUNG PEOPLE'S LABOUR MARKET PERFORMANCE (2008 > 2017)

○ National average    ○ European average



\* NEET = Not in Employment, Education or Training



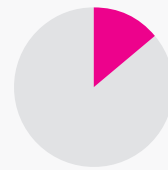
## YOUTH GUARANTEE PERFORMANCE (2017)



40.2%\*

YOUNG PEOPLE **TOOK UP OFFER**  
WITHIN 4 MONTHS

\* % OF TOTAL EXITS



14.1%

PROPORTION\* OF NEETs  
**REACHED BY**  
**THE YOUTH GUARANTEE**

\* ESTIMATED



## YOUTH EMPLOYMENT INITIATIVE (2013 > 2017)

YEI **ALLOCATION\*\***

**151,118,598 euros**

matched by the same amount from the European Social Fund



(These data refer to intervention completed or still ongoing.)

\*\* Member States that are eligible for the YEI are those with regions that have youth unemployment rates of 25% or higher in 2012 (for the initial allocation), and in 2016 (for the YEI increase).

## EXAMPLE OF A MEASURE SUPPORTED BY **THE YOUTH EMPLOYMENT INITIATIVE**

### **Youth Guarantee Centres**

Although YEI implementation has not yet started, ESF-funded measures have been put in place to support the implementation of the national youth guarantee scheme. For instance, 27 pilot Youth Guarantee Centres were established throughout the country, by the Ministry of Labour with partners from the business community, trade unions, NGO's, professional, associations, foundations. Their objective was to reach the young NEETs in the country, provide them with counselling and guidance services and then direct them towards either the network of the local public employment service or place them directly within apprenticeship schemes at employers or smoothen their transition to the world of work by sending them to an authorized skills assessment centres.