



European  
Commission

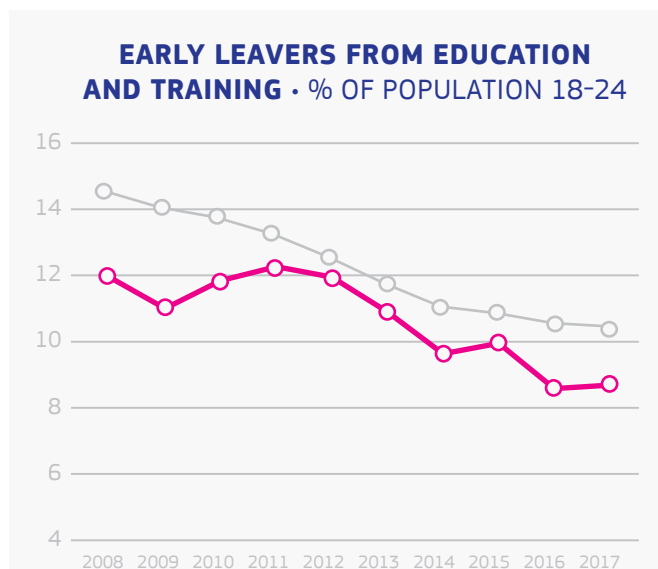
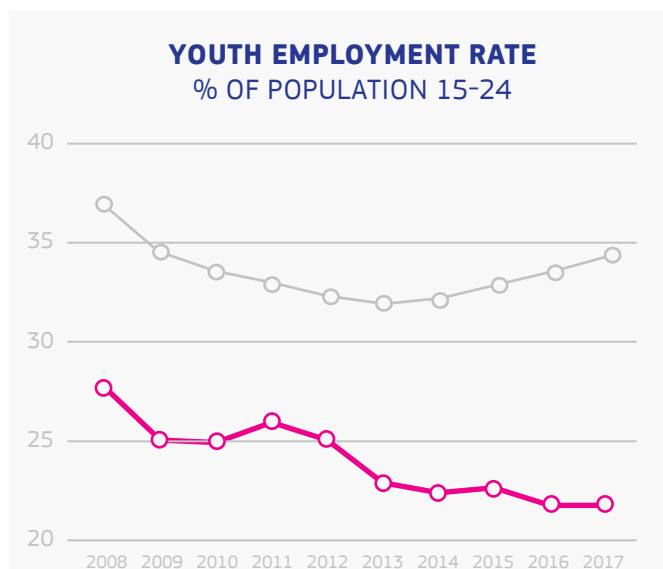
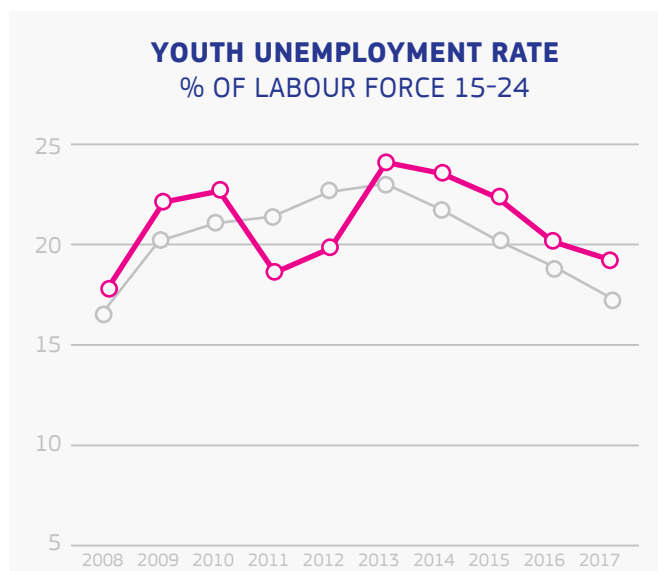
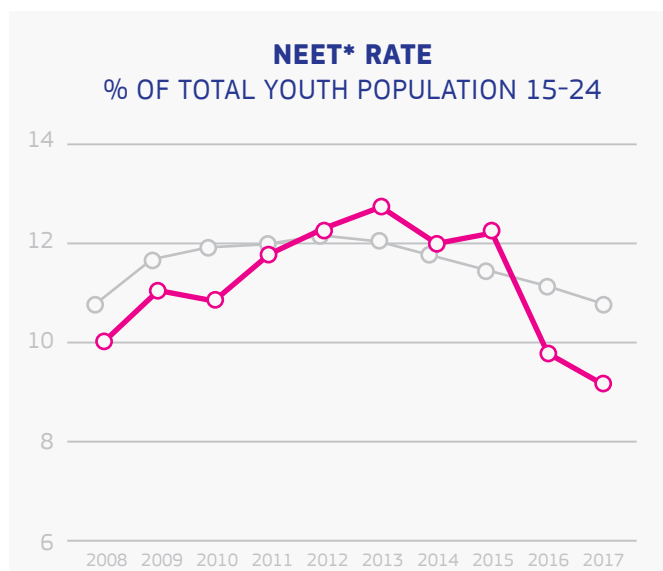
# YOUTH GUARANTEE & YOUTH EMPLOYMENT INITIATIVE



## BELGIUM

### YOUNG PEOPLE'S LABOUR MARKET PERFORMANCE (2008 > 2017)

○ National average    ○ European average



\* NEET = Not in Employment, Education or Training



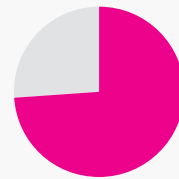
## YOUTH GUARANTEE PERFORMANCE (2017)



43.3%\*

YOUNG PEOPLE **TOOK UP OFFER**  
WITHIN 4 MONTHS

\* % OF TOTAL EXITS



74%

PROPORTION\* OF NEETs  
**REACHED BY**  
**THE YOUTH GUARANTEE**

\* ESTIMATED



## YOUTH EMPLOYMENT INITIATIVE (2013 > 2017)

### YEI ALLOCATION\*\*

**62,893,962 euros**

matched by the same amount from the European Social Fund

### YEI COVERAGE

**Number of persons in  
YEI-supported actions**

**97,675**

**Number of persons who  
completed a YEI operation**

**23,846**



(These data refer to intervention completed or still ongoing.)

\*\* Member States that are eligible for the YEI are those with regions that have youth unemployment rates of 25% or higher in 2012 (for the initial allocation), and in 2016 (for the YEI increase).

## EXAMPLE OF A MEASURE SUPPORTED BY **THE YOUTH EMPLOYMENT INITIATIVE**

### **Partnerships on NEETs in the Brussels Capital Region**

With a total budget of EUR 2.020.000 for the years 2019 and 2020, this project allows inactive young people to renew contact and trust in the institutions. Together with specialized partners, mainly non-profit organisations, they start building and implementing a professional project.

The partners focus on identifying, remobilizing and guiding young Brussels NEETs towards the proposed solutions. They also guarantee a close follow-up of the participants as well as the potential employers, training providers or schools.

The expected results may vary from obtaining an employment contract, starting working as an independent, entering into cooperative activities, starting a vocational training, undertake an internship or going back to school.