



European Commission

# POSTED WORKERS



## MALTA

### WORKERS POSTED TO MALTA<sup>1</sup>

**1,453**



**26th**

Malta is the twenty-sixth EU country per number of received posted workers



### WORKERS POSTED FROM MALTA<sup>2</sup>

**228**

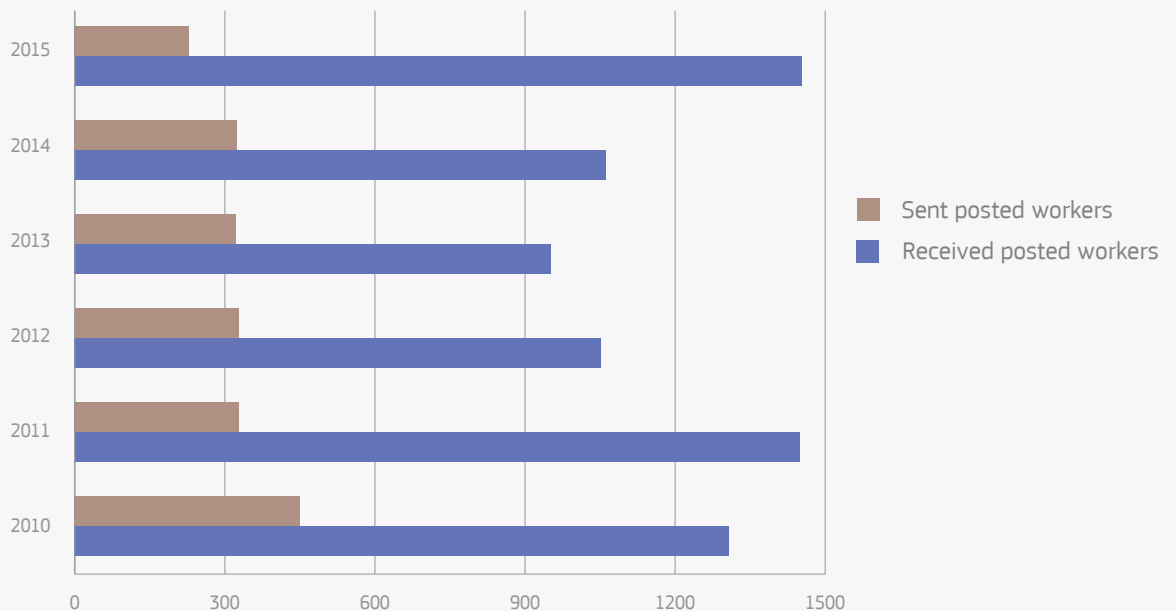


**28th**

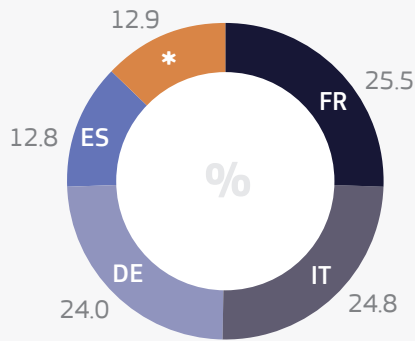
Malta is the EU country with the least number of workers posted to other Member States



### Trends on posting in Malta (2010-2015)

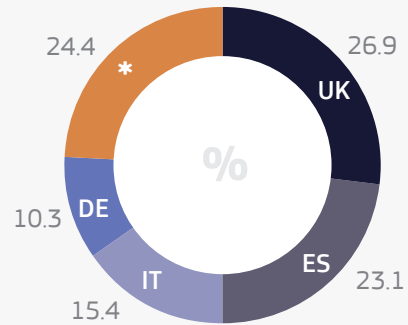


**Main countries of origin of workers posted TO Malta in 2015**



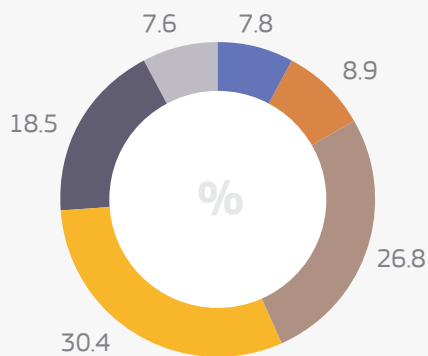
\* = others

**Main countries of destination of workers posted FROM Malta in 2015**



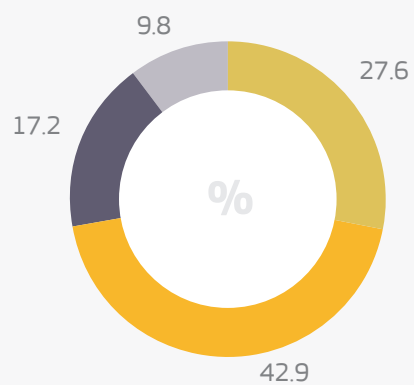
\* = others

**Main sectors of employment of workers posted TO Malta in 2015**



- Construction
- Industry
- Commerce
- Business services
- Personal services
- Other services

**Main sectors of employment of workers posted FROM Malta in 2015**



- Transport
- Business services
- Personal services
- Other services

<sup>1</sup> Data on received posted workers only include figures related to postings to single Member States

<sup>2</sup> These figures include data on workers posted to one and to multiple Member States