



European
Commission

Country factsheet: long-term unemployment in United Kingdom

Between 2005 and 2014, the long-term unemployment rate⁽¹⁾ in the United Kingdom increased from 1.0% to 2.2% after reaching its lowest at 1.4% in 2008. The 2014 long-term unemployment rate in the United Kingdom is 2.9 percentage points (ppt) lower than the EU average. During the same period (2005-2014) the very-long-term unemployment rate⁽²⁾ increased to reach 1.2% in 2014, 1.9 ppt lower the EU average.

		2005	2008	2014	2005-2014 change (ppt)
Long-term unemployment rate (in %)	United Kingdom	1.0	1.4	2.2	1.2
	EU	4.1	2.6	5.1	1.0
Very long-term unemployment rate (in %)	United Kingdom	0.5	0.7	1.2	0.7
	EU	2.4	1.5	3.1	0.7
Long-term unemployment share (in %)	United Kingdom	21.1	24.1	35.8	14.7
	EU	45.9	37.2	49.5	3.6
Very long-term unemployment share (in %)	United Kingdom	10.6	12.1	19.5	9
	EU	26.9	21.5	30.1	3.2

		2005	2008	2014	2005-2014 change (thousands)
No. of long-term unemployed people (in thousands)	United Kingdom	301.3	423.5	713.5	412.2
No. of very long-term unemployed people (in thousands)	United Kingdom	143.8	203.6	395.1	143.8

Source: Eurostat.

Support provided to the long-term unemployed

Some of the support provided to the long-term unemployed in **the United Kingdom** includes:

- Referral to the Work Programme, providing tailored support to long-term unemployed participants.
- Referral to Help to Work Programme for the very long-term unemployed, including counselling and referral to training or to public works (community work placements)
- Referral through a single point of contact to social services, training and up-skilling programmes

New EU recommendation

The EU recommendation proposes 3 steps to improve the services for long term unemployed:

1. Registration of unemployed people with an employment service;
2. Individual in-depth assessment at the latest at 18 months of unemployment;
3. Job integration agreement at the latest at 18 months of unemployment.

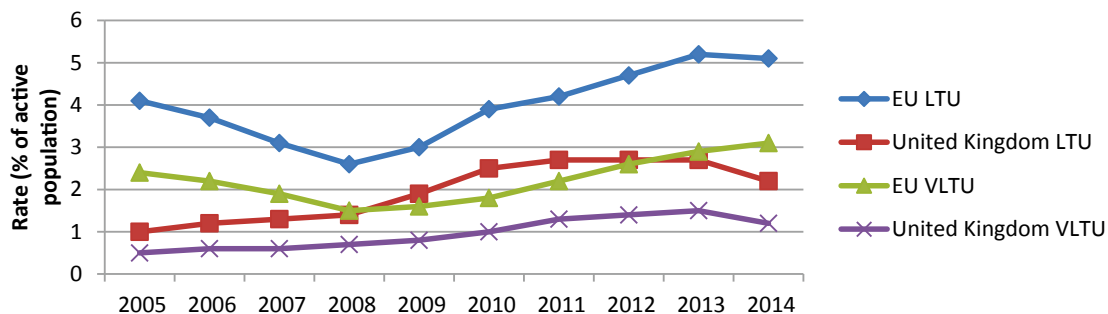
A Job integration agreement can include, depending on the existing services in each Member State: mentoring, help with the job search, further education and training, as well as support for housing, transport, child and care services or rehabilitation. It should be delivered through a single point of contact to ensure the continuity and consistency of the support.

1/ **The long-term unemployment rate** (LTU) is the share of unemployed persons since 12 months or more in the total number of active persons in the labour market. Active persons are those who are either employed or unemployed.

2/ **The very long-term unemployment rate** (VLTU) is the share of the unemployed persons since 24 months or more in the total number of active persons in the labour market.

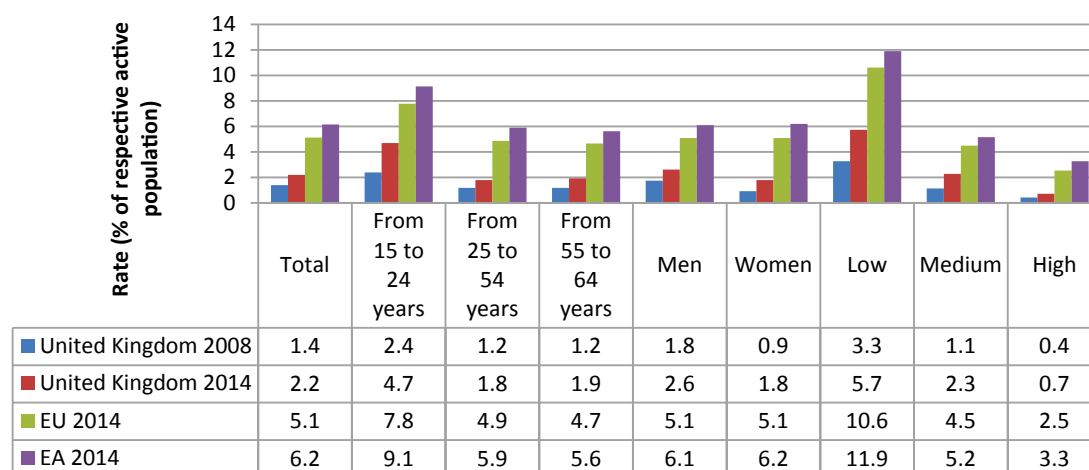
The recommendation also calls on Member States to review and adapt their policies with a view to further involve employers to bring back the long-term unemployed into the labour market, through a better cooperation with the social partners, well targeted financial incentives, and strengthened service provision.

1. Long-term and very long-term unemployment rates of the active population aged 15-74 years from 2005 to 2014 (in %)



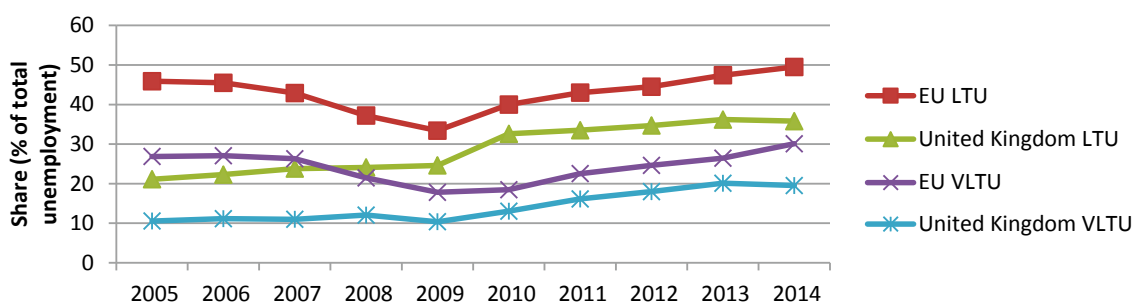
Source: Eurostat.

2. Long-term unemployment rates by age, gender and level of education⁽³⁾ in 2008 and 2014 (in %)



Source: Eurostat.

3. Share of long-term and very long-term unemployment of total unemployment of the active population aged 15-74 between 2005-2014 (in %)



Source: Eurostat.

3/ Low skilled = Less than primary, primary and lower secondary.
 Medium skilled = Upper secondary and post-secondary non-tertiary.
 High skilled = Short-cycle tertiary, bachelor or equivalent, master or equivalent and doctoral or equivalent.