



AMSTERDAM  
THE HAGUE

Rotterdam

Antwerp

BELGIUM

BRUSSELS

LUXEMBOURG

Liege

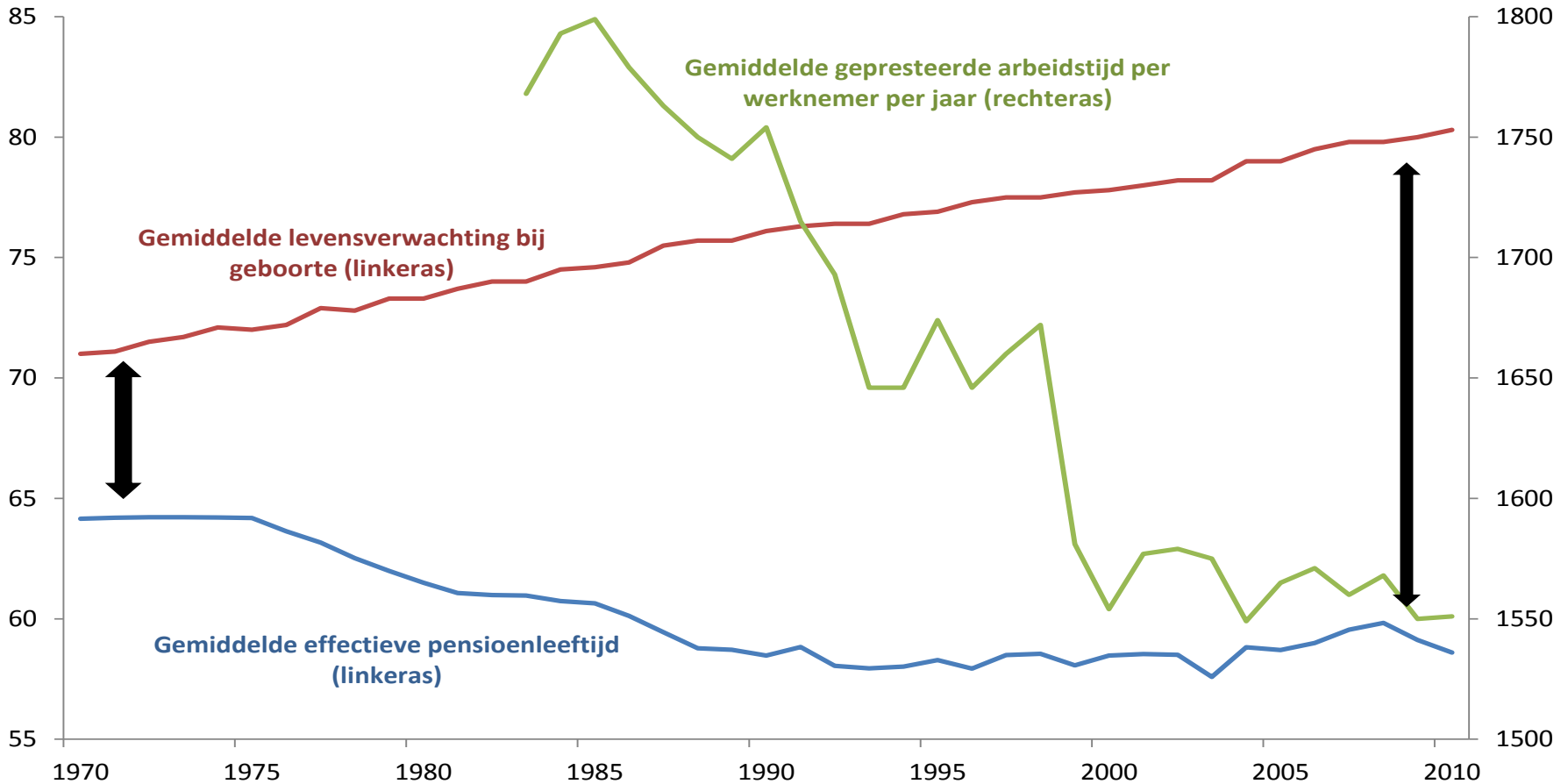
Nijmegen

Düsseldorf

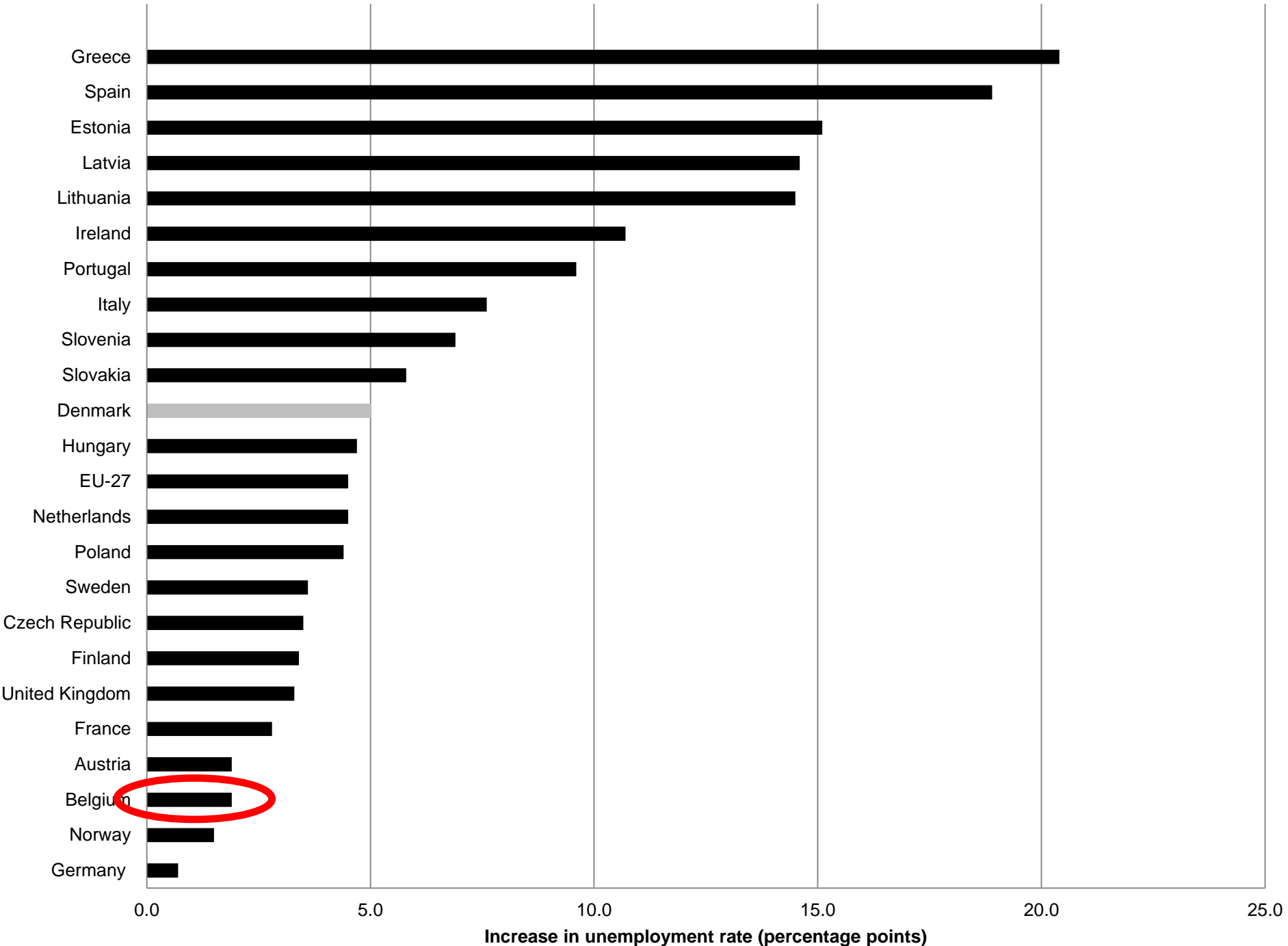
BO

# Structural diagnosis

**Pensioenleeftijd, levensverwachting en arbeidstijd**



bron: OESO



## CRISIS YEARS: “Belgian” labour market a glass half full

- ➔ Nu bubble (*yet*)
  - ➔ No “austerity” (*yet*)
  - ➔ Germany (*while it lasts*)
  - ➔ Ageing in general + public sector (*once in a lifetime*)
  - ➔ Subsidized employment (*for now*)
  - ➔ Working time reduction & temp. unemployment (*bridge*)
- ➔ Insiders and “mini-jobs” vs. outsiders and careers**



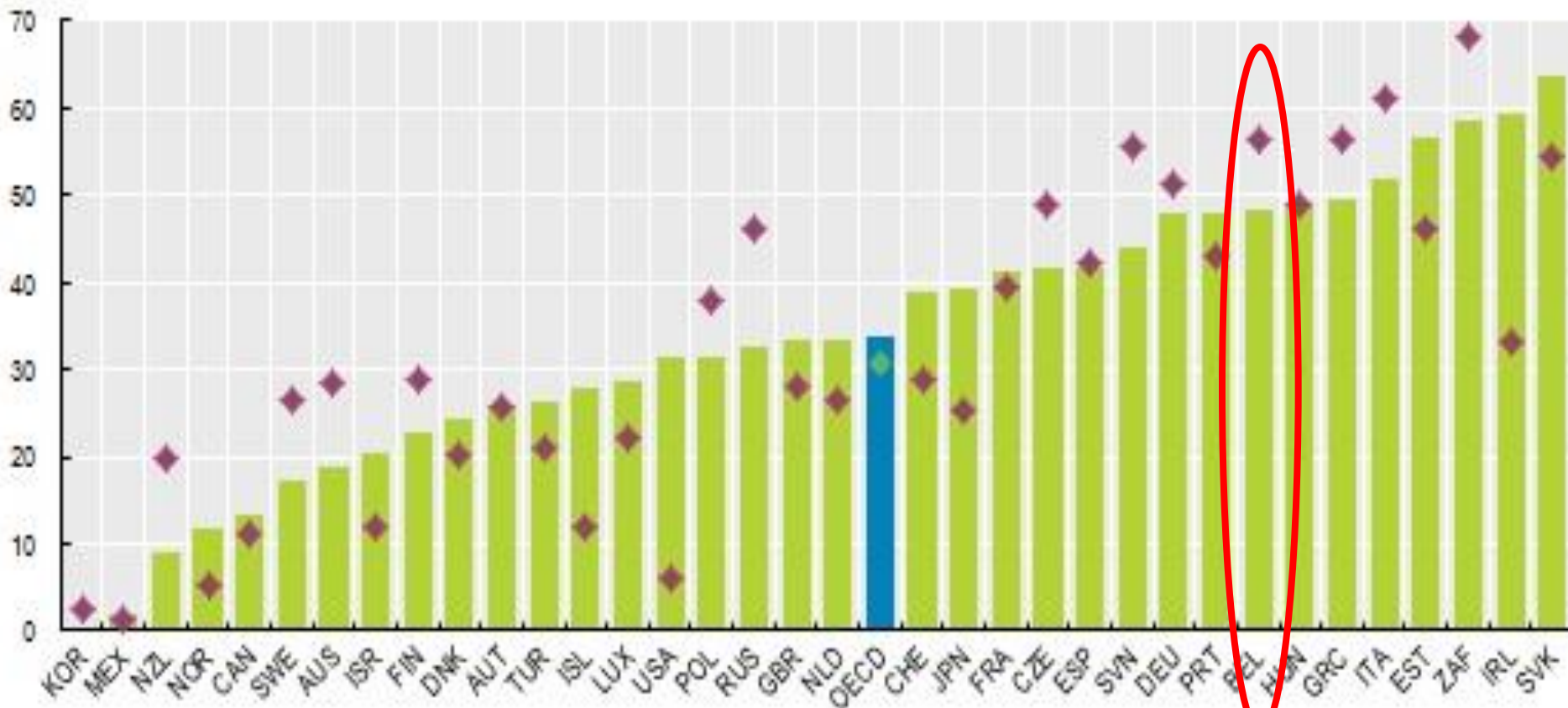
**Some progress**

***“unemployment benefits system  
(...) does not (...) guarantee more  
effective matching of labour supply  
and demand if it is not associated  
with effective job-search  
assistance and training  
opportunities”***

# % of long-term unemployment in total unemployment

■ 2011 or latest available year

◆ 2000 or first available year

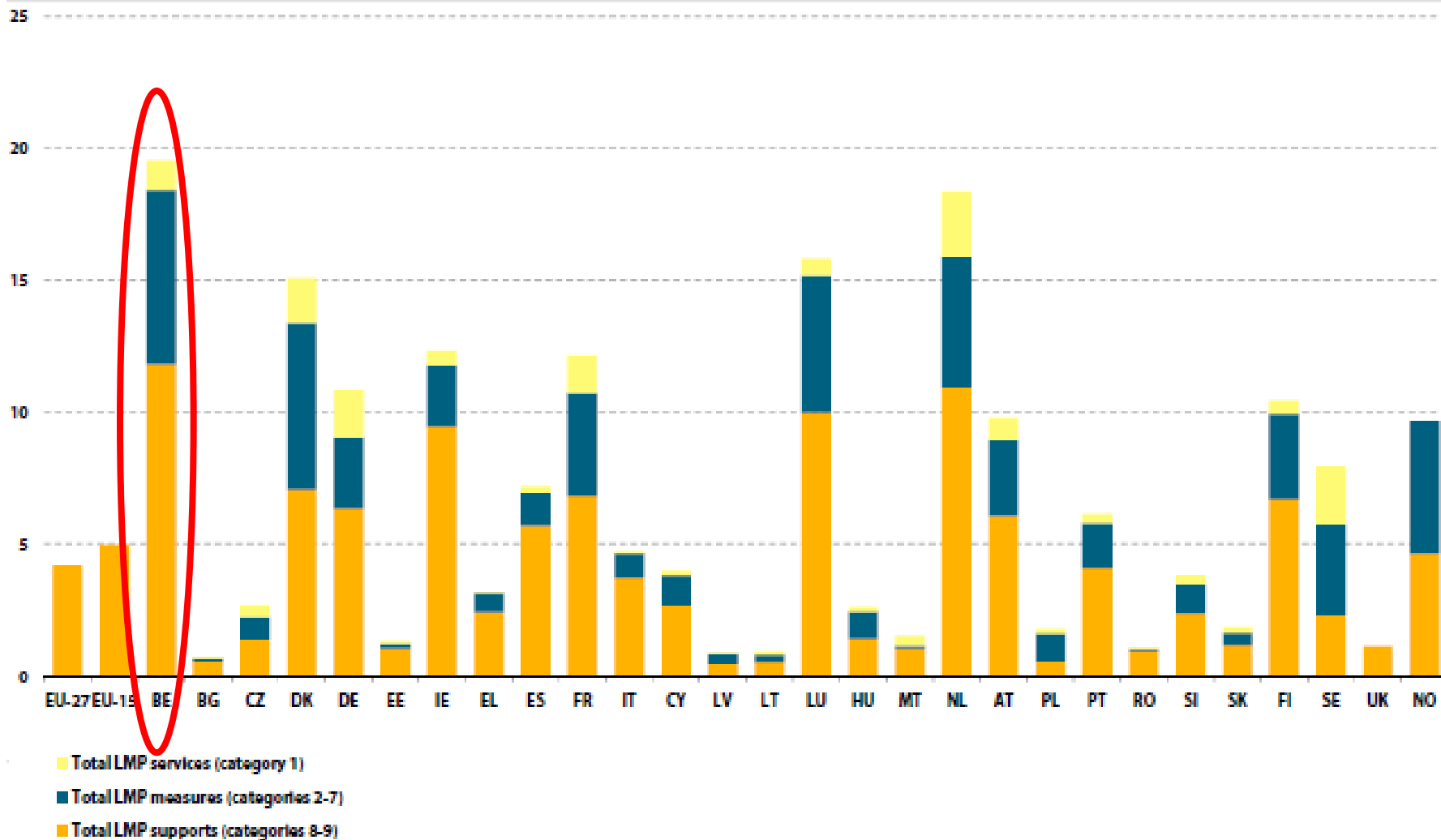




***“The interaction between the targeted reductions at the federal level and the employment support schemes implemented by the regions generates considerable complexity.”***



# Labour market expenditures



	LMP measures	Training	Job rotation and job sharing	Employment incentives	Supported employment and rehabilitation	Direct job creation	Start-up incentives
<b>EU-27</b>	100	42.6 e	0.4	23.8 e	14.4	12.1 e	6.8 e
<b>EA-17</b>	100	-	-	-	-	-	-
<b>BE</b>	100	13.5 e	-	43.5	11.6 e	31.1	0.3
BG	100	6.1	-	16.1	2.0	74.6	1.2
CZ	100	3.5	-	8.4	75.6	8.6	3.9
DK	100	25.4	0.1	16.3	58.1	-	-
DE	100	56.0 e	0.0 e	17.2 e	5.8 e	10.0 e	10.9
EE	100	88.6	-	0.6	0.2	-	10.6
IE	100	51.3	-	7.5	1.8	39.4	-
EL	100	8.0 e	-	48.4 e	-	-	43.7 e
ES	100	26.9	1.5	40.0	4.2	12.3	15.1
FR	100	49.8 e	-	13.2	10.4	21.2	5.4 e
IT	100	47.5	0.8	44.0	-	1.8	6.0
CY	100	23.6	-	68.6	7.7	-	0.1
LV	100	54.5 e	-	12.8	-	32.2	0.5
LT	100	42.0	0.6	42.7	5.1	9.6	-
LU	100	8.5	-	74.5	2.6 e	14.1 e	0.2
HU	100	13.6	-	19.4	-	65.3	1.7
MT	100	24.6	-	66.1	-	4.7 e	4.5
NL	100	16.1 e	-	20.6 e	63.4	-	-
AT	100	77.3	0.0	8.0	6.2	7.6	0.9
PL	100	57.9	-	14.0	18.4	2.4	7.3
PT	100	68.1 b	-	19.1	6.7	5.8	0.2
RO	100	8.7	-	74.6	-	16.7	0.1
SI	100	28.3	-	20.3	-	26.9	24.5
SK	100	7.7	-	20.2	17.8	9.5	44.9
FI	100	57.4	6.8	10.2	12.6 e	10.1	3.0
SE	100	9.4 e	-	55.4 e	33.4	-	1.8 e
UK	100	36.3 e	-	32.3 e	21.6 e	9.8 e	-



**Progress?**

International  
Bestseller

getting to  
**yes**

negotiating an  
agreement without  
giving in

ROGER FISHER & WILLIAM URY



**@devosmarc**