

Partnership Agreement.....	4
Create the Partnership Agreement.....	7
Record/Edit the Partnership Agreement	10
Version Information	10
Officials in Charge	12
History.....	14
Documents	14
Uploading & Sending documents	14
To Send a Non-integral document	17
Deletion of an unsent document	19
Hiding a sent document	20
Observations	21
1.1 Disparities.....	23
1.2 Ex-ante Evaluations.....	25
1.3 Thematic Objectives.....	28
1.4 Union Support	30
1.4.1 By Thematic Objective.....	30
1.4.2 YEI	32
1.4.3 Share of ESF	33
1.4.4 Technical Assistance	35
1.4.5 For Climate Change	36
1.5 Horizontal Principles	38
1.5.1 Partnership	38
1.5.2 Promotion of Equality.....	40
1.5.3 Sustainable Development	41
1.5.4 Horizontal Policy Objectives	43

1.6 List of Programmes	45
1.7 Transfer between Regions	50
1.8 Transfer from ETC	52
1.9 Transfer of TA to EC	52
1.10 Performance Reserve	54
2.1 Coordination	56
2.2 Additionally	59
2.3 Ex-ante Conditionally	60
Applicable Ex-ante Conditionalities.....	61
Criteria	62
Actions to be taken.....	64
Priority Axes.....	68
2.4 Performance Framework	69
2.5 Administrative Capacity	71
2.6 Administrative Burden	73
3.1 The arrangements	77
3.1.1 Community-led Local Development	77
3.1.2 Integrated Territorial Investments	79
3.1.3 Urban Development	82
Principles	82
Indicative Allocations	84
3.1.4 Areas for Cooperation	85
3.1.5 Poverty	87
Approach	87
Needs.....	89
3.1.6 Demographic Challenges.....	92

4.1 Electronic Data Exchange	94
Validate the Partnership Agreement	96
Send the Partnership Agreement	100
Delete the Partnership Agreement	103
Create a New Version of the Partnership Agreement	105

Partnership Agreement

PURPOSE

This document describes the actions related to Strategic Planning and Follow-Up and more specific those related to the Partnership Agreement (PA). There will be one Partnership Agreement per Member State, covering all Programmes of the European Structural and Investment Funds (ESI), except ETC.

REGULATIONS

Chapter II, articles 14 – 17 of the Common Provisions Regulation (CPR) 1303/2013 (to be confirmed upon publication).

More detail regarding the regulation of Partnership Agreement can be found in '[About SFC2014](#)' section of this portal.

ROLES

Roles involved in PA are:

MS Authority	Record PA Upload PA Consult PA Delete PA Validate PA Send PA Create New Version PA
MS Managing Authority MS Audit Authority MS Certifying Authority	Consult PA

As can be seen in the table above, the main role involved in PA creation is MS Authority. To create the PA you must have the MS Authority role with Update rights (MSAU) on the **top Member State Level node** for all funds covered.

FUNDS

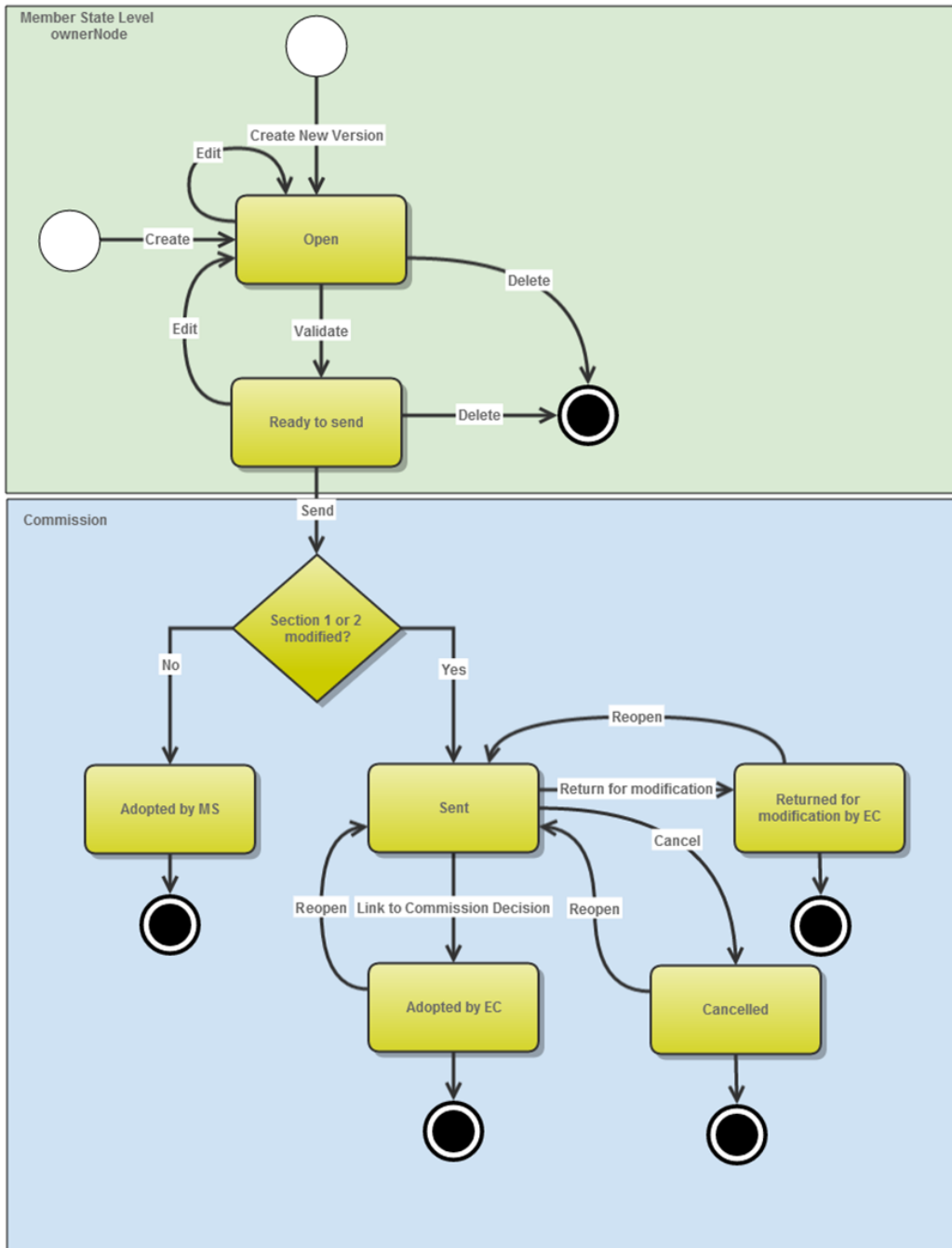
EMFF	ERDF	ERDF	CF	ESF	YEI
------	------	------	----	-----	-----

More detail **about these funds can be found** in "The SFC System" section of this portal.

WORKFLOW

This section shows the lifecycle to create and manage a Partnership Agreement. There is no modifying PA once it has been submitted. The Commission cannot change a PA – only respond.

Partnership Agreement State Diagram



Create the Partnership Agreement

REMARK	To create the PA you must have the MS Authority role with Update rights (MSAU) on the top Member State Level Node for all funds covered by the PA.
---------------	---

1. To access the Partnership Agreement go to the **STRATEGIC PLANNING** menu and select the **Partnership Agreement** link.



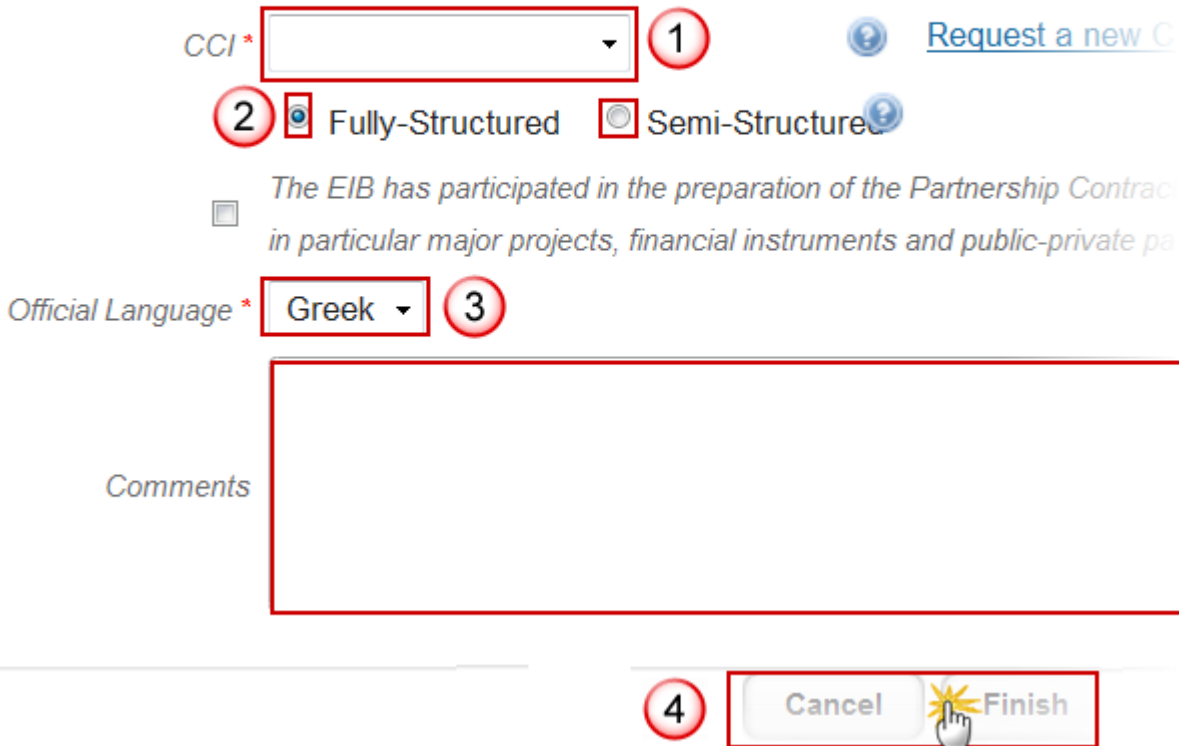
2. Click on the [Create New Partnership Agreement](#) link to create a new Partnership Agreement.



You are redirected to the Partnership Agreement Creation Wizard:

Partnership Agreement Creation Wizard

1.



CCI * 1 [Request a new C](#)

Fully-Structured Semi-Structured

The EIB has participated in the preparation of the Partnership Contract in particular major projects, financial instruments and public-private pa

Official Language * 3

Comments

4

3. Enter or select the following information:

(1) CCI Number.

The CCI list contains all allocated Partnership Agreement CCIs for the Country of the User's Node (Normally only one). If the CCI code is not in the list, the user can request a new CCI via the CCI Request form.

(2) Whether the Partnership Agreement is *Fully Structured* or *Semi-Structured*.

- When the option *Fully-Structured* (2) is chosen then all tables and text have to be filled in the fields provided by the application.
- When *Semi-Structured* has been chosen, the text parts must be provided via two document types: Official Proposal Part 1 containing Sections 1 and 2, and Official Proposal Part 2 containing Sections 3 and 4.

Editing of the rich text fields will be disabled.

REMARK	<p>The information presented in a tabular format in this template must always be introduced into the SFC in structured format to ensure the availability of basic data, a possibility for automated consistency checks with programmes and an automatic amendment of the Partnership Agreement in case of amendments to programmes under Article 30 (2) – second subparagraph. Where there are inconsistencies between the structured data and the document uploaded, the structured data will prevail.</p> <p>The other elements of the Partnership Agreement may be introduced in a completely structured format (following the structure of the template) or uploaded as a separate document into the SFC. The order of the elements outlined in the document uploaded must be consistent with the order set out in Article 15 of the CPR. Where the Member State makes use of Article 96 (8) the entire Partnership Agreement should be introduced in structured form.</p>
---------------	--

(3) The Official Language.

The language list will contain all official languages spoken in the Member State. When there is only one official language it will be automatically set.

(4) Confirm the creation of the Partnership Agreement

4. Click on **FINISH** to confirm creation. The status of the PA is '**OPEN**'.

Record/Edit the Partnership Agreement

Find all the information to complete each screen of the PA.

Below are the links to the main sections:


- [General](#)
- [1. Union Strategy](#)
- [2. Effective Implementation](#)
- [3. Integrated Approach](#)
- [4. Efficient Implementation](#)

General

This section includes the header data to identify the main characteristics of the PA.

Version Information

The Version Information contains information on the identification and status of the PA; like the CCI, Title, Fund, Version Number, Status, Current Node, etc.

1. Click on the **EDIT** button  to access the edit form to modify the information.

GENERAL

Version Information



CCI	2014GR16M8PA002	Version	1.0
	<input checked="" type="radio"/> Fully-Structured		
	<input type="radio"/> Semi-Structured		
	<input checked="" type="checkbox"/>	The EIB has participated in the preparation of the Partnership Contract, as well as in activities in particular major projects, financial instruments and public-private partnerships (Article 27.1)	
Status	Open	Current Node	Greece
EC Decision Number		EC Decision Date	
MS Decision Number		MS Decision Date	
Comments	Lorem ipsum dolor sit amet, consectetur adipiscing elit. Nunc id mi pulvinar, pretium sodales sed in elit. Phasellus vel arcu tempus, volutpat diam pretium, auctor eros. C egestas quis dui tristique, congue accumsan purus. In scelerisque erat eu interdum		

The Edit form appears:

Edit Details




CCI *	2014GR16M8PA002	1
2	<input checked="" type="radio"/> Fully-Structured	<input type="radio"/> Semi-Structured
	<input checked="" type="checkbox"/>	The EIB has participated in the preparation of the Partnership Contract, as well as in activities in particular major projects, financial instruments and public-private partnerships (Article 27.1)
Official Language *	Greek	3
MS Decision Number		
MS Decision Date		
MS Entry into Force		
4	Comments Lorem ipsum dolor sit amet, consectetur adipiscing elit. Nunc id mi pulvinar, pretium ac diam semper nisl egestas sodales sed in elit. Phasellus vel arcu tempus, volutpat Quisque viverra arcu ut ultrices pharetra. Maecenas nunc arcu, egestas quis dui tristique scelerisque erat eu interdum feugiat. Morbi id arcu mi.	
	<input type="button" value="Update"/> <input type="button" value="Cancel"/>	5

All information can be modified in Version 1.

NOTE	CCI and Fully/Semi-Structured option can only be updated in Version 1. MS Decision Number, MS Decision Date and MS Entry into Force Date are only available in versions > 1 and need to be filled in when the MS wants to create a version containing only modifications.
-------------	--





Officials in Charge

NOTE	Officials in Charge can be updated at any time, independent from the status of the Partnership Agreement.
-------------	---

- Click on the **ADD** button  to add a new official in charge.
- Select an official and click in the **EDIT** button  to modify the information of this official.
- Select an official and click on the **REMOVE** button  to delete the official in charge selected.

GENERAL

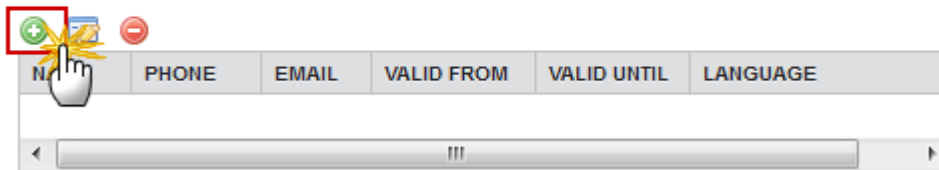
Officials in charge

  	NAME	PHONE	EMAIL	VALID FROM	VALID UP
					

1. Click on the **ADD** button  to add a new Official in Charge

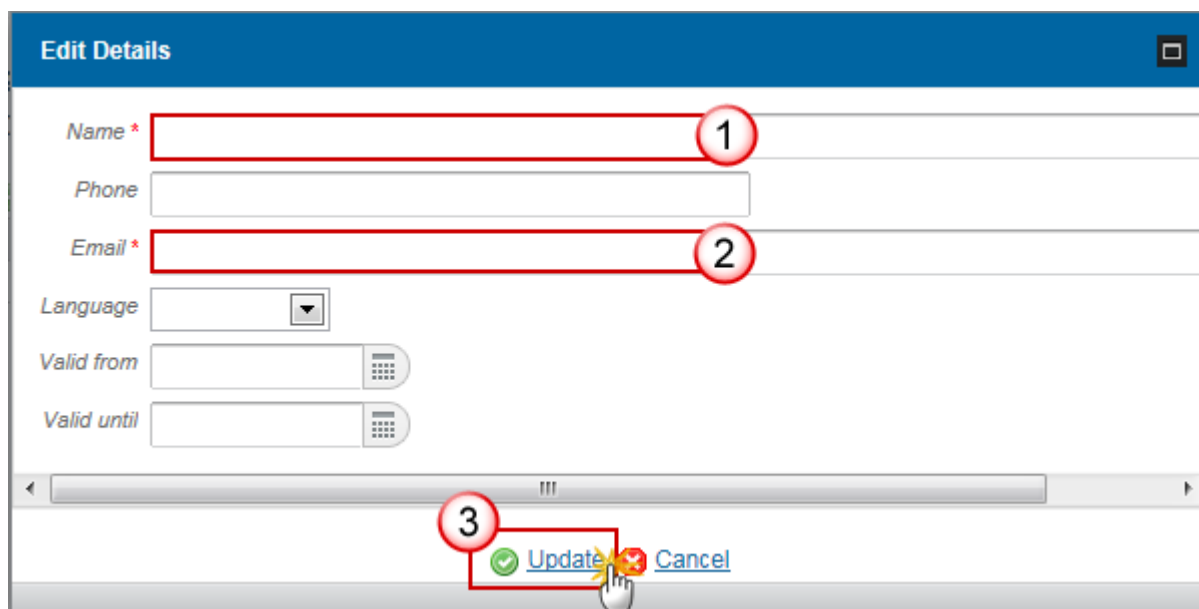
GENERAL

Officials in charge



A screenshot of a web interface showing a table with columns: NAME, PHONE, EMAIL, VALID FROM, VALID UNTIL, and LANGUAGE. A red box highlights a green plus icon in the top left corner of the table area, with a mouse cursor pointing to it.

The Edit Details pop-up window appears:



A screenshot of the 'Edit Details' pop-up window. It contains the following fields: 'Name *' (text input, circled 1), 'Phone' (text input), 'Email *' (text input, circled 2), 'Language' (dropdown menu), 'Valid from' (date picker), and 'Valid until' (date picker). At the bottom, there are 'Update' (with a green checkmark icon, circled 3) and 'Cancel' buttons. A mouse cursor is pointing to the 'Update' button.

2. Enter the following information:

- (1) Enter the *Name*.
- (2) Enter the *Email*.
- (3) Click on [Update](#) to save the information.

NOTE	Commission Officials (email domain "ec.europa.eu") can only be created/updated/deleted by Commission Users.
-------------	---

History

This section shows all the actions that ben taken on the Partnership Agreement since it was created, for example:

GENERAL

History




STATUS	ACTION	COMMENTS	BY LEVEL	DATE
Open	Edit		Greece	13/12/2013 3
Open	Create		Greece	11/12/2013 4

Documents

The Documents list shows all documents uploaded against this version of the PA by Member State and by Commission. Member State Users see all their own Documents and the sent Commission Documents. Commission Users see all their own Documents and the sent Member State Documents.

Uploading & Sending documents

Multiple documents can be uploaded in the Partnership Agreement.

- Clicking on the **ADD** button  will open a pop-up window allowing you to add a new document type with attachments.
- Selecting a document row and click on the **EDIT** button  will allow you to modify the document information. If a document of type 'Other Member State Document' must be sent, you can select the edit button in order to send the document.
- Selecting a row of a previously uploaded document and click on the **REMOVE** button  to delete the document and associated attachments.

GENERAL

Documents annexed



TITLE	DOCUMENT TYPE	DOCUMENT DATE	LOCAL REFERENCE	COMMISSION REFERENCE	FILES
-------	---------------	---------------	-----------------	----------------------	-------

The following documents will be foreseen:

Description	Non-Integral	Integral	System
Informal Proposal Part 1 (Section 1 and 2)	X		
Informal Proposal Part 2 (Section 3 and 4)	X		
Official Proposal Part 1 (Section 1 and 2)		X	
Official Proposal Part 2 (Section 3 and 4)		X	
Other Member State Document	X		
Snapshot of data before send		X	X
Acknowledgment of Receipt			X

1. Click on the **ADD** button  to add a new document.

GENERAL

Documents annexed to this partnership agreement

TITLE	DOCUMENT TYPE	DOCUMENT DATE	LOCAL REFERENCE	COMMISSION REFERENCE
-------	---------------	---------------	-----------------	----------------------

The document detail pop-up window appears:

The screenshot shows a 'Document details' window with the following elements:

- Document type ***: A dropdown menu (1).
- Title ***: A text input field (2).
- Document date ***: A date picker (3).
- Local reference**: A text input field.
- Commission reference**: A text input field.
- Attached files**: A table with columns: TITLE (5), LANGUAGE (6), FILENAME (null), and a 'Select file to upload' button (7). The table has an 'ADD' button (4) and a 'REMOVE' button.
- Buttons**: 'Update' (8), 'Update & send', and 'Cancel' at the bottom.
- Status**: 'Not yet sent' with a flag icon in the top right.

2. Enter or select the following information:


(1) Select a *Document Type*

(2) Enter a *title* for your Document

(3) Enter a *Document Date*

(4) Click on the **ADD** button  to add a new attachment

- You can add multiple attachments by clicking on the **ADD** button 

- You can remove unwanted attachments by selecting the attachment and clicking on the **REMOVE** button 

(5) Enter a *Title* for your attachment.

(6) Select the *Language* of the document.


(7) Select the *file* to upload.

(8) Click on [Update](#) to save the information or [Update & Send](#) to send the document to the Commission.

REMARK	Commission Reference N° is only enabled for Commission Users, while Local Reference is only enabled for Member State Users.
---------------	---

The pop-up window closes and the documents are uploaded.

To Send a Non-integral document

1. To send a non-integral document: once the document and attachment(s) have been uploaded select the document row in the list **(1)** and click on the **EDIT BUTTON**  **(2)**:

GENERAL
Documents annexed to this partnership agreement

TITLE	DOCUMENT TYPE	DOCUMENT DATE	LOCAL REFERENCE	COMMISSION
Official P1	Official proposal part 1 (sections 1 and 2)	13/01/14		
OMSD	Other Member State document	13/01/14		

Note: In the screenshot, a red box labeled '2' highlights the edit icon in the top left, and a red box labeled '1' highlights the 'OMSD' row in the table.

2. Click on [Update & Send](#) to send the document to the Commission.

Document details



Document type * Other Member State Document

Not yet sent

Title * OMSD

Document date * 28/04/15

Local reference

Commission reference

Attached files

	TITLE	LANGUAGE	FILENAME	
<input type="checkbox"/>	OMSD	English	report.doc	Select file to upload

[Update](#) [Update & send](#) [Cancel](#)

NOTE The [Update & Send](#) link will only be shown for documents which are not integral part of the Object and after at least one attachment was added.

If more than one file are uploaded from the same document table, when clicking the [Update & Send](#) link, will send all the files and not only the one(s) for which the check-box has been ticked.

Document details

Document type * Other Member State Document Not yet sent

Title * OMSD

Document date * 31/08/15

Local reference

Commission reference

When clicking the [Update & Send](#) link, will send all the files, even the one(s) for which the check-box has not been ticked.

Attached files

TITLE	LANGUAGE	FILENAME	
<input checked="" type="checkbox"/> OMSD	English	report.doc	Select file to upload
<input type="checkbox"/> Document	English	report.doc	Select file to upload

Update Update & send Cancel

REMARK


Non-integral documents (ie. 'Other Member State Document') can be sent at any time independently of the status of the Partnership Agreement.

The 'Other Member State Document' type demands a manual submission (they are NOT sent automatically within the Programme). The other document types, integral documents, are automatically sent - together with the encoded data – when the Programme is submitted to the EC.

You can find in our Portal the types of documents that can be uploaded and sent by the Member State.

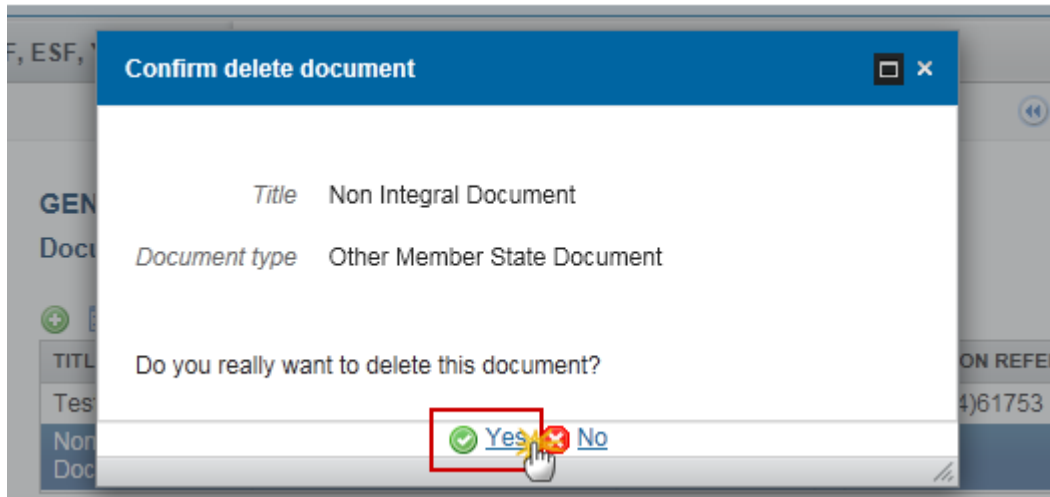
A document is only visible to the Commission when the **Sent Date** is visible.

Deletion of an unsent document

1. Select a row **(1)** of a previously uploaded document and click on the **REMOVE** button  **(2)** to delete the document and associated attachments.

TITLE	DOCUMENT TYPE	DOCUMENT DATE	LOCAL	COMMISSION	FILES	SENT DATE	SENT
OMSD	Other Member State document	13/01/14			1	14/01/14	w005
Official P1	Official proposal part 1 (sections 1 and 2)	1/14			1		


A confirmation window appears:

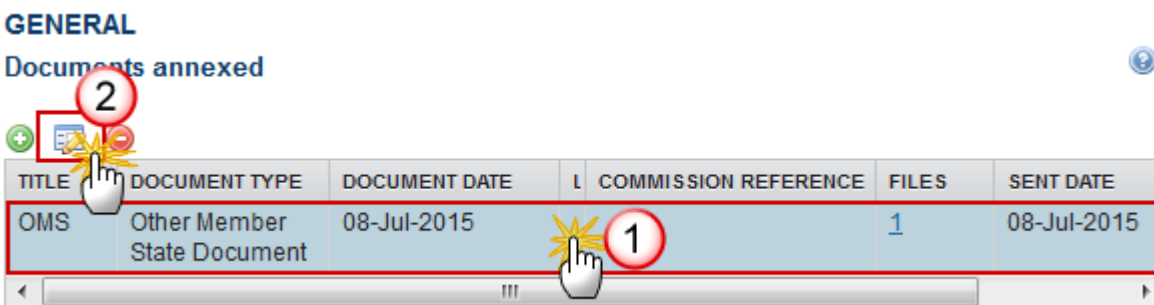


2. Click on [Yes](#) to confirm deletion. Click on [No](#) to return to the Partnership Agreement document.

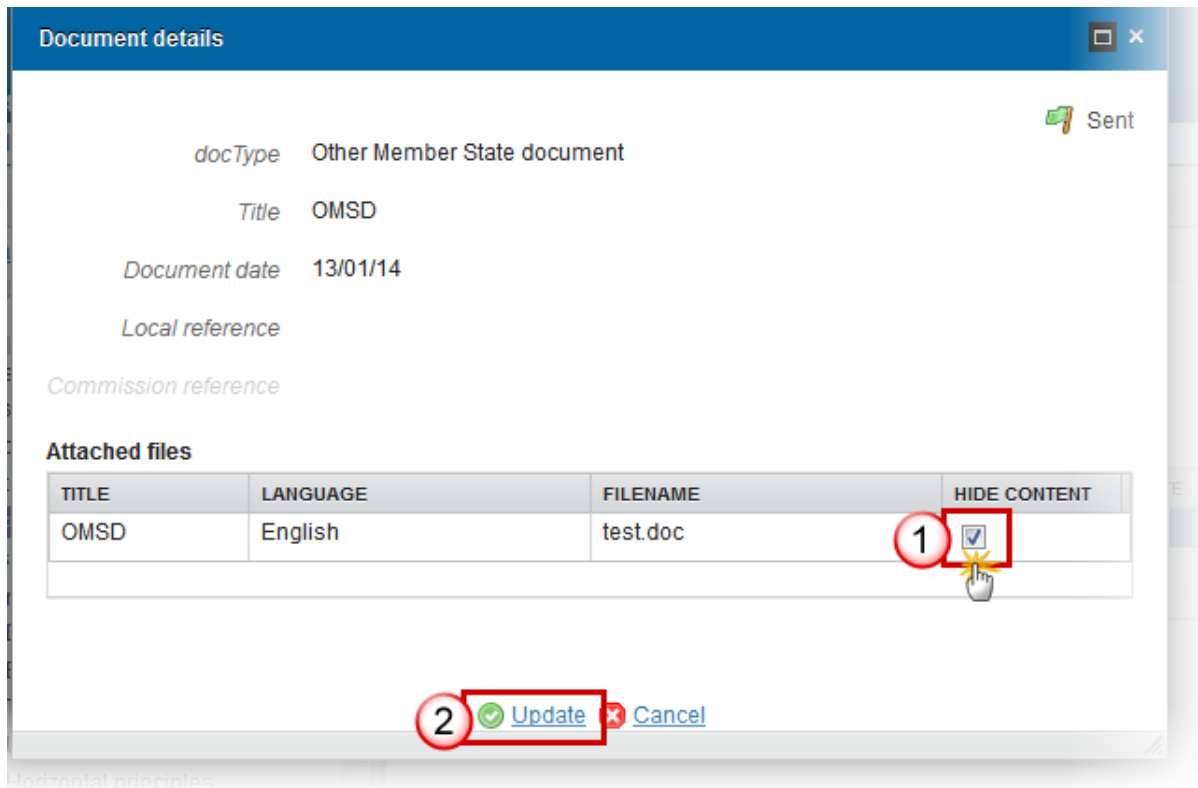
Hiding a sent document

NOTE	Sent Documents can never be deleted, but the sender can decide to hide the content for the receivers in case of an erroneous and/or accidental send.
-------------	--

1. Select a row (1) of a previously sent document and click on the **EDIT** button  (2) to hide the document and associated attachments.



The Document Details window appears:



2. Select the 'HIDE CONTENT' option (1) and click on [Update](#) (2) to hide the Partnership Agreement document.


Observations

This section is used to provide any relevant information to the Partnership Agreement. It can be used as a type of 'chat' between the Member State and Commission.

GENERAL

Observations

1



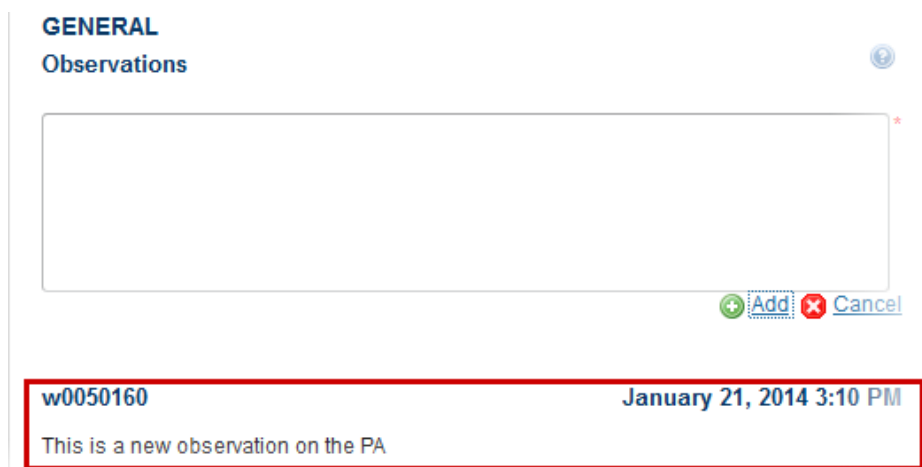
A screenshot of a web interface showing a large empty text input field for observations. Below the field is a button bar with a green plus icon, the text 'Add', a red minus icon, and the text 'Cancel'. A red circle with the number '2' highlights the 'Add' button, and a hand cursor is shown clicking it.

(1) Enter an observation.

All users who have Read and Observation permission on the PA will be able to send an Observation and participate in the conversation.

(2) Click on [Add](#) to save the information.

All Observations are kept against the specific version of the PA.



A screenshot of the Observations section showing a saved observation. The observation text is 'This is a new observation on the PA', the username is 'w0050160', and the date and time are 'January 21, 2014 3:10 PM'. A red box highlights the entire observation entry.

The Observation is added below the Observations box and includes the username and date and time of the post.

1. Union Strategy

Arrangements to ensure alignment with the union strategy of smart, sustainable and inclusive growth as well as the fund specific missions pursuant to their treaty-based objectives, including economic, social and territorial cohesion (Article 15(1) (A) CPR).

1.1 Disparities

GUIDELINES

This section should outline the main development needs and growth potentials of the Member State which can be addressed by the European Structural and Investment Funds (ESI Funds) as basis for identification of the main funding priorities for the ESI Funds.

"Funding priorities" are understood as broad priorities for the use of ESI Funds that correspond to the main development needs and potentials and are presented in a national context, therefore translating broad EU priorities into the national setting.

This section should also take into account the analysis presented in the Commission services country position paper and the ensuing dialogue with the Commission services.

1) The identification of main development needs should be based on the analysis of:

- The relevant country-specific Council recommendations ex Art. 121(2) TFEU and Art. 148(4) TFEU;*
- Distance to the national Europe 2020 targets and targets linked to legislative requirements;*
- The National Reform Programme with reference to the main development needs identified at national level;*
- Strategic guiding principles provided in the Common Strategic Framework (Annex I of the CPR);*
- Experience from the period 2007-2013 and the state of achievement of objectives set out for programmes supported under this programming period, as appropriate;*
- Other national, regional, macro-regional and sea-basin strategies which are relevant to the Member State's NRP and to thematic objectives;*
- Other studies and evaluations (in addition to the ex-ante evaluation) that may have been undertaken, including fund-specific studies and evaluations.*

2) Where appropriate, this section should identify the need to transfer funds between categories of regions based on Article 93 of the CPR and between goals based on Article 94 of the CPR and provide an overview of the circumstances which justify this transfer.


3) Where appropriate, this section should identify the need to allocate funds under the YEI to young persons residing in sub-regions which experience high youth unemployment levels and which are outside the eligible NUTS 2 regions, and provide a justification.

The analysis presented in this section should in addition to the analysis of sectorial challenges, also:

- Provide an analysis of the relevant territorial imbalances, development needs and bottlenecks, in particular where this is necessary to follow-up relevant country-specific Council recommendations and reach the national Europe 2020 targets;
- Where applicable, take into account the specific challenges of the outermost regions, regions which suffer from severe and permanent natural or demographic handicaps such as the northernmost regions with very low population density, and island, cross-border and mountain regions;
- Address the specific development needs and growth potentials of urban, rural and coastal as well as maritime areas and include an analysis of the growth potential of the "blue economy", where relevant.
- Consider cross-sectorial, cross-jurisdictional or cross-border coordination challenges, particularly in the context of macro-regional and sea-basin strategies.

'*' This section may also contain the elements of operational programmes for the ERDF, ESF and Cohesion Fund set out in Article 96 (2) (a) of the CPR

QUICK GUIDES

1. Click on the **EDIT** button  to access on the edit form to modify the information.

1. ARRANGEMENTS TO ENSURE ALIGNMENT WITH THE UNION STRATEGY OF SMART, THE FUND SPECIFIC MISSIONS PURSUANT TO THEIR TREATY-BASED OBJECTIVES, INCLUDING COHESION (ARTICLE 15(1) (A) CPR)

1.1 An analysis of disparities, development needs, and growth potentials with reference to the taking account of the National Reform Programme, where appropriate, and relevant country Article 121(2) TFEU and relevant Council recommendations adopted in accordance with Article



Lorem ipsum dolor sit amet, consectetur adipiscing elit. Nunc id mi pulvinar, pretium est a, vestibulum



egestas sodales sed in elit. Phasellus vel arcu tempus, volutpat diam pretium, auctor eros. Quisque
Maecenas nunc arcu, egestas quis dui tristique, congue accumsan purus. In scelerisque erat eu
Proin lacinia nisl eu neque congue, et volutpat tellus tincidunt. Vestibulum id orci mi. Vestibulum
Ut at ultrices lorem. Phasellus ac rutrum ligula, ac fringilla dolor. Donec vehicula blandit orci, sed
habitant morbi tristique senectus et netus et malesuada fames ac turpis egestas. Duis posuere,
diam fermentum mauris, in scelerisque felis libero non urna. Suspendisse turpis lectus, fringilla in
pharetra ante nec volutpat bibendum. Integer commodo purus ut lorem euismod pretium. Phasellus
Donec sodales felis non lorem egestas posuere. Sed auctor sagittis semper.

Nulla non aliquet risus, id semper turpis. Integer id turpis varius, luctus risus vitae, volutpat arcu. In
euismod. Nam id enim in elit feugiat tincidunt ut in metus. Quisque bibendum urna eget nunc vari
Nam accumsan mi cursus leo lobortis feugiat. Nam convallis, augue sed tristique posuere, libero
tortor arcu sit amet sem.]

body p



(1) Enter and edit the text in the text box provided. There is no text limit.

(2) Press the  [Update](#) link to save and add the information or  [Cancel](#) link to abort the action.

1.2 Ex-ante Evaluations

GUIDELINES

This section should include a synthetic overview of the main conclusions of the ex-ante evaluations of programmes, summarising and drawing conclusions at national level. Where Member States have carried out a specific ex-ante evaluation of the Partnership Agreement at its own initiative this section should outline its main findings.

The overview should focus on the issues which are relevant for the Partnership Agreement, and should not go into detail on issues which pertain mainly to individual programmes.

In order to simplify the presentation of the main conclusions of the ex-ante evaluations in particular in Member States with a large number of programmes, these conclusions may be presented in general terms outlining the number of cases where ex-ante evaluators provided a

particular type of recommendation e.g. "The ex-ante evaluators generally concluded that the selection of thematic objectives has been consistent with the main development needs of the Member State/regions. Only in 1 programme out of 12 (programme x) did they consider it necessary to focus on fewer thematic objectives to achieve a greater focus on research and innovation. This proposal was subsequently introduced in programme x". However, the overview provided must cover all ESI Funds, even when a Member State has only one programme for a particular Fund.


This section should provide an overview of the recommendations of the ex-ante evaluations on:

- a. the contribution to the Union strategy for smart, sustainable and inclusive growth. It should outline the assessment of the ex-ante evaluators on the appropriateness of the thematic objectives and funding priorities, indicate whether the evaluators recommended a focus on different thematic objectives and outline the follow-up of such recommendation;*
- b. the internal coherence of the programmes and their relation to other relevant EU and national instruments;*
- c. whether the financial allocation is consistent with the objectives set out in programmes, and allows the achievement of the results sought by the Member State;*
- d. the consistency of the selected thematic objectives and main results with the CPR (including the Common Strategic Framework), the Partnership Agreement and the relevant country-specific Council recommendations under Article 121(2) TFEU, and where appropriate at national level, the National Reform Programme. It should highlight any instances where the ex-ante evaluation has found that the thematic objectives and the main results chosen are not consistent with these Council recommendations.*

There may be limitations to the extent to which the results from the ex-ante evaluation of individual programmes can be generalised at the national level, because the ex-ante evaluations focus on individual programmes.

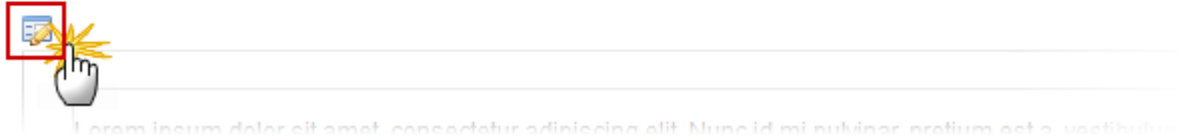
'' This section may also contain the elements of operational programmes for the ERDF, ESF and Cohesion Fund set out in Article 96 (2) (a) of the CPR.*

QUICK GUIDES

- 1.** Click on the **EDIT** button  to access on the edit form to modify the information.

1. ARRANGEMENTS TO ENSURE ALIGNMENT WITH THE UNION STRATEGY OF SMART, THE FUND SPECIFIC MISSIONS PURSUANT TO THEIR TREATY-BASED OBJECTIVES, IN COHESION (ARTICLE 15(1) (A) CPR)

1.2 A summary of the ex-ante evaluations of the programmes or key findings of the ex-ante latter evaluation is undertaken by the Member State at its own initiative





Edit Details

A screenshot of a rich text editor interface. The top toolbar contains buttons for Bold (B), Italic (I), Bulleted List, Numbered List, Indent, and Outdent, followed by a dropdown menu set to "Normal". A red circle with the number "1" is placed over the text area. The text area contains placeholder text: "egestas sodales sed in elit. Phasellus vel arcu tempus, volutpat diam pretium, auctor eros. Quisque Maecenas nunc arcu, egestas quis dui tristique, congue accumsan purus. In scelerisque erat eu Proin lacinia nisl eu neque congue, et volutpat tellus tincidunt. Vestibulum id orci mi. Vestibulum Ut at ultrices lorem. Phasellus ac rutrum ligula, ac fringilla dolor. Donec vehicula blandit orci, sed habitant morbi tristique senectus et netus et malesuada fames ac turpis egestas. Duis posuere, diam fermentum mauris, in scelerisque felis libero non urna. Suspendisse turpis lectus, fringilla in pharetra ante nec volutpat bibendum. Integer commodo purus ut lorem euismod pretium. Phasellus Donec sodales felis non lorem egestas posuere. Sed auctor sagittis semper. Nulla non aliquet risus, id semper turpis. Integer id turpis varius, luctus risus vitae, volutpat arcu. euismod. Nam id enim in elit feugiat tincidunt ut in metus. Quisque bibendum urna eget nunc vari Nam accumsan mi cursus leo lobortis feugiat. Nam convallis, augue sed tristique posuere, libero tortor arcu sit amet sem." A red rectangular box surrounds the entire text area. At the bottom left of the text area, the text "body p" is visible.



(1) Enter and edit the text in the text box provided. There is no text limit.

(2) Press the  [Update](#) link to save and add the information or  [Cancel](#) link to abort the action.

1.3 Thematic Objectives

GUIDELINES

This section should set out the thematic objectives selected and a summary of the main results expected for each of the ESI Funds and thematic objectives. In particular it should:

1) Set out the thematic objectives selected and explain why they have been chosen on the basis of development needs and funding priorities.

The thematic objectives chosen should be consistent with the thematic concentration requirements set out in the CPR and the Fund-specific rules, and ensure appropriate focus and critical mass of interventions.

2) Outline, by thematic objective, the main results sought for each of the ESI Funds and the Youth Employment Initiative (YEI), especially in relation to the Europe 2020 objectives and to the relevant country specific Council recommendations. "Main results" refers to the main changes that the Member State seeks to achieve under each of the thematic objectives. The changes may be expressed in qualitative or quantitative terms indicating e.g. the general direction and the magnitude of change. More than one Fund can contribute to an achievement of a result, but the contribution of each Fund to that result should nevertheless be outlined summarising the intervention logic presented in programmes.

The use of indicators set out in individual programmes to outline the main results sought is not obligatory. Where appropriate, (aggregate) targets based on target levels of indicators used in programmes can be used to provide a more detailed understanding of the results sought, however these should clearly relate to the main results sought for each Fund, not to individual priorities and actions. Excessive duplication of indicator data included in programmes should be avoided, given that programmes will set out detailed information on indicators and only few of these may be suitable to express the main strategic changes sought by the Member State through the use of all of the ESI Funds.

In order to facilitate the completion of this section and of the table under section 1.4 setting out financial allocations by Fund and by thematic objective the links between thematic objectives and the Union priorities for rural development have been set out in the annex to this guidance.

'' This section may also contain the elements of operational programmes for the ERDF, ESF and Cohesion Fund set out in Article 96 (2) (a) of the CPR. Where this is the case, qualitative information on relevant elements (justification of the financial allocation to the thematic objectives and, where relevant, investment priorities under the respective operational programmes) will be set out in the text under this section and Table 1 of the model for operational programmes under cohesion policy (justification for the selection of thematic objectives and investment priorities) will be part of this section of the Partnership Agreement.*

QUICK GUIDES

1. Click on the **EDIT** button  to access on the edit form to modify the information.

1. ARRANGEMENTS TO ENSURE ALIGNMENT WITH THE UNION STRATEGY OF SMART, THE FUND SPECIFIC MISSIONS PURSUANT TO THEIR TREATY-BASED OBJECTIVES, IN COHESION (ARTICLE 15(1) (A) CPR)

1.3 Selected thematic objectives, and for each of the selected thematic objectives a summary



Edit Details

B I [List Bulleted] [List Numbered] [List Indented] [List Indented] Normal **1**

egestas sodales sed in elit. Phasellus vel arcu tempus, volutpat diam pretium, auctor eros. Quis, Maecenas nunc arcu, egestas quis dui tristique, congue accumsan purus. In scelerisque erat eu Proin lacinia nisl eu neque congue, et volutpat tellus tincidunt. Vestibulum id orci mi. Vestibulum Ut at ultrices lorem. Phasellus ac rutrum ligula, ac fringilla dolor. Donec vehicula blandit orci, sed habitant morbi tristique senectus et netus et malesuada fames ac turpis egestas. Duis posuere, diam fermentum mauris, in scelerisque felis libero non urna. Suspendisse turpis lectus, fringilla in pharetra ante nec volutpat bibendum. Integer commodo purus ut lorem euismod pretium. Phasellus Donec sodales felis non lorem egestas posuere. Sed auctor sagittis semper.

Nulla non aliquet risus, id semper turpis. Integer id turpis varius, luctus risus vitae, volutpat arcu. euismod. Nam id enim in elit feugiat tincidunt ut in metus. Quisque bibendum urna eget nunc vari Nam accumsan mi cursus leo lobortis feugiat. Nam convallis, augue sed tristique posuere, libero tortor arcu sit amet sem.]

body p

Update Cancel **2**

(1) Enter and edit the text in the text box provided. There is no text limit.

(2) Click on the Update link to save and add the information or Cancel link to abort the action.

1.4 Union Support

GUIDELINES

This table is generated automatically by SFC based on the allocation between thematic objectives available in financial tables of programmes already encoded in SFC. The table can be adjusted manually, including in cases where the data for all programmes is not available in the SFC by the time of submission of the Partnership Agreement.

The information presented in the Partnership Agreement will be updated (where necessary) at the submission of the last programme to maintain consistency between the Partnership Agreement and programmes.

The financial allocation set out must comply with the thematic concentration requirements set out in the CPR and in Fund-specific Regulations and ensure appropriate focus and critical mass of interventions, taking into account the total allocation available.

Note: for the presentation of information on the EAFRD in the table above, please refer to the annex to this guidance showing the links between thematic objectives and the Union priorities for rural development.


1.4.1 By Thematic Objective

1. Click on the **EDIT** button  to update the fund amounts.

1. ARRANGEMENTS TO ENSURE ALIGNMENT WITH THE UNION STRATEGY OF SMART THE FUND SPECIFIC MISSIONS PURSUANT TO THEIR TREATY-BASED OBJECTIVES, IN COHESION (ARTICLE 15(1) (A) CPR)


1.4 The indicative allocation of support by the Union by thematic objective at national level amount of support envisaged for climate change objectives

1.4.1 Table: The indicative allocation of support by the Union by thematic objective at national level for each performance reserve).



	ERD ▼	ESF	CF	EAFRD	EMFF	TOTAL	
01. Strengthening research, technological development and innovation	10	10	10	10	10	50	
02. Enhancing access to, and use and quality of, information and communication technologies	10	10	10	10	10	50	
03. Enhancing the competitiveness of small and medium-sized enterprises, the agricultural sector (for the EAFRD) and the	10	10	10	10	10	50	


NOTE	All records are created by the Creation Wizard. The totals are calculated by the system.
-------------	---

1. The Union Support by Thematic Objective can be updated at any time with the consolidated data from the already encoded Programmes in SFC2014, listed in Section 1.6, by clicking the **IMPORT** button .

Import data from Programmes already encoded in SFC2014 ☐ ×

You are going to overwrite this amount with the consolidated amount from the already encoded Programmes listed in section 1.6!

Do you really want to import data from Programmes listed in 1.6?

✔ [Yes](#) ✘ [No](#) 

2. Click on [Yes](#) to confirm. Click on [No](#) to return to the display.

1.4.2 YEI

GUIDELINES

This figure is generated automatically by SFC based on tables available for programmes already encoded in SFC. The figure can be adjusted manually, including in cases where the data for all programmes is not available in the SFC by the time of submission of the Partnership Agreement.

The information presented in the Partnership Agreement will be updated (where necessary) at the submission of the last programme to maintain consistency between the Partnership Agreement and programmes.

The information provided in this section has to make use of the methodology based on categories of intervention or priorities/focus areas/measures set out in the implementing act under Article 8 CPR.

NB: This figure does not necessarily correspond to the amounts allocated to thematic objectives no 4 " Supporting the shift towards a low-carbon economy in all sectors " and no 5 "Promoting climate change adaptation, risk prevention and management", as set out in the table under point 1.4, as they are calculated using a specific methodology established by the Commission based on Article 8 of the CPR and may, inter alia, include expenditure linked to other thematic objectives.


QUICK GUIDES

1. Click on the **EDIT** button  to update the values.

COHESION (ARTICLE 15(1) (A) CPR)

1.4 The indicative allocation of support by the Union by thematic objective at national level amount of support envisaged for climate change objectives

1.4.2 Information on the Youth Employment Initiative, which is programmed under thematic objective 8 "Promoting labour mobility"





YEI specific allocation	
ESF matching funding	



The (€) boxes become editable **(1)** and the [Update](#) and [Cancel](#) links appear:

THE FUND OF ECONOMIC INVESTMENT SUPPORT TO THEIR RESEARCH AND DEVELOPMENT, AND COHESION (ARTICLE 15(1) (A) CPR)

1.4 The indicative allocation of support by the Union by thematic objective at national level and amount of support envisaged for climate change objectives

1.4.2 Information on the Youth Employment Initiative, which is programmed under thematic objective 8 "Promoting labour mobility"

 Update  Cancel	(EUR)
YEI specific allocation	<input type="text"/>
ESF matching funding	<input type="text"/>


- Press the  [Update](#) link to save and add the information or  [Cancel](#) link to abort the action (2).

1.4.3 Share of ESF

- Click on the **EDIT** button  to update the % allocation.

1.4 The indicative allocation of support by the Union by thematic objective of each of the ESI Funds, as well as the total indicative amount of support envisaged for climate change objectives

1.4.3 The share of ESF of Structural Funds (ERDF and ESF) (Art. 92(3) and Article 108)



		%
Share of ESF in the Structural Funds (ESF and ERDF) resources for the operational programmes for the Convergence and Regional competitiveness and employment objectives in the 2007-2013 programming period		

The (%) boxes become editable (1) and the [Update](#) and [Cancel](#) links appear:

1.4 The indicative allocation of support by the Union by thematic objective of each of the ESI Funds, as well as the total indicative amount of support for each change objectives

1.4.3 The share of ESF of Structural Funds (ERDF and ESF) (Art. 92(3) and Annex 1)

 	%
Share of ESF in the Structural Funds (ESF and ERDF) resources for the operational programmes for the Convergence and Regional competitiveness and employment objectives in the 2007-2013 programming period 1	<input data-bbox="1089 562 1300 625" type="text"/>
ESF minimum share in the Member State	<input data-bbox="1089 779 1300 835" type="text"/>


2. Press the  [Update](#) link to save and add the information or  [Cancel](#) link to abort the action **(2)**.

NOTE	The Share is calculated by the system.
-------------	--

1.4.4 Technical Assistance

1. Click on the **EDIT** button  to update the values.


1.4.4 Information on the allocation to technical assistance, by category of region





FUND	CATEGORY OF REGION	ALLOCATION	SHARE OF TEC
ESF	Less developed	0	0.00%
ESF	Transition	0	0.00%
ESF	More developed	0	0.00%
ERDF	Less developed	0	0.00%

2. The (€) boxes become editable **(1)** and the [Update](#) and [Cancel](#) links appear:

1.4.4 Information on the allocation to technical assistance, by category of region



FUND	CATEGORY OF REGION	ALLOCATION TO TECHNICAL	SHARE OF
ESF	Less developed	<input type="text" value="0.00"/>	0.00%
ESF	Transition	<input type="text" value="0.00"/>	0.00%
ESF	More developed	<input type="text" value="0.00"/>	0.00%

3. Press the  [Update](#) link **(2)** to save and add the information or  [Cancel](#) link **(2)** to abort the action.


NOTE	The Share is calculated by the system.
-------------	--

1.4.5 For Climate Change

1. Click on the **EDIT** button  to update the values.

1.4 The indicative allocation of support by the Union by thematic of each of the ESI Funds, as well as the total indicative amount of sup change objectives

1.4.5 Total indicative amount of EU support for climate change objectives (EUR)



0.00

2. The boxes become editable **(1)** and the [Update](#) and [Cancel](#) links appear:



1.4 The indicative allocation of support by the Union by thematic of each of the ESI Funds, as well as the total indicative amount of su change objectives


1.4.5 Total indicative amount of EU support for climate change objectives (EUR)



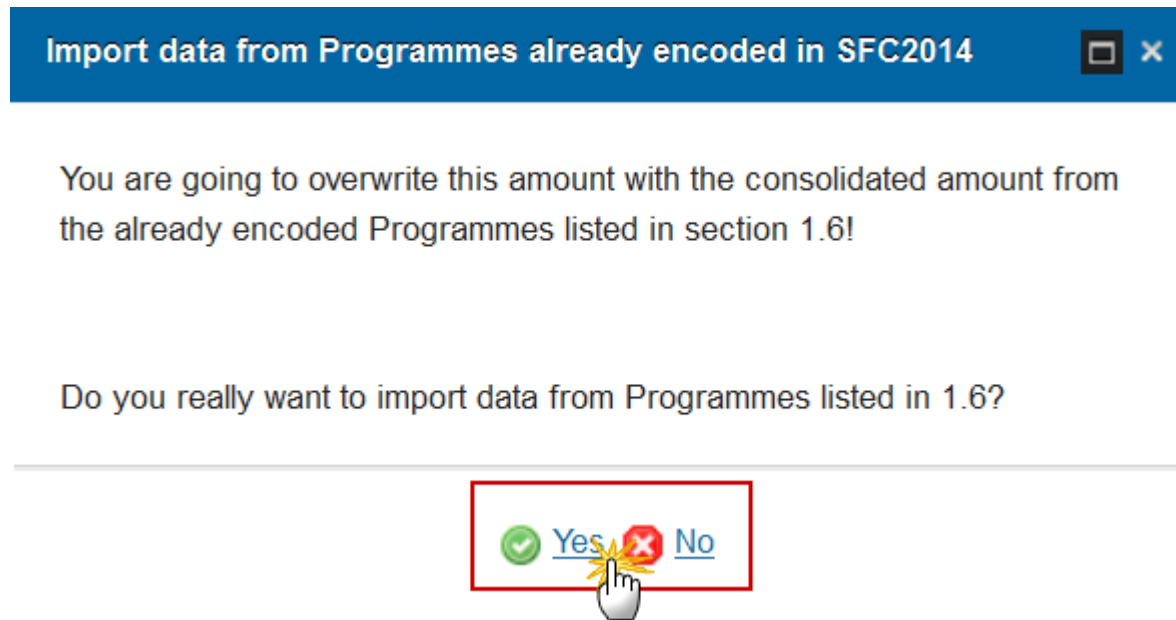
[Update](#) [Cancel](#) **(2)**

(1)

3. Click on the  [Update](#) link to save and add the information or  [Cancel](#) link to abort the action **(2)**.

1. The Union Support for Climate Change can be updated at any time with the consolidated data from the already encoded Programmes in SFC2014, listed in Section 1.6, by clicking the **IMPORT** button  **(1)**.

The Import Pop-up appears:



2. Click on [Yes](#) to confirm. Click on [No](#) to return to the display.

1.5 Horizontal Principles

The application of the horizontal principles referred to in Articles 5, 7 and 8 of the CPR and policy objectives for the implementation of the ESI Funds (Article 15 (1) (a) (v) CPR)

1.5.1 Partnership

GUIDELINES


1) A summary of the preparation of the Partnership Agreement, with a specific focus on partnership, including: authority which has coordinated the preparation of the Partnership Agreement and the public institutions directly involved (for example, the ministries directly concerned by the ESI Funds).

A description of the key stages of the preparation process and the involvement of the relevant partners referred to in Art. 5 CPR. This description should include:

- how partners have been selected;*
- the list of the partners involved (annexed);*
- the actions taken to facilitate a wide involvement and an active participation of the partners, including in terms of accessibility;*
- the main added value of the partnership in the preparation of the Partnership Agreement, e.g. instances where the strategic choices have been significantly influenced by partners;*
- the main results of the consultation with partners, including significant concerns, comments and recommendations raised by multiple partners.*

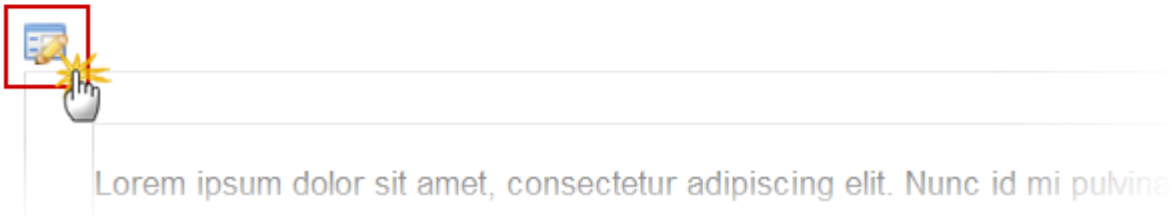
2) A description of the role of the selected partners in the preparation of the progress report as defined in Article 52 CPR.

QUICK GUIDES

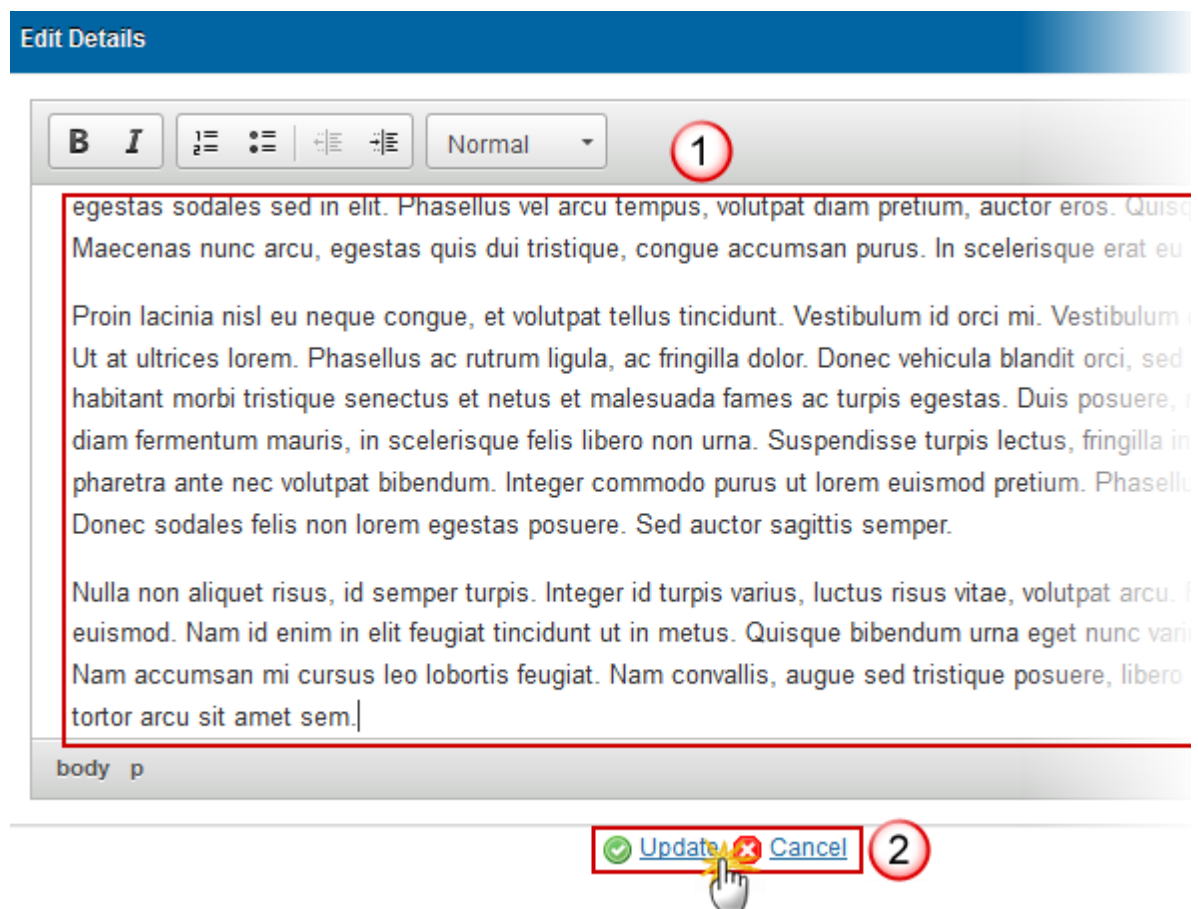
1. Click on the **EDIT** button  to access the edit form to modify the information.



1.5 The application of the horizontal principles referred to in Article 5 CPR and policy objectives for the implementation of the ESI Funds

1.5.1 Arrangements for the partnership principle (with reference to Article 5 CPR) including an indicative list of the partners referred to in Article 5 CPR and a summary of how to involve them in accordance with Article 5 CPR and of their role in the preparatory Agreement and the progress report referred to in Article 52 CPR



2. The boxes become editable (1) and the [Update](#) and [Cancel](#) links appear:




3. Click on the  [Update](#) link to save and add the information or  [Cancel](#) link to abort the action (2).

1.5.2 Promotion of Equality

GUIDELINES

An overview of the general approach to ensure (a) the promotion of equality between men and women, (b) non-discrimination and (c) accessibility in the implementation of the ESI Funds, including a description of any general arrangements at national or regional level to ensure the promotion and monitoring of these principles in different types of programme.

QUICK GUIDES

1. Click on the **EDIT** button  to access the edit form to modify the information.

1.5 The application of the horizontal principles referred to in Article 7 of CPR) policy objectives for the implementation of the ESI Funds

1.5.2 Promotion of equality between men and women, non-discrimination and accessibility (Article 7 of CPR)



Lorem ipsum dolor sit amet, consectetur adipiscing elit. Nunc id mi pulvinar

The boxes become editable (1) and the [Update](#) and [Cancel](#) links appear:



egestas sodales sed in elit. Phasellus vel arcu tempus, volutpat diam pretium, auctor eros. Quisque
Maecenas nunc arcu, egestas quis dui tristique, congue accumsan purus. In scelerisque erat eu

Proin lacinia nisl eu neque congue, et volutpat tellus tincidunt. Vestibulum id orci mi. Vestibulum
Ut at ultrices lorem. Phasellus ac rutrum ligula, ac fringilla dolor. Donec vehicula blandit orci, sed
habitant morbi tristique senectus et netus et malesuada fames ac turpis egestas. Duis posuere,
diam fermentum mauris, in scelerisque felis libero non urna. Suspendisse turpis lectus, fringilla in
pharetra ante nec volutpat bibendum. Integer commodo purus ut lorem euismod pretium. Phasellus
Donec sodales felis non lorem egestas posuere. Sed auctor sagittis semper.

Nulla non aliquet risus, id semper turpis. Integer id turpis varius, luctus risus vitae, volutpat arcu. In
euismod. Nam id enim in elit feugiat tincidunt ut in metus. Quisque bibendum urna eget nunc vari
Nam accumsan mi cursus leo lobortis feugiat. Nam convallis, augue sed tristique posuere, libero
tortor arcu sit amet sem.]

body p



2. Click on the  [Update](#) link to save and add the information or  [Cancel](#) link to abort the action (2).

1.5.3 Sustainable Development

GUIDELINES


An overview of:

- *how the "polluter pays" principle will be implemented;*
- *any relevant national or other arrangements cutting across several or all programmes to ensure that the requirements of Article 8 CPR are respected in regard to:*
 - *environmental protection requirements;*
 - *resource efficiency;*
 - *climate change mitigation and adaptation;*

- *biodiversity and ecosystem protection;*
- *disaster resilience;*
- *risk prevention and management.*

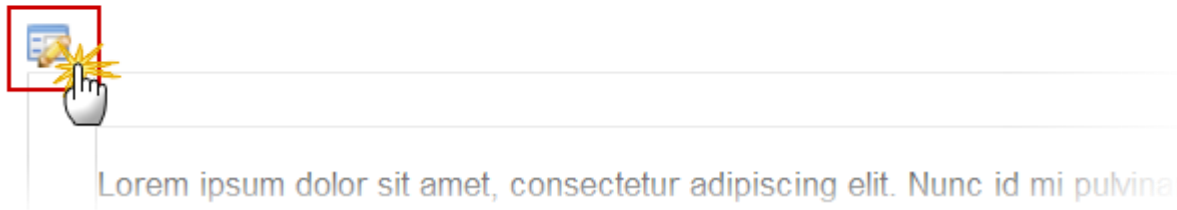
Other relevant measures should be highlighted, where applicable (e.g. application of green public procurement).

QUICK GUIDES

1. Click on the **EDIT** button  to access the edit form to modify the information.

1.5 The application of the horizontal principles referred to in Article 8 of the Regulation on policy objectives for the implementation of the ESI Funds

1.5.3 Sustainable development (with reference to Article 8 of CPR)



2. The boxes become editable **(1)** and the [Update](#) and [Cancel](#) links appear:



egestas sodales sed in elit. Phasellus vel arcu tempus, volutpat diam pretium, auctor eros. Quisque
Maecenas nunc arcu, egestas quis dui tristique, congue accumsan purus. In scelerisque erat eu

Proin lacinia nisl eu neque congue, et volutpat tellus tincidunt. Vestibulum id orci mi. Vestibulum
Ut at ultrices lorem. Phasellus ac rutrum ligula, ac fringilla dolor. Donec vehicula blandit orci, sed
habitant morbi tristique senectus et netus et malesuada fames ac turpis egestas. Duis posuere,
diam fermentum mauris, in scelerisque felis libero non urna. Suspendisse turpis lectus, fringilla in
pharetra ante nec volutpat bibendum. Integer commodo purus ut lorem euismod pretium. Phasellus
Donec sodales felis non lorem egestas posuere. Sed auctor sagittis semper.

Nulla non aliquet risus, id semper turpis. Integer id turpis varius, luctus risus vitae, volutpat arcu. f
euismod. Nam id enim in elit feugiat tincidunt ut in metus. Quisque bibendum urna eget nunc vari
Nam accumsan mi cursus leo lobortis feugiat. Nam convallis, augue sed tristique posuere, libero
tortor arcu sit amet sem.]

body p



3. Click on the  [Update](#) link to save and add the information or  [Cancel](#) link to abort the action (2).


1.5.4 Horizontal Policy Objectives

GUIDELINES

The aim of this section is to set out any horizontal policy objectives that are relevant for one or more programmes and one or more ESI Funds. Some of these horizontal policy objectives may be specific to a Member State.

It should provide an overview of any additional horizontal policy objectives as set out in the CSF, such as demographic change, which will be pursued and explain how this will be done, including a description of arrangements to ensure mainstreaming, where relevant.

QUICK GUIDES

1. Click on the **EDIT** button  to access the edit form to modify the information.

1.5 The application of the horizontal principles referred to in Article policy objectives for the implementation of the ESI Funds

1.5.4 Horizontal policy objectives



Lorem ipsum dolor sit amet, consectetur adipiscing elit. Nunc id mi pulvinar

2. The boxes become editable **(1)** and the [Update](#) and [Cancel](#) links appear:



egestas sodales sed in elit. Phasellus vel arcu tempus, volutpat diam pretium, auctor eros. Quisque
Maecenas nunc arcu, egestas quis dui tristique, congue accumsan purus. In scelerisque erat eu

Proin lacinia nisl eu neque congue, et volutpat tellus tincidunt. Vestibulum id orci mi. Vestibulum
Ut at ultrices lorem. Phasellus ac rutrum ligula, ac fringilla dolor. Donec vehicula blandit orci, sed
habitant morbi tristique senectus et netus et malesuada fames ac turpis egestas. Duis posuere,
diam fermentum mauris, in scelerisque felis libero non urna. Suspendisse turpis lectus, fringilla in
pharetra ante nec volutpat bibendum. Integer commodo purus ut lorem euismod pretium. Phasellus
Donec sodales felis non lorem egestas posuere. Sed auctor sagittis semper.

Nulla non aliquet risus, id semper turpis. Integer id turpis varius, luctus risus vitae, volutpat arcu. In
euismod. Nam id enim in elit feugiat tincidunt ut in metus. Quisque bibendum urna eget nunc vari
Nam accumsan mi cursus leo lobortis feugiat. Nam convallis, augue sed tristique posuere, libero
tortor arcu sit amet sem.]

body p



- Click on the  [Update](#) link to save and add the information or  [Cancel](#) link to abort the action (2).




1.6 List of Programmes


GUIDELINES

The table is generated automatically by the SFC based on the information in financial tables of programmes already encoded in SFC. The table can be adjusted manually, including in cases where the data for all programmes is not available in the SFC by the time of the submission of the Partnership Agreement.

The information presented in the Partnership Agreement will be updated (where necessary) at the submission of the last programme to maintain consistency between the Partnership Agreement and programmes.

QUICK GUIDES

- Click on the **ADD** button  to manually add a Programme Fund record.
- Click on the **EDIT** button  to access the edit form to modify the information.
- Click on the **DELETE** button  to remove a Programme Fund record.

REMARK	If after initial creation of the Partnership Agreement, additional Programmes have been added in SFC2014, the IMPORT button  will allow importing Programme data into this table.
---------------	---

1.6 The list of the programmes under the ERDF, the ESF and the YE except those under the European territorial cooperation goal, and of the EAFRD and the EMFF , with the respective indicative allocation "year" (total Union support, including the performance reserve)

PROGRAMME	ESI FUND	TOTAL	2014	2015	2016
2014GR06RDRP001	EAFRD	0	0	0	0
2014GR06RDRP002	EAFRD	0	0	0	0
2014GR06RDRP003	EAFRD	0	0	0	0

1. Click on the **ADD** button  to manually add a Programme Fund record.

Add a Programme

CCI *

1

Do you really want to add this Programme?



- (1) Select the CCI number from the drop-down list.
- (2) Click on [Yes](#) to confirm. Click on [No](#) to return to the display.

REMARK

The list of Programmes will contain all allocated Programme CCI numbers for the ESI Funds for the Member State (except ETC Programmes).

NOTE

The system will automatically create records for all the Funds covered by the Programme.



1. Select a record (1) and click on the **EDIT** button  (2) to access the edit form to modify the information.

PROGRAMME	ESI FUND	TOTAL	2014	2015
2014AT16MAOP001	YEI	0.00	0.00	0.00
2014AT16MAOP001	CF	0.00	0.00	0.00
2014AT16MAOP001	ERDF	0.00	0.00	0.00
2014AT16MAOP001	ESF	0.00	0.00	0.00
Total		0.00	0.00	0.00

The Table becomes editable:

PROGRAMME	ESI FUND	TOTAL	2014	2015	2016
2014GR06RDRP001	EAFRD	0	0.00	0.00	0.00
2014GR06RDRP002	EAFRD	0.00	0.00	0.00	0.00
2014GR06RDRP003	EAFRD	0.00	0.00	0.00	0.00

(1) Modify the values in the table as required.

(2) Click on the  [Update](#) link to save and add the information or  [Cancel](#) link to abort the action.

NOTE	The Share is calculated by the system.
-------------	--

1. Select a record (1) and click on the **DELETE** button  (2) to remove a Programme Fund record.

PROGRAMME	ESI FUND	TOTAL	2014	2015
2014AT16MAOP001	YEI	0.00	0.00	0.00
2014AT16MAOP001	CF	0.00	0.00	0.00
2014AT16MAOP001	ERDF	0.00	0.00	0.00
2014AT16MAOP001	ESF	0.00	0.00	0.00
Total		0.00	0.00	0.00

The system will ask you to confirm the delete action:

Delete a Programme - Fund 

CCI 2014GR06RDRP001


Fund EAFRD


Do you really want to delete this Programme - Fund?

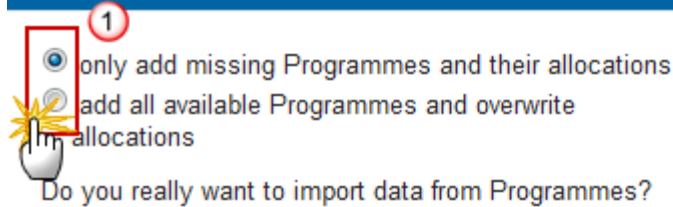


2. Click on [Yes](#) to confirm. Click on [No](#) to return to the display.

The **IMPORT** button:

1. Click on the **IMPORT** button  to import Programme data into this table.

Import data from Programmes already encoded in SFC2014 



- (1) Select the option to add only missing Programmes and their allocations or all Programmes and overwrite allocations.

- (2) Click on [Yes](#) to confirm. Click on [No](#) to return to the display.



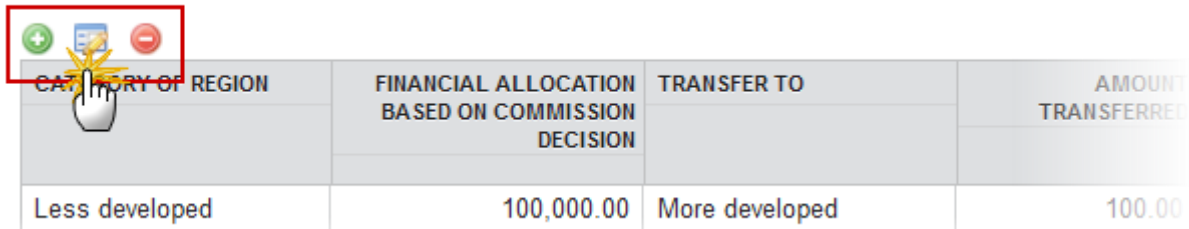
REMARK	The user will be able to choose between importing only missing Programmes and their allocations or importing all Programmes available in SFC2014, overwriting the
---------------	---

already encoded allocations.

1.7 Transfer between Regions

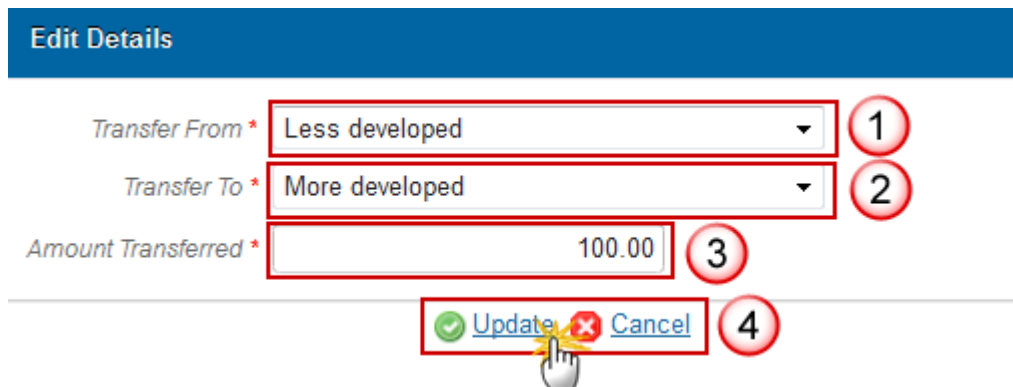
1. Click on the **ADD** button  to add a transfer.

1.7 Request for transfer of Structural Funds' allocations between categories of region





CATEGORY OF REGION	FINANCIAL ALLOCATION BASED ON COMMISSION DECISION	TRANSFER TO	AMOUNT TRANSFERRED
Less developed	100,000.00	More developed	100.00

The Edit Details screen is displayed:





Edit Details



Transfer From * Less developed  **1**


Transfer To * More developed  **2**

Amount Transferred * 100.00 **3**


 [Update](#)  [Cancel](#) **4**

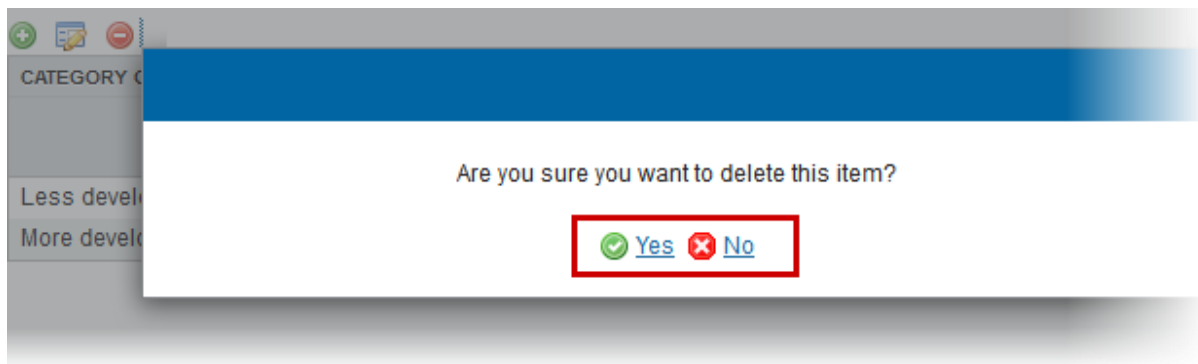
(1) (2) (3) Select/Enter the required information.

(4) Click on the  [Update](#) link to save and add the information or  [Cancel](#) link to abort the action.

1. To Edit a record select the record **(1)** and click on the **EDIT** button  **(2)** to access on the edit form to modify the information.

CATEGORY OF REGION	FINANCIAL ALLOCATION BASED ON COMMISSION DECISION	TRANSFER TO	AMOUNT TRANSFERRED	PERC O
Less developed	TBD	Less developed	100.00	
More developed	TBD	Less developed	100.00	

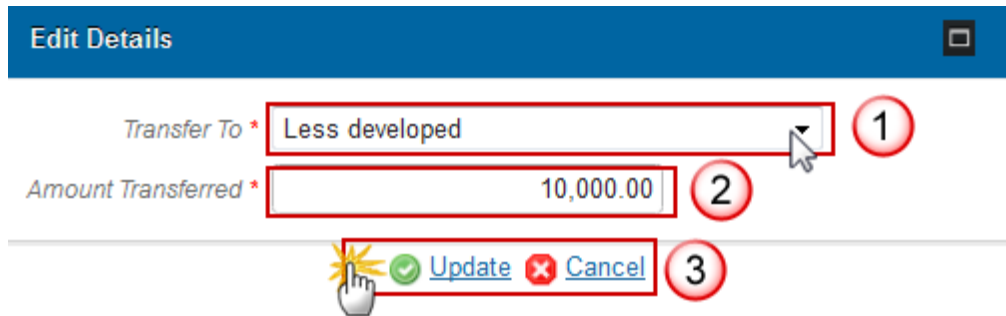
1. To Delete a record select the record and click the on **DELETE** button  to remove a specific transfer.





2. Click on [Yes](#) to confirm. Click on [No](#) to return to the display.



1.8 Transfer from ETC

1. Click on the **ADD** button  to add a transfer.



- (1) (2) (3) Select/Enter the required information.

- (4) Click on the  [Update](#) link to save and add the information or  [Cancel](#) link to abort the action.

1. To Edit a record select the record and click on the **EDIT** button  to access on the edit form to modify the information.
2. To Delete a record select the record and click the on **DELETE** button  to remove a specific transfer.


NOTE	Currently only used by Denmark.
-------------	---------------------------------

1.9 Transfer of TA to EC

1. Click on the **ADD** button  to add a transfer.

SOCIAL AND TERRITORIAL COHESION (ARTICLE 15(1) (A) CPR)

1.9 Request for a transfer of technical assistance to the European Commission, wh





FUND	CATEGORY OF REGION	2014	2015	2016



The Edit Details screen is displayed:

The screenshot shows the 'Edit Details' screen with the following elements:

- Fund ***: A dropdown menu with 'ESF' selected, highlighted by a red box and circled with '1'.
- Category of Region ***: A dropdown menu with 'Less developed' selected, highlighted by a red box and circled with '2'.
- Years (2014-2020)**: A series of input fields for each year, with the 2014-2017 fields highlighted by a red box and circled with '3'.
- Buttons**: 'Update' and 'Cancel' buttons at the bottom, with a hand cursor pointing to the 'Update' button, highlighted by a red box and circled with '4'.

(1) (2) (3) Select/Enter the required information.

(4) Click on the  [Update](#) link to save and add the information or  [Cancel](#) link to abort the action.

1. To Edit a record select the record and click on the **EDIT** button  to access on the edit form to modify the information.
2. To Delete a record select the record and click the on **DELETE** button  to remove a specific transfer.

NOTE	Currently only used by Greece.
-------------	--------------------------------

1.10 Performance Reserve


GUIDELINES

The resources for the Youth Employment Initiative are excluded from the calculation and the application of the performance reserve. For the remaining Funds, the amounts excluded for the purpose of calculating the performance reserve and the allocation related to the performance reserve are set out in the table below.

QUICK GUIDES

1. Select the record and click on the **EDIT** button  to access on the edit form to modify the information.

1.10 Information on the allocation related to the performance reserve, broken down and on the amounts excluded for the purpose of calculating the performance reserve

 **2**

FUND	CATEGORY OF REGION	TOTAL UNION SUPPORT (€)(2)	MATCHING ESF SUPPORT TO YEI (€)(1)
ESF	Less developed	0.00	0.00
ESF	Transition	0.00	0.00
ESF	More developed	0.00	0.00
TOTAL ESF		0.00	0.00
ERDF	Less developed	0.00	0.00

1

The Edit Details screen is displayed:



Fund ESF


Category of Region Less developed

Total Union Support (EUR)

Matching ESF support to YEI (EUR)



CAP Transfers (EUR)

1



2

(1) Enter the information.

(2) Click on the  [Update](#) link to save and add the information or  [Cancel](#) link to abort the action.

2. Effective Implementation

Arrangements to ensure the effective implementation of ESI funds (Article 15(1) (B) CPR).

2.1 Coordination

GUIDELINES

1) Description of the arrangements to ensure coordination between ESI Funds and with other Union and relevant national funding instruments, which includes:

(a) Identification of areas of intervention where the ESI Funds will be used in a complementary manner;

(b) arrangements and structures to coordinate to support the complementary use of the ESI Funds and avoid duplication, including joint Monitoring Committees, common monitoring and evaluation arrangements etc.;

(c) mechanisms to help applicants and beneficiaries use the funds in a complementary way such as joint eGovernance solutions, "one stop shops" e.g. for advice on the opportunities of support available through each of the ESI Funds etc.;

(d) Outlining coordination mechanisms set up at national and regional levels between the bodies responsible for the implementation of national and regional programmes, in particular under the cohesion policy's Investment for Growth and Jobs Goal, and those responsible for the implementation of the programmes under the European Territorial Cooperation (ETC) goal. Where appropriate, outlining coordination mechanisms to ensure complementarity with actions implemented in the context of macro-regional and sea-basin strategies.

2) A description of the arrangements for coordination of the ESI Funds with other Union and national funding instruments and the EIB:

(a) Identifying complementarities and synergies with other Union and national instruments incl. instances where the ESI Funds and support from other instruments will be used in a complementary manner e.g. for the EAFRD, how Member States will manage interventions under the CAP's 1st and 2nd pillars to maximize synergies.

(b) Outlining the mechanisms and structures to coordinate interventions, to promote complementarities and avoid duplication of effort.

(c) Outlining any arrangements allowing for complementarities at the level of operations including possibilities for complementary support from multiple funding sources within one operation.

While the number of EU instruments is limited, the number of national funds/instruments may be substantial, and it is likely that not all of them can be covered by an analysis of complementarities. The analysis should therefore identify the areas where national instruments are essential to achieve the main results set out for the Funds or where the ESI Funds are critical to complement the use of national funds.

In highly regionalised or federal Member States, this section should provide an overview of general arrangements or principles of how coordination and complementarity will be achieved (at national and/or regional level). A region by region presentation of coordination mechanisms should be avoided, where possible.

**' This section may also contain the elements of operational programmes for the ERDF, ESF and Cohesion Fund set out in Article 96 (6) (a) of the CPR.*

QUICK GUIDES

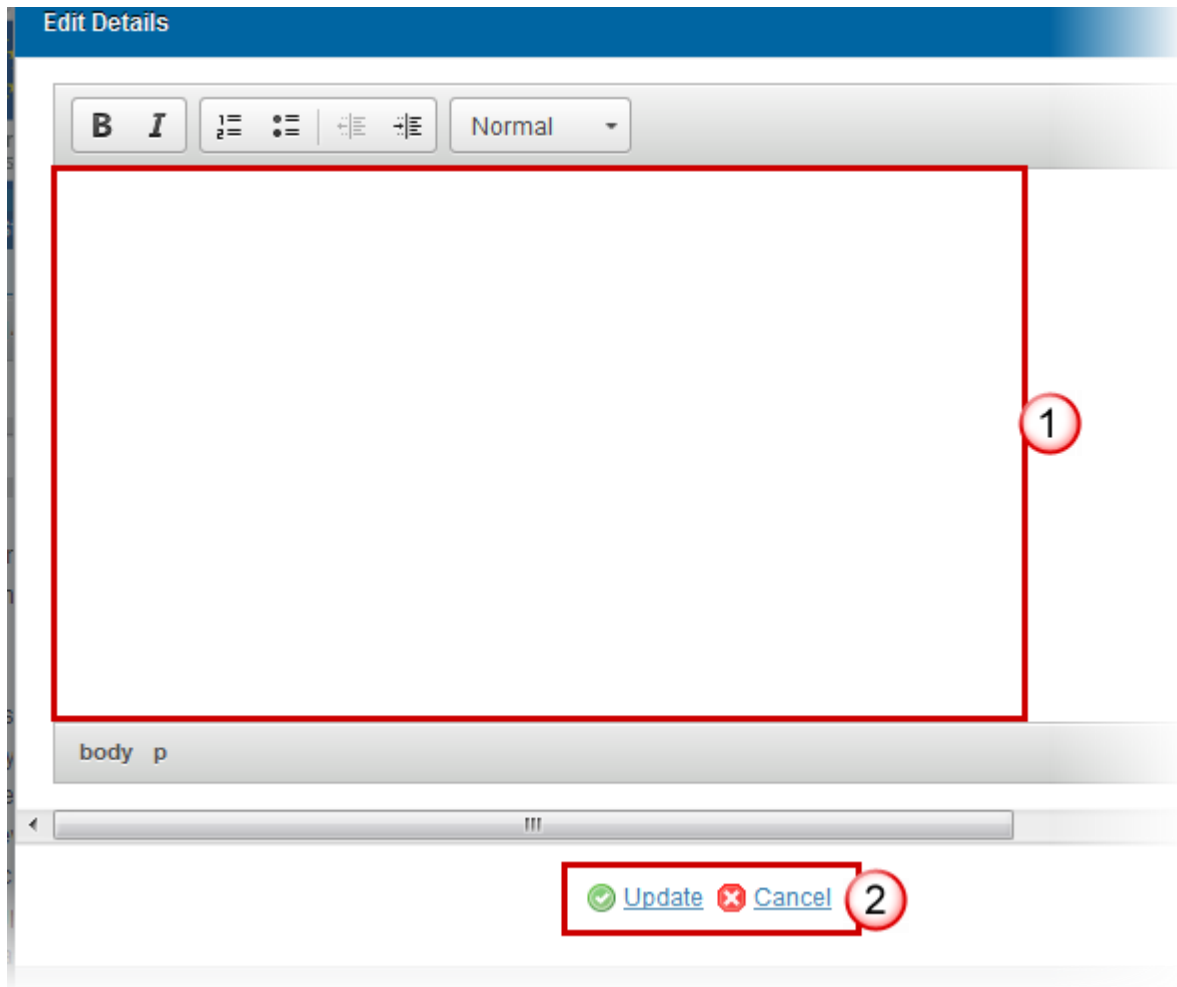
1. Click on the EDIT button  to add information.

2. ARRANGEMENTS TO ENSURE THE EFFECTIVE IMPLEMENTATION OF ESI FUNDS (ARTICLE 15 (1) (b) (i) CPR)



2.1 Arrangements, in line with the institutional framework of the Member States, that ensure coordination and national funding instruments and with the EIB (Article 15 (1) (b) (i) CPR)



The free text box appears:



(1) Enter and edit the text in the text box provided. There is no text limit.

(2) Press the  [Update](#) link to save and add the information or  [Cancel](#) link to abort the action.

2.2 Additionally

1. Click on the **EDIT** button  to update the annual shares.

2.2 The information required for ex ante verification of compliance with the rules on

At national level

EXPENDITURE OF THE GENERAL GOVERNMENT AS A S	2014	2015	2016	2017	2018
P51	10	10	10	10	10

At regional level for MS in which less developed regions and [transition regions] cover more than 15%

GROSS FIXED CAPITAL FORMATION OF THE GENERAL	2014	2015	2016	2017	2018
P51	10	10	10	10	10

NOTE	The record P51 at National Level and at Regional Level is created by the Creation Wizard. Only the Annual Shares are updateable.
-------------	--

The Edit Annual Shares screen appears:



At national level

EXPENDITURE OF THE GENERAL GOVERNMENT AS A SHARE	2014	2015
P51	10.00	

At regional level for MS in which less developed regions and [transition regions] cover more than 15%

GROSS FIXED CAPITAL FORMATION OF THE GENERAL	2014	2015	2016	2017	2018
P51	10	10	10	10	10

(1) Enter the information.

(2) Click on the  [Update](#) link to save and add the information or  [Cancel](#) link to abort the action.

2.3 Ex-ante Conditionally

GUIDELINES

The extent to which ex-ante conditionalities are set out in the Partnership Agreement depends on the institutional set-up of the Member State and the respective responsibilities of different (levels of) administrations.


Ex-ante conditionalities should be set out in the Partnership Agreement where it is not possible to take commitments as regards the fulfilment of applicable ex-ante conditionalities at the level of individual programmes and therefore such commitments need to be taken at the national level[1]. For each of these ex-ante conditionalities it is necessary to indicate whether it is fulfilled, providing explanations.

The applicability of ex-ante conditionalities to individual programmes is set out in those programmes and therefore does not need to be included in the Partnership Agreement unless Article 96 (8) of the CPR is applied to enable the presentation of information on ex-ante conditionalities for the ERDF, ESF and the Cohesion Fund only in the Partnership Agreement.

'' This section may also contain the elements of operational programmes for the ERDF, ESF and Cohesion Fund set out in Article 96 (6) (b) of the CPR. Where this is the case, the relevant information on applicable conditionalities by priority axis under operational programmes supported by the ERDF, the ESF and the Cohesion Fund will be introduced (Table 24 of the model for the operational programmes).*

[1] As regards the ex-ante conditionality "Statistical systems and result indicators", it should be taken into consideration that the assessment of whether this ex-ante conditionality is fulfilled requires that the content of the programmes concerned is ready (e.g. as indicators with targets levels are only included in programmes). Without programmes, the fulfilment of this ex-ante conditionality cannot be completed. Therefore, the assessment of the fulfilment of this ex-ante conditionality can be included only in programmes, even if responsibility for fulfilment is at national level.

Applicable Ex-ante Conditionalities

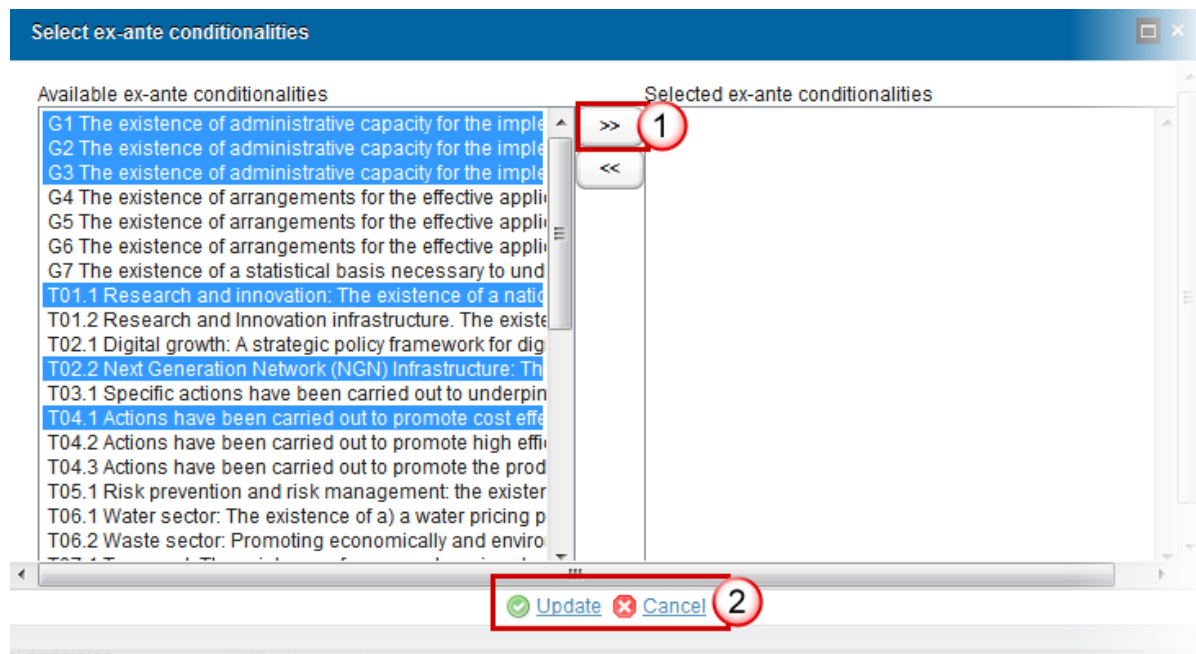
1. Select the EDIT button  to access the edit form to Add/Modify the information.

2.3 A summary of the assessment of the fulfilment of applicable ex ante conditionalit national level and, in the event that the applicable ex-ante conditionalities are not fi responsible, and the timetable for implementation of those actions

Selection of applicable ex-ante conditionalities

	APPLICABLE EX-ANTE CONDITIONALITY FOR WHICH NATIONAL BODIES ARE RESPONSIBLE	FULFILLED
T1.1	Research and innovation	Partially
T2.2	Next Generation Access (NGA) Infrastructure	No
T4.1	Energy efficiency	No
G1	The existence of administrative capacity for the implementation and application of EU anti-discrimination law and policy in the field of ESI Funds.	No
G2	The existence of administrative capacity for the implementation and application of EU gender equality law and policy in the field of ESI Funds.	No
G3	The existence of administrative capacity for the implementation and application of the UN Convention on the Rights of Persons with Disabilities (UNCRPD) in the	No

The Selection screen for Ex-ante Conditionalities is displayed.



Select ex-ante conditionalities

Available ex-ante conditionalities

Selected ex-ante conditionalities



G1 The existence of administrative capacity for the imple
 G2 The existence of administrative capacity for the imple
 G3 The existence of administrative capacity for the imple
 G4 The existence of arrangements for the effective appli
 G5 The existence of arrangements for the effective appli
 G6 The existence of arrangements for the effective appli
 G7 The existence of a statistical basis necessary to und
 T01.1 Research and innovation: The existence of a natic
 T01.2 Research and Innovation infrastructure. The existe
 T02.1 Digital growth: A strategic policy framework for dig
 T02.2 Next Generation Network (NGN) Infrastructure: Th
 T03.1 Specific actions have been carried out to underpin
 T04.1 Actions have been carried out to promote cost effe
 T04.2 Actions have been carried out to promote high effi
 T04.3 Actions have been carried out to promote the prod
 T05.1 Risk prevention and risk management: the exister
 T06.1 Water sector: The existence of a) a water pricing p
 T06.2 Waste sector: Promoting economically and enviro

>> 1

<<

Update Cancel 2


(1) Select the Available Conditionalities and press the >> Button to move them to the Selected Conditionalities box.

(2) Click on the  [Update](#) link to save and add the information or  [Cancel](#) link to abort the action.

REMARK	The list of available Ex-ante Conditionalities will contain both Thematic and General Ex-ante Conditionalities.
---------------	---

NOTE	For each of the selected Ex-ante Conditionalities, the system will create all their Criteria in the table on the fulfilment of Criteria with fulfilled set to false. For each Criterion the system automatically foresees an Action to be taken record with description "To be defined".
-------------	--

Criteria

1. Select the record (1) and click on the **EDIT** button  (2) to access the edit form to modify the information.

2.3 A summary of the assessment of the fulfilment of applicable ex ante conditionalities in accordance with Article 15 (1) (b) (iii) CPR, in the event that the applicable ex-ante conditionalities are not fulfilled, of the actions to be taken and the timetable for implementation of those actions (Article 15 (1) (b) (iii) CPR)

Fulfilment of criteria

 2	CRITERION	FULFILLED	REFERENCE (IF FULFILLED)
1	T01.1 1 A national or regional smart specialisation strategy is in place that:		
	T01.1 2 is based on a SWOT or similar analysis to concentrate resources on a limited set of research and innovation priorities;	No	
	T01.1 3 outlines measures to stimulate private RTD investment;	No	

The Edit Details screen is displayed:

Ex-ante con T1.1 Research and innovation

Criterion 1 A national or regional research and innovation strategic policy framework for smart specialisation is in place

Fulfilled* **1**

Reference(if fulfilled)

Explanation

[Update](#) [Cancel](#) **3**

- (1)** Select Yes or No in the drop-down list.
- (2)** Enter the information as needed.
- (3)** Click on the [Update](#) link to save and add the information or [Cancel](#) link to abort the action.

REMARK	The user must indicate if it was fulfilled and provide References and an Explanation. The Reference is only mandatory when the Criterion was fulfilled.
---------------	---


NOTE	When setting a fulfilled Criterion to unfulfilled, the system will create a record in the Actions to be taken table, with description "To be defined". When setting an unfulfilled Criterion to fulfilled, the system will automatically remove its Actions to be taken.
-------------	--

Actions to be taken

- 1. To record a Specific Unfulfilled Criterion select the unfulfilled Criterion and click on the **ADD** button



Actions to be taken for unfulfilled criteria of general ex-ante conditionalities



EX-ANTE CONDITIONALITY	CRITERION	ACTION TO BE TAKEN	DEADLINE	BODIES RESPONSIBLE

Actions to be taken for unfulfilled criteria of thematic/Fund specific ex-ante conditionalities



EX-ANTE CONDITIONALITY	CRITERION	ACTION TO BE TAKEN	DEADLINE	BODIES RESPONSIBLE

The Edit Details screen appears:

Edit Details

Ex-ante con G1. The existence of administrative capacity for the implement

Criterion 1. Arrangements in accordance with the institutional and legal f

1

Sed euismod turpis in posuere facilisis. Nunc congue turpis r
tincidunt lobortis eros, ac tincidunt diam. In ornare posuere lit
ut vehicula odio ullamcorper ut. Quisque quis nisi purus. Sed
sodales. Cras varius sem metus, eu laoreet elit luctus nec. Ut
nec arcu. Duis at lacinia enim. Sed sit amet est ac arcu sodal

Action to be taken

Nulla facilisi. Sed hendrerit, dui a tempus aliquet, nulla ligula d
sit amet purus ut enim pharetra tristique. Proin eu cursus tort
vestibulum ligula nec dictum. Class aptent taciti sociosqu ad li
himenaeos. Nam eget aliquam leo. Sed pulvinar neque non tei

Deadline 11/12/2013



1

Sed euismod turpis in posuere facilisis. Nunc congue turpis r
tincidunt lobortis eros, ac tincidunt diam. In ornare posuere lit
ut vehicula odio ullamcorper ut. Quisque quis nisi purus. Sed
sodales. Cras varius sem metus, eu laoreet elit luctus nec. Ut
nec arcu. Duis at lacinia enim. Sed sit amet est ac arcu sodal

Bodies responsible

1

2






Update




Cancel

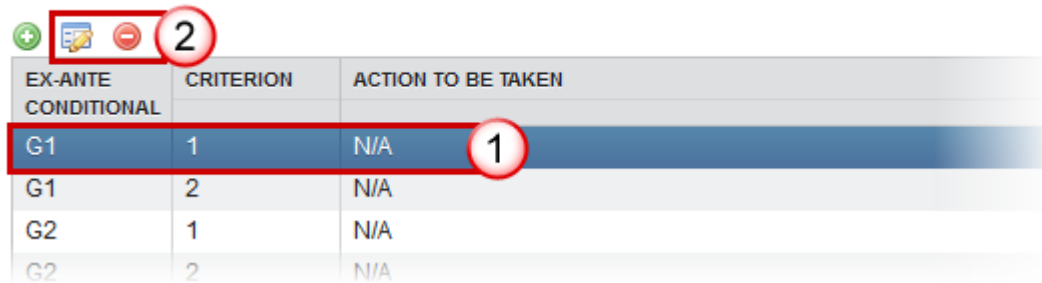
(1) Enter the information as needed.

(2) Click on the  [Update](#) link to save and add the information or  [Cancel](#) link to abort the action.

1. To Edit a Specific Unfulfilled Criterion select the record (1) and click on the **EDIT** button  (2)


2. To Delete a Specific Unfulfilled Criterion select the record (1) and click on the delete button  (2)

Actions to be taken for unfulfilled criteria of general ex-ante conditionalities



EX-ANTE CONDITIONAL	CRITERION	ACTION TO BE TAKEN
G1	1	N/A
G1	2	N/A
G2	1	N/A
G2	2	N/A

Additional Information

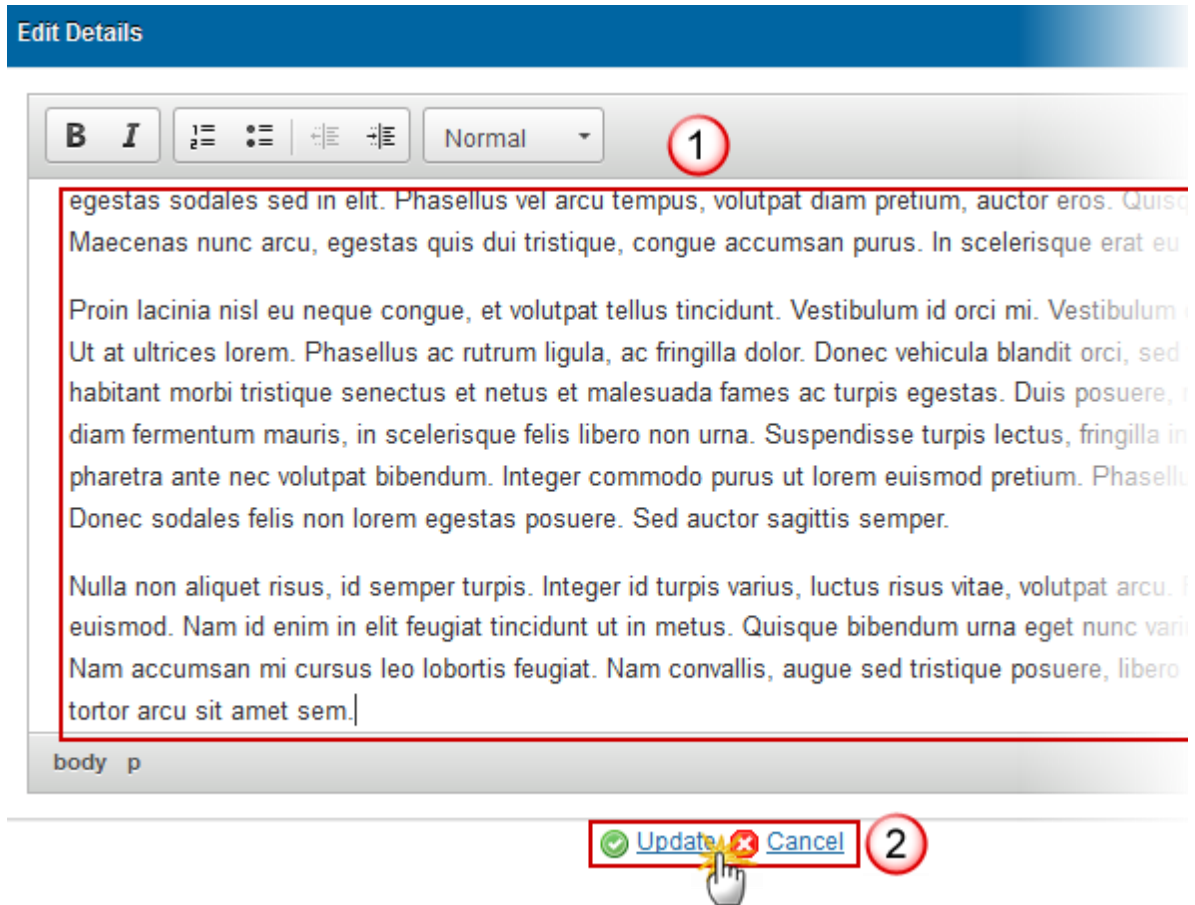
1. Click on the **EDIT** button  to access the edit form to modify the information.

2.3 A summary of the assessment of the fulfilment of applicable ex ante conditional national level and, in the event that the applicable ex-ante conditionalities are not responsible, and the timetable for implementation of those actions



Additional information to complement the tables




The Edit Details screen is displayed:



(1) Enter and edit the text in the text box provided. There is no text limit.

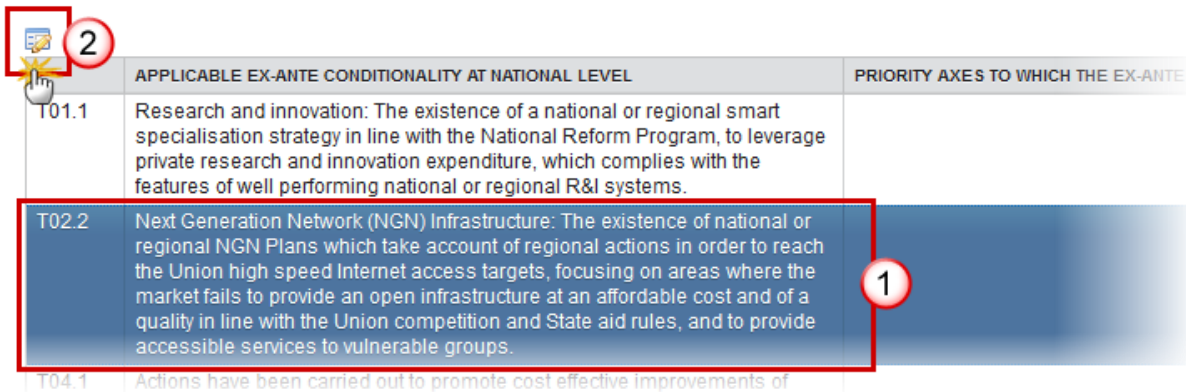
(2) Press the  [Update](#) link to save and add the information or  [Cancel](#) link to abort the action.

Priority Axes

1. Select the record and click on the **EDIT** button  to edit a specific Priority Axes.

2.3 A summary of the assessment of the fulfilment of applicable ex ante conditionalities in accordance with Article 15 (1) (b) (iii) CPR, and, in the event that the applicable ex-ante conditionalities are not fulfilled, of the actions to be taken, the budgetary impact of those actions and the implementation of those actions (Article 15 (1) (b) (iii) CPR)

Priority axes to which the conditionality applies (Only in case one of the listed programmes in 1.6 uses art 96(8))



	APPLICABLE EX-ANTE CONDITIONALITY AT NATIONAL LEVEL	PRIORITY AXES TO WHICH THE EX-ANTE
T01.1	Research and innovation: The existence of a national or regional smart specialisation strategy in line with the National Reform Program, to leverage private research and innovation expenditure, which complies with the features of well performing national or regional R&I systems.	
T02.2	Next Generation Network (NGN) Infrastructure: The existence of national or regional NGN Plans which take account of regional actions in order to reach the Union high speed Internet access targets, focusing on areas where the market fails to provide an open infrastructure at an affordable cost and of a quality in line with the Union competition and State aid rules, and to provide accessible services to vulnerable groups.	
T04.1	Actions have been carried out to promote cost effective improvements of	

The Edit Details screen is displayed:

Edit Details



Conditionality T1.1. Research and innovation

1

Priority Axes *

2 Update Cancel

(1) Enter and edit the text in the text box provided.

(2) Press the  [Update](#) link to save and add the information or  [Cancel](#) link to abort the action.


2.4 Performance Framework

GUIDELINES

An overview of:

- *how consistency in the selection of indicators and the setting of milestones and targets is ensured across programmes and priorities, including possible guidance provided at national level for the preparation of the performance framework to ensure a consistent approach or an existing framework establishing rules and principles on setting of milestones and targets fulfilling this function also for the ESI Funds (e.g. national rules on strategic planning);*
- *any monitoring mechanisms to ensure early detection of potential performance issues and the system for the follow-up of detected issues.*

QUICK GUIDES





1. Click on the **EDIT** button  to access the edit form to modify the information.

2.4 The methodology and mechanism to ensure consistency in the functioning of the Article 21 of the CPR



The Edit Details screen is displayed:



Edit Details

B I     Normal 1



egestas sodales sed in elit. Phasellus vel arcu tempus, volutpat diam pretium, auctor eros. Quis, Maecenas nunc arcu, egestas quis dui tristique, congue accumsan purus. In scelerisque erat eu Proin lacinia nisl eu neque congue, et volutpat tellus tincidunt. Vestibulum id orci mi. Vestibulum Ut at ultrices lorem. Phasellus ac rutrum ligula, ac fringilla dolor. Donec vehicula blandit orci, sed habitant morbi tristique senectus et netus et malesuada fames ac turpis egestas. Duis posuere, diam fermentum mauris, in scelerisque felis libero non urna. Suspendisse turpis lectus, fringilla in pharetra ante nec volutpat bibendum. Integer commodo purus ut lorem euismod pretium. Phasellus Donec sodales felis non lorem egestas posuere. Sed auctor sagittis semper.

Nulla non aliquet risus, id semper turpis. Integer id turpis varius, luctus risus vitae, volutpat arcu. euismod. Nam id enim in elit feugiat tincidunt ut in metus. Quisque bibendum urna eget nunc vari Nam accumsan mi cursus leo lobortis feugiat. Nam convallis, augue sed tristique posuere, libero tortor arcu sit amet sem.]

body p

2  [Update](#)  [Cancel](#)

(1) Enter and edit the text in the text box provided.

(2) Press the  [Update](#) link to save and add the information or  [Cancel](#) link to abort the action.

2.5 Administrative Capacity


GUIDELINES

1) *An assessment of the needs for the reinforcement of administrative capacity of the authorities and beneficiaries taking into account the experience from the previous programming period, including issues identified in evaluations or studies, or raised by the Commission.*

2) *Where relevant, a summary of the main actions taken or envisaged to reinforce administrative capacity, outlining where technical assistance will be used.*

In the case of highly regionalised or federal Member States this section should provide an overview at national level of the main (types of) capacity issues identified in regions (avoiding a region by region analysis) and set out the main actions (or types of actions) foreseen to address these.

QUICK GUIDES

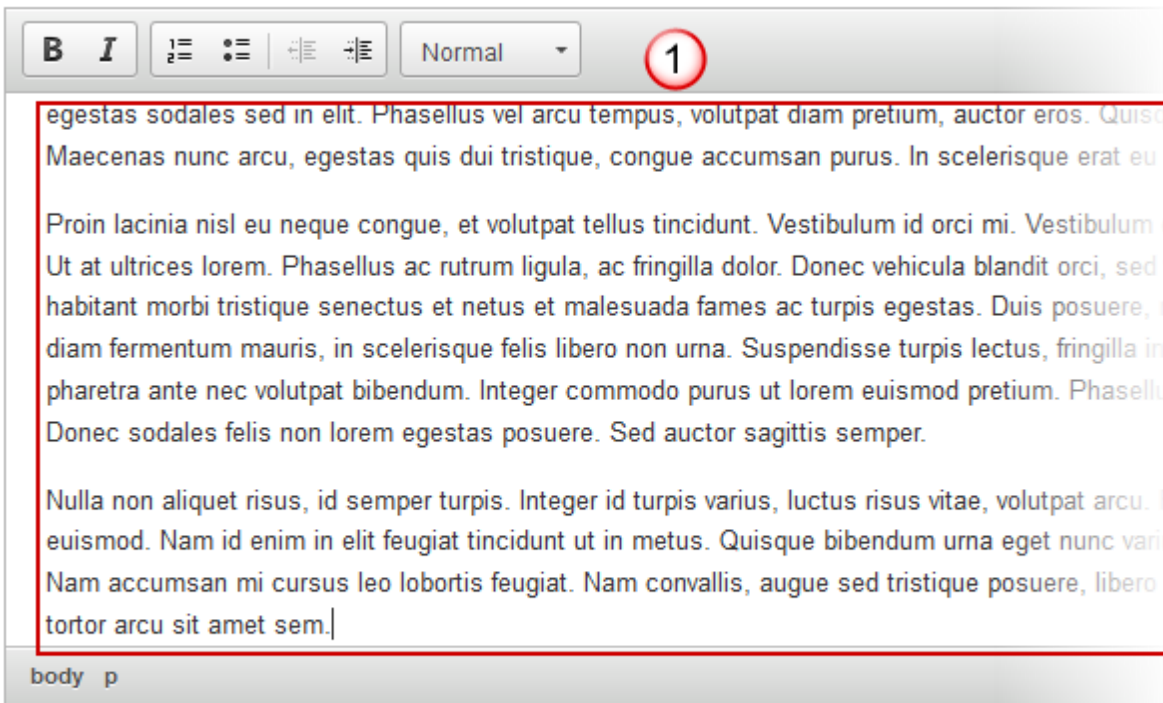
1. Click on the **EDIT** button  to access the edit form to modify the information.

2.5 An assessment of whether there is a need to reinforce the administrative capacity management and control of the programmes and, where appropriate, of the beneficiaries of the actions to be taken for that purpose.





The Edit Details screen is displayed:

Edit Details



The screenshot shows a web form titled "Edit Details". At the top is a blue header bar with the text "Edit Details". Below this is a rich text editor toolbar with buttons for Bold (B), Italic (I), bulleted list, numbered list, decrease indent, and increase indent. A dropdown menu is set to "Normal". A red circle with the number "1" is positioned to the right of the toolbar. The text area contains several paragraphs of placeholder text in Latin. At the bottom of the text area, the text "body p" is visible. Below the text area is a red-bordered box containing two buttons: "Update" with a green checkmark icon and "Cancel" with a red X icon. A red circle with the number "2" is to the right of these buttons. A mouse cursor is pointing at the "Update" button.

(1) Enter and edit the text in the text box provided.

(2) Press the  [Update](#) link to save and add the information or  [Cancel](#) link to abort the action.

2.6 Administrative Burden


GUIDELINES

A summary of the actions planned achieve a reduction in the administrative burden of beneficiaries, including the introduction and use of simplified costs, where appropriate, with an indicative timeframe, based on an assessment of administrative burden for beneficiaries associated with the ESI Funds in 2007-2013 period, identifying areas where there is scope for further reduction of administrative burden for beneficiaries (referring to statistical data, and results of evaluations and studies, where possible) in order to justify and underpin the summary of actions to achieve a reduction in administrative burden.

Where significant action has already been taken to address to administrative burden of beneficiaries for the programming period 2014-2020, this may be highlighted.

'' This section may also contain the elements of operational programmes for the ERDF, ESF and Cohesion Fund set out in Article 96 (6) (c) of the CPR. In such a case, this section shall also include a summary of the assessment of the administrative burden for beneficiaries, including the identification of main sources of administrative burden in the period 2007-2013, the main actions already taken to reduce that burden for the period 2014-2020, and potential scope for further reduction, referring to statistical data, and results of evaluations and studies, where possible.*

QUICK GUIDES

1. Click on the **EDIT** button  to access the edit form to modify the information.

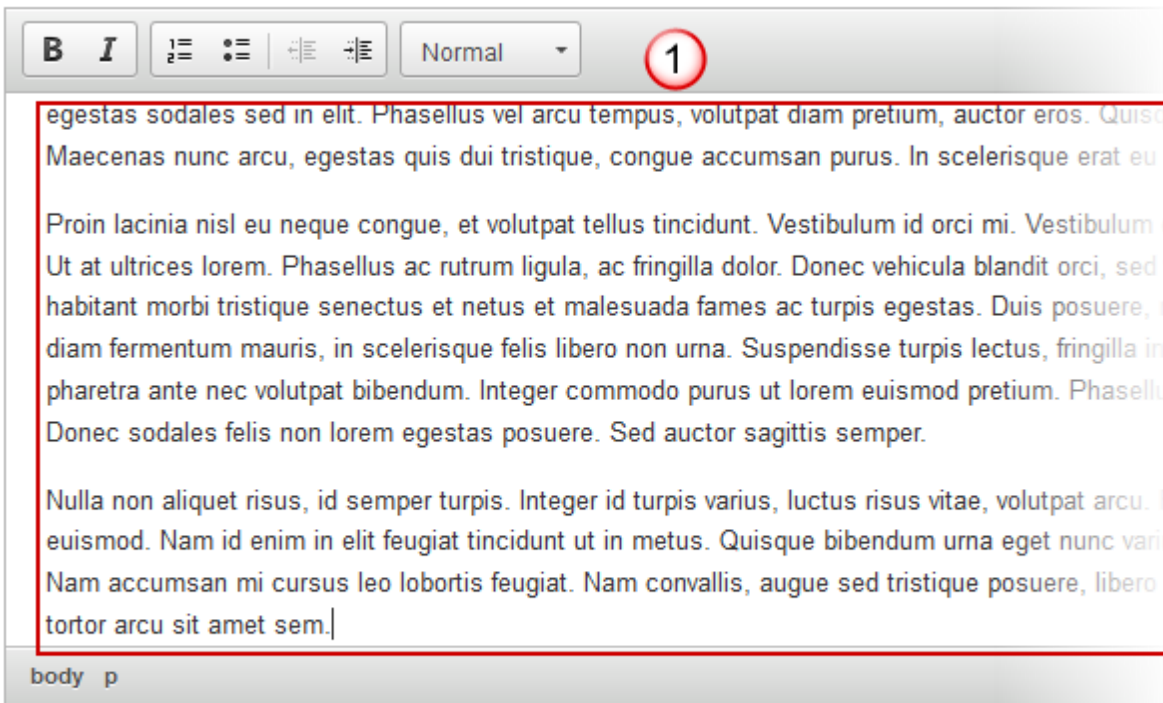
2. ARRANGEMENTS TO ENSURE THE EFFECTIVE IMPLEMENTATION OF ESI FUNDS

2.6 A summary of the actions planned in the programmes, including an indicative timeline of administrative burden for beneficiaries



The Edit Details screen is displayed:

Edit Details



egestas sodales sed in elit. Phasellus vel arcu tempus, volutpat diam pretium, auctor eros. Quisque
Maecenas nunc arcu, egestas quis dui tristique, congue accumsan purus. In scelerisque erat eu
Proin lacinia nisl eu neque congue, et volutpat tellus tincidunt. Vestibulum id orci mi. Vestibulum
Ut at ultrices lorem. Phasellus ac rutrum ligula, ac fringilla dolor. Donec vehicula blandit orci, sed
habitant morbi tristique senectus et netus et malesuada fames ac turpis egestas. Duis posuere,
diam fermentum mauris, in scelerisque felis libero non urna. Suspendisse turpis lectus, fringilla in
pharetra ante nec volutpat bibendum. Integer commodo purus ut lorem euismod pretium. Phasellus
Donec sodales felis non lorem egestas posuere. Sed auctor sagittis semper.

Nulla non aliquet risus, id semper turpis. Integer id turpis varius, luctus risus vitae, volutpat arcu. In
euismod. Nam id enim in elit feugiat tincidunt ut in metus. Quisque bibendum urna eget nunc vari
Nam accumsan mi cursus leo lobortis feugiat. Nam convallis, augue sed tristique posuere, libero
tortor arcu sit amet sem.]

body p



Update Cancel 2

(1) Enter and edit the text in the text box provided.

(2) Press the Update link to save and add the information or Cancel link to abort the action.

3. Integrated Approach


GUIDELINES

A description of the strategy for territorial development, taking into account the analysis under section 1, covering the integrated approach to using the ESI Funds at regional and sub-regional level in different types of territories.

In the case of highly regionalised or federal Member States this section should provide an overview of how an integrated approach to the use of ESI Funds at regional level will be achieved.

This sub-section should not include a detailed description of different territorial development tools to be used, as these are outlined in the sub-sections below.

QUICK GUIDES

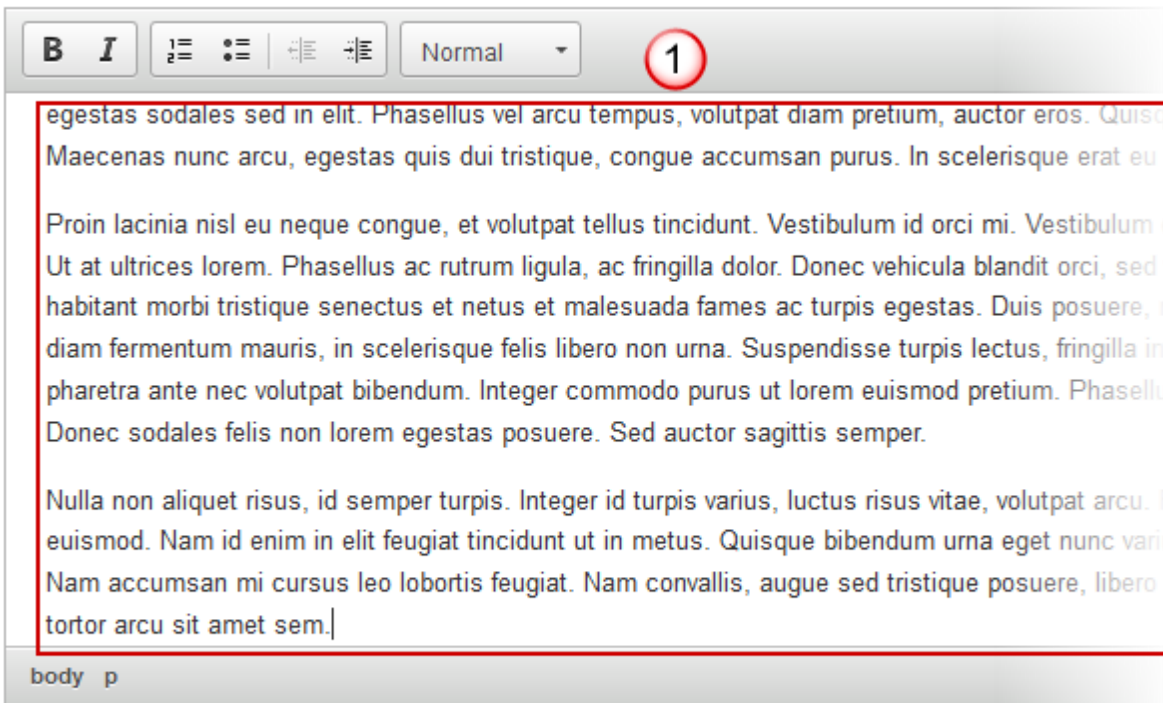
1. Click on the **EDIT** button  to access the edit form to modify the information.

3. DESCRIPTION OF THE INTEGRATED APPROACH TO TERRITORIAL DEVELOPMENT SUMMARY OF THE INTEGRATED APPROACHES TO TERRITORIAL DEVELOPMENT PROGRAMMES (ARTICLE 15(2) (A) CPR)



The Edit Details screen is displayed:

Edit Details



B I [List icons] [List icons] [List icons] [List icons] Normal [1]

egestas sodales sed in elit. Phasellus vel arcu tempus, volutpat diam pretium, auctor eros. Quisque
Maecenas nunc arcu, egestas quis dui tristique, congue accumsan purus. In scelerisque erat eu
Proin lacinia nisl eu neque congue, et volutpat tellus tincidunt. Vestibulum id orci mi. Vestibulum
Ut at ultrices lorem. Phasellus ac rutrum ligula, ac fringilla dolor. Donec vehicula blandit orci, sed
habitant morbi tristique senectus et netus et malesuada fames ac turpis egestas. Duis posuere,
diam fermentum mauris, in scelerisque felis libero non urna. Suspendisse turpis lectus, fringilla in
pharetra ante nec volutpat bibendum. Integer commodo purus ut lorem euismod pretium. Phasellus
Donec sodales felis non lorem egestas posuere. Sed auctor sagittis semper.

Nulla non aliquet risus, id semper turpis. Integer id turpis varius, luctus risus vitae, volutpat arcu. In
euismod. Nam id enim in elit feugiat tincidunt ut in metus. Quisque bibendum urna eget nunc vari
Nam accumsan mi cursus leo lobortis feugiat. Nam convallis, augue sed tristique posuere, libero
tortor arcu sit amet sem.]

body p



[2]

(1) Enter and edit the text in the text box provided.

(2) Press the link to save and add the information or link to abort the action.

3.1 The arrangements

3.1.1 Community-led Local Development

GUIDELINES

Outline of the approach to community-led local development (CLLD), including:

- *The main challenges that the Member State intends to tackle with the help of the CLLD approach;*
- *The main objectives and priorities for CLLD in the Member State (including the general objectives that the Member States aims to achieve with CLLD, but also outlining the thematic focus and target groups where such a focus and target groups have been determined. Member States should outline in the Partnership Agreement towards which thematic objectives CLLD will contribute);*
- *The types of territories (not a list of territories) where CLLD is envisaged to be implemented (a general indication of types of areas is sufficient e.g. urban, rural, cross-border, areas with specific characteristics in terms of population density or settlement pattern, areas with strong fisheries dimension. The types of territories chosen should reflect the strategic choices of the MS regarding the role, the objectives and the potential thematic focus of CLLD. An example could be if the Member State wishes to address urban-rural linkages through use of CLLD by several Funds. If the Member State wishes to implement CLLD in the entire territory of the Member State this should also be indicated);*
- *Where relevant, a proposal for a derogation for population limits for the areas to be covered by CLLD (in line with Article 32 (6) CPR);*
- *Identification of the ESI Funds that shall be used for CLLD, an approximate planned budget allocation for each Fund, the role of each ESI Fund in different types of territories (particular attention should be paid to areas where multiple ESI Funds could intervene), taking into account that CLLD is obligatory under the EAFRD (Leader);*
- *Whether the Member State will support local development strategies financed from multiple ESI Funds and if not, how the integrated approach will be achieved at the local level;*
- *Coordination of and administrative set-up for CLLD, and the specific role the local action groups (LAGs) will be attributed in its delivery;*
- *Where appropriate, whether the Member State will apply the possibility to designate a lead Fund in the context of integrated multi-fund local development strategies.*


- *Arrangements for preparatory support, (including possible arrangements between Funds to offer a coherent scheme and types of activities foreseen).*

In the case of highly regionalised or federal Member States this will require generalization to the national level. The description should indicate in which regions the CLLD approach will be used and set out main elements pertaining to the points outlined above.

This section may also contain the elements of operational programmes for the ERDF, the ESF and the Cohesion Fund set out in Article 96 (3) (a) of the CPR.

NB: In accordance with Article 16 (2) of the CPR, the Commission decision approving the Partnership Agreement shall cover this section on CLLD, where the Member State uses the flexibility set out in Article 96 (8) of the CPR to include information on CLLD in cohesion policy solely in the Partnership Agreement.

QUICK GUIDES

1. Click on the **EDIT** button  to access the edit form to modify the information.

3. DESCRIPTION OF THE INTEGRATED APPROACH TO TERRITORIAL DEVELOPMENT S THE INTEGRATED APPROACHES TO TERRITORIAL DEVELOPMENT BASED ON THE CO CPR)

3.1.1 Community-led local development (Articles 32-35 CPR, Article 9 ETC, and the EAFRD, ESF, E



The Edit Details screen is displayed:



egestas sodales sed in elit. Phasellus vel arcu tempus, volutpat diam pretium, auctor eros. Quisque
Maecenas nunc arcu, egestas quis dui tristique, congue accumsan purus. In scelerisque erat eu

Proin lacinia nisl eu neque congue, et volutpat tellus tincidunt. Vestibulum id orci mi. Vestibulum
Ut at ultrices lorem. Phasellus ac rutrum ligula, ac fringilla dolor. Donec vehicula blandit orci, sed
habitant morbi tristique senectus et netus et malesuada fames ac turpis egestas. Duis posuere,
diam fermentum mauris, in scelerisque felis libero non urna. Suspendisse turpis lectus, fringilla in
pharetra ante nec volutpat bibendum. Integer commodo purus ut lorem euismod pretium. Phasellus
Donec sodales felis non lorem egestas posuere. Sed auctor sagittis semper.

Nulla non aliquet risus, id semper turpis. Integer id turpis varius, luctus risus vitae, volutpat arcu. In
euismod. Nam id enim in elit feugiat tincidunt ut in metus. Quisque bibendum urna eget nunc vari
Nam accumsan mi cursus leo lobortis feugiat. Nam convallis, augue sed tristique posuere, libero
tortor arcu sit amet sem.]

body p

(1) Enter and edit the text in the text box provided.

(2) Press the  [Update](#) link to save and add the information or  [Cancel](#) link to abort the action.

3.1.2 Integrated Territorial Investments

GUIDELINES

The approach to the use of ITIs, including:

- *An overview of the (types of) territories where ITIs will be used, identifying the ESI Funds that shall be used for ITIs in different types of territories covered by ITIs.*
- *The implementation arrangements to carry out integrated territorial strategies as ITI, including coordination arrangements between ESI Funds and managing authorities and arrangements for the delegation of management and implementation tasks of an ITI.*


In the case of highly regionalised or federal Member States this will require generalization to the national level. A region by region description should be avoided, if possible. However, in some cases, particularly ITIs are used to address issues specific to only one or a few regions, this may be warranted.

The use of ITIs is optional. Member States who do not plan to use this instrument should indicate this here.

'*' This section may also contain the elements of operational programmes for the ERDF, the ESF and the Cohesion Fund set out in Article 96 (3) (c) of the CPR. Where this is the case, Table 21 of the model for the operational programmes under cohesion policy will also be part of this section of the Partnership Agreement.

NB In accordance with Article 16 (2) of the CPR, the Commission decision approving the Partnership Agreement shall cover this section on ITIs where the Member State uses the flexibility set out in Article 96 (8) of the CPR to include information on ITIs solely in the Partnership Agreement.

QUICK GUIDES

1. Click on the **EDIT** button  to access the edit form to modify the information.

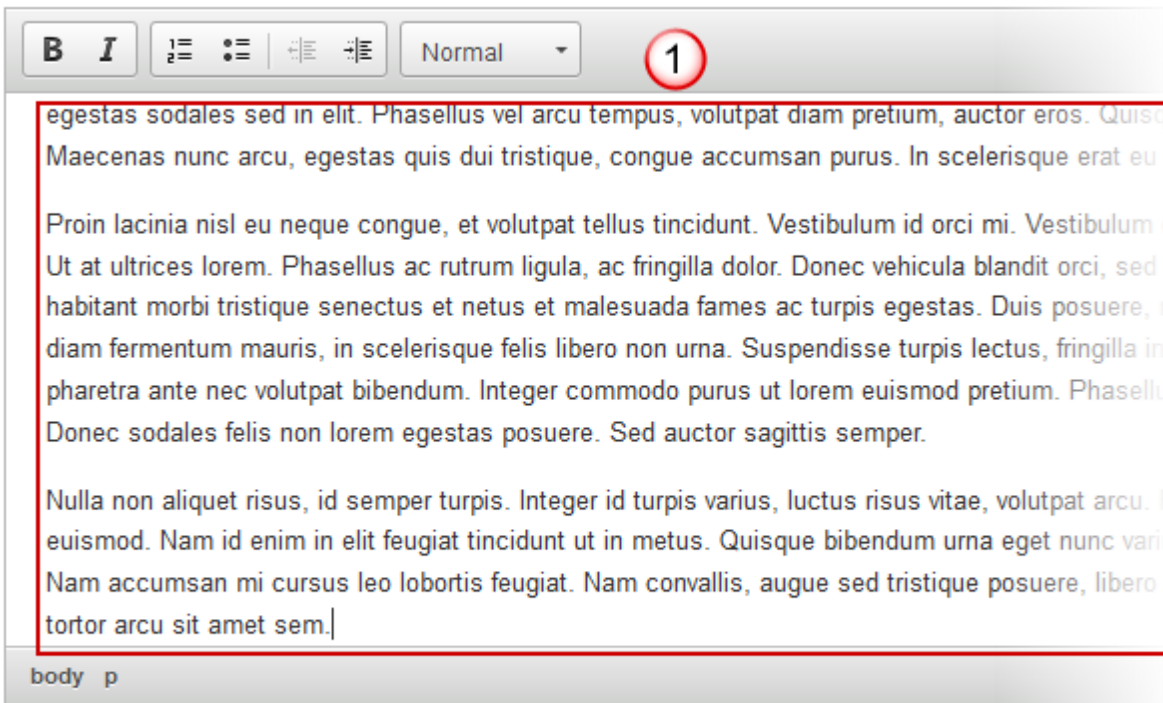
3. DESCRIPTION OF THE INTEGRATED APPROACH TO TERRITORIAL DEVELOPMENT (THE INTEGRATED APPROACHES TO TERRITORIAL DEVELOPMENT BASED ON THE COHESION POLICY (CPR))

3.1.2 Integrated territorial investments (ITI)





The Edit Details screen is displayed:

Edit Details



The screenshot shows a web form titled "Edit Details". At the top is a blue header bar with the text "Edit Details". Below the header is a rich text editor toolbar with buttons for Bold (B), Italic (I), bulleted list, numbered list, decrease indent, and increase indent. A dropdown menu is set to "Normal". A red circle with the number "1" is positioned to the right of the toolbar. Below the toolbar is a large text area containing several paragraphs of placeholder text in Latin. At the bottom of the text area, the text "body p" is visible. Below the text area is a red-bordered box containing two buttons: "Update" with a green checkmark icon and "Cancel" with a red X icon. A red circle with the number "2" is to the right of this box. A mouse cursor is pointing at the "Update" button.

(1) Enter and edit the text in the text box provided.


(2) Press the  [Update](#) link to save and add the information or  [Cancel](#) link to abort the action.

3.1.3 Urban Development

GUIDELINES

- *The approach to sustainable urban development, including the principles for identifying the urban areas where integrated actions for sustainable urban development are to be implemented.*
- *The indicative allocation at national level to integrated actions for sustainable urban development under the ERDF (required by Article 7 of the ERDF regulation) and ESF (not required, but can be necessary to attain an overview of the integrated actions concerned).*

Principles

1. Click on the **EDIT** button  to access the edit form to modify the information.

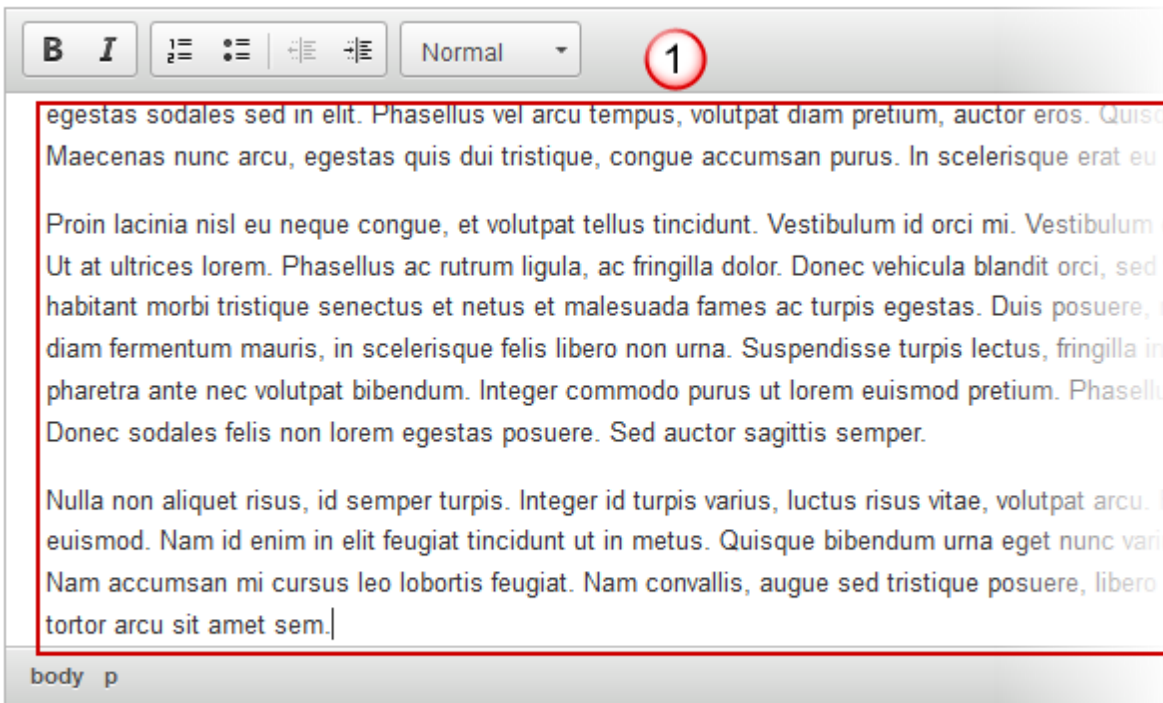
3. DESCRIPTION OF THE INTEGRATED APPROACH TO TERRITORIAL DEVELOPMENT SL THE INTEGRATED APPROACHES TO TERRITORIAL DEVELOPMENT BASED ON THE CON CPR)

3.1.3 Sustainable urban development, including the principles for identifying the urban areas where int
implemented and an indicative allocation for these actions under the ERDF at national level





The Edit Details screen is displayed:

Edit Details



The screenshot shows a web form titled "Edit Details". At the top, there is a blue header bar with the text "Edit Details". Below this is a rich text editor toolbar with buttons for Bold (B), Italic (I), Bulleted List, Numbered List, Decrease Indent, and Increase Indent. A dropdown menu is set to "Normal". A red circle with the number "1" is placed over the toolbar. Below the toolbar is a text area containing several paragraphs of placeholder text in Latin. At the bottom of the text area, the text "body p" is visible. Below the text area is a red-bordered box containing two buttons: "Update" with a green checkmark icon and "Cancel" with a red X icon. A red circle with the number "2" is placed over the "Update" and "Cancel" buttons. A mouse cursor is pointing at the "Update" button.

(1) Enter and edit the text in the text box provided.


(2) Press the  [Update](#) link to save and add the information or  [Cancel](#) link to abort the action.

Indicative Allocations

1. Click on the **EDIT** button  to edit the values of Indicative Allocations.

3. DESCRIPTION OF THE INTEGRATED APPROACH TO TERRITORIAL DEVELOPMENT SUPPORTED BY THE INTEGRATED APPROACHES TO TERRITORIAL DEVELOPMENT BASED ON THE CONCEPT OF THE (CPR)


3.1.3 Sustainable urban development, including the principles for identifying the urban areas where interventions are implemented and an indicative allocation for these actions under the ERDF at national level





FUND	THE INDICATIVE ALLOCATION AT NATIONAL LEVEL (€)	PROPORTION OF THE TOTAL ALLOCATION TO THE FUND (%)
ERDF	100,000	5.12
ESF	50,000	2.45

2. The values become editable **(1)**.

3.1.3 Sustainable urban development, including the principles for identifying the urban areas where interventions are implemented and an indicative allocation for these actions under the ERDF at national level



FUND	THE INDICATIVE ALLOCATION AT NATIONAL LEVEL (€)	PROPORTION OF THE TOTAL ALLOCATION TO THE FUND (%)
ERDF	<input type="text" value="100,000.00"/>	<input type="text" value="5.12"/>
ESF	<input type="text" value="50,000.00"/>	<input type="text" value="2.45"/>

3. Press the  **Update** link **(2)** to save and add the information or  **Cancel** link **(2)** to abort the action.

3.1.4 Areas for Cooperation

GUIDELINES

The description should set out:

·The main priority areas for European Territorial Cooperation, indicating how a complementary use of Funds from the ETC programmes and in particular the programmes under the Investment for Growth and Jobs goal could contribute to addressing challenges identified.


·Where appropriate, how macro-regional and sea-basin strategies have been taken into account in strategic programming to ensure consistency of interventions (e. g. description of the involvement in a strategy (e.g. as priority area coordinator) and how priorities identified in the strategy and related Action plans link up to planned use of ESI Funds).

·Where appropriate, how the Member State intends to make use of possibilities for cooperation provided in the Investment for Growth and Jobs programmes (e.g. for bilateral cooperation outside the geographical scope of an ETC programme).

**' This section may also contain the elements of operational programmes for the ERDF, ESF and Cohesion Fund set out in Article 96 (3) (d) of the CPR.*

NB: In accordance with Article 16 (2) of the CPR, the Commission decision approving the Partnership Agreement shall cover this section, where the Member State uses the flexibility set out in Article 96 (8) of the CPR to include information on arrangements for interregional and transnational actions solely in the Partnership Agreement.

QUICK GUIDES

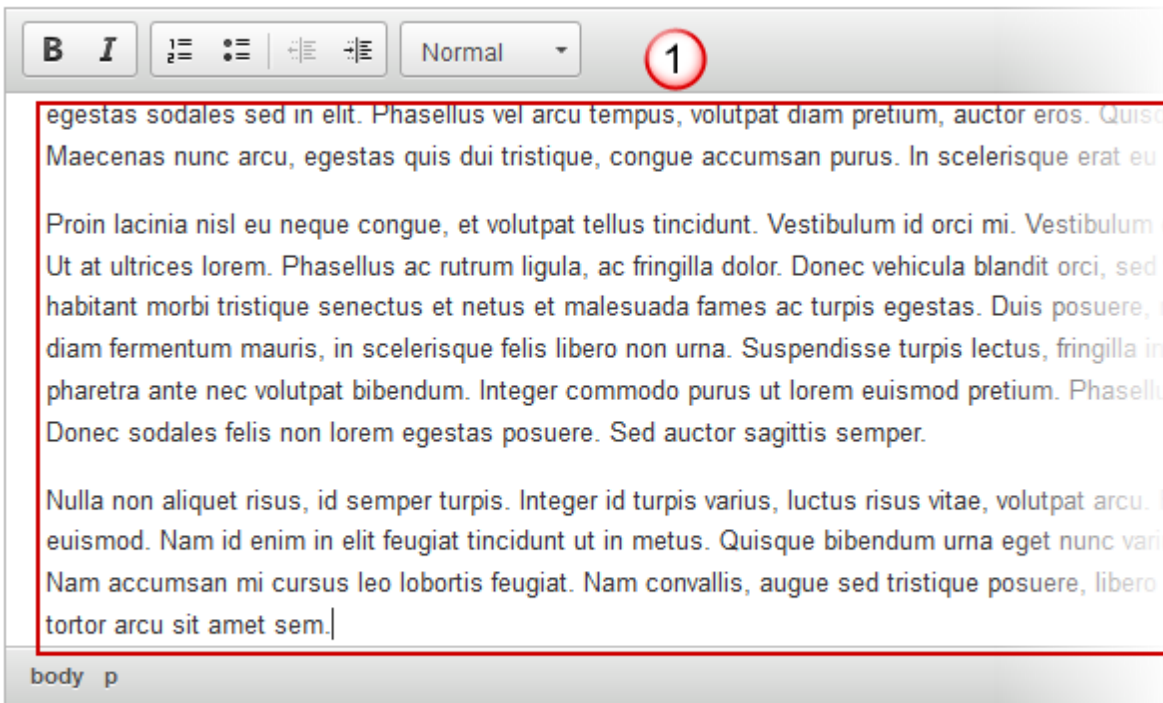
1. Click on the **EDIT** button  to access the edit form to modify the information.

3.1.4 The main priority areas for cooperation, under the ESI Funds, taking account, where appropriate, (2)(a) (ii) CPR)





The Edit Details screen is displayed:

Edit Details



The screenshot shows a web form titled "Edit Details". At the top is a blue header bar with the text "Edit Details". Below the header is a light gray toolbar containing several icons: a bold 'B' icon, an italic 'I' icon, a list icon, a bullet point icon, a link icon, and a text color icon. To the right of these icons is a dropdown menu currently set to "Normal". A red circle with the number "1" is positioned to the right of the toolbar. Below the toolbar is a large text area with a red border, containing several paragraphs of placeholder text in Latin. At the bottom of the text area, the text "body p" is visible. Below the text area is a light gray bar containing two buttons: a green checkmark icon followed by the text "Update" and a red 'X' icon followed by the text "Cancel". A red circle with the number "2" is positioned to the right of these buttons. A mouse cursor is pointing at the "Update" button.

(1) Enter and edit the text in the text box provided.

(2) Press the  [Update](#) link to save and add the information or  [Cancel](#) link to abort the action.

3.1.5 Poverty

Where appropriate, an integrated approach to addressing the specific needs of geographical areas most affected by poverty or of target groups at highest risk of discrimination or social exclusion, with special regard to marginalised communities, persons with disabilities, the long term unemployed and young people not in employment, education or training (Article 15 (2) (a) (iii) CPR)

Approach

GUIDELINES


A description of the approach addressing the specific needs of geographical areas most affected by poverty or of target groups at highest risk of discrimination or social exclusion including:

- An identification of the geographical areas most affected by poverty (e.g. NUTS III or LAU I, formerly known as NUTS IV regions with an at-risk-of-poverty rate 20 percentage points above national average) preferably on the basis of poverty maps) or an identification of the target groups at highest risk of discrimination or social exclusion and a description of their specific needs;*
- The integrated approach to address their specific needs and the concrete change aimed at;*
- The ESI Funds that will be used for the implementation of the integrated strategy; and their role as regards types of actions or specific territories;*
- A table summarizing the role and the contribution of the ESI Funds in the implementation of the strategy (table).*

There are no restrictions or requirements as regards the level at which this data should be analysed, however in most cases the analysis should be carried out at a lower level than NUTS II regions in order to be useful. NUTS III regions or particular administrative regions of a Member State may also be used as a point of reference. The analysis may also go to a neighbourhood level, where relevant.

'' This section may also contain the elements of operational programmes for the ERDF, ESF and Cohesion Fund set out in Article 96 (4) of the CPR. In such a case this section includes the programmes' strategies and funding compatible with the overall strategy to address these specific needs and a description of how these operational programmes will contribute to addressing the needs. Relevant information from table 22 of the model for the operational programme will also be included in this section.*

QUICK GUIDES

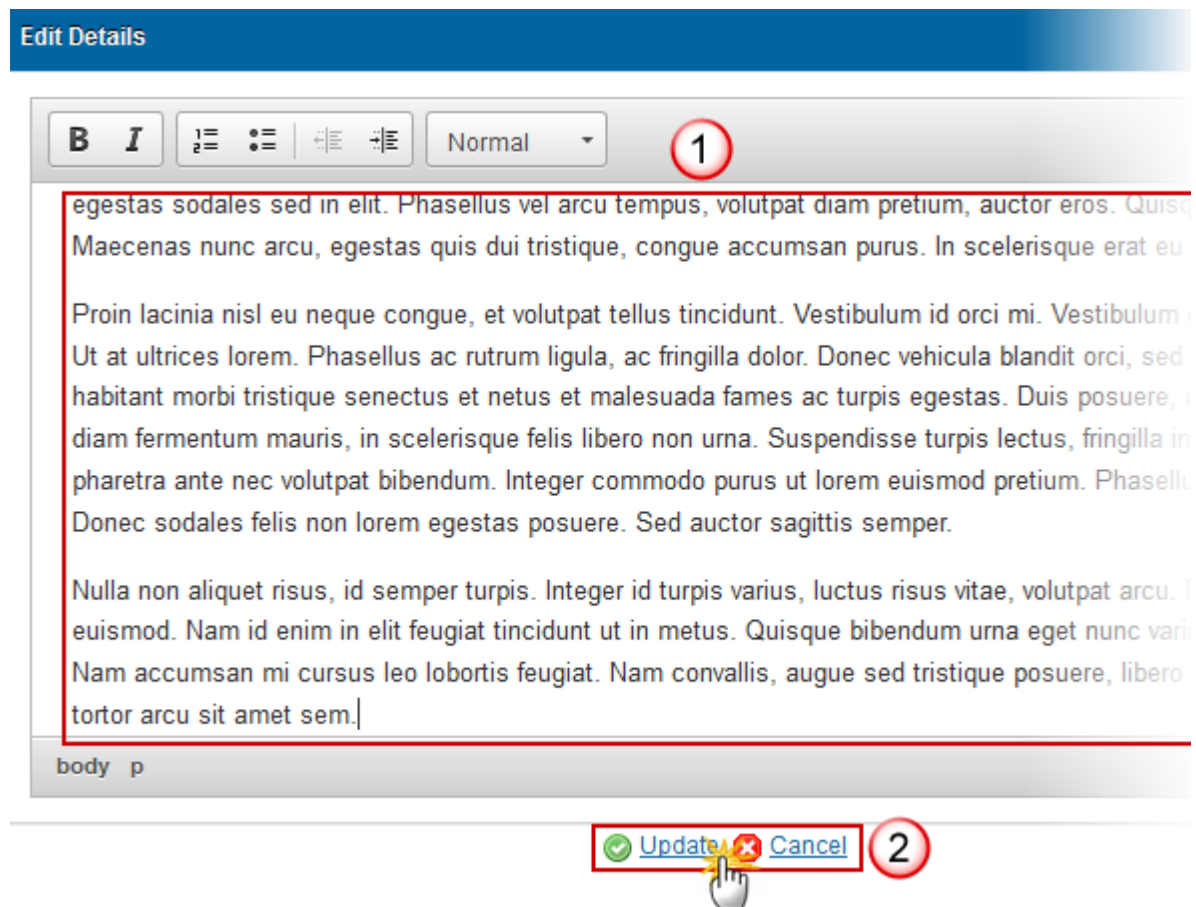
1. Click on the **EDIT** button  to access the edit form to modify the information.

3.1.5 Where appropriate, an integrated approach to addressing the specific needs of geographical areas at risk of discrimination or social exclusion, with special regard to marginalised communities, persons who are not in employment, education or training (Article 15 (2) (a) (iii) CPR)



Description of the approach



The Edit Details screen is displayed:



(1) Enter and edit the text in the text box provided.

(2) Press the  [Update](#) link to save and add the information or  [Cancel](#) link to abort the action.

Needs


1. Click on the **ADD** button  to a new Need.

3.1.5 Where appropriate, an integrated approach to addressing the specific needs of geographical a risk of discrimination or social exclusion, with special regard to marginalised communities, persons not in employment, education or training (Article 15 (2) (a) (iii) CPR)

Specific target groups or geographical areas and short descriptions of the needs

		
SPECIFIC TARGET GROUP OR GEOGRAPHICAL AREA	SHORT DESCRIPTION OF THE NEEDS	

ESI Funds that will be used and main types of actions to be supported



			
ID	PROGRAMME	ESI FUND	TYPE OF ACTION TO BE SUPPORTED

The next display is to add or edit "Specific target groups or geographical areas and short descriptions of the needs" info in the system.

Edit Details

The screenshot shows a web form titled "Edit Details". It contains two large text input areas. The first area is labeled "1" and "Specific target group or geographical area *". The second area is labeled "2" and "Short description of the needs *". Below the text areas is a horizontal bar containing two buttons: "Update" (with a green checkmark icon) and "Cancel" (with a red X icon). A red box highlights these buttons, and a hand cursor is shown clicking the "Cancel" button. A red circle labeled "3" is positioned to the right of the buttons. A scroll bar is visible above the buttons.

(1) (2) Enter and edit the text in the text box provided.

(3) Press the  [Update](#) link to save and add the information or  [Cancel](#) link to abort the action.



The next display is to add or edit "ESI Funds that will be used and main types of actions to be supported" info in the system

Edit Details



Specific Target Group or Geographical Area and Needs * 1

CCI * 2



Type of action to be supported 3

 Update  Cancel 4

(1) (2) (3) Select/Enter and edit the text in the text box provided.

(4) Press the  Update link to save and add the information or  Cancel link to abort the action.

NOTE	The list of Programme / Fund combinations is restricted to the ones used in the "List of Programmes under the ESI Funds" LINK
-------------	---

1. Select a Need and click in the **EDIT** button  to modify the information or send this Need.
2. Select a Need and click on the **REMOVE** button  to delete the Need selected.

Specific target groups or geographical areas and short descriptions of the needs

+    2	1	SHORT DESCRIPTION
SPECIFIC TARGET GROUP OR GEOGRAPHICAL AREA	SHORT DESCRIPTION	SHORT DESCRIPTION
This Group	1	These are the Ne
Another Group		These are the oth

ESI Funds that will be used and main types of actions to be supported

3.1.6 Demographic Challenges

GUIDELINES


This section should be included in the Partnership Agreement where the Member State has highlighted in section 1 specific development needs in regions which suffer from severe and permanent natural or demographic handicaps such as the northernmost regions with very low population density and island, cross- border and mountain regions, which require integrated intervention from the ESI Funds.

It should provide a brief summary of how the ESI Funds will be used to tackle the specific development needs of these regions, insofar as the approach is specific to these regions.

Not all Member States include such regions, therefore the section is not relevant in all cases.

'' This section may also contain the elements of operational programmes for the ERDF, ESF and Cohesion Fund set out in Article 96 (4) of the CPR.*

QUICK GUIDES

1. Click on the EDIT button  to access the edit form to modify the information.

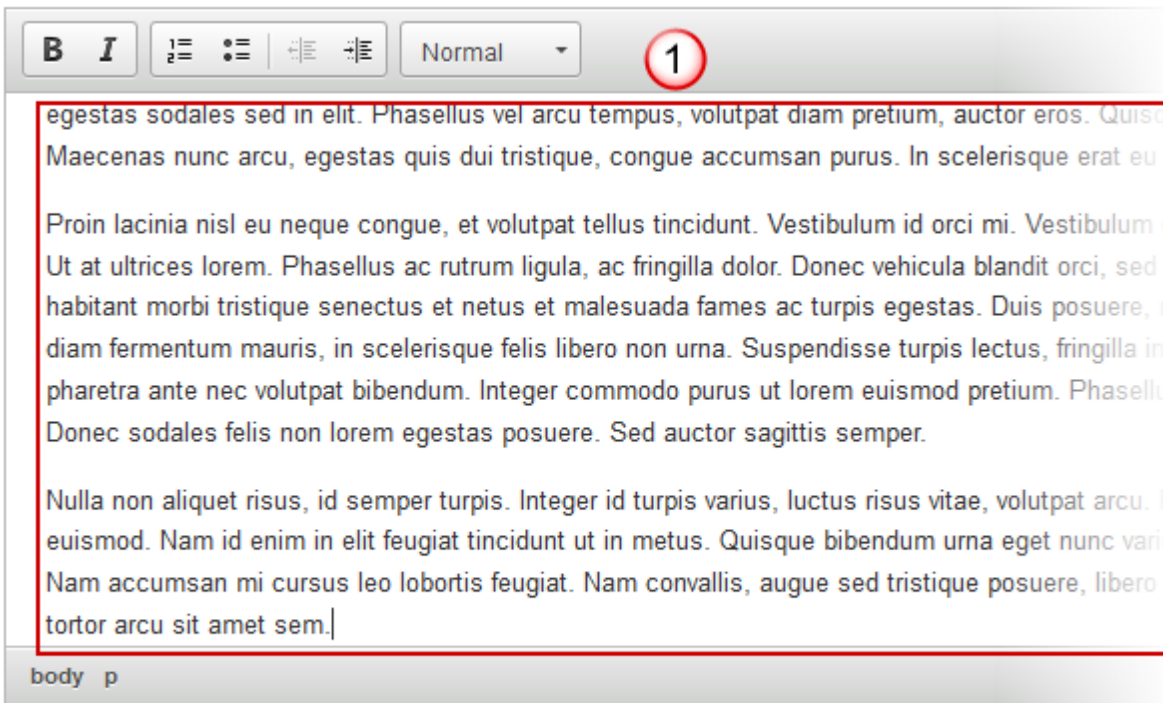
3. DESCRIPTION OF THE INTEGRATED APPROACH TO TERRITORIAL DEVELOPMENT S THE INTEGRATED APPROACHES TO TERRITORIAL DEVELOPMENT BASED ON THE CO CPR)

3.1.6 Where appropriate, an integrated approach, to address the demographic challenges of regions
severe and permanent natural or demographic handicaps, as referred to in Article 174 of the TFEU (A





The Edit Details screen is displayed:

Edit Details



The screenshot shows a web form titled "Edit Details". At the top is a blue header bar with the text "Edit Details". Below the header is a rich text editor toolbar with buttons for Bold (B), Italic (I), bulleted list, numbered list, decrease indent, and increase indent. A dropdown menu is set to "Normal". A red circle with the number "1" is placed over the toolbar. Below the toolbar is a text area containing several paragraphs of placeholder text in Latin. At the bottom of the text area, the text "body p" is visible. Below the text area is a red-bordered box containing two buttons: "Update" with a green checkmark icon and "Cancel" with a red X icon. A red circle with the number "2" is placed over the "Update" and "Cancel" buttons. A mouse cursor is pointing at the "Update" button.

(1) Enter and edit the text in the text box provided.

(2) Press the  [Update](#) link to save and add the information or  [Cancel](#) link to abort the action.

4. Efficient Implementation

Arrangements to ensure efficient implementation of the ESI funds (Article 15(2)(B) CPR).

4.1 Electronic Data Exchange


GUIDELINES

An overview of the arrangements for electronic data exchange including:

(i) an assessment of the existing systems for electronic data exchange, including, for instance an overview of electronic services already available for beneficiaries and of the main development needs;

(ii) a summary of actions planned to gradually permit all exchanges of information between beneficiaries and authorities responsible for management and control of programmes to be carried out by electronic data exchange with an indicative timeframe which is consistent, where applicable, with the regulatory deadlines.

QUICK GUIDES

1. Click on the **EDIT** button  to access the edit form to modify the information.

4.1 An assessment of the existing systems for electronic data exchange, and a summary of all exchanges of information between beneficiaries and authorities responsible for management and control of programmes to be carried out by electronic data exchange



The Edit Details screen is displayed:

Edit Details

egestas sodales sed in elit. Phasellus vel arcu tempus, volutpat diam pretium, auctor eros. Quisque
Maecenas nunc arcu, egestas quis dui tristique, congue accumsan purus. In scelerisque erat eu
Proin lacinia nisl eu neque congue, et volutpat tellus tincidunt. Vestibulum id orci mi. Vestibulum
Ut at ultrices lorem. Phasellus ac rutrum ligula, ac fringilla dolor. Donec vehicula blandit orci, sed
habitant morbi tristique senectus et netus et malesuada fames ac turpis egestas. Duis posuere,
diam fermentum mauris, in scelerisque felis libero non urna. Suspendisse turpis lectus, fringilla in
pharetra ante nec volutpat bibendum. Integer commodo purus ut lorem euismod pretium. Phasellus
Donec sodales felis non lorem egestas posuere. Sed auctor sagittis semper.

Nulla non aliquet risus, id semper turpis. Integer id turpis varius, luctus risus vitae, volutpat arcu. In
euismod. Nam id enim in elit feugiat tincidunt ut in metus. Quisque bibendum urna eget nunc vari
Nam accumsan mi cursus leo lobortis feugiat. Nam convallis, augue sed tristique posuere, libero
tortor arcu sit amet sem.]

body p

(1) Enter and edit the text in the text box provided.

(2) Press the link to save and add the information or link to abort the action.

Validate the Partnership Agreement

REMARK	<p>It is a must to have the role of MS Authority Update for all funds covered by the PA (ERDF,CF, ESF, YEI, EAFRD & EMFF).</p> <p>Its status is 'OPEN' or 'READY TO SEND' and resides on your Node which is on the highest Member State Node.</p>
---------------	--

1. Click on the [Validate](#) link to validate the Partnership Agreement.

The system validates the following information:

REMARK	<p>An ERROR will block you from sending the PA. The error(s) should be resolved and the PA must be revalidated. Note that a WARNING does not block you from sending the PA.</p>
---------------	---

Code	Validation Rule	Severity
2.1	Validate that at least one Official in Charge of the Member State exists.	WARNING
2.2	<p>Validate against fixed Financial Allocations that the sum of the yearly EU contributions per Member State and Fund in the Partnership Agreement are smaller or equal than the fixed yearly Financial Allocations per Member State and Fund.</p> <p>Total ERDF+ESF (1.6) <= Less developed + Transition + More developed + Outermost (Financial Allocations)</p> <p>Total CF (1.6) <= Cohesion Fund (Financial Allocations)</p> <p>Total YEI (1.6) <= YEI (Financial Allocations)</p> <p>Total EAFRD (1.6) <= EAFRD (Financial Allocations)</p> <p>Total EMFF (1.6) <= EMFF (Financial Allocations)</p>	ERROR
2.3	Validate that at least one Programme has been listed in paragraph 1.6.	ERROR
2.4	Validate that at least one Programme/Fund/Action to be supported is created per Target Group/Area/Need in paragraph 3.1.5.	ERROR

2.5	Validate that the Partnership Agreement was created on a highest Member State Node.	ERROR
2.6	Validate that when Semi-Structured is chosen, that Document Types "Official Proposal Part 1 (Sections 1 and 2)" and "Official Proposal Part 2 (Sections 3 and 4)" have been uploaded and that all structured text attributes are empty.	ERROR
2.7	Validate that when one of the listed Programmes makes use of Article 96(8), that Fully Structured is chosen.	ERROR
2.8	Validate that the allocations per Thematic Objective and Fund and for Technical assistance (paragraph 1.4.1) are equal to the consolidated amounts of the already encoded Programmes in Paragraph 1.6.	WARNING
2.9	Validate that the allocation for Climate Change Objectives (paragraph 1.4.2) is equal to the consolidated amounts of the already encoded Programmes in Paragraph 1.6.	WARNING
2.10	Validate that the allocations per Programme and Fund (paragraph 1.6) are equal to the consolidated amounts of the already encoded Programmes of Paragraph 1.6.	WARNING
2.11	Validate that when one of the listed Programmes makes use of Article 87(8), that selected ex-ante conditionalities have data on the Priority Axes to which the conditionality applies.	WARNING
2.12	Validate that Poverty Actions are defined against CCI/Fund codes listed in the Partnership Agreement in paragraph 1.6. (implicit in web).	ERROR
2.13	Validate that all 9 Performance Reserve records exists (implicit in web).	ERROR
2.14	Validate that the list of Programmes in Paragraph 1.6 is equal to the list of already encoded Programmes.	WARNING
2.15	Validate that all 7 records (ERDF Less Developed, Transition ,More Developed; ESF Less Developed, Transition, More Developed; CF) exists for paragraph 1.4.4 (implicit in web)	ERROR
2.16	Validate against fixed Financial Allocations that the sum of the EU contributions per Member State and Fund in the Partnership Agreement (paragraph 1.4.1) are smaller or equal than the fixed Financial Allocations per Member State and Fund. Total ERDF+ESF (1.4.1) <= Less developed + Transition + More	ERROR

	<p>developed + Outermost (Financial Allocations)</p> <p>Total CF (1.4.1) <= Cohesion Fund (Financial Allocations)</p> <p>Total EAFRD (1.4.1) <= EAFRD (Financial Allocations)</p> <p>Total EMFF (1.4.1) <= EMFF (Financial Allocations)</p>	
2.17	<p>Validate against fixed Financial Allocations that the YEI specific allocation in the Partnership Agreement (paragraph 1.4.2) is smaller or equal than the fixed Financial Allocations for YEI.</p> <p>YEI specific allocation (1.4.2) <= YEI (Financial Allocations)</p>	ERROR
2.18	<p>Validate against fixed Financial Allocations that the ESF Minimum Share in the Partnership Agreement (paragraph 1.4.3) is greater or equal than the fixed ESF Minimum Share in the Financial Allocations</p> <p>ESF Minimum Share (1.4.3) >= ESF Minimum Share (Financial Allocations)</p>	WARNING
2.19	<p>Validate that no EMFF Operational Programme was entered in Table 1.6.</p> <p>This is temporary until the EMFF regulation gets adopted. "The legal basis for EMFF operational programmes has not been adopted yet. Please remove EMFF programmes from table 1.6"</p>	ERROR
2.20	<p>Validate that no EMFF Union Support was entered in Table 1.4.1.</p> <p>This is temporary until the Commission decision fixing the EMFF resource by Member States is adopted. "The Commission decision fixing the EMFF resource by Member States has not been adopted yet. Please remove EMFF union support form table 1.4.1"</p>	ERROR
2.21	<p>Validate that ESF Matching Funding is at least as high as YEI Specific Allocation in the Partnership Agreement (paragraph 1.4.2)</p> <p>ESF matching funding (1.4.2) >= YEI specific allocation (1.4.2)</p>	ERROR
2.22	<p>Validate that all integral documents have at least one attachment with a length > 0</p>	ERROR
2.23	<p>Validate that the total ESF allocation in Table 1.6 is >= minimum ESF allocation for that Member State.</p>	ERROR

After all errors have been removed the status of the PA becomes '**READY TO SEND**'.

An example of a validation window:

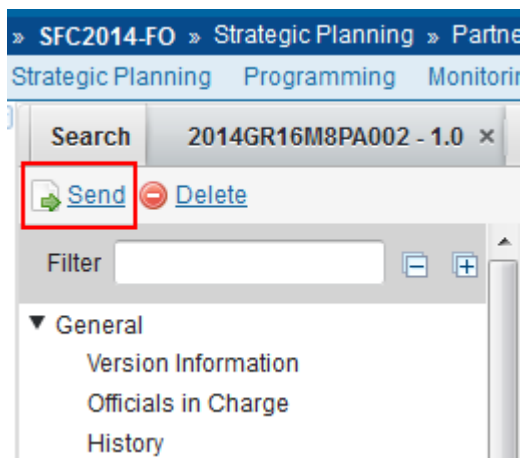
Latest Validation Results

DATE	SEVERITY	MESSAGE
11/12/2013	Warning	The allocations per Thematic Objective (Strengthening research, technological development and innovation) and Fund and for Technical assistance (paragraph 1.4.1) should be equal to the consolidated amounts of the already encoded Programmes.
11/12/2013	Warning	The allocations per Thematic Objective (Enhancing access to, and use and quality of, information and communication technologies) and Fund and for Technical assistance (paragraph 1.4.1) should be equal to the consolidated amounts of the already encoded Programmes.
11/12/2013	Warning	The allocations per Thematic Objective (Enhancing the competitiveness of small and medium-sized enterprises, the agricultural sector (for the EAFRD) and the aquaculture sector (for the EMFF)) and Fund and for Technical assistance (paragraph 1.4.1) should be equal to the consolidated amounts of the already encoded Programmes.
11/12/2013	Warning	The allocations per Thematic Objective (Supporting the shift towards a low-carbon economy in all sectors) and Fund and for Technical assistance (paragraph 1.4.1) should be equal to the consolidated amounts of the already encoded Programmes.
11/12/2013	Warning	The allocations per Thematic Objective (Promoting climate change adaptation, risk prevention and management) and Fund and for Technical assistance (paragraph 1.4.1) should be equal to the consolidated amounts of the already encoded Programmes.
11/12/2013	Warning	The allocations per Thematic Objective (Preserving and protecting the environment and promoting resource efficiency) and Fund and for Technical assistance (paragraph 1.4.1) should be equal to the consolidated amounts of the already encoded Programmes.
11/12/2013	Warning	The allocations per Thematic Objective (Promoting sustainable transport and removing bottlenecks in key network infrastructures) and Fund and for Technical assistance (paragraph 1.4.1) should be equal to the consolidated amounts of the already encoded Programmes.
11/12/2013	Warning	The allocations per Thematic Objective (Promoting sustainable and quality employment and supporting labour mobility) and Fund and for Technical assistance (paragraph 1.4.1) should be equal to the consolidated amounts of the already encoded Programmes.
11/12/2013	Warning	The allocations per Thematic Objective (Investing in education, training and vocational training for skills and lifelong learning) and Fund and for Technical assistance (paragraph 1.4.1) should be equal to the consolidated amounts of the already encoded Programmes.
11/12/2013	Warning	The allocations per Thematic Objective (Promoting social inclusion, combating poverty and any discrimination) and Fund and for Technical assistance (paragraph 1.4.1) should be equal to the consolidated amounts of the already encoded Programmes.
11/12/2013	Warning	The allocations per Thematic Objective (Enhancing institutional capacity of public authorities and stakeholders and an efficient public administration) and Fund and for Technical assistance (paragraph 1.4.1) should be equal to the consolidated amounts of the already encoded Programmes.
11/12/2013	Warning	The allocations per Thematic Objective (Technical Assistance) and Fund and for Technical assistance (paragraph 1.4.1) should be equal to the consolidated amounts of the already encoded Programmes.

Send the Partnership Agreement

REMARK	<p>The PA can only be sent once any Validation Errors have been removed and the status of the PA is 'VALIDATED'.</p> <p>You must have the role of MS Authority Send.</p> <p>The '4 eye principle' must be respected. Therefore, the user sending must be different from the user who last validated.</p> <p>The Sending of information by a Member State to the Commission should be electronically signed in accordance with Directive 1999/93/EC. The EU Login now provides a functionality of signing without forcing the user to have a certificate.</p>
---------------	--

1. Click on the [Send](#) link to send the Partnership Agreement.



The system will ask you to confirm the send action:

Send Confirmation

CCI 2014GR16M8PA002

Version 1.0

Snapshot of Data before send prepareDocument

Do you really want to send this Partnership Agreement Version?

 [Yes](#)  [No](#)

2. Click on [Yes](#) to confirm. The status of the PA is '**SENT**'. Click on [No](#) to return to the Partnership Agreement.

The **Sending** of information by a Member State to the Commission should be **electronically signed in accordance with Directive 1999/93/EC**.

Sending of the different objects is generating a snapshot document and after the sending an acknowledge document is generated by the European Commission.

3. This acknowledge document is signed but the Member State was not signing the snapshot document. The EU Login now provides a functionality of signing without forcing the user to have a certificate. The action to sign will only be triggered when sending to the European Commission:



External

SFCTestSilvia SUPPORT (SFCTest2014)



Sign a transaction

Welcome **SFCTestSilvia SUPPORT** to the EU Login Signature page. This page allows you to digitally sign a transaction using your EU Login password.

Sign a transaction for sfc2014

Description: **Accounts Snapshot of data before send 2014AT65ISNP001 2016.0**

Reason: **Electronic signature required in accordance with Directive 1999/93/EC**

Password

 1

[Printer-friendly Version](#) | [> See the complete transaction](#)

- (1) Enter your SFC2014 Password
- (2) Click on the 'Sign' button

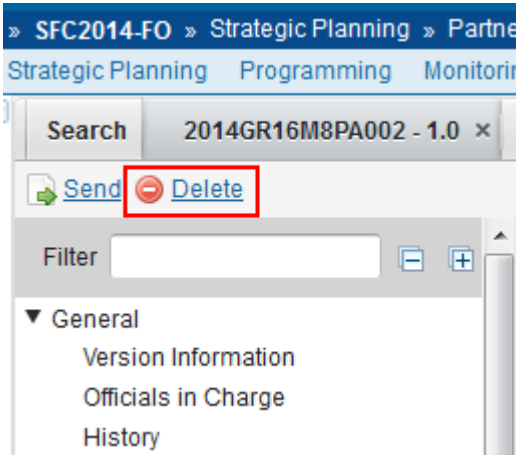
REMARK	<p>On success, the Partnership Agreement has been sent to the Commission.</p> <p>If Section 1 and Section 2 are not modified compared to the last adopted version and when it concerns a fully-structured PA the status is set to 'ADOPTED BY MS'.</p> <p>When it concerns a Major modification (Section 1 or 2 is modified) or a semi-structured PA, then the status is set to 'SENT'.</p> <p>The system compares the version to send with the last version adopted by the</p>
---------------	---

	Commission and verifies that Section 1 or 2 is modified. If this is the case, then we have a Major modification and a Commission Decision will be required. If no version adopted by the Commission exists, it is always a Major modification.
--	--

Delete the Partnership Agreement

REMARK	<p>You must have the role of MS Authority Update.</p> <p>A PA can be deleted only if its status is 'OPEN' or 'READY TO SEND' and has never been sent to the Commission before and has no sent documents attached.</p>
---------------	--

1. Click on the [Delete](#) link to remove a Partnership Agreement version from the system.



The system will ask you to confirm the delete action:

Delete Confirmation

CCI 2014GR16M8PA002

Last adopted Version 1.0

Do you really want to delete this Partnership Agreement Version?

[Yes](#)
 [No](#)

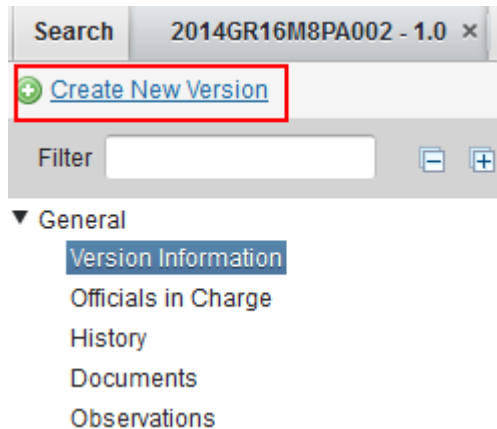
2. Click on [Yes](#) to confirm. Click on [No](#) to return to the Partnership Agreement.

Create a New Version of the Partnership Agreement

Because of the different adoptions of the regulations of the ESI Funds, it is necessary to allow the creation of concurrent Partnership Agreement versions; at least until all ESI Fund regulations are adopted. Concurrent Partnership Agreement versions are versions which are not yet adopted by the Commission.

REMARK	<p>A New Version can only be created when the current PA version is:</p> <p>'RETURNED FOR MODIFICATION BY EC' (this will create a new working version), or is the last version and the status is 'ADOPTED BY EC/MS', 'SENT' or 'CANCELLED' (this will create a new major version).</p> <p>In order to avoid uncontrolled creation of new versions, the system will only allow creating one new version per day and only when all previous versions were once SENT to the Commission.</p>
---------------	--

1. Click on the [Create New Version](#) link to create a new version of the Partnership Agreement.



The system will ask you to confirm the create new version action:

Create New Version Confirmation

CCI 2014GR16M8PA002

Last adopted Version 1.0

Do you really want to create a new Partnership Agreement version?

 [Yes](#)  [No](#)

2. Click on [Yes](#) to confirm. Click on [No](#) to return to the Partnership Agreement.

On success, a new version of the Partnership Agreement has been created and his status was set to **'OPEN'**.

When creating a new version on a version in status **'RETURNED FOR MODIFICATION BY EC'**, it is created as a copy of that version (without the documents) and the working version number was incremented by one. (Example 1.0 → 1.1)

When creating a new version on the last **'ADOPTED BY EC/MS'** version, it is created as a copy of that version (without the documents) and the version number was incremented by one. (Example 1.0 → 2.0)

When creating a new version on the last **'SENT'** version, it is created as a copy of that version and the version number was incremented by one. (Example 1.0 → 2.0)

NOTE	There will not be any automatic synchronisation of data between concurrent versions. When a version 1.0 is returned for modification after a version 2.0 was created based on version 1.0, the modifications applied in version 1.1 will not be automatically applied on version 2.0. It will be up to the Member State to include these modifications in any more recent version. To make this possible, the Commission should adopt the concurrent versions in the order they were initially submitted to the Commission. Otherwise lower version numbers could have more recent Commission Decision numbers.
-------------	---