



H2020 - Marie Skłodowska-Curie Actions (MSCA)

Country fact sheet: **Australia (AU)**

Last refresh date: 25/11/19

H2020 Key facts and figures (2014-2020)

Number of AU researchers funded by MSCA:	183
EU budget awarded to AU organisations (EUR million):	0,26
Number of AU organisations in MSCA:	41

In detail, the number of the organisation participations and the budget awarded to them, as well as the number of researcher mobilities involving these organisations:

Action	Number of Participations of AU organisations*		EU contribution (in EUR million) to AU organisations	Number Of Projects	AU researchers involved	Researchers going to AU organisations
COFUND	9	(9)	N/A	7	29	0
IF	49	(49)	N/A	49	86	49
ITN	26	(25)	0,26	24	29	1
RISE	66	(66)	N/A	51	39	351
Total:	150	(149)**	0,26	131	183	401

* Number of Participations is the number of participations by organisations i.e. the total number of times that organisations in this country have participated in each action.

**In brackets - partner organisations (included in the total number).

Ranking (among OCEF):

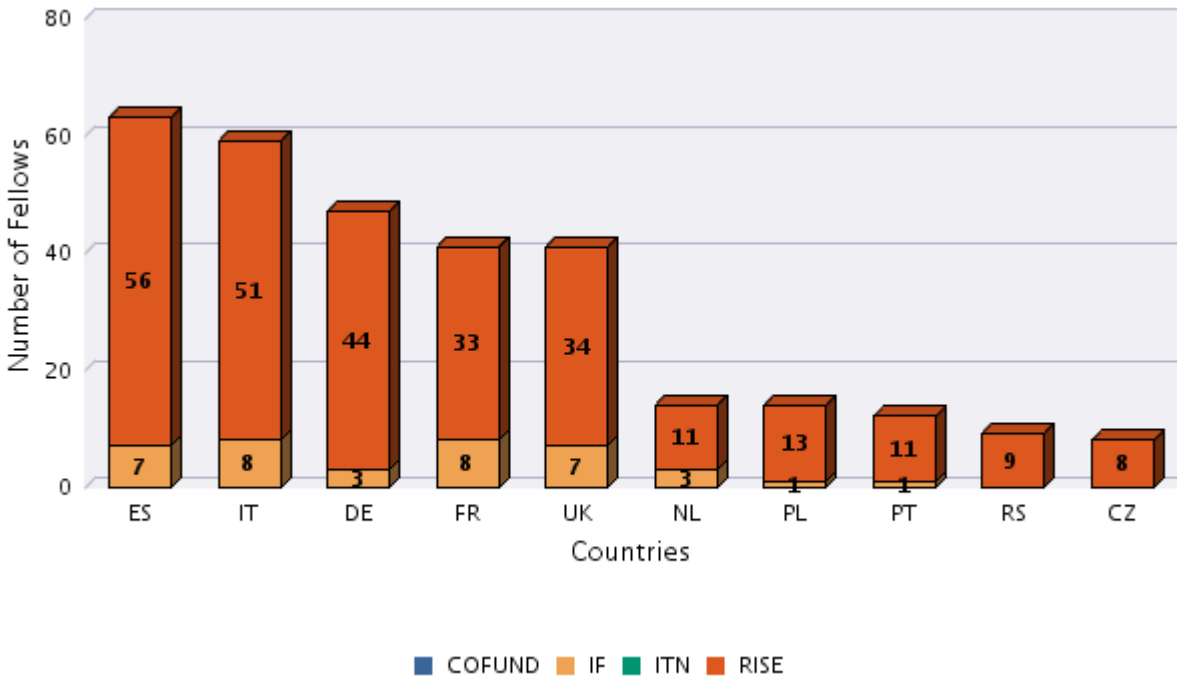
Success_Rate rate of AU applicants* : 17,36 % OCEF average: 18,81 %

Place	Ranking	AU		OCEF
3	No of applicants	1 000	8,49 %	11 783
1	EU contribution share (EUR million)	0,26	33,02 %	0,78
4	No of Participations of AU organisations	150	7,79 %	1 925

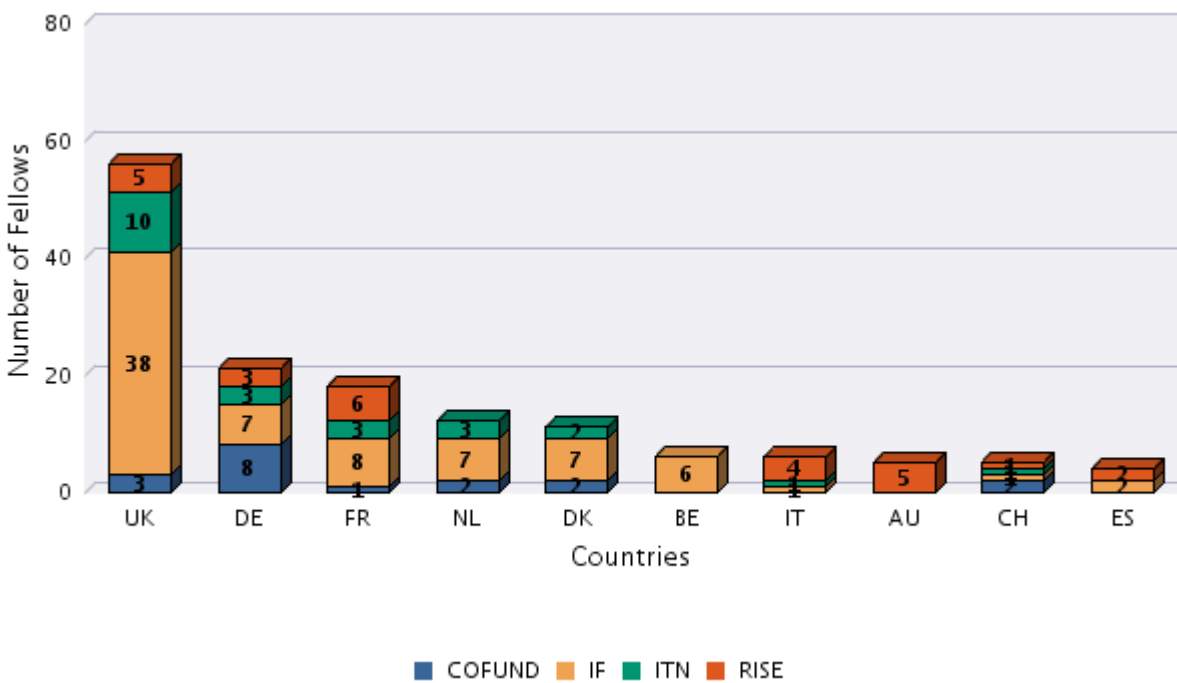
* Success rate is determined by dividing the number of successful organisation participations to the number of eligible applying organisations.

Mobility patterns: fellowships

Fellows going to AU, grouped by their nationality (top 10 nationalities)



AU fellows (nationals) grouped by country of destination (top 10 countries)

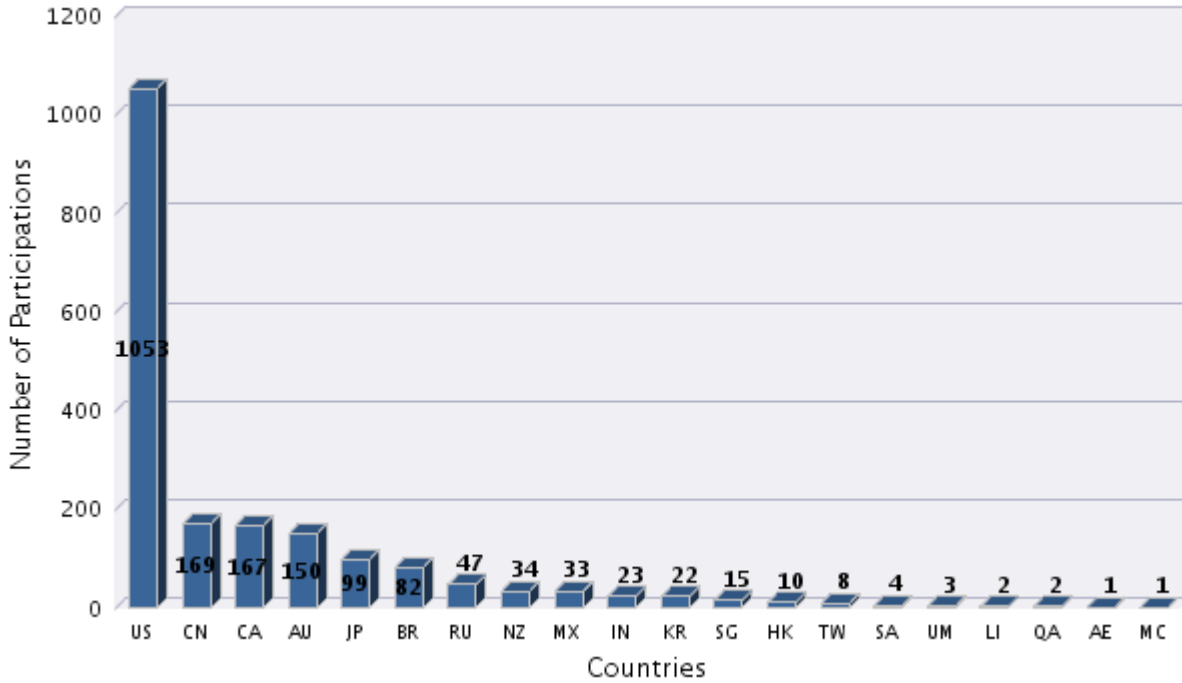


H2020 - Marie Skłodowska-Curie Actions (MSCA)

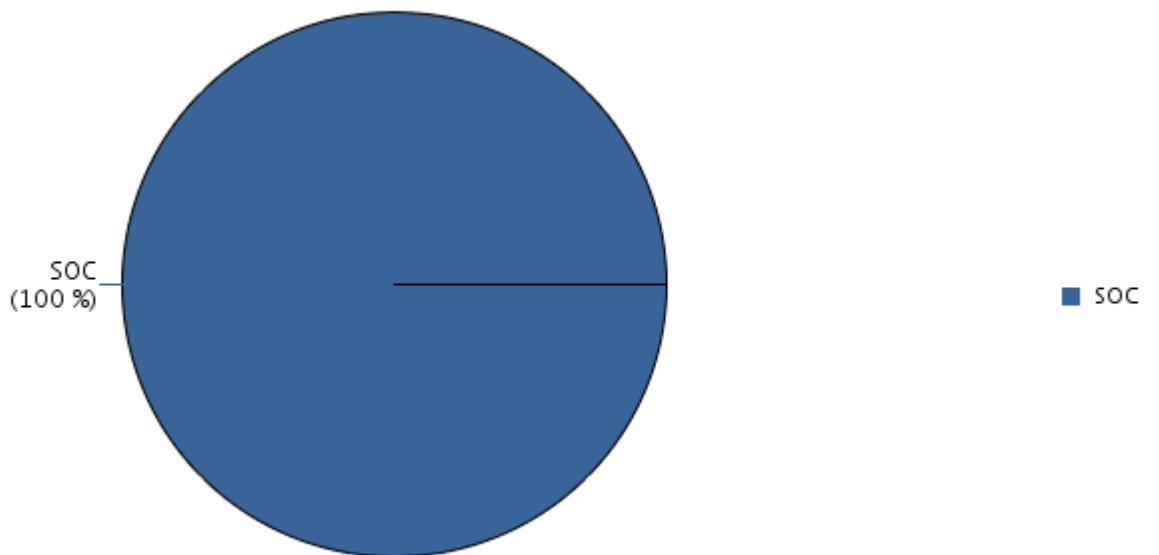
Country fact sheet: **Australia (AU)**

Last refresh date: 25/11/19

Number of participations of OCEF organisations



Financial distribution by scientific panel (AU)

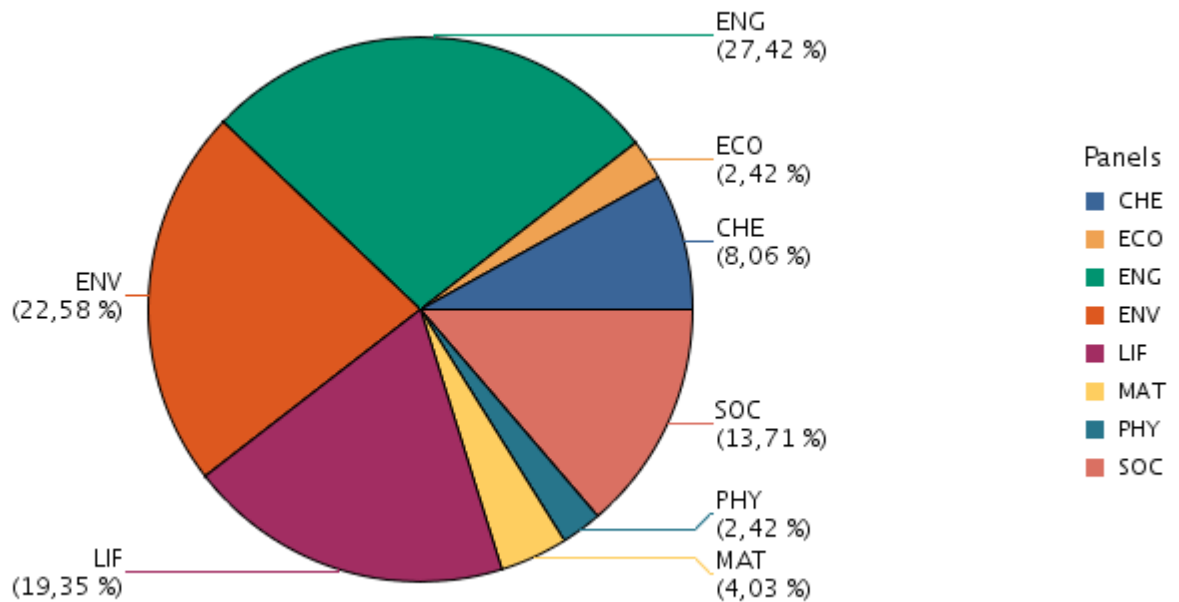


H2020 - Marie Skłodowska-Curie Actions (MSCA)

Country fact sheet: **Australia (AU)**

Last refresh date: 25/11/19

Project distribution by scientific panel (AU)



Gender of AU researchers involved in MSCA actions

Scientific Panel	Female	Male
Total (OCEF)	36 %	64 %
Total (AU)	39 %	61 %
CHE	24 %	76 %
COFUND - DP	33 %	67 %
COFUND - FP	48 %	52 %
ECO	0 %	100 %
ENG	19 %	81 %
ENV	33 %	67 %
LIF	55 %	45 %
MAT	17 %	83 %
PHY	21 %	79 %
SOC	58 %	42 %



H2020 - Marie Skłodowska-Curie Actions (MSCA)

Country fact sheet: **Australia (AU)**

Last refresh date: 25/11/19

Top collaborative links with AU*

Country	Number of Collaborations
US - United States	1 018
CN - China (People's Republic of)	165
CA - Canada	163
AU - Australia	150
JP - Japan	95

* A collaborative link is assumed to exist between each pair of participants in each contract. The number of collaborative links created by a project is calculated in the following way: When there are m participants from one country and p from another country in a project, the number of collaborative links created between the two countries as a result of the project is assumed to be m*p.

Participating AU organisations by type of organisation

	Total	% Total	% Average OCEF
Academic	143	95,33 %	84,26 %
Non-Academic	7	4,67 %	15,74 %
• Private for Profit	6	4,00 %	11,53 %
• SMEs			0,57 %

Top AU participating organisations in terms of EU contribution (in EUR million)

Name	EU Contribution
Edith Cowan University	0,26

Top AU participating organisations in terms of number of participations

Name	Number of participations
THE UNIVERSITY OF SYDNEY	16
UNIVERSITY OF MELBOURNE	14
MONASH UNIVERSITY	12
THE AUSTRALIAN NATIONAL UNIVERSITY	12
THE UNIVERSITY OF QUEENSLAND	9



H2020 - Marie Skłodowska-Curie Actions (MSCA)

Country fact sheet: **Australia (AU)**

Last refresh date: 25/11/19

Top AU private for profit entities participations

Name	Number of participations
The Trustee for Australian Museum Trust	1
ANZAC HEALTH AND MEDICAL RESEARCH FOUNDATION	1
BRESMEDICAL PTY LTD	1
Board of the Queensland Museum	1
Australian and New Zealand Dialysis and Transplant (ANZDATA) Registry	1



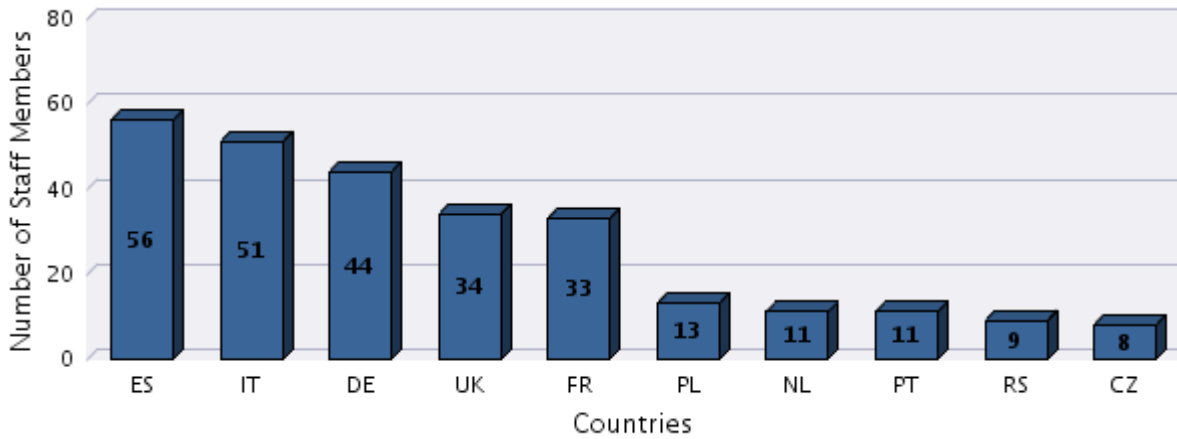
H2020 - Marie Skłodowska-Curie Actions (MSCA)

Country fact sheet: **Australia (AU)**

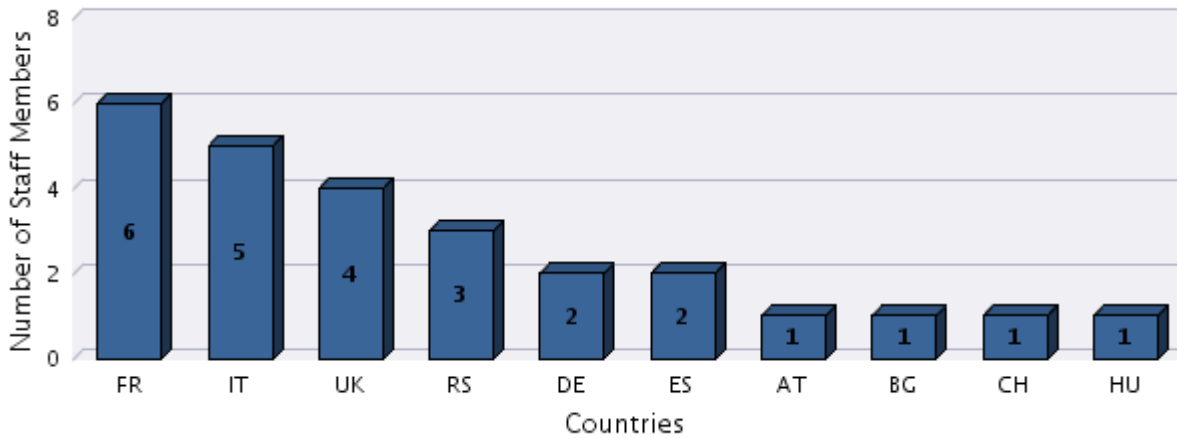
Last refresh date: 25/11/19

Research and Innovation Staff Exchange (RISE) mobility pattern

Staff members going to AU, grouped by the sending organisation country (top 10 countries)



Staff members sent by AU, grouped by the host organisation country (top 10 countries)



List of the OCEF group country codes and their respective name

Country Code	Country Name
AD	Andorra
AE	United Arab Emirates
AG	Antigua and Barbuda
AQ	Antarctica
AU	Australia
AX	Åland islands
BB	Barbados
BH	Bahrain
BN	Brunei Darussalam
BR	Brazil
BS	Bahamas
BV	Bouvet Island
CA	Canada
CC	Cocos Islands (or Keeling Islands)
CK	Cook Islands
CN	China (People's Republic of)
CP	Clipperton
CX	Christmas Island
EH	Western Sahara
GG	Guernsey
GQ	Equatorial Guinea
GU	Guam
HK	Hong Kong
HM	Heard Island and McDonald Islands
IM	Isle of Man
IN	India
JE	Jersey
JP	Japan
KR	Korea (Republic of)
KW	Kuwait
LI	Liechtenstein
MC	Monaco
MF	Saint Martin (french part)

Country Code	Country Name
MO	Macao
MP	Northern Mariana Islands
MX	Mexico
NF	Norfolk Island
NR	Nauru
NU	Niue
NZ	New Zealand
OM	Oman
PR	Puerto Rico
QA	Qatar
RU	Russian Federation
SA	Saudi Arabia
SG	Singapore
SJ	Svalbard and Jan Mayen
SM	San Marino
TK	Tokelau
TT	Trinidad and Tobago
TW	Taiwan
UM	United States Minor outlying islands
US	United States
VA	Holy See
VI	Virgin Islands (US)
YT	Mayotte