



H2020 - Marie Skłodowska-Curie Actions (MSCA)

Country fact sheet: **United Kingdom (UK)**

Last refresh date: 13/06/2018

H2020 Key facts and figures (2014-2020)

Number of UK researchers funded by MSCA:	835
EU budget awarded to UK organisations (EUR million):	692.70
Number of UK organisations in MSCA:	677

In detail, the number of the organisation participations and the budget awarded to them, as well as the number of researcher mobilities involving these organisations:

Action	Number of Participations of UK organisations*		EU contribution (in EUR million) to UK organisations	Number Of Projects	UK researchers involved	Researchers going to UK organisations
COFUND	83	(71)	34.63	31	59	82
IF	1 663	(-)	308.08	1 615	258	1 615
ITN	1 103	(403)	302.43	424	120	883
NIGHT	24	(-)	1.96	12	N/A	0
RISE	335	(-)	45.60	188	398	658
Total:	3 208	(474)**	692.70	2 270	835	3 238

* Number of Participations is the number of participations by organisations i.e. the total number of times that organisations in this country have participated in each action.

**In brackets - partner organisations (included in the total number).

Ranking (among MS):

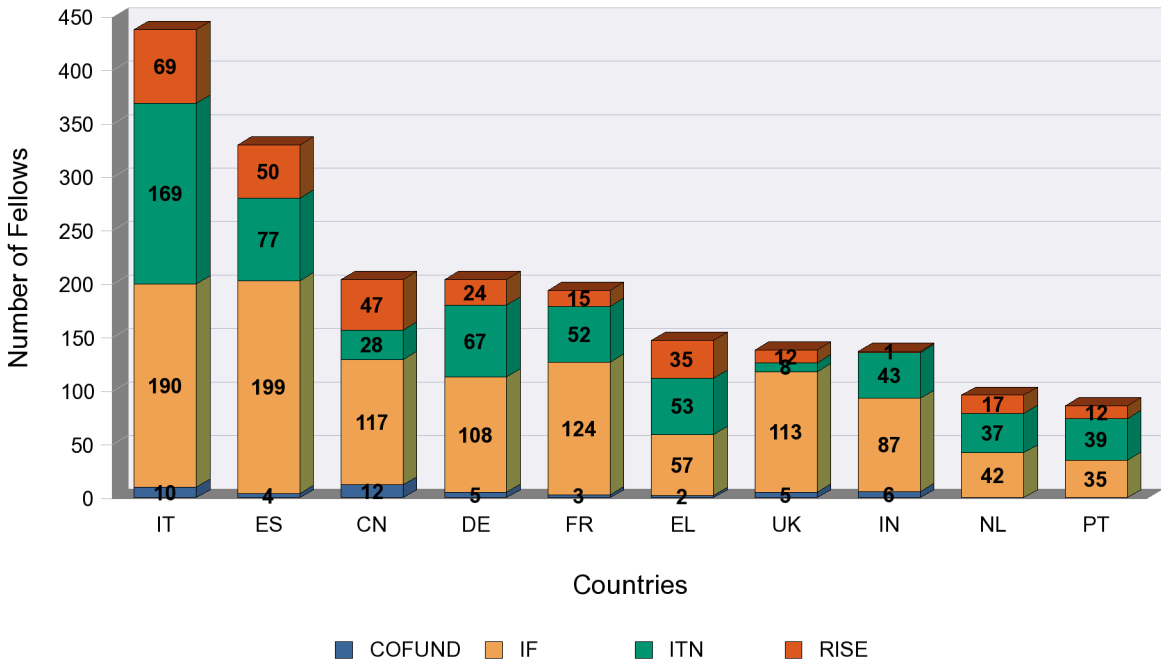
Success_Rate rate of UK applicants* : **14.15 %** MS average: **11.89 %**

Place	Ranking	UK		MS
1	No of applicants	23 986	18.16 %	132 072
1	EU contribution share (EUR million)	692.70	22.27 %	3 110.44
1	No of Participations of UK organisations	3 208	21.65 %	14 820

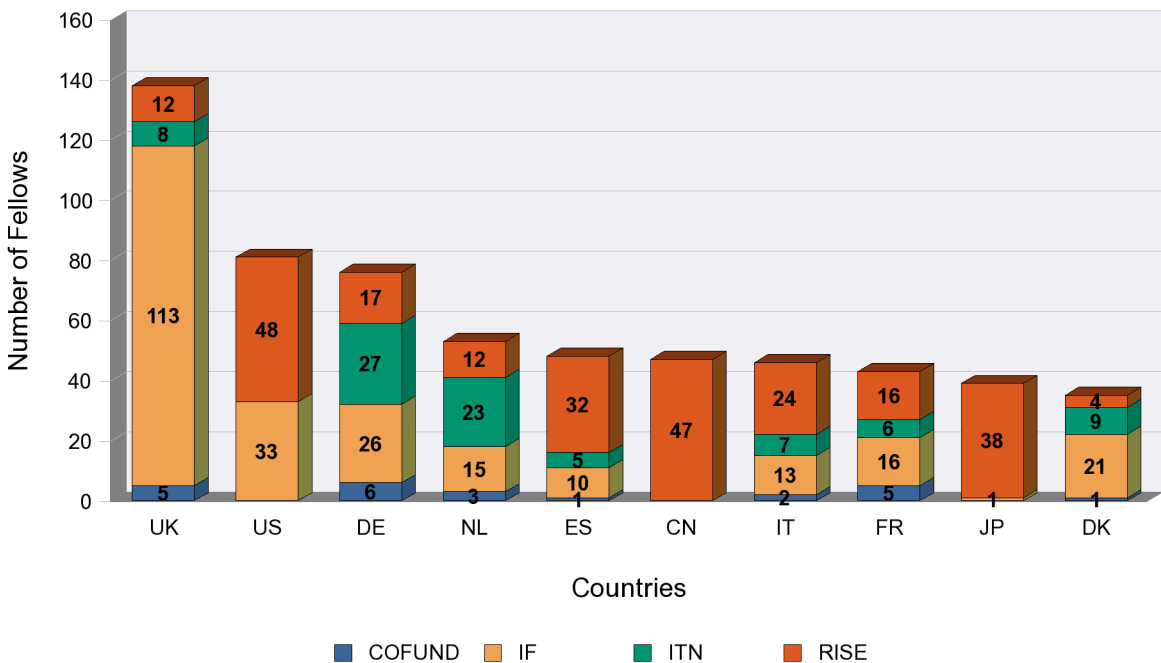
* Success rate is determined by dividing the number of successful organisation participations to the number of eligible applying organisations.

Mobility patterns: fellowships

Fellows going to UK, grouped by their nationality (top 10 nationalities)



UK fellows (nationals) grouped by country of destination (top 10 countries)

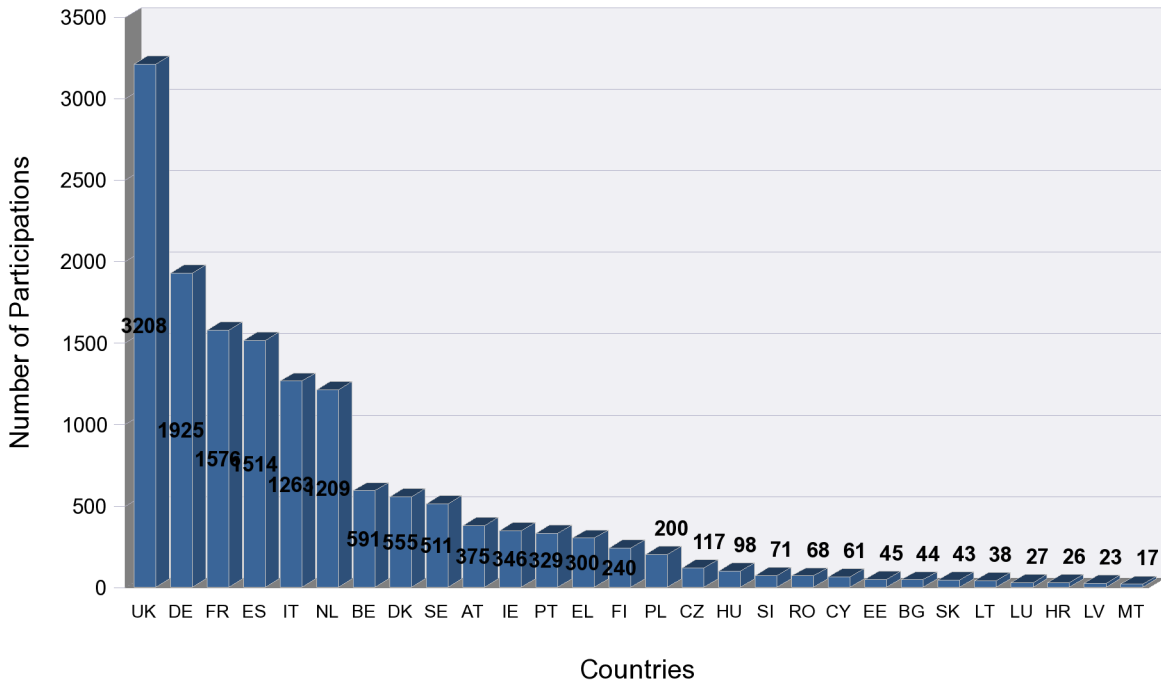


H2020 - Marie Skłodowska-Curie Actions (MSCA)

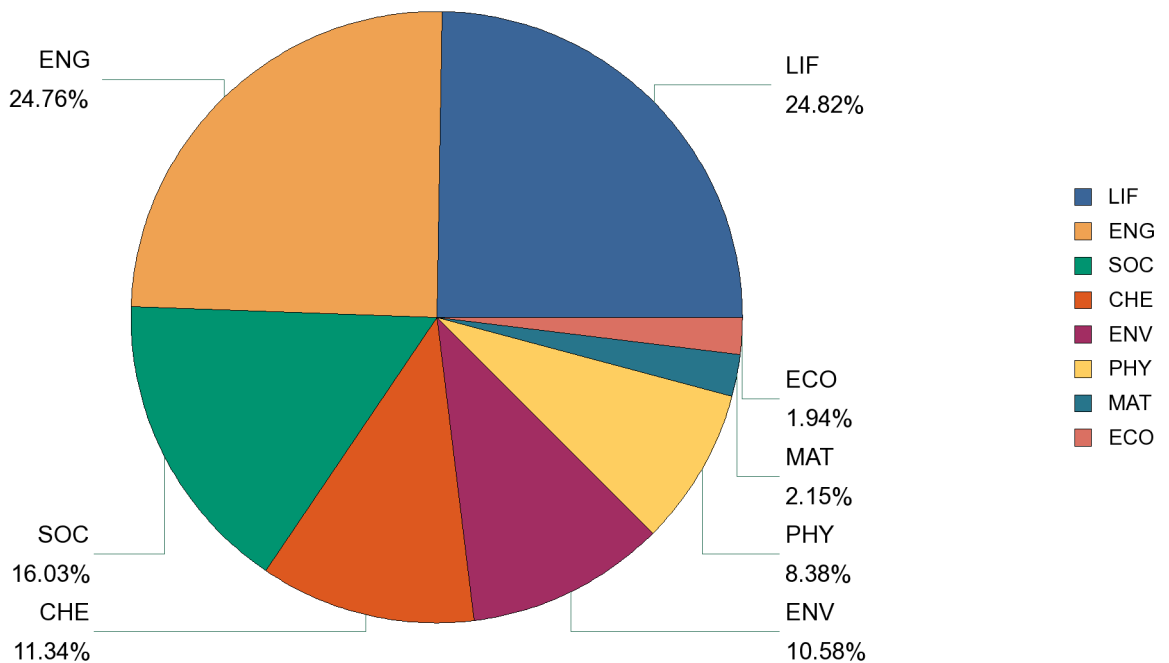
Country fact sheet: **United Kingdom (UK)**

Last refresh date: 13/06/2018

Number of participations of MS organisations



Financial distribution by scientific panel (UK)

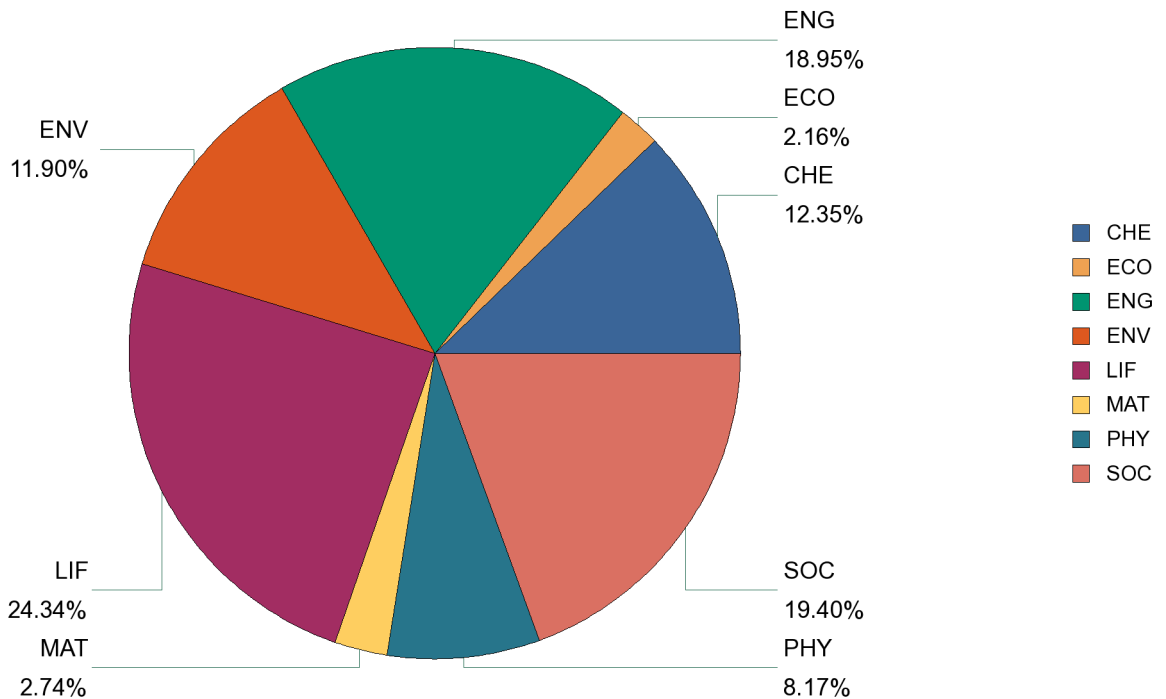


H2020 - Marie Skłodowska-Curie Actions (MSCA)

Country fact sheet: **United Kingdom (UK)**

Last refresh date: 13/06/2018

Project distribution by scientific panel (UK)



Gender of UK researchers involved in MSCA actions

Scientific Panel	Female	Male
Total (MS)	41 %	59 %
Total (UK)	33 %	67 %
CHE	26 %	74 %
COFUND - DP	56 %	44 %
COFUND - FP	26 %	74 %
ECO	32 %	68 %
ENG	17 %	83 %
ENV	32 %	68 %
LIF	36 %	64 %
MAT	8 %	92 %
PHY	19 %	81 %
SOC	53 %	47 %



H2020 - Marie Skłodowska-Curie Actions (MSCA)

Country fact sheet: **United Kingdom (UK)**

Last refresh date: 13/06/2018

Top collaborative links with UK*

Country	Number of Collaborations
DE - Germany	2 662
FR - France	1 472
NL - Netherlands	1 428
IT - Italy	1 389
ES - Spain	1 273

* A collaborative link is assumed to exist between each pair of participants in each contract. The number of collaborative links created by a project is calculated in the following way: When there are m participants from one country and p from another country in a project, the number of collaborative links created between the two countries as a result of the project is assumed to be m*p.

Participating UK organisations by type of organisation

	Total	% Total	% Average MS
Academic	2 553	79.58 %	72.40 %
Non-Academic	655	20.42 %	27.60 %
• Private for Profit	539	16.80 %	24.18 %
• SMEs	163	5.08 %	9.70 %

Top UK participating organisations in terms of EU contribution (in EUR million)

Name	EU Contribution
THE CHANCELLOR MASTERS AND SCHOLARS OF THE UNIVERSITY OF CAMBRIDGE	44.75
THE CHANCELLOR, MASTERS AND SCHOLARS OF THE UNIVERSITY OF OXFORD	38.81
UNIVERSITY COLLEGE LONDON	37.70
IMPERIAL COLLEGE OF SCIENCE TECHNOLOGY AND MEDICINE	31.77
THE UNIVERSITY OF BIRMINGHAM	28.60



H2020 - Marie Skłodowska-Curie Actions (MSCA)

Country fact sheet: **United Kingdom (UK)**

Last refresh date: 13/06/2018

Top UK participating organisations in terms of number of participations

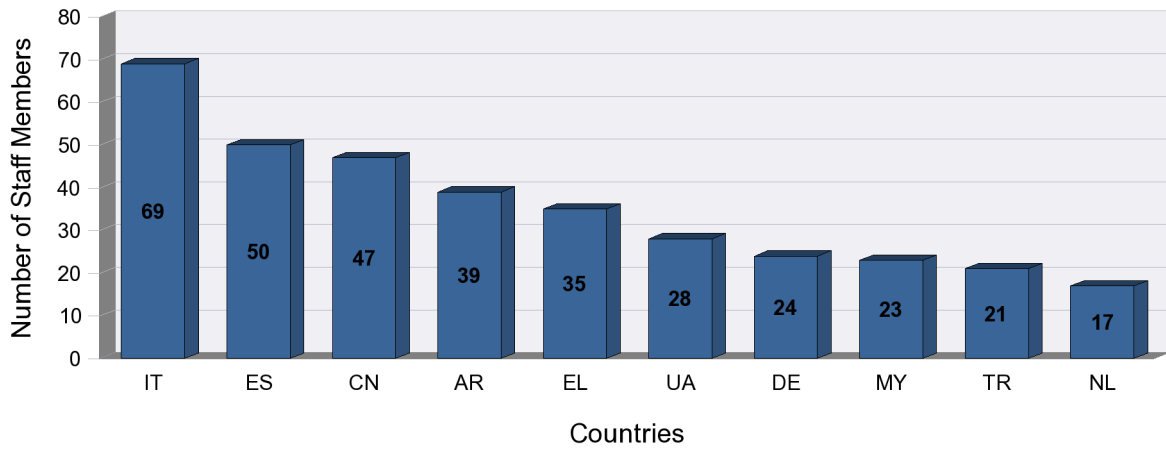
Name	Number of participations
THE CHANCELLOR MASTERS AND SCHOLARS OF THE UNIVERSITY OF CAMBRIDGE	202
THE CHANCELLOR, MASTERS AND SCHOLARS OF THE UNIVERSITY OF OXFORD	177
UNIVERSITY COLLEGE LONDON	152
IMPERIAL COLLEGE OF SCIENCE TECHNOLOGY AND MEDICINE	129
THE UNIVERSITY OF BIRMINGHAM	117

Top UK private for profit entities participations

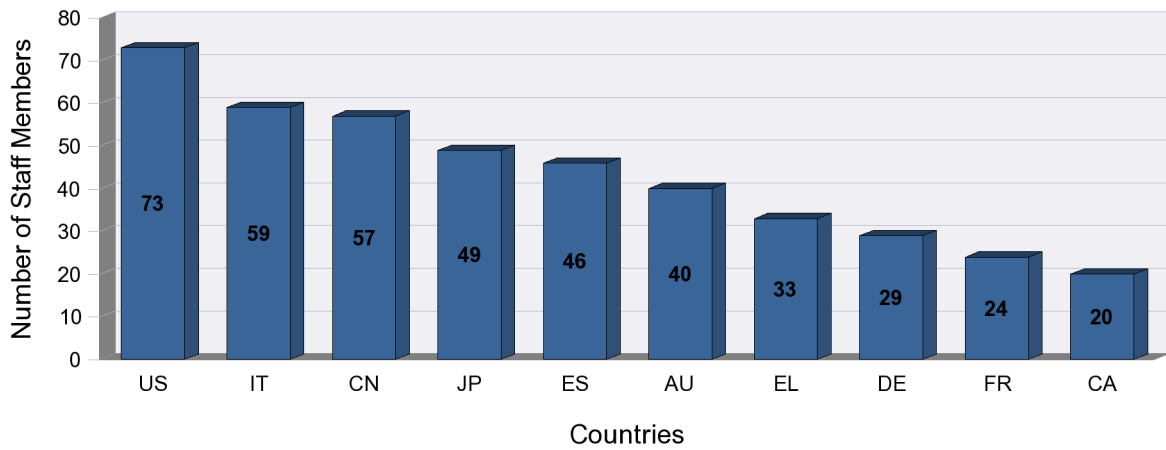
Name	Number of participations
Fistral Training and Consultancy Ltd.	2
Geospatial Research Ltd	2
Holdsworth Associates	2
Scriptoria	2
UK Intellectual Property Office	2

Research and Innovation Staff Exchange (RISE) mobility pattern

Staff members going to UK, grouped by the sending organisation country (top 10 countries)



Staff members sent by UK, grouped by the host organisation country (top 10 countries)



List of the MS group country codes and their respective name

Country Code	Country Name
AT	Austria
BE	Belgium
BG	Bulgaria
CY	Cyprus
CZ	Czech Republic
DE	Germany
DK	Denmark
EE	Estonia
EL	Greece
ES	Spain
FI	Finland
FR	France
GI	Gibraltar
HR	Croatia
HU	Hungary
IE	Ireland
IT	Italy
LT	Lithuania
LU	Luxembourg
LV	Latvia
MT	Malta
NL	Netherlands
PL	Poland
PT	Portugal
RO	Romania
SE	Sweden
SI	Slovenia
SK	Slovakia
UK	United Kingdom