



MISSION AND VISION STATEMENT

The European Biodiversity Partnership (Biodiversa+) is part of the European Biodiversity Strategy for 2030. It aims to build a bridge between science, policy and practice, focusing on five main objectives: (1) plan and support research and innovation on biodiversity; (2) establish a transnational network of harmonised biodiversity monitoring schemes; (3) produce knowledge for deploying nature-based solutions and valuation of biodiversity in the private sector; (4) science-based support for policymaking and implementation; (5) strengthen the relevance and impact of pan-European research on biodiversity in a global context. In line with the post-2020 Global Biodiversity Framework, Biodiversa+ will thus implement an ambitious programme to support the general vision that nature in Europe is back on a path of recovery by 2030, and that by 2050 people are living in harmony with nature.

KEY FACTS AND FIGURES

Horizon Europe Pillar and Cluster: Pillar II – Cluster 6: Food, bioeconomy, natural resources, agriculture and environment

Type of Partnership: Co-funded

Coordinating entities: Belgian Science Policy Office/Belspo – Belgium, DG RTD and DG ENV

Total estimated budget: EUR 802 m

EU commitments: EUR 165 m

Partners' commitments: EUR 191 m + EUR 445 m in kind*

* incl. EUR 251 million for research as non-eligible; EUR 187 million for biodiversity monitoring and EUR 7 million for other activities as eligible.

FIND OUT MORE

www.biodiversa.org

[in https://www.linkedin.com/company/biodiversa3](https://www.linkedin.com/company/biodiversa3)

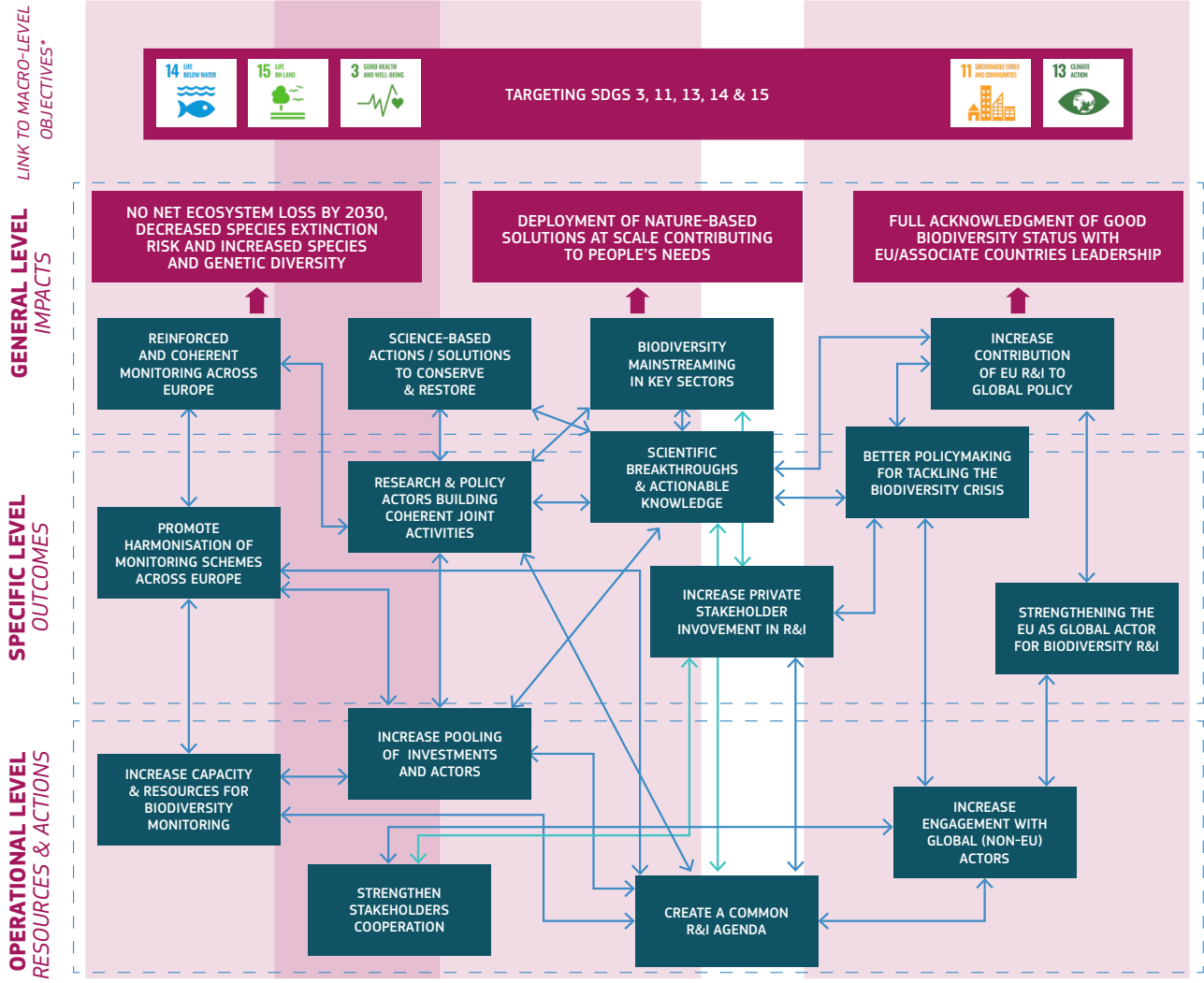
[@BiodivERsA3t](https://twitter.com/BiodivERsA3t)

✉ contact@biodiversa.org



PARTNERSHIP SPECIFIC IMPACT PATHWAY (PSIP)

EUROPEAN BIODIVERSITY PARTNERSHIP VISION:
CONTRIBUTE TO SOCIETAL CHALLENGES THROUGH ...



* post-2020 Global Biodiversity Framework



PARTNERSHIP'S KEY PERFORMANCE INDICATORS

KPI NAME	UNIT OF MEASUREMENT	BASELINE	TARGET 2023	TARGET 2025	TARGET 2027	AMBITION >2027
RESOURCES (INPUT), PROCESSES AND ACTIVITIES						
Joint call funding	€ (cumulative)	€42 m / joint call	€84 m	€168 m	€252 m	N/A
Monitoring capacity and resources	# of policy actors engaged	18	20	22	24	TBD
Global network engagement	# of international networks/initiatives	4	8	10	12	TBD
OUTCOMES						
Scientific breakthroughs	# of Q1 journal publications	20 per project	0	TBD	TBD	3 600 (by 2035)
Stakeholder involvement	average # of stakeholders per funded project	10	12	12	14	14
Shared monitoring priorities	# priorities implemented	6 pre-identified in 2022	N/A	2	6	TBD
Global policy contribution	# joint activities feeding global policy (cumulative)	2/ year	4	10	15	TBD
IMPACTS						
Joint R&I activities	# topical flagship programmes (cumulative)	2 in 2022	4	6	8 (max 10)	TBD
Joint research & implementation workshops Biodiversa+ / LIFE	# (cumulative)	1 per 2 yrs	1	2	3	TBD
Availability of harmonised monitoring schemes	#	N/A	N/A	2	6	TBD
Private sector contribution	# joint calls for research proposals (cumulative)	1 per 2 yrs	1	2	4	TBD
Uptake of nature-based solutions	# of success stories	N/A	2	4	7	TBD
EU leadership in biodiversity R&I	# of participating ministries and agencies of non-European countries	6 per call	8	10	12	TBD

- Some activities are new, hence so are the baselines (no good reference yet);
- Baselines for which a value is indicated, are based on the BiodivERSA experience taking into account the upscaling under Biodiversa+ as well as the activities already foreseen in the 1st annual workplan of Biodiversa+;
- Impacts related to Biodiversa+ funded research will only become available after a few years;
- Individual impacts of Biodiversa+ on policy processes are difficult to assess as the latter is an aggregate effect determined by many external circumstances;
- Beyond 2027, for now TBD (unsure & need more time to assess);
- Some KPIs will remain stable (same average per year), some will steadily increase as capacity and collaborations are built up, and some might be a bit heterogenous (targets moving over the years) depending on the flagship programmes we will launch.



SYNERGIES WITH OTHER EUROPEAN AND NATIONAL INITIATIVES

SYNERGIES: STORY 1

Biodiversa (the predecessor of Biodiversa+) launched 10 calls for research proposals of which 3 with other bodies, most notably Water-JPI, FACCE-JPI and the Belmont Forum for a total budget of EUR 60 million.

SYNERGIES: STORY 2

Through direct dialogue, and via relevant discussion fora, Biodiversa+ will ensure coherence and collaboration with other relevant partnerships (Accelerating Farming Systems Transitions; Water4All; Sustainable and Productive Blue Economy; Driving Urban Transitions, possibly also Circular Bio-based Europe; and Animal Health and Welfare) while designing and rolling out its flagship programmes. This will allow the partnership to tackle issues at the interface between biodiversity loss and other societal challenges. Partnerships can cover similar topics, but approach them from a different, complementary angle. Also, amongst the six joint calls, at least two will be developed in strong connection with other partnerships.

SYNERGIES: STORY 3

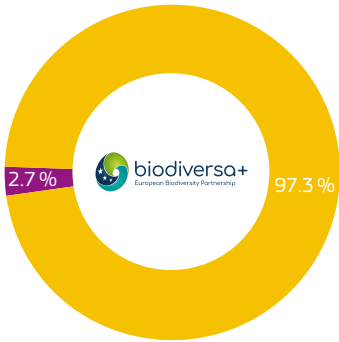
Biodiversa+ will ensure that, for the first time, environmental policy actors (ministries of environment and environmental protection agencies) will be systematically mobilised as key partners in carrying out biodiversity research and innovation, along with ministries of research, funding agencies and foundations. It will also promote better coordinated collaboration than currently observed between national/local biodiversity monitoring schemes and R&I actors, as well as tighter links between R&I and private actors.



OVERVIEW OF MEMBERS

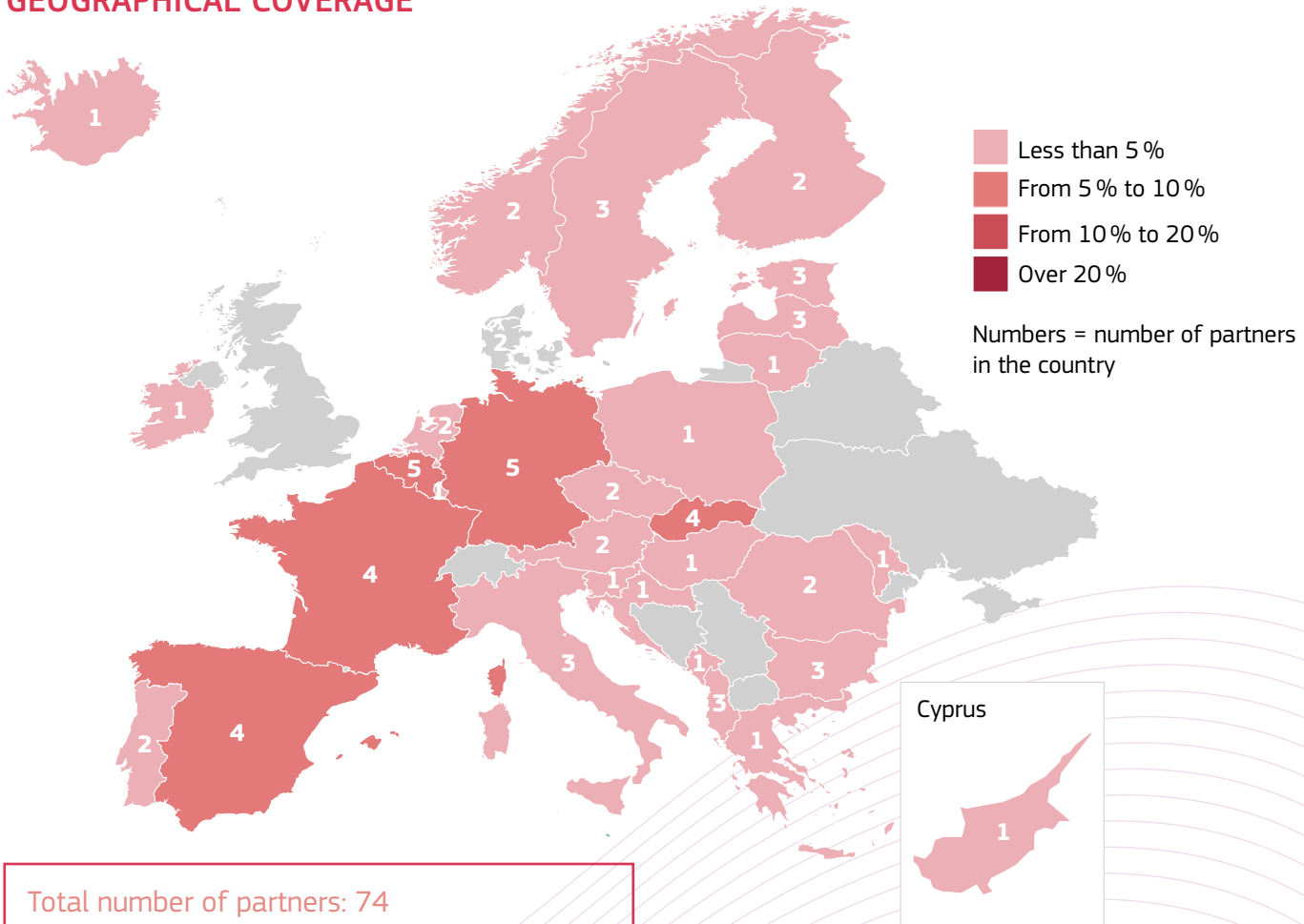
Biodiversa+ is composed of 74 members from 37 countries (incl. ministries in charge of research and of the environment, funding agencies or foundations, environment protection agencies).

MEMBERS PER TYPE



- PUBLIC** Research funders, ministries, regions, cities
- OTHERS** Non-profit, associations, state companies etc.

GEOGRAPHICAL COVERAGE



Total number of partners: 74
 93.2 % of the partners are represented in the map.
 Other partners that do not fit to the map are from Israel, Morocco, South Africa, Tunisia, and Turkey.