



EUROPEAN UNION



# EU MISSIONS

**RESTORE OUR OCEAN & WATERS**

**Concrete solutions for our greatest challenges**

Elisabetta Balzi, European Commission, DG RTD, B4 -  
Ocean, Seas and Waters

#EUmissions #HorizonEU #MissionOcean





# Mission objectives and targets

## Restore our Ocean and Waters by 2030

Objective 1  
Objective 2  
Objective 3

### PROTECT AND RESTORE MARINE AND FRESHWATERS ECOSYSTEMS AND BIODIVERSITY

- Protect at least 30% and strictly protect 10% EU's sea areas
- Restore 25.000 km free flowing rivers
- Marine nature restoration targets (incl. degraded seabeds, coastal ecosystems)

### PREVENT AND ELIMINATE POLLUTION OF OUR OCEANS, SEAS AND WATERS

- Reduce by at least 50% plastic litter
- Reduce by at least 30% microplastics
- Reduce by at least 50% nutrient losses, chemical pesticides

### MAKE THE BLUE ECONOMY CARBON- NEUTRAL AND CIRCULAR

- Net zero maritime emissions
- Zero carbon aquaculture,
- Low carbon multipurpose use of marine space

### ENABLERS

Digital Ocean and Waters Knowledge system

Public mobilization and engagement



EUROPEAN UNION

# WHAT HAS BEEN FUNDED SO FAR THROUGH MISSION OCEAN & WATERS CALLS

# EU Mission Restore our Ocean and Waters by 2030:

- The total financial package delivered through Horizon Europe dedicated Work Programme calls **21-24** is **465 million incl. public procurements**
- Also from the EU Mission Portfolio Analysis, there are **43 MPAs relevant projects** with a total EU funding of € 272,1 ME, under Horizon 2020, Horizon Europe, Interreg, LIFE and EMFAF.
- Exclusively to **EU Blue Parks** under the Mission Work Programme 21-23, a total EC contribution of 42,8 ME



FP	Number of projects	EU Funding	% EU Funding
H2020	388	2249,6	55,483
HORIZON	181	1174,8	28,974
Interreg	119	199,9	4,930
LIFE2027	74	226,4	5,583
EMFF	28	37,9	0,934
ERASMUS2027	11	38,0	0,937
CEF	10	40,5	0,999
EMFAF	9	9,3	0,236
LIFE	7	32,3	0,796
COSME	6	3,8	0,095
CEF2027	2	27,7	0,682
DIGITAL	2	2,8	0,069
I3	1	5,1	0,127
EPLUS2020	1	5,0	0,123
SMP	1	1,4	0,035
ESTAT	1	0,2	0,004
<b>Total</b>	<b>841</b>	<b>4055</b>	<b>100</b>



## European Blue Parks Portfolio of projects

2021

**European Blue Parks  
IA - 17M€**

**CITIZENOCEAN** - Marine forest coastal restoration: an underwater gardening socio-ecological plan

**BLUE4ALL** - Blueprint demonstration for co-created effective, efficient and resilient networks of MPAs

2022

**European blue parks:  
Protection and restoration  
solutions for degraded  
coastal and marine habitats  
IA - 17M€**

**PROTECT BALTIC**- Enabling comprehensive effective and efficient protection and restoration measures for a resilient Baltic Sea ecosystem

**EFFECTIVE**- Enhancing social well-being and economic prosperity by reinforcing the eFFECTIVENess of protection and restoration management in Mediterranean MPAs

2023

**European blue parks:  
Protection and restoration of  
marine habitats  
IA - 8.8 M€**

**Call deadline for WP2023 topics: 20/09/2023**



# The baseline situation and what we need to achieve by 2030?



# TOTAL MPA coverage: 9% EU Nature 2000 level and 4,47% EU Member-States level

## Indicator: 1.2.1 - Marine protected area coverage

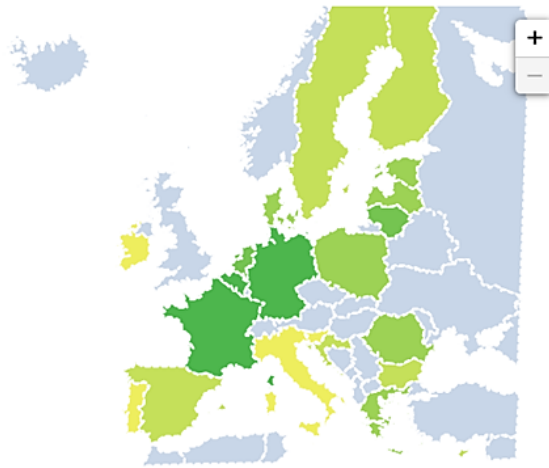
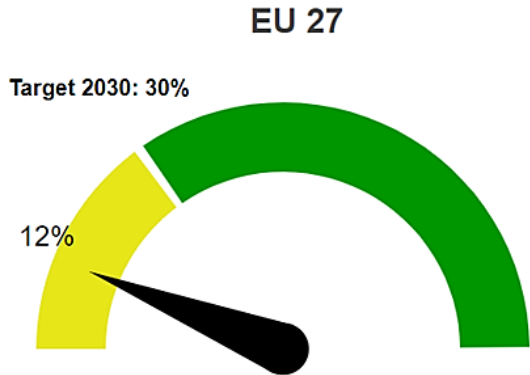
This indicator measures the percentage of marine waters, by Member State and at EU 27 level, covered by protected areas. It considers both nationally protected areas and Natura 2000 sites. Values are calculated and provided every year by the European Environment Agency based on data reported by Member States.



LAST UPDATE: 14-03-2023

Source: [European Environment Agency](#)

Values at national scale



0% - 7.5% 7.5% - 15% 15% - 22.5% 22.5% - 30% > 30%

## Indicator: 1.2.3 - Nationally designated marine protected area coverage

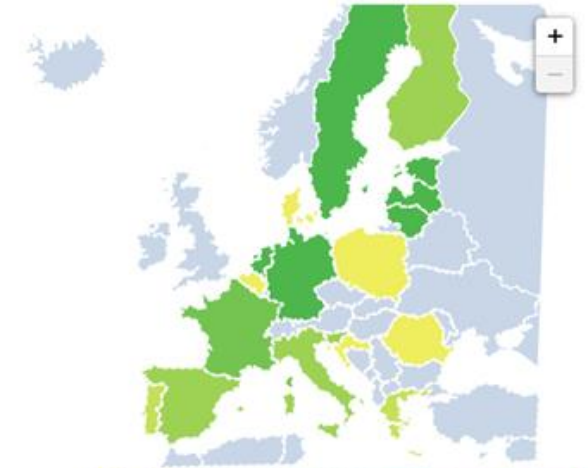
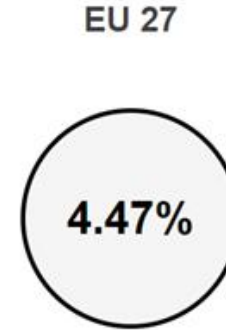
This indicator provides the percentage of marine waters, by Member State and at EU 27 level, covered by nationally designated protected areas. Values are calculated and provided each year by the European Environment Agency based on data reported by Member States.



LAST UPDATE: 14-03-2023

Source: [European Environment Agency](#)

Values at national scale

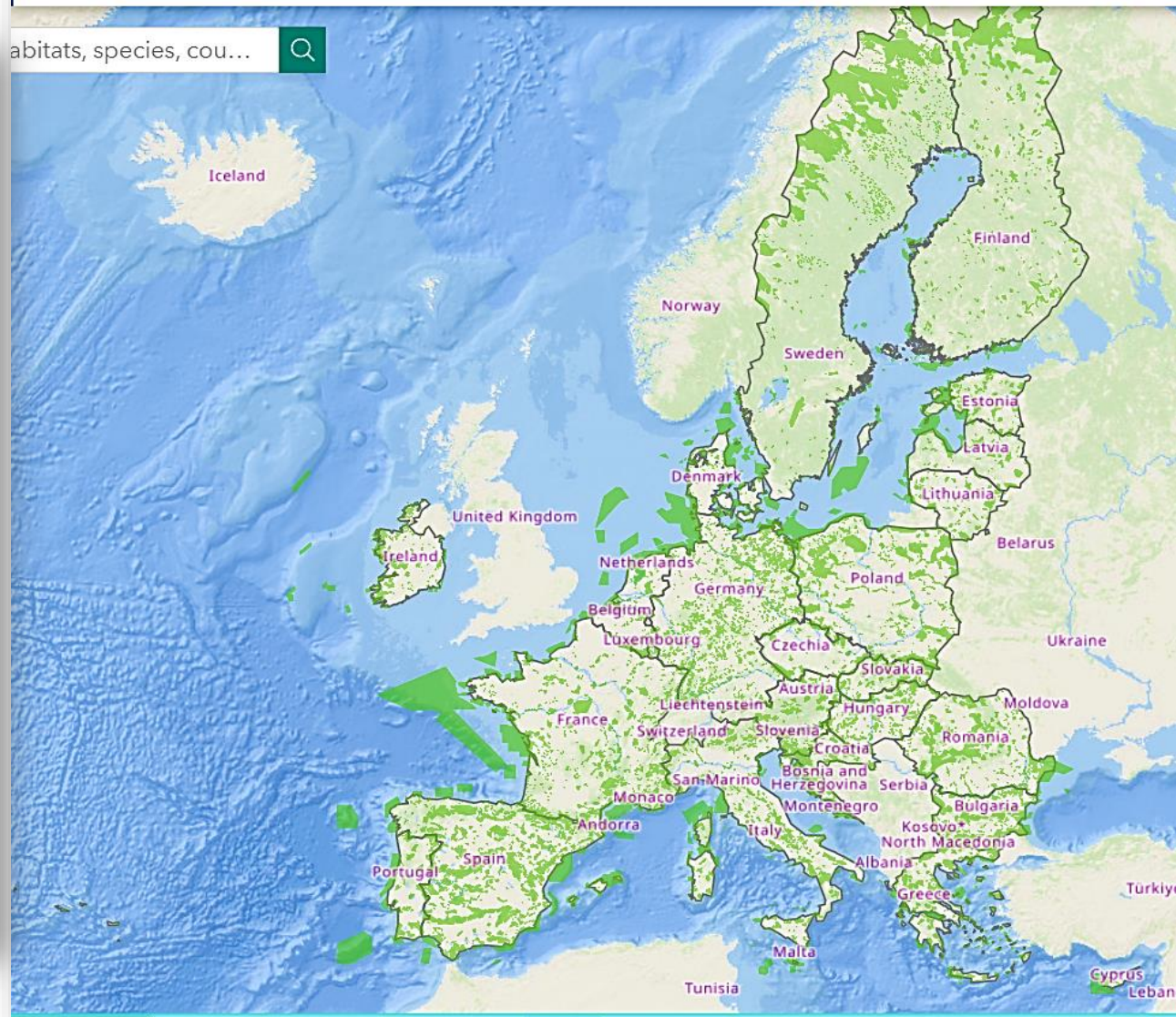


0% - 1.9% 1.9% - 3.8% 3.8% - 5.6% 5.6% - 7.53% > 7.53%



## VIEWER DISCLAIMER and note 2021

abitats, species, cou...



### Indicator: 1.2.2 - Natura 2000 marine protected area coverage

This indicator provides the percentage of marine waters, by Member State and at EU 27 level, covered by Natura 2000 sites designated under the EU Habitats and Birds Directives. Values are calculated and provided each year by the European Environment Agency based on data reported by the Member States.



LAST UPDATE: 14-03-2023

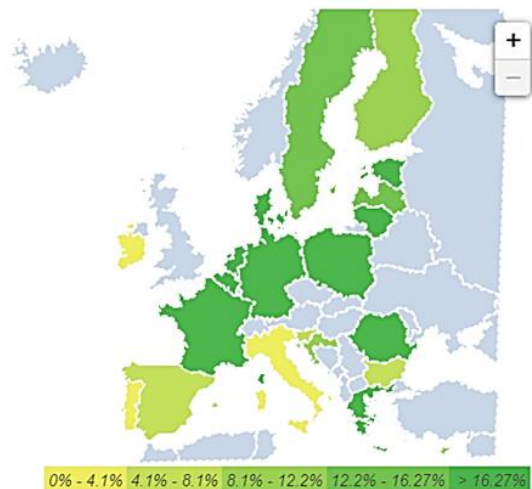
Source: [European Environment Agency](https://www.eea.europa.eu/en/indicators/natura-2000-marine-protected-area-coverage)

Values at national scale

EU 27



9.0%







## By 2030, the Mission will have the following outcomes:

- ❑ A **EU Blue Parks support platform** as a technical assistance mechanism for local and regional initiatives for more effective and new marine protected areas.
- ❑ **Develop, test and implement solutions** for the conservation and restoration of marine protected areas
- ❑ **Intensive mobilization efforts**, communities of key actors are being established (e.g. ports, islands, shipping sector, regions), also specifically for each Lighthouse;
- ❑ **Protection and restoration** of key marine and river ecosystems and effective and cost-efficient monitoring of **MPA** conservation and effective management;
- ❑ Develop a **pipeline of conservation and restoration opportunities** that generate revenue or are suitable for impact investment.



## The way forward...

- *What actions can you undertake to increase the protection, restoration and effectiveness of Marine Protected Areas?*
- *How can you support the Mission Ocean & Waters?*
- *How can we support you to achieve the Mission objectives?*

### What 's next:

- Second workshop back to back to **Mission Forum** in **March 2024**.
- **Matchmaking event** to match innovative solutions with plans, initiatives and investments



EUROPEAN UNION



# Thank you!

**#MissionOcean**

**#EUmissions**

**#HorizonEU**

[Restore our Ocean and Waters \(europa.eu\)](http://europa.eu)

© European Union, 2021

Reuse is authorised provided the source is acknowledged and the original meaning or message of the document are not distorted. The European Commission shall not be liable for any consequence stemming from the reuse. The reuse policy of the European Commission documents is implemented by Commission Decision 2011/833/EU of 12 December 2011 on the reuse of Commission documents (OJ L 330, 14.12.2011, p. 39).

All images © European Union, unless otherwise stated. Icons © Flaticon – all rights reserved.