

URBAN DEVELOPMENT NETWORK WEBINAR SERIES

Urban Innovative Actions, achievements and perspectives

3,10 and 17 February 2021



The Urban Development Network



Wednesday 3rd February 2021
10:00 am – 12:30 (CET)

Webinar 1: UIA Achievements. What has been achieved so far?

Cities engaging in the Right to Housing

Laura Colini, UIA and URBACT Expert



The Urban Development Network



DR. LAURA COLINI, URBACT/UIA, SENIOR URBAN POLICY ADVISOR - TESSERAÉ, BERLIN

CITIES ENGAGING IN THE RIGHT TO HOUSING

February the 3rd 2020

#HOUSING #RIGHT2HOUSING
@UIA_INITIATIVE @URBACT














JAN.2020- SPRING 2021

Cities engaging in the right to housing EU URBACT/UIA 2020

- Linking URBACT and UIA cities knowledge
- Capitalise on the work of networks such as ROOF, AltBAU and on **Urbact** good practices
- Capitalise on the 3rd call case of the **Urban Innovative Actions Initiative**
- EU Urban Agenda inclusion of migrants and refugees, urban poverty, affordable housing Action Plan

The image shows a grid of 12 topic cards, each with a small icon and a text label. The cards are arranged in two columns and six rows. The first card in the top-left corner has a red icon with the text 'URBAN AGENDA for the EU'. The other cards have teal icons. The text labels are: 'Action Plans', 'Monitoring of', 'Security in Public Spaces', 'Sustainable L', 'Energy Transition', 'Climate Adap', 'Digital Transition', 'Circular Econ', 'Urban Poverty', 'Inclusion of M Refugees', and 'Air Quality'.

 Action Plans	 Monitoring of
 Security in Public Spaces	 Sustainable L
 Energy Transition	 Climate Adap
 Digital Transition	 Circular Econ
 Urban Poverty	 Inclusion of M Refugees
 Air Quality	

METHOD

- Municipal-led housing strategies through practices at URBACT/UIA cities
- Stakeholders that link EU institutions, international organisation to research and activism
- Joint advocacy at EU level
- Work with partners: Urban agenda; Housing Europe; EIB; FEANTSA; IUT et al.

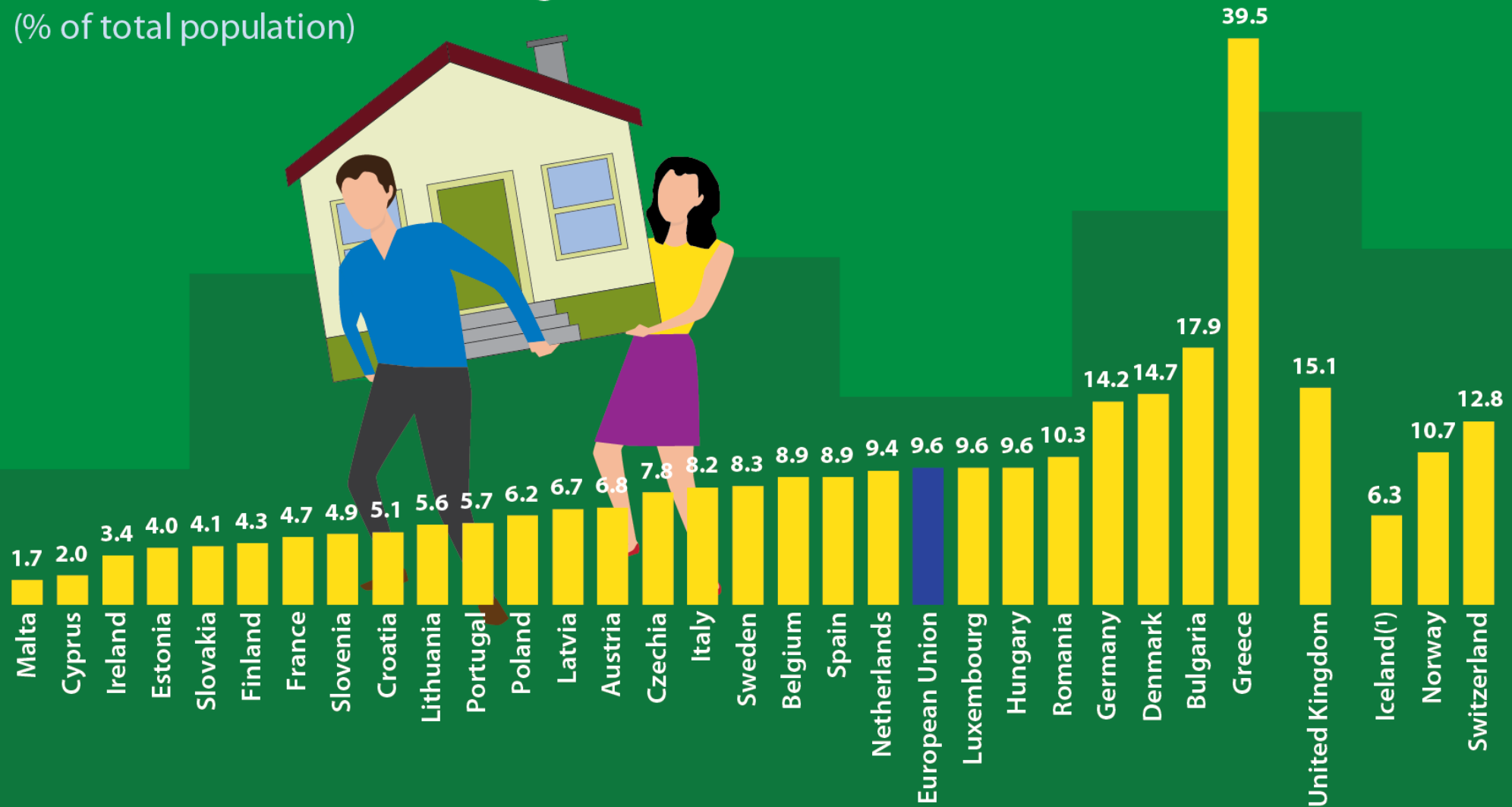


70%

MORE HOMELESS IN EUROPE IN A DECADE

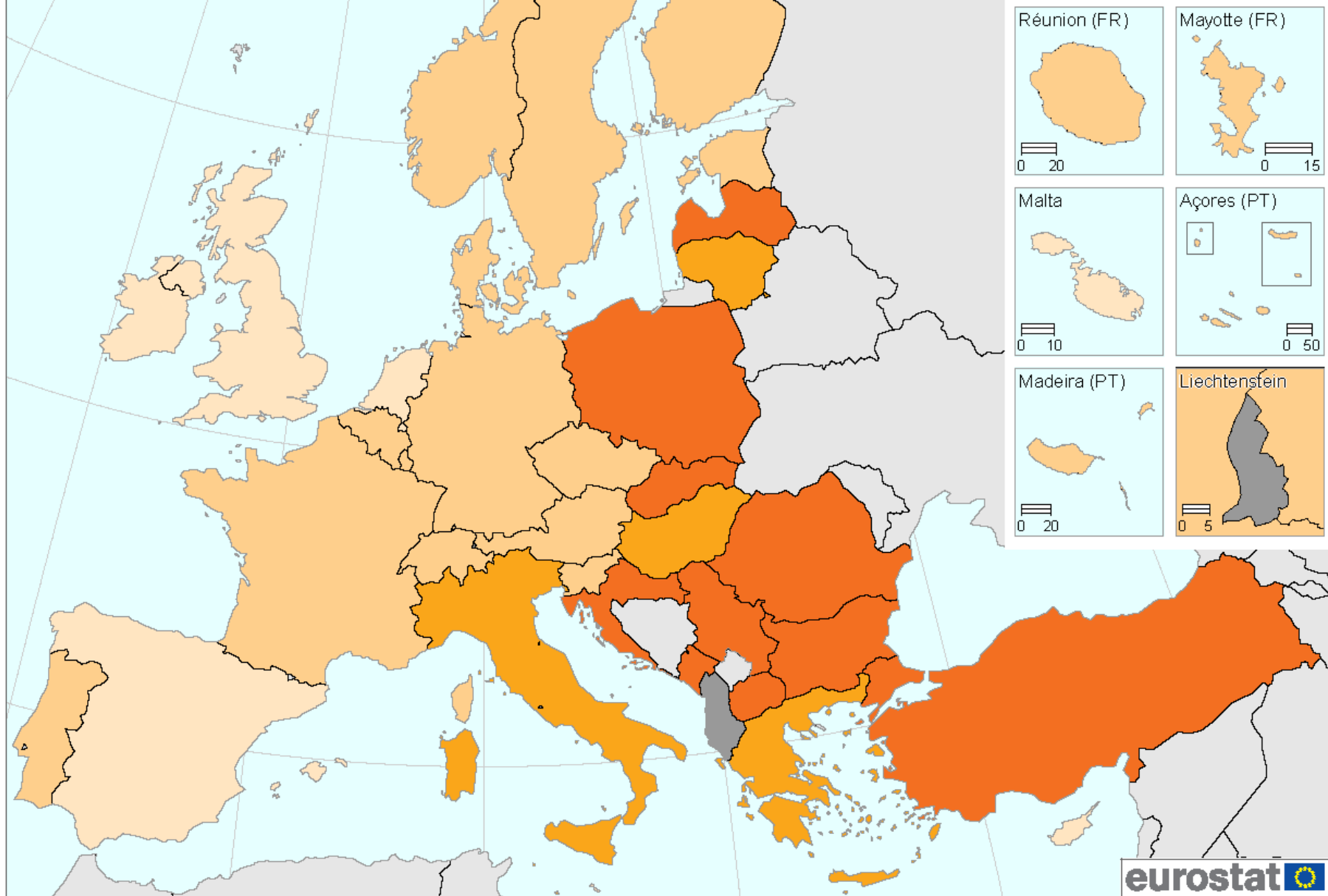
People living in households spending 40% or more of their income on housing, 2018

(% of total population)



Housing cost overburden rate: share of population living in households that spend 40% or more of their disposable income on housing

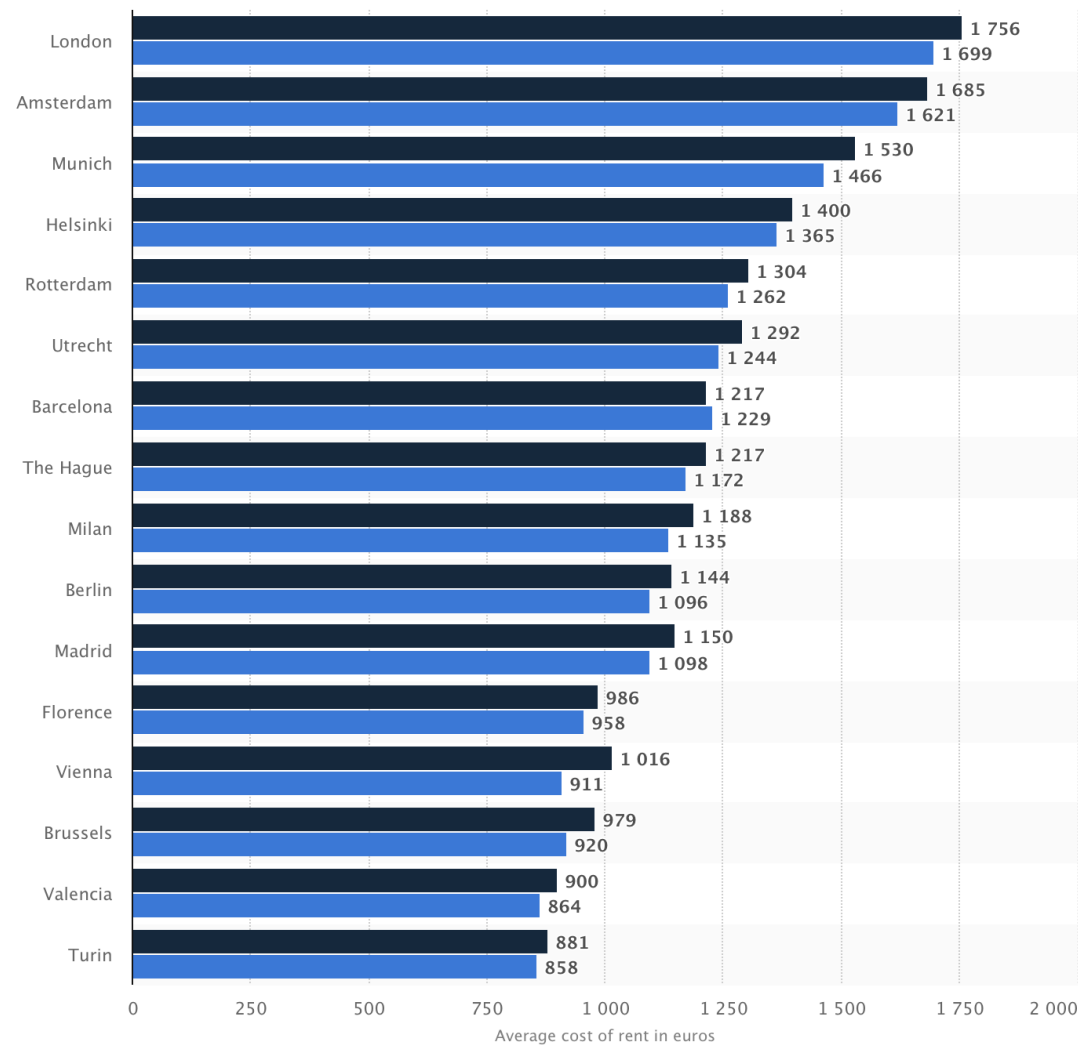
(¹) Data for 2016



in %

Administrative boundaries: © EuroGeographics © UN-FAO © Turkstat

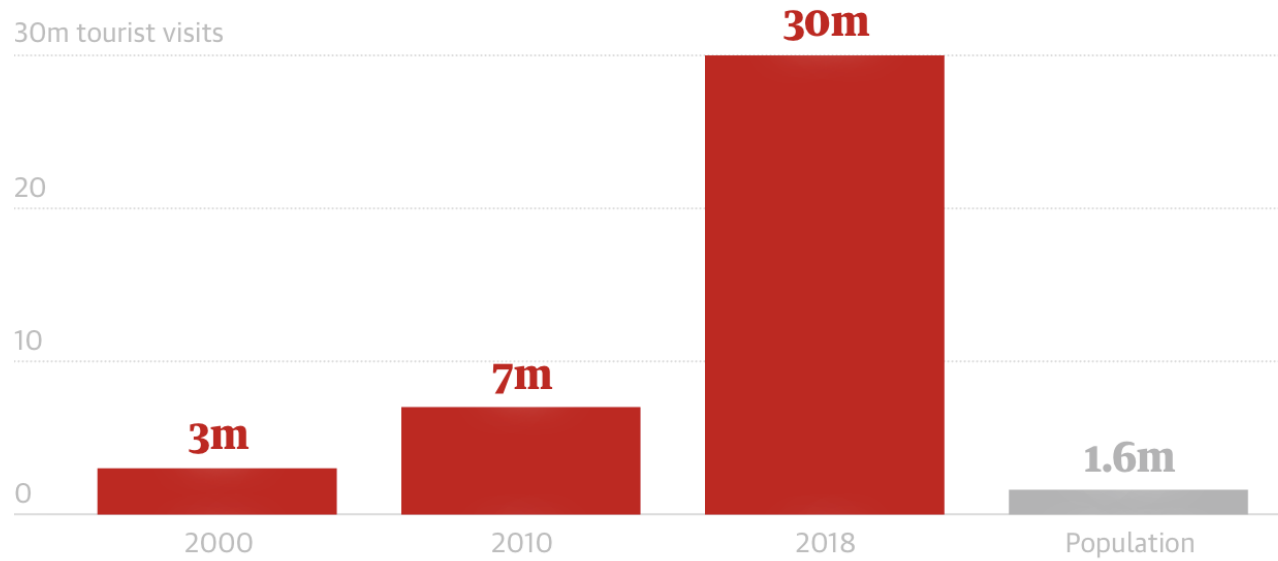
17.1 % OF THE EU-27 POPULATION LIVED IN OVERCROWDED HOUSEHOLDS IN 2018.



**AVERAGE MONTHLY RENTAL COST OF A FURNISHED ONE-BEDROOM APARTMENT
IN SELECT EUROPEAN CITIES AS OF 1ST QUARTER 2019 AND 1ST QUARTER 2020**

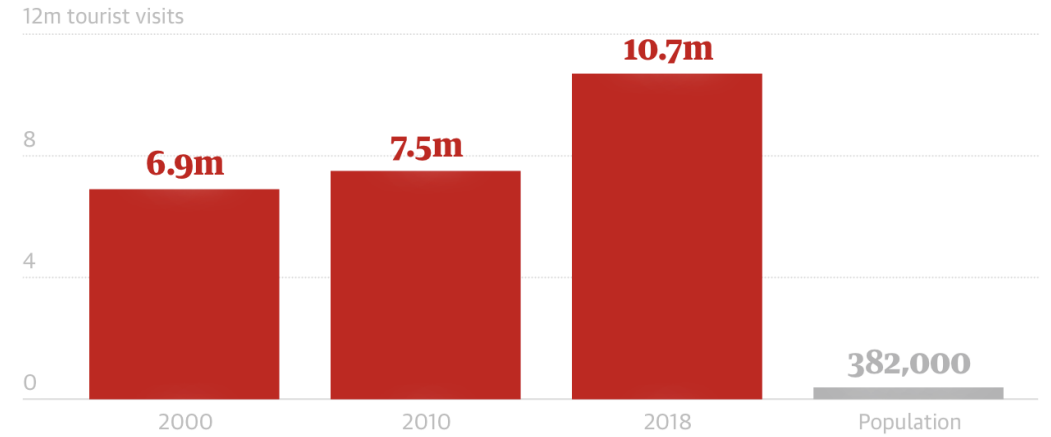
[HTTPS://WWW.STATISTA.COM/STATISTICS/1084608/AVERAGE-RENTAL-COST-APARTMENT-EUROPE-BY-CITY/](https://www.statista.com/statistics/1084608/average-rental-cost-apartment-europe-by-city/)

Tourist numbers in Barcelona have quadrupled in a decade



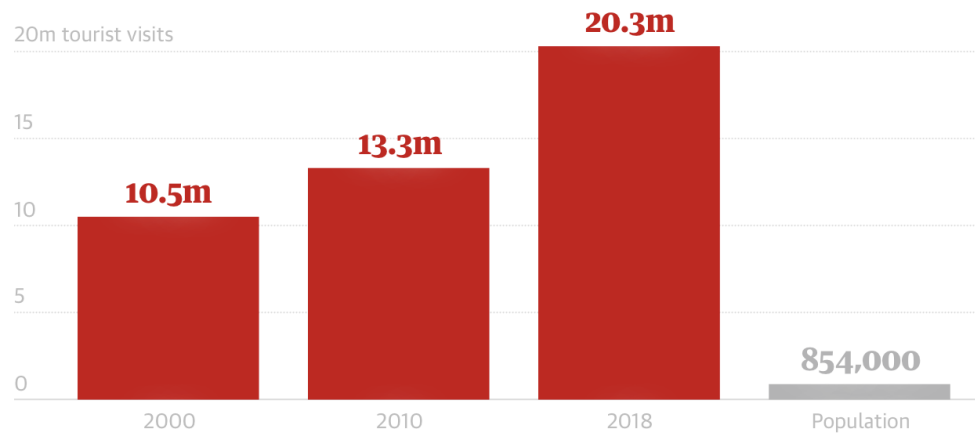
Guardian graphic. Source: Barcelona tourist office

Visitor numbers to Florence topped 10m in 2018



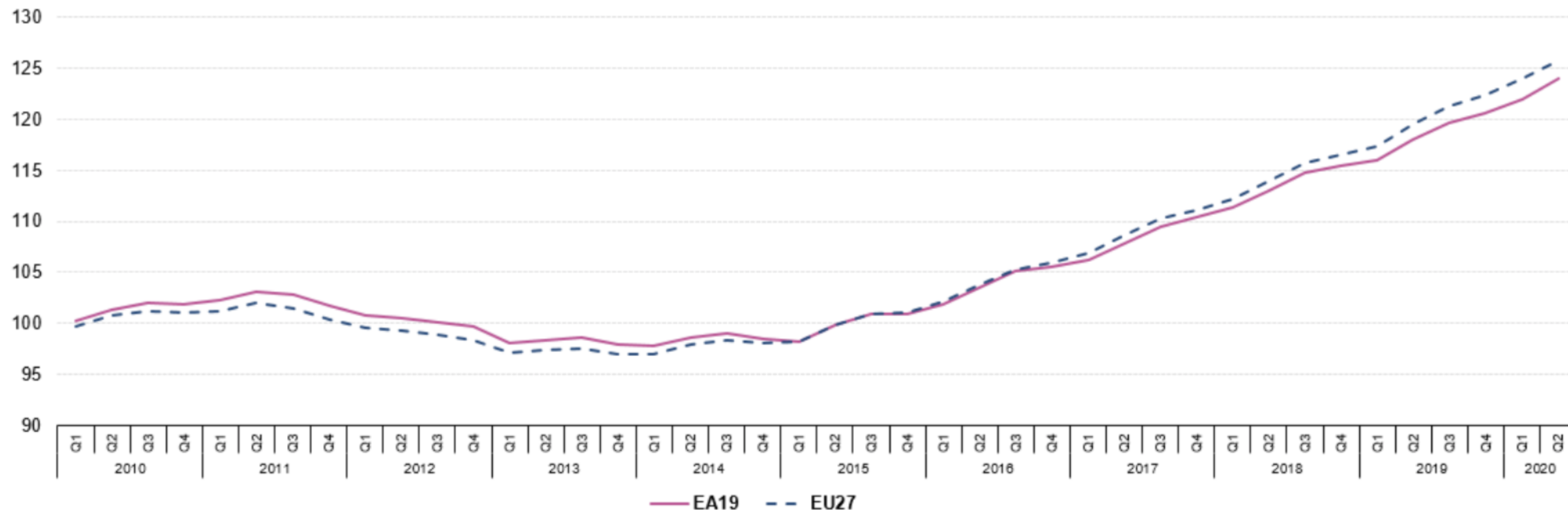
Guardian graphic. Source: Florence local council

Amsterdam visitor numbers have doubled in 20 years



Guardian graphic. Source: Amsterdam tourist board

House Prices – euro area (EA19) and EU27 aggregates – Index levels (2015 = 100), 2010Q1-2020Q2 (%)



Source: Eurostat (online data code: prc_hpi_q)


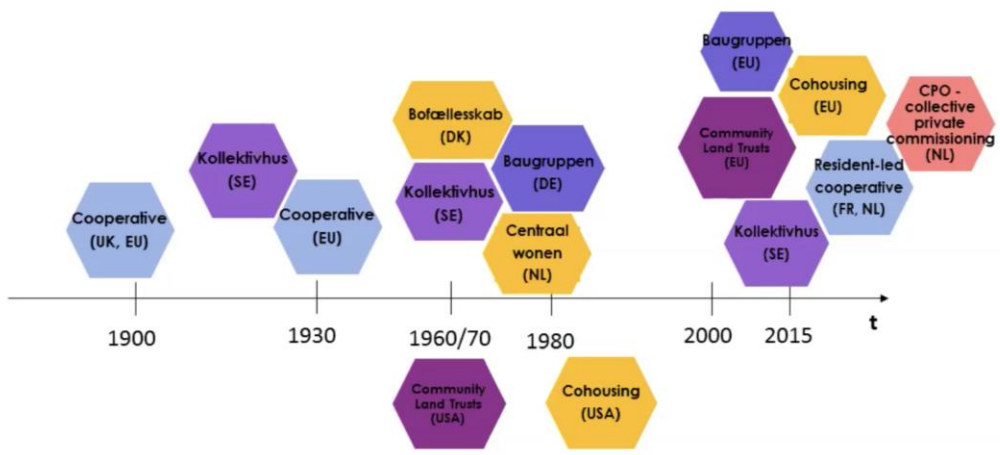

eurostat 

HOUSE PRICES ROSE BY 5% IN THE EURO AREA (EA19) AND BY 5.2% IN THE EU27 IN THE SECOND QUARTER OF 2020 COMPARED WITH THE SAME QUARTER OF THE PREVIOUS YEAR.

[https://ec.europa.eu/eurostat/statistics-explained/index.php?title=File:House_prices_-_euro_area_\(ea19\)_and_eu27_aggregates_-_index_levels_\(2015_%3D_100\),_2010q1-2020q2_\(%25\).png](https://ec.europa.eu/eurostat/statistics-explained/index.php?title=File:House_prices_-_euro_area_(ea19)_and_eu27_aggregates_-_index_levels_(2015_%3D_100),_2010q1-2020q2_(%25).png)

#1 COLLABORATIVE HOUSING

www.cohousing-berlin.de



PILOT PROJECT PROVIDING 34 HOMES

CALICO: CAre and Lliving in COmmunity Brussels, BE

34 APARTMENTS OF WHICH 8 SALES AT A SOCIAL PRICE BY CLTB, 4 APARTMENT TO RENT FOR PEOPLE AGED AT LEAST 55 AT THE MOVING-IN DATE, 2 APARTMENT "TRANSIT" FOR VERY VULNERABLE HOUSEHOLDS



#2 NO ONE LEFT BEHIND

ESTIMATES OF THE NUMBER OF HOMELESS PEOPLE IN EU



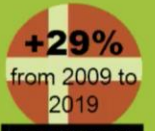
FRANCE
143,000 homeless people (1 night in 2012)



THE NETHERLANDS
39,300 homeless people (annual estimate)



IRELAND
10,148 homeless people in emergency accommodation (1 week in 2020)




DENMARK
6,431 homeless people (1 week in 2019)



SLOVENIA
4,029 homeless people registered by social services (annual estimate)

4,600 (1)

No common definition of homelessness/methodologies & lack of standardised EU statistics on homelessness



Companied adult (20-30 years)

Together:

- living room
- kitchen
- bathroom

Young volunteers (20-30 years)

81 refugees and 77 buddies cohoused in 3 years

One-2-one integration

EXILED & HOMELESS



Definitions & outlines

asylum seekers, beneficiaries of international protection, 'dublinised' people, transit, rejected asylum seekers



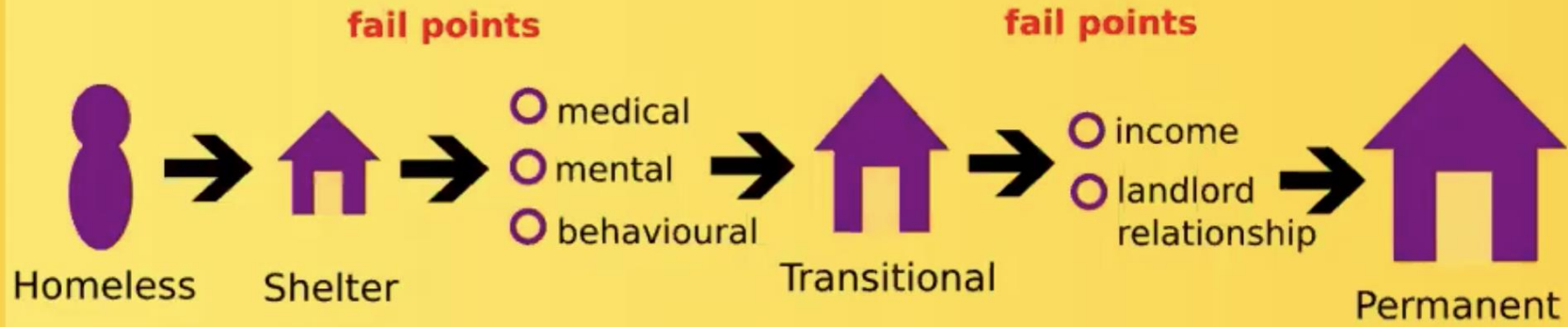
9 countries selected for comparative analysis (highest nb of asylum applications in 2019) : DE, FR, GR, IT, ES, NL, SE, BE, UK



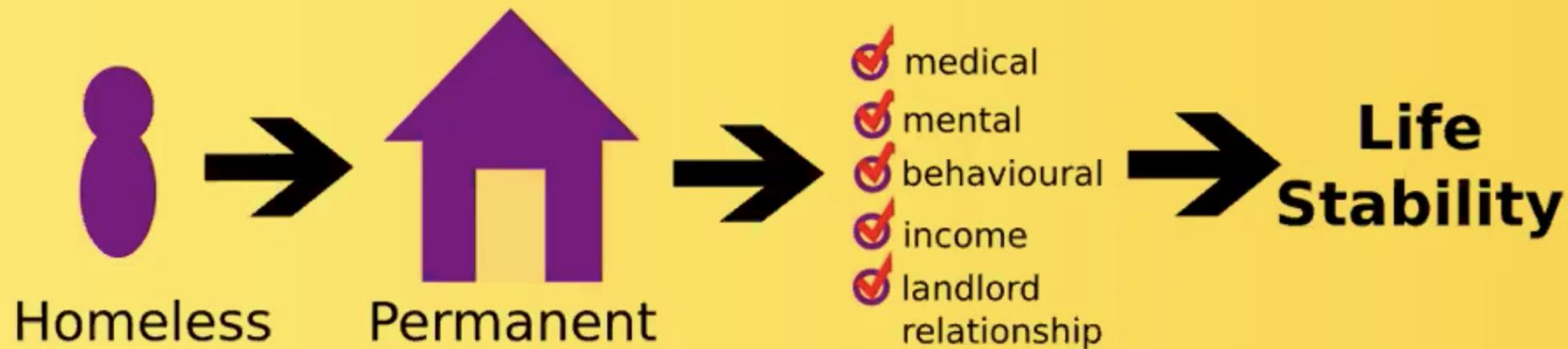
STEPS OF THE ASYLUM PROCEDURE AND TIMESPANS REQUIRED BY EU LAW

Making an application	(Pre-, and) Registration of application	Lodging of claim	Assessment of responsible EU MS under Dublin Regulation	Hearing of the applicant	First-instance decision	(Possible second-instance decision)	Issuance of residence permit
-----------------------	---	------------------	---	--------------------------	-------------------------	-------------------------------------	------------------------------

Housing Readiness

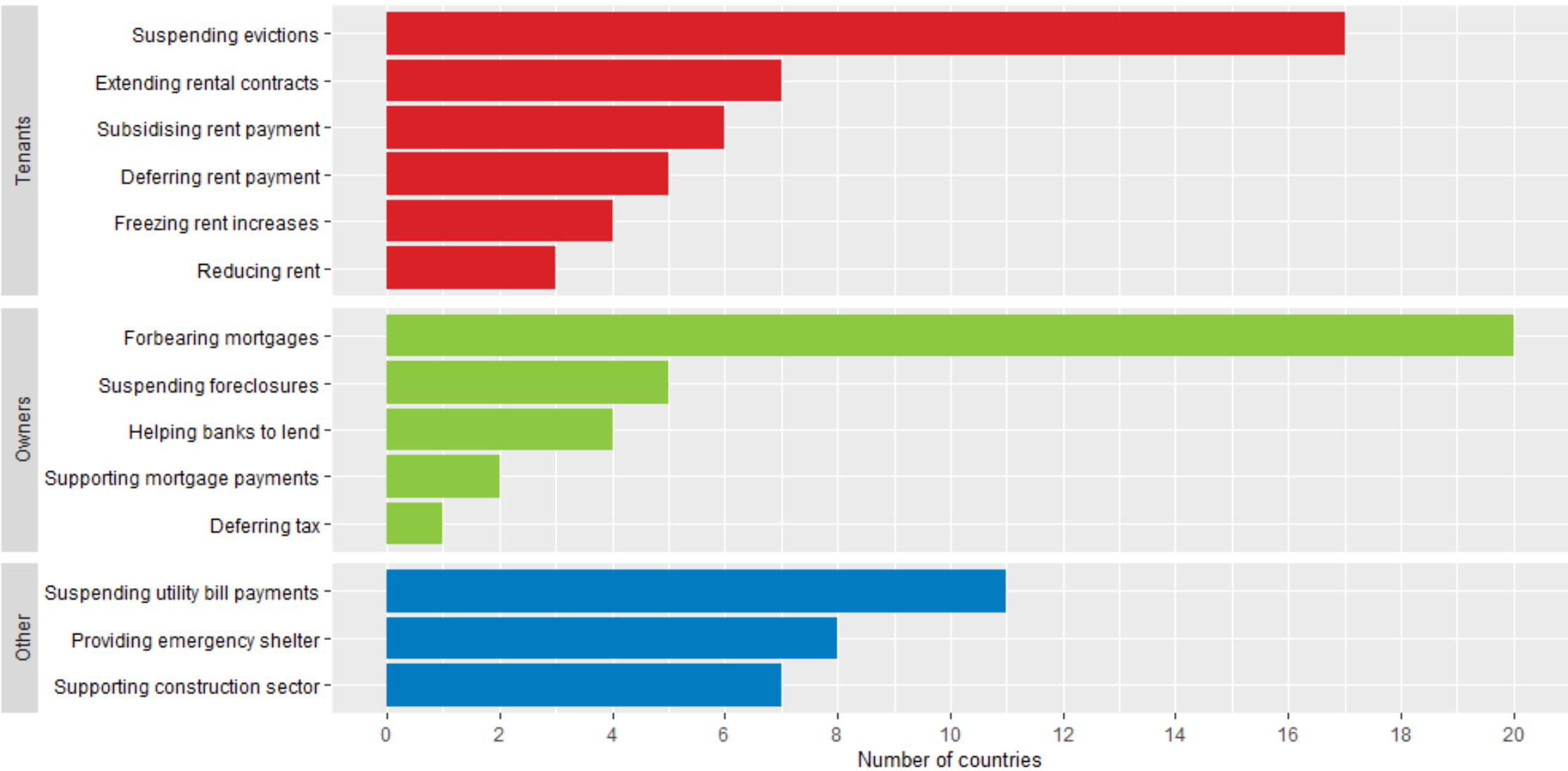


Housing First



SPECIAL SESSION @ EU REGIONS WEEK
HOUSING AND COVID

COUNTRIES HAVE INTRODUCED AN ARRAY OF RELIEF MEASURES



Source: OECD (2020), *Housing Amid COVID-19: Policy Responses and Challenges*.



WHAT THE EU SHOULD DELIVER NOW

- Empower cities to invest in social, public and affordable housing solutions
- Make the EU Renovation Wave an inclusive, participatory and neighbourhood building projects
- Use the European Pillar of Social Rights as an instrument to implement for affordable housing for all as a right

16

#3 FAIR FINANCE

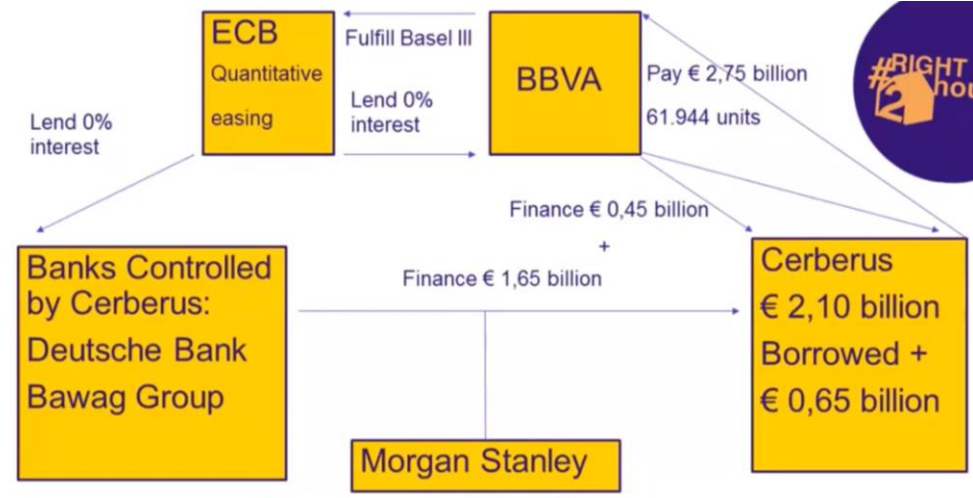
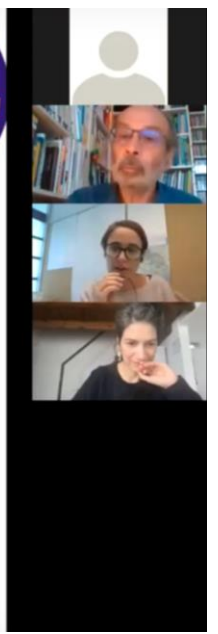
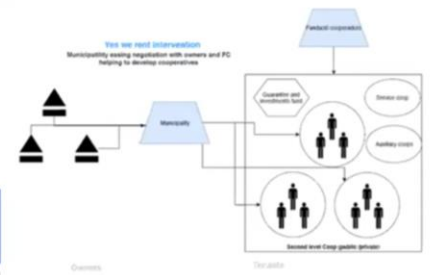
Uloguem!

YES, WE RENT!

Do not miss move this



- Increasing affordable rental housing by generating an affordable and stable rental supply in the long term
- How?
 - Incentives to owners
 - Cooperative of tenants





“Housing should be seen as a human right, not a commodity”
Leilani Farha, UN special rapporteur on adequate housing

The Future of Cities report: Affordable housing

To what extent have EU urban housing markets been financialised?

How does financialisation take shape?

What are main correlating factors?



MEP Kim van Sparrentak
Greens/EFA member
Rapporteur of the Report *Access to decent and affordable housing for all, 2019*

✓ Please use the Q&A for questions

@UIA_initiative
@URBACT
#Right2Housing



NEXT STEPS

- **CITIES ENGAGING in the RIGHT TO HOUSING PLATFORM**
- **Articles, Podcasts, Videos, Inspiring practices**
- **Final event presenting the outcomes**
- **Further link the EU UA e.g. Action on regulation of short term rental EU UA heritage**
- **Showcase all UIA projects on housing (videos) and the results of URBACT networks dealing with housing e.g. ROOF**
- <https://www.uia-initiative.eu/en/news/cities-engaging-right-housing>
- <https://urbact.eu/cities-engaging-right-housing>