









EU Solidarity Fund Interventions since 2002<sup>1</sup>

	Beneficiary State	Occurrence	Nature of disaster	Category	Damage (million €)	EUSF aid (million €)	Total EUSF aid (million €)
1	<b>AUSTRIA</b> 	August 2002	Floods	<b>major</b>	2 900	<b>134</b>	170.74
		August 2005	Floods (Tyrol, Vorarlberg)	regional	592	<b>14.8</b>	
		November 2012	Floods (Lavamünd)	neighbouring country	10	<b>0.240</b>	
		May 2013	Floods	neighbouring country	866	<b>21.7</b>	
2	<b>BULGARIA</b> 	May 2005	Floods	<b>major</b>	222	<b>9.7</b>	41.5
		August 2005	Floods	<b>major</b>	237	<b>10.6</b>	
		June 2014	Floods	<b>major</b>	311	<b>10.5</b>	
		July 2014	Summer floods	regional	79	<b>2</b>	
		January 2015	Severe winter conditions	<b>major</b>	243	<b>6.4</b>	
		October 2017	Flooding (Burgas)	<b>regional</b>	90	<b>2.3</b>	
3	<b>CROATIA</b> 	May 2010	Floods	neighbouring country	153	<b>3.8</b>	22.79
		September 2010	Floods	neighbouring country	47	<b>1.2</b>	
		October 2012	Floods	neighbouring country	12	<b>0.287</b>	
		January 2014	Ice & Floods	<b>major</b>	292	<b>8.6</b>	
		May 2014	Floods	<b>major</b>	298	<b>8.9</b>	
4	<b>CYPRUS</b> 	April 2008	Drought	<b>major</b>	165	<b>7.6</b>	14.9
		June 2016	Drought and fires	<b>major</b>	181	<b>7.3</b>	
5	<b>CZECH REPUBLIC</b> 	August 2002	Floods	<b>major</b>	2 300	<b>129</b>	160.9
		May 2010	Floods	neighbouring country	205	<b>5.1</b>	
		August 2010	Floods	regional	437	<b>10.9</b>	
		June 2013	Floods	neighbouring country	637	<b>15.9</b>	
6	<b>ESTONIA</b> 	January 2005	Storm	<b>major</b>	48	<b>1.3</b>	1.3
7	<b>FRANCE</b> 	September 2002	Floods (Gard)	regional	835	<b>21</b>	252.6
		December 2003	Floods (Vallée du Rhône)	regional	785	<b>19.6</b>	
		February 2007	Cyclone Gamède (la Réunion)	regional	211	<b>5.3</b>	
		August 2007	Hurricane Dean (Martinique)	regional	509	<b>12.8</b>	
		January 2009	Storm Klaus	<b>major</b>	3 806	<b>109.4</b>	
		February 2010	Storm Xynthia	regional	1 425	<b>35.6</b>	
		September 2017	Hurricanes Irma & Maria	regional	1 956	<b>48.9</b>	

<sup>1</sup> EU Solidarity Fund applications approved = Communication adopted

\*) rounded figures

\*\*) budget procedure ongoing

	Beneficiary State	Occurrence	Nature of disaster	Category	Damage (million €)	EUSF aid (million €) <sup>*)</sup>	Total EUSF aid (million €)
8	GERMANY 	August 2002	Floods	major	9 100	444	1002.9
		January 2007	Storm Kyrill	major	4 750	166.9	
		May 2013	Floods	major	8 154	360.5	
		May 2016	Floods (Lower Bavaria)	regional	1 259	31.5	
9	GREECE 	March 2006	Floods (Evros)	regional	372	9.3	118.2
		August 2007	Forest Fires	major	2 118	89.8	
		January 2014	Earthquakes (Kefalonia)	regional	147	3.7	
		February 2015	flooding (Evros + Central Greece)	regional	395.9	9.9	
		November 2015	Earthquake (Lefkada)	regional	66.1	1.6	
		June 2017	earthquake (Lesbos)	regional	54.4**	1.4	
		July 2017	earthquake (Kos)	regional	101	2.5	
10	HUNGARY 	April 2006	Floods	major	519	15.1	37.6
		May 2010	Floods	major	719	22.5	
11	IRELAND 	November 2009	Floods	regional	521	13	13
12	ITALY 	October 2002	Earthquake (Molise)	regional	1 558	30.8	2 515.7
		October 2002	Eruption of Volcano Etna	regional	894	16.8	
		April 2009	Earthquake (Abruzzo)	major	10 212	493.8	
		October 2010	Flooding (Veneto)	regional	676	16.9	
		October 2011	Flooding (Liguria & Tuscany)	regional	723	18.1	
		May 2012	Earthquakes Emilia-Romagna	major	13 274	670.2	
		November 2013	floods (Sardinia)	regional	652	16.3	
		October 2014	Floods	regional	2 241	56	
		August 2016 to January 2017	Earthquakes	major	21 879	1 196.8	
13	LATVIA 	January 2005	Storm	Major	193	9.5	27.5
		August 2017	Flooding	Major	380.5	17.7**	
14	LITHUANIA 	January 2005	Storm	neighbouring country	15	0.4	17.3
		October 2017	Flooding	major	408	16.9	
15	MALTA 	September 2003	Storm and Floods	major	30	0.96	0.96

\*) rounded figures

\*\*) budget procedure ongoing

	Beneficiary State	Occurrence	Nature of disaster	Category	Damage (million €)	EUSF aid (million €) <sup>*)</sup>	Total EUSF aid (million €)
16	POLAND 	May 2010	Floods	major	2 994	105.6	117.9
		August 2017	Storm	regional	491	12.3	
17	PORTUGAL 	July 2003	Forest Fires	major	1 228	48.5	134.4
		February 2010	floods + landslides (Madeira)	major	1 080	31.3	
		August 2016	Madeira fires	regional	157	3.9	
		June-October 2017	Forest fires	major	1 458	50.7	
18	ROMANIA 	April 2005	Floods Spring	major	489	18.8	119
		July 2005	Floods Summer	major	1 050	52.4	
		July 2008	Floods	regional	471	11.8	
		June 2010	Floods	major	876	25.0	
		August 2012	Drought & Fires	major	807	2.5 <sup>2)</sup>	
		April 2014	floods Spring	neighbouring country	168	4.2	
		July 2014	floods Summer	regional	172	4.3	
19	SERBIA 	May 2014	Floods	major	1 105	60.2	60.2
20	SLOVAKIA 	November 2004	Storm (Tatras)	major	203	5.7	26.1
		May 2010	Floods	major	561	20.4	
21	SLOVENIA 	September 2007	Floods	major	233	8.3	48.3
		September 2010	Floods	major	251	7.5	
		October 2012	Floods	major	360	14.1	
		January 2014	Ice Storm	major	429	18.4	
22	SPAIN 	November 2003	Oil Spill (Prestige)	regional	436	8.6	34.2
		August 2003	Forest Fires (PT border)	neighbouring country	53	1.3	
		May 2011	Earthquake (Lorca)	regional	843	21.1	
		October 2017	Forest fires	neighbouring country	129	3.2	
23	SWEDEN 	January 2005	Storm Gudrun	major	2 297	81.7	81.7
24	UNITED KINGDOM 	June 2007	Floods	major	4 612	162.3	222.6
		December 2015	Floods	regional	2 412	60.3	
<b>Grand total of EUSF aid approved since 2002</b>					<b>EUR 5 242.29 million</b>		

<sup>2)</sup> Capped not to exceed amount of eligible operations

\*) rounded figures

\*\*) budget procedure ongoing