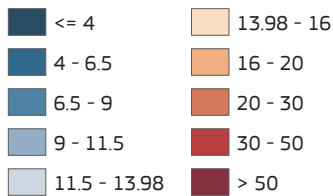


Minimum share of votes for hard Eurosceptic parties, 2019-2023

% of valid votes

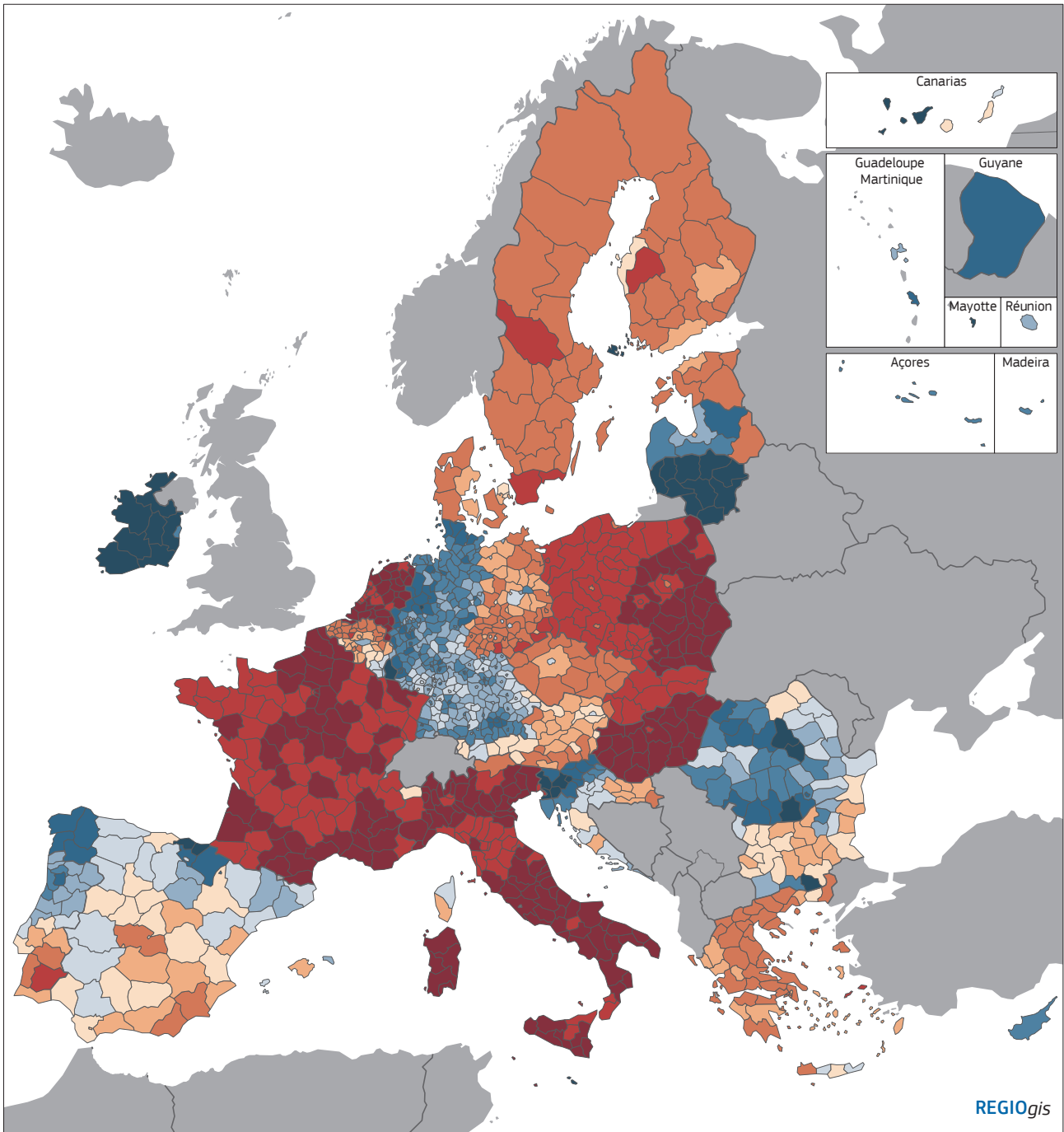


EU-27 = 13.98
 BG, EE, EL, ES, LU, NL, PL, SK, FI: 2023
 DK, FR, IT, LV, HU, MT, PT, SI, SE: 2022
 CZ, DE, CY: 2021
 IE, HR, LT, RO: 2020
 BE, AT: 2019

Source: DG REGIO based on EU-NED database, national administrative sources and Chapel Hill Expert Survey 2019

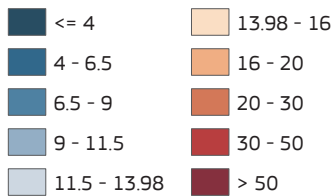
0 500 km

© EuroGeographics Association for the administrative boundaries



Minimum share of votes for soft and hard Eurosceptic parties, 2019-2023

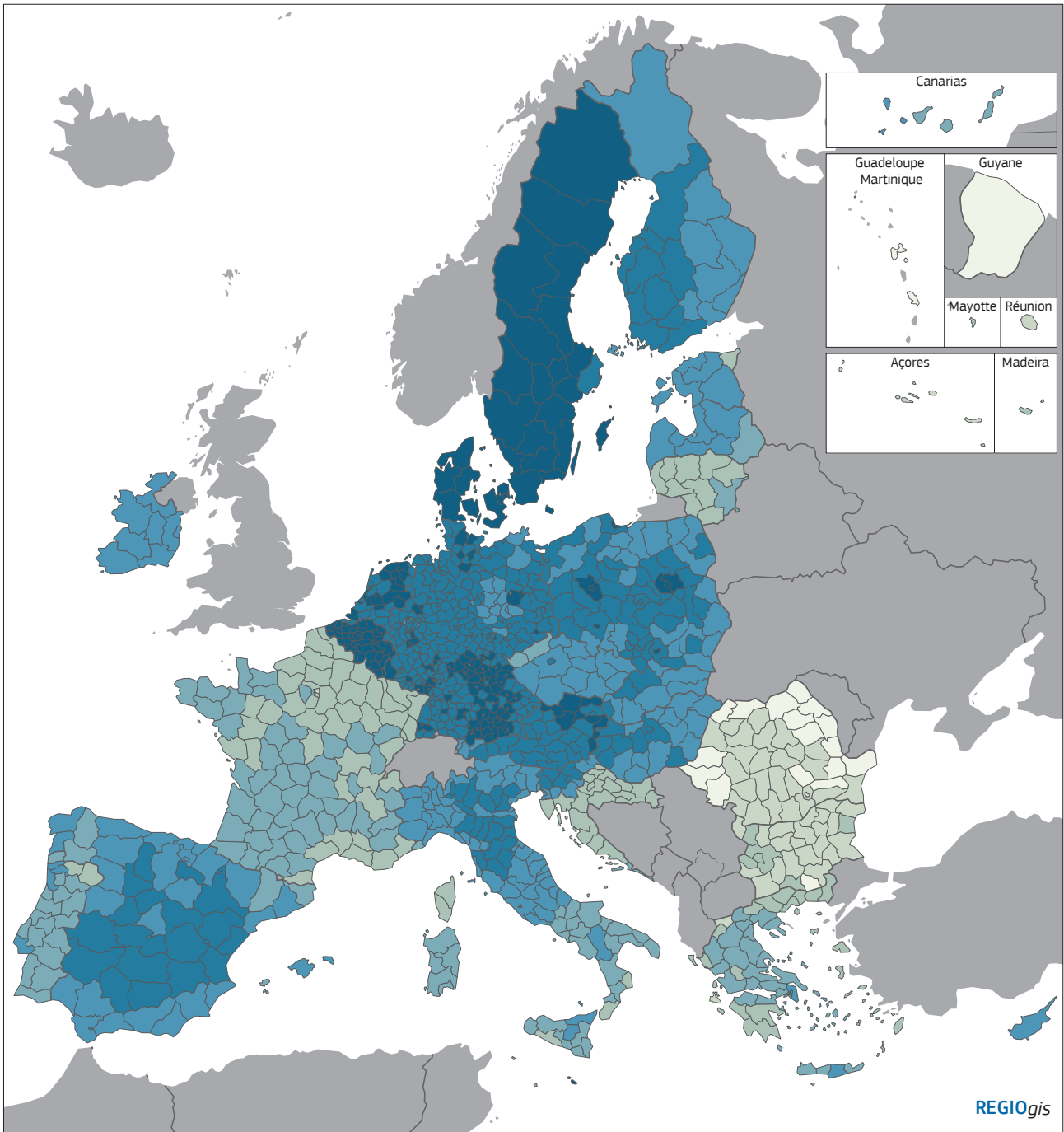
% of valid votes



EU-27 = 28.51
 BG, EE, EL, ES, LU, NL, PL, SK, FI: 2023
 DK, FR, IT, LV, HU, MT, PT, SI, SE: 2022
 CZ, DE, CY: 2021
 IE, HR, LT, RO: 2020
 BE, AT: 2019

Source: DG REGIO based on EU-NED database, national administrative sources and Chapel Hill Expert Survey 2019

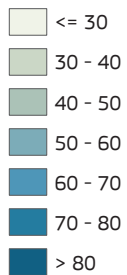




REGIOgis

Turnout of national elections, 2019-2023

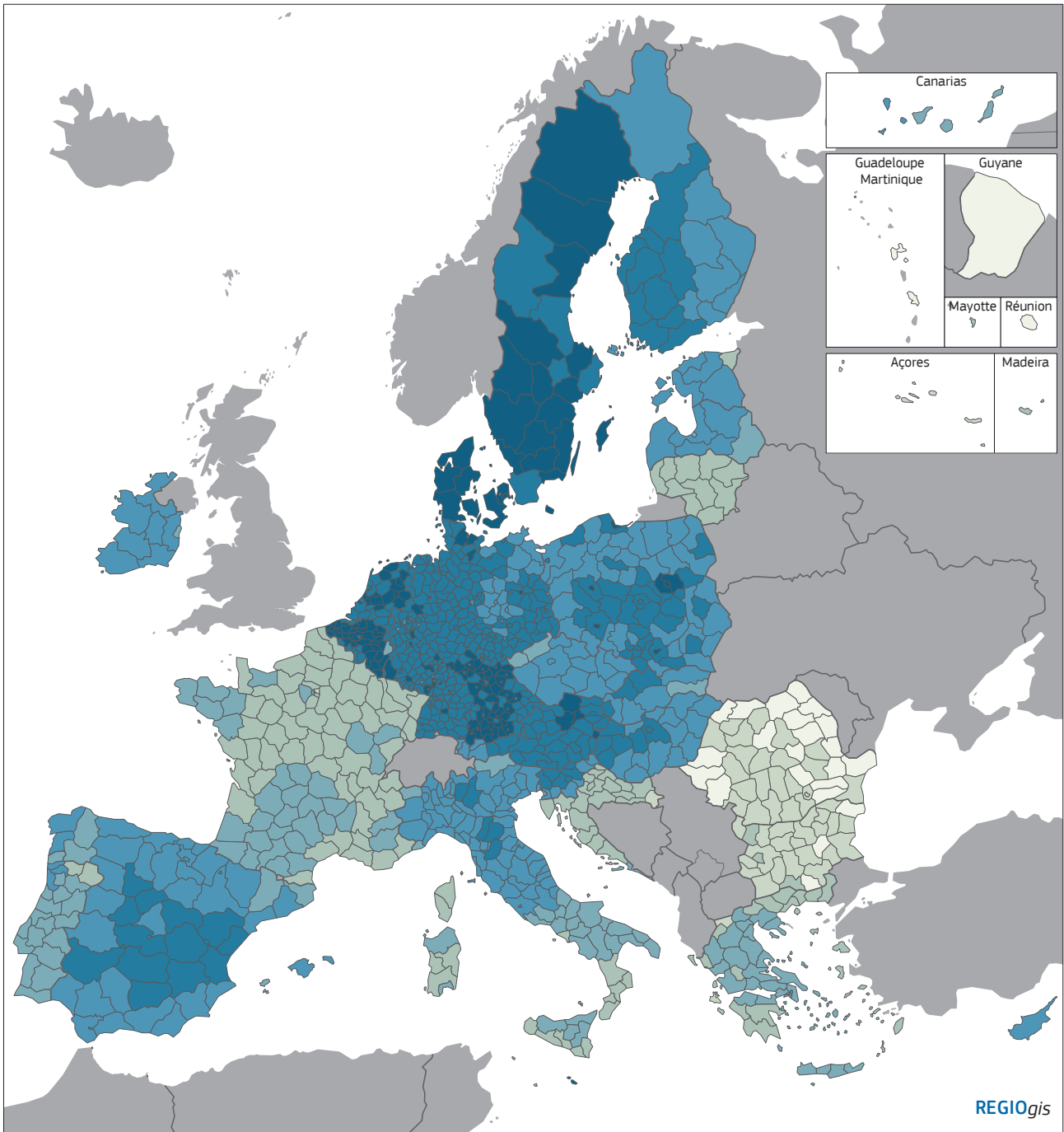
All votes as % of eligible voters



EU-27 = 64.5
 BG, EE, EL, ES, LU, NL, PL, SK, FI: 2023
 DK, FR, IT, LV, HU, MT, PT, SI, SE: 2022
 CZ, DE, CY: 2021
 IE, HR, LT, RO: 2020
 BE, AT: 2019
 Source: DG REGIO based on EU-NED database and national administrative sources.

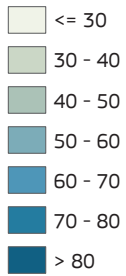


© EuroGeographics Association for the administrative boundaries



Valid votes turnout of national elections, 2019-2023

Valid votes as % of eligible voters



EU-27 = 63,2
 BG, EE, EL, ES, LU, NL, PL, SK, FI: 2023
 DK, FR, IT, LV, HU, MT, PT, SI, SE: 2022
 CZ, DE, CY: 2021
 IE, HR, LT, RO: 2020
 BE, AT: 2019
 Source: DG REGIO based on EU-NED database and national administrative sources.

