

# Indicators 2021+ Evaluation Network



*#CohesionPolicy*  
*#EUinmyRegion*  
*#ESIFOpenData*

# MS Consultations for Indicators 2021+

# ERDF and CF Indicators proposed for 2021+

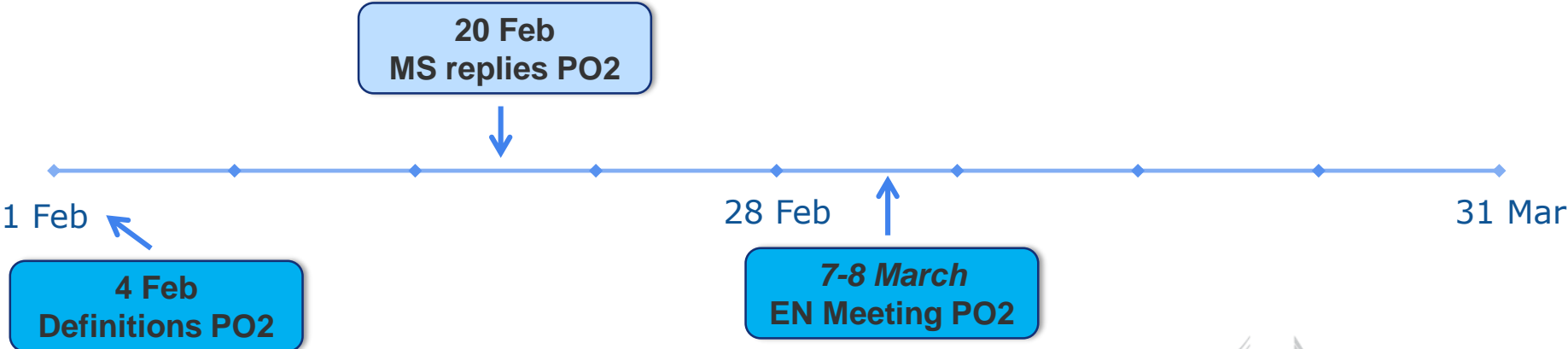
*Note: Interreg specific indicators with Interact expert group (end Feb 2019)*

Policy objective	Specific objectives	Outputs	Results
PO1 Smart Europe	(i) R&D capacities	10	8
	(ii) Digitisation	3	4
	(iii) SMEs	1	5
	(iv) Skills for smart specialisation	4	5
<b>Total PO1</b>		<b>18</b>	<b>22</b>
PO2 Green Europe	(i) Energy efficiency	3	5
	(ii) Renewable energy	2	2
	(iii) Smart grids	2	2
	(iv) Climate change	5	5
	(v) Water management	3	4
	(vi) Circular economy	1	4
	(vii) Biodiversity	5	4
<b>Total PO2</b>		<b>21</b>	<b>26</b>
PO3 Connected Europe	(i) Digital connectivity	2	2
	(ii) TEN-T	4	3
	(iii) Other than TEN-T	9	4
	(iv) Multimodal urban mobility	6	3
<b>Total PO3</b>		<b>21</b>	<b>12</b>
PO4 Social Europe	(i) Labour markets infrastructure	1	1
	(ii) Inclusive education	3	3
	(iii) Integration - housing and social	2	2
	(iv) Health infrastructure	2	4
<b>Total PO4</b>		<b>8</b>	<b>10</b>
PO5 Closer Europe	(i) Integrated urban	4	3
	(ii) Integrated territorial and CLLDs	1	
<b>Total PO5</b>		<b>5</b>	<b>3</b>
<b>Horizontal</b>		<b>1</b>	<b>4</b>
<b>Total for Eval Net</b>		<b>74</b>	<b>77</b>

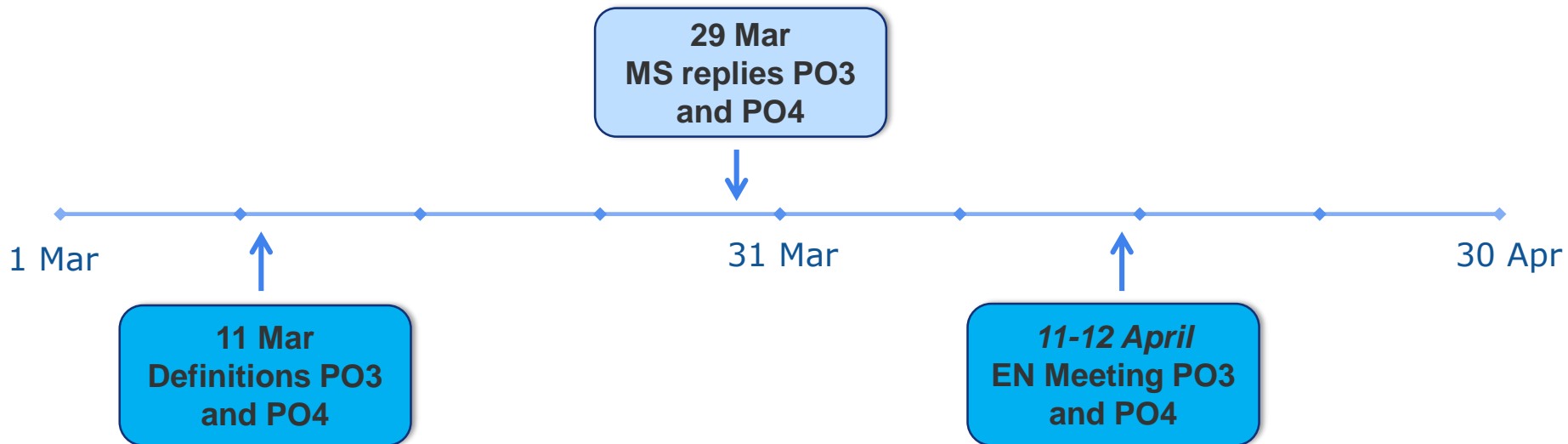
# Indicators PO1 (Dec-Jan)



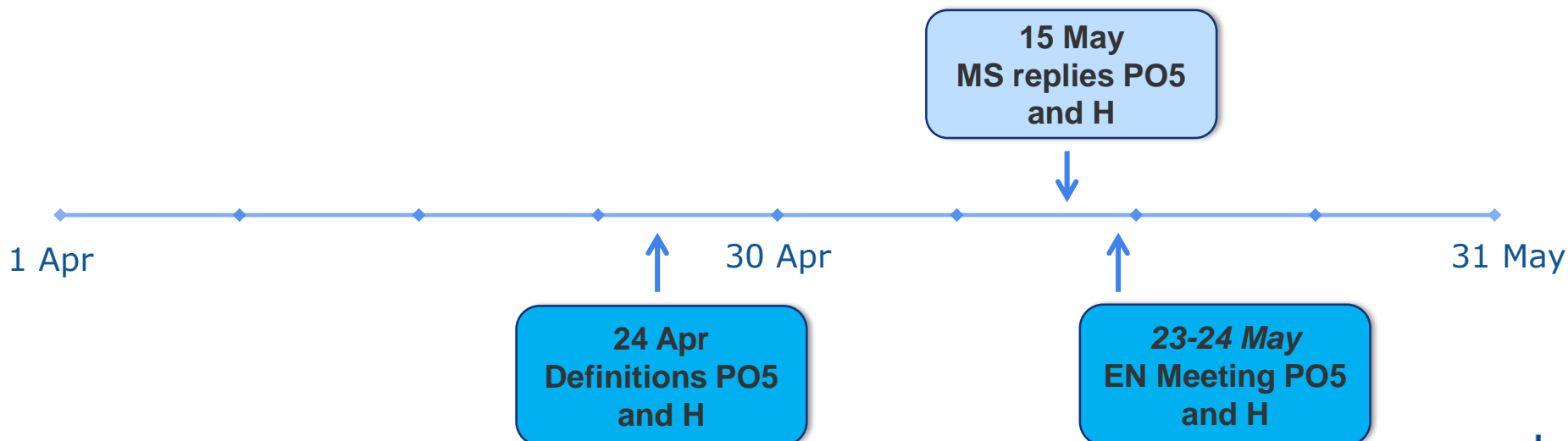
# Indicators PO2 (Feb-Mar)



## Indicators PO3 and PO4 (Mar-Apr)



## Indicators PO5 and horizontal + guidance (Apr-May)



## Working principles:

- Motivated reasoning for any change proposed
- Match outputs with results
- One-in one-out: avoid proliferation

# Template for indicator fiche:

			Comments MS
Indicator	Indicator code	RCO01	
	Indicator Name	Enterprises supported (of which: small, medium, large)	
	Brief definition	Number of enterprises receiving support in any form from ERDF (whether the support represents state aid or not)	
	Measurement unit	enterprises	
	Type	output	
Relevance	Message		
	Policy objective	PO1	
	Specific objective	1.i	
	Use in other specific objectives	YES	
	Use with other common output indicators	All indicators for enterprises from PO1	
	Associated result indicators	All common indicators for results in enterprises	
	Link to 2014-2020	CO01	
	Linkages of other Indicators (SDGs)		
	Contribution to corporate indicators	CCO01	
		<i>ESTAT definition of enterprises</i>	
Methodology	Underlying definitions and concepts		
	Aggregation	Double counting - addressed with separate reporting in implementation	
	Data source	Programmes	
	Timeliness and Frequency	See Regulation	
Governance	Risks		
	Data provider	MAs	
	Data management contact	REGIO B2	
	Public availability	ODP	
Notes	Disaggregated by size in the reporting for implementation.		
Example			
Reference			
<b>RACER Criteria:</b>	Yes	Almost	No
RELEVANT			
ACCEPTED			
CREDIBLE			
EASY			
ROBUST			