


ERDF & Cohesion Fund Indicators 2021+



#CohesionPolicy
#EUinmyRegion
#ESIFOpenData

ERDF & CF Indicators 2021+

Consolidation of the indicator system

2014 – 2020

- Policy results
- Common indicators for outputs
- Use of common indicators whenever relevant
- Programme-specific indicators when needed
- Coverage gaps (ex: ICT, climate change)
- Reliance on external data sources (ex: regional surveys)

2021 – 2027

- Results at intervention level
- Common indicators for outputs and results
- Use of common indicators whenever relevant
- Programme-specific indicators when needed
- Higher policy coverage
- Data collection from projects

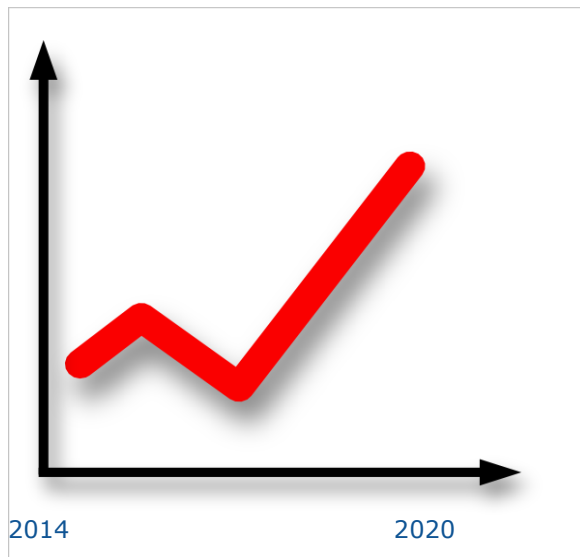
Result indicators

2014-2020

Policy result:

*Survival rate of 3-years old SMEs
(regional level)*

Region X



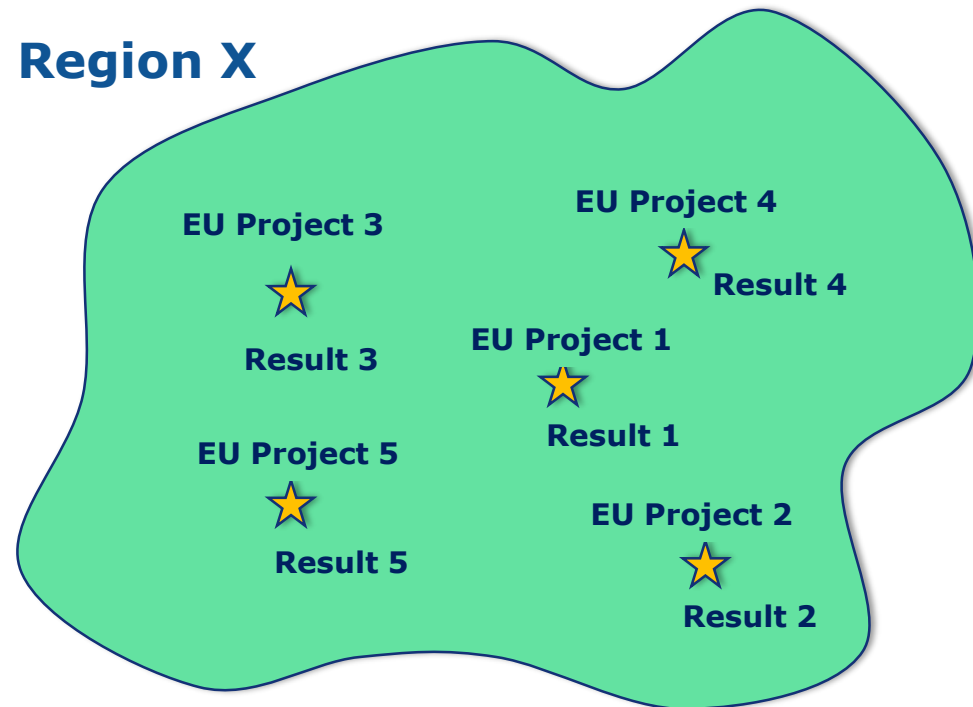
Source: National Statistics/ ESTAT

2021-2027

Result of the intervention:

3-year old enterprises surviving in the market

Region X



Source: monitoring system

RESULT
EU INTERVENTION

= Result 1 + ... + Result 5



European
Commission

Flexible system of common indicators (Annex I)

Generic indicators

- *Can be used in any specific objective if needed*
- *Marked with * in Annex I ERDF&CF Proposal*

Policy Objective: Smarter Europe	Specific objective: Digitalisation	Result: Enterprises reaching high digital intensity (RCR13)	Output: Enterprises supported by grants (RCO02)
Policy Objective: Greener Europe	Specific objective: Energy efficiency	Result: Enterprises with improved energy performance (RCR30)	Output: Enterprises supported by grants (RCO02)

Flexible system of common indicators (Annex I) *(continued)*

Thematic indicators

- *Relevant for given specific objective*

Examples for SO (2.i) "Promoting energy efficiency":

RCO18 – Households supported to improve energy performance of their dwelling

RCR27 – Households with improved energy performance of their dwelling

Horizontal indicators

- *Used in all specific objectives*
- *Also marked with * in Annex I ERDF&CF Proposal*

Example:

RCR93 – Average time for project implementation (from signature of contract to last payment)

Indicators for Interreg programmes

- *Interreg specific indicators in Annex I ERDF&CF proposal (Table 2)*
- *Interreg programmes will use other common indicator proposed for ERDF and CF (Table 1) whenever relevant*

Examples of Interreg specific:

RCO96 – Legal or administrative barriers identified

RCR82 – Legal or administrative barriers addressed or alleviated

Harmonization and Simplification

More comparable data based on the use of fewer indicators

Period 2014-2020

11 Thematic Objectives	<ul style="list-style-type: none">• 56 Investment Priorities• 3573 Specific Objectives	Results: <ul style="list-style-type: none">• 5082 records programme specific	Outputs: <ul style="list-style-type: none">• 46 common indicators (6481 records)• 4813 records programme specific
-------------------------------	---	--	---

Note: Based on data in adopted programmes, REGIO SFC, October 2018

Period 2021-2027

5 Policy Objectives	21 Specific Objectives	Results: 85 common indicators + programme specific	Outputs: 85 common indicators + programme specific
----------------------------	-------------------------------	---	---

Data reporting

Annex XX in CPR

Cumulative reporting

- *Outputs and results*

Aggregate in programming, disaggregate in implementation

- *Some indicators*

Examples:

RCR26 – Annual final energy consumption (residential, private non-residential, public non-residential)

RCR31 – Renewable energy produced (electricity, thermal)

Reported in implementation at OP level

RCO95 – Staff financed by ERDF and Cohesion Fund

⇒ For 2021+, we propose ...

- **Continuity with 2014-2020**
- **Match of common outputs and results for interventions**
- **Simplification, harmonization and data comparability**
- **Broader policy coverage**
- **Flexibility**
- **Alignment with ESF+**
- **Aggregation from project level**
- **RACER – Financial Regulation criteria (Art. 33)**

Clarification Annexes I and II

ERDF & CF Proposal

Annex I – Common ERDF&CF indicators

- Common indicators to be selected in programmes
- Data to be collected from projects via the monitoring systems
- Aggregated data reported by Member States to the Commission

Annex II – Performance information

- Reported by the Commission to Council and European Parliament
- Consolidated data from common indicators values reported by programmes (direct mapping into Annex I)
- Calculated by the Commission

PO1: Map Annexes I and II

Policy Objective	Specific Objective	Indicators ANNEX II	Indicators ANNEX I
PO1 Smarter Europe	1.i R&I capacities	CCO 01 - Enterprises supported to innovate	RCO01 Enterprises supported
		CCO 02 - Researchers working in supported research facilities	RCO 06 - Researchers working in supported research facilities
		CCR 01 - SMEs introducing product, process, marketing or organisational innovation	RCR 03 - SMEs introducing product or process innovation RCR 04 - SMEs introducing marketing or organisational innovation
	1.ii Digitalisation	CCO 03 - Enterprises and public institutions supported to develop digital products, services and applications	RCO 12 - Enterprises supported to digitise their products and services RCO 14 - Public institutions supported to develop digital services and applications
		CCR 02 - Additional users of new digital products, services and applications developed by enterprises and public institutions	RCR 11 - Users of new public digital services and applications RCR 12 - Users of new digital products, services and applications developed by enterprises
		CCO 04 - SMEs supported to create jobs and growth	RCO 01 - Enterprises supported (of which: micro, small, medium, large)
	1.iii SMEs growth	CCR 03 - Job created in SMEs	RCR04 - Jobs created in supported enterprises
		CCO 05 - SMEs investing in skills development	RCO 101 - SMEs investing in skills development
	1.iv Skills smart specialisation	CCR 04 - SMEs staff benefiting from training for skills development	RCR 98 - SMEs staff completing Continuing Vocational Education and Training (CVET) (by type of skill: technical, management, entrepreneurship, green, other)
			RCR 99 - SMEs staff completing alternative training for knowledge intensive service activities (KISA) (by type of skill: technical, management, entrepreneurship, green, other)
			RCR 100 - SMEs staff completing formal training for skills development (KISA) (by type of skills: technical, management, entrepreneurship, green, other)

PO2: Map Annexes I and II

Policy Objective	Specific Objective	Indicators ANNEX II	Indicators ANNEX I
PO2 Greener Europe	2.i Energy efficiency	CCO 06 - Investments in measures to improve energy efficiency	<i>Based on categories of intervention for energy efficiency</i>
		CCR 05 - Beneficiaries with improved energy classification	RCR 27 - Households with improved energy performance of their dwellings RCR 30 - Enterprises with improved energy performance
	2.ii Renewable energy	CCO 07 - Additional renewable energy production capacity	RCO 22 - Additional production capacity for renewable energy (of which: electricity, thermal)
		CCR 06 - Volume of additional renewable energy produced	RCR 31 - Total renewable energy produced (of which: electricity, thermal)
	2.iii Smart energy grids	CCO 08 - Digital management systems developed for smart grids	RCO 23 - Digital management systems for smart grids
		CCR 07 - Additional users connected to smart grids	RCR 33 - Users connected to smart grids
	2.iv Climate change, risk, disasters	CCO 09 - New or upgraded disaster monitoring, warning and response systems	RCO 24 - New or upgraded disaster monitoring, warning and response systems
		CCR 08 - Additional population benefiting from protection measures against floods, forest fires, and other climate related natural disasters	RCR 35 - Population benefiting from flood protection measures
			RCR 36 - Population benefiting from forest fires protection measures RCR 37 - Population benefiting from protection measures against climate related natural disasters (other than floods and forest fires)
	2.v Water management	CCO 10 - New or upgraded capacity for waste water treatment	RCO 32 - New or upgraded capacity for waste water treatment
		CCR 09 - Additional population connected to at least secondary waste water treatment	RCR 42 - Population connected to at least secondary waste water treatment
	2.vi Circular economy	CCO 11 - New or upgraded capacity for waste recycling	RCO 34 - Additional capacity for waste recycling
		CCR 10 - Additional waste recycled	RCR 47 - Waste recycled
	2.vii Urban environment	CCO 12 - Surface of green infrastructure in urban areas	RCO 36 - Surface of green infrastructure in urban areas
CCR 11 - Population benefiting from measures for air quality		RCR 50 - Population benefiting from measures for air quality	

PO3: Map Annexes I and II

Policy Objective	Specific Objective	Indicators ANNEX II	Indicators ANNEX I	
PO3 Connected Europe	3.i Digital connectivity	CCO 13 - Additional households and enterprises with coverage by very high capacity broadband networks	RCO 41 - Additional households with broadband access of very high capacity RCO 42 - Additional enterprises with broadband access of very high capacity	
		CCR 12 - Additional households and enterprises with broadband subscriptions to a very high capacity network	RCR 53 - Households with broadband subscriptions to a very high capacity network RCR 54 - Enterprises with broadband subscriptions to a very high capacity network	
		3.ii Sustainable TEN-T	CCO 14 - Road TEN-T: New and upgraded roads	RCO 43 - Length of new roads supported - TEN-T RCO 45 - Length of roads reconstructed or upgraded - TEN-T
			CCO 15 - Rail TEN-T: New and upgraded railways	RCO 47 - Length of new rails supported - TEN-T RCO 49 - Length of rails reconstructed or upgraded - TEN-T
	CCR 13 - Time savings due to improved road traffic		RCR 56 - Time savings due to improved road traffic	
	CCR 14 - Annual number of passengers served by improved road and rail transport		RCR 55 - Users served by improved road traffic RCR 58 - Annual number of passengers on supported railways	
	3.iv Sustainable multimodal urban mobility	CCO 16 - Extension and modernisation of tram and metro lines	RCO 55 - Length of tram and metro lines- new RCO 56 - Length of tram and metro lines- reconstructed/ upgraded	
		CCR 15 - Annual users served by new and modernised tram and metro lines	RCR 63 - Annual users of new/ upgraded tram and metro lines	

PO4 and PO5: Map Annexes I and II

Policy Objective	Specific Objective	Indicators ANNEX II	Indicators ANNEX I
PO4 Social Europe	4.i. Social innovation and employment infrastructure	CCO 17 - Annual unemployed persons served by enhanced facilities for employment services	RCO 61 - Annual unemployed persons served by enhanced facilities for employment services
		CCR 16 - Job seekers using annually enhanced facilities for employment services	RRC 65 - Job seekers using annually the services of the employment services supported
	4.ii Education infrastructure	CCO 18 - New or upgraded capacity for childcare and education infrastructure	RCO 66 - Classroom capacity of supported childcare infrastructure (new or upgraded)
		CCR 17 - Annual users served by new or enhanced childcare and education infrastructure	RCO 67 - Classroom capacity of supported education infrastructure (new or upgraded)
			RRC 70 - Annual number of children using childcare infrastructure supported
	4.iii Social housing and services	CCR 18 - Annual users served by new and improved reception and housing facilities	RRC 71 - Annual number of students using education infrastructure supported
			RCO 63 - Capacity of temporary reception infrastructure created
			RRC 66 - Occupancy of temporary reception infrastructure built or renovated
	4.iv Health infrastructure	CCR 19 - Population with access to improved health care services	RRC 67 - Occupancy of rehabilitated housing - migrants, refugees and persons under or applying for international protection
			RRC 68 - Occupancy of rehabilitated housing - other (persons)
RCO 69 - Capacity of supported health care infrastructure			
			RRC 72 - Population with access to improved health care services

Policy Objective	Specific Objective	Indicators ANNEX II	Indicators ANNEX I
PO5 Europe Closer to Citizens	5.i Integrated urban development	CCO 21 - Population covered by strategies for integrated urban development	RCO 74 - Population covered by strategies for integrated urban development

Indicators – Related Provisions

Related provisions for Performance Framework +

- Definitions output and result indicators -> CPR Art. 2 (12-13)
- Indicators linked to specific objective -> CPR Art. 12
- **Annex XX for reporting**
- Common and programme specific indicators -> ERDF&CF Art. 7
- Annexes I and II -> ERDF&CF Art. 7