


# ERDF & Cohesion

2021-2027  
Performance  
and mid-term

EVALNET 29-30/11/18

*#CohesionPolicy*  
*#EUinmyRegion*  
*#ESIFOpenData*



# Performance and Intervention rationale

*Issues:*

- **Programme content: Intervention rationale**
- **Performance framework + Indicators + Mid Term review**

# ERDF/CF Specific Objectives

Policy Objective (5)	Specific Objectives (21)
Smarter Europe	4 SO: RTD; Digitisation; SMEs: Skills for RIS3
Greener Europe	7 SO: Energy efficiency; renewables; smart grids; climate adaptation; water management; circular economy; biodiversity.
Connected Europe	4 SO: Digital infrastructure; TEN-Transport; Connections to TEN-T; Multimodal urban transport.
More Social Europe	4 SO: Labour market; Education & Training; Social Inclusion; Health care.
Europe closer to citizens	2 SO: Integrated strategies: urban and rural/coastal.

# ERDF/CF 2021-27: Programme thematic structure => V. important simplifications

<b>2014-2020 vs.</b>	<b>2021-2027</b>
11 Thematic objectives + <b>Multi thematic</b>	<b>5 Policy objectives</b>
41 Investment priorities	<b>21 Specific objectives (Building Blocks)</b>
+2 500 Specific objectives	

# Streamlined logic of intervention

Specific Objective : **Result** ← **Output** ← **Input**

*What do we want to change for beneficiaries and **how** to measure it?*

*Which outputs will the beneficiaries deliver?*

*How much money will be delivered to which actions ?*

Specific objective:  
R&I capacities

Result:  
**SMEs introducing process or product innovation**  
(in the programme)

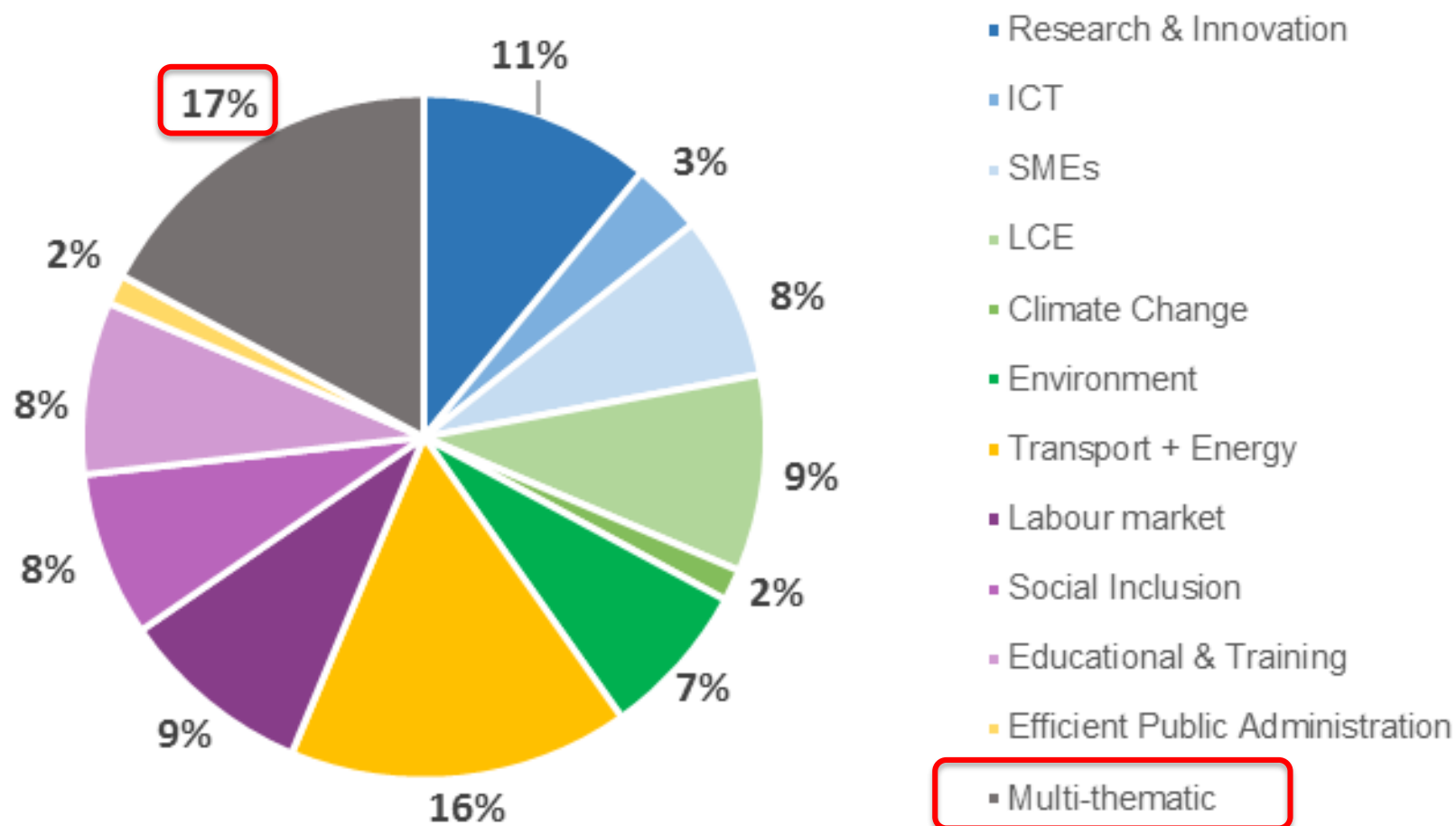
Output:  
**Enterprises supported by financial instruments**  
(in the programme)

Input:  
**Indicative breakdown by types of intervention**  
(in the programme)

# Programme contents and rationale

- **Section 1: Programme strategy: main development challenges and policy responses (Article 17.3: Disparities, market failures, Table1 – list of Priorities and Specific Objectives)**
- **Section 2: Priorities**
  - 2.1 **Title of priority**
  - 2.1.1 **Section for each Specific Objective**
    - Related types of action
    - Operations of strategic importance
    - Main target groups
    - Specific territories
    - Interregional / transnational actions
    - Planned use of financial instruments
    - **Indicators (outputs and results)**
    - **Types of intervention (categorisation)**

## Cohesion Policy Funds 14-20: EU share by TO



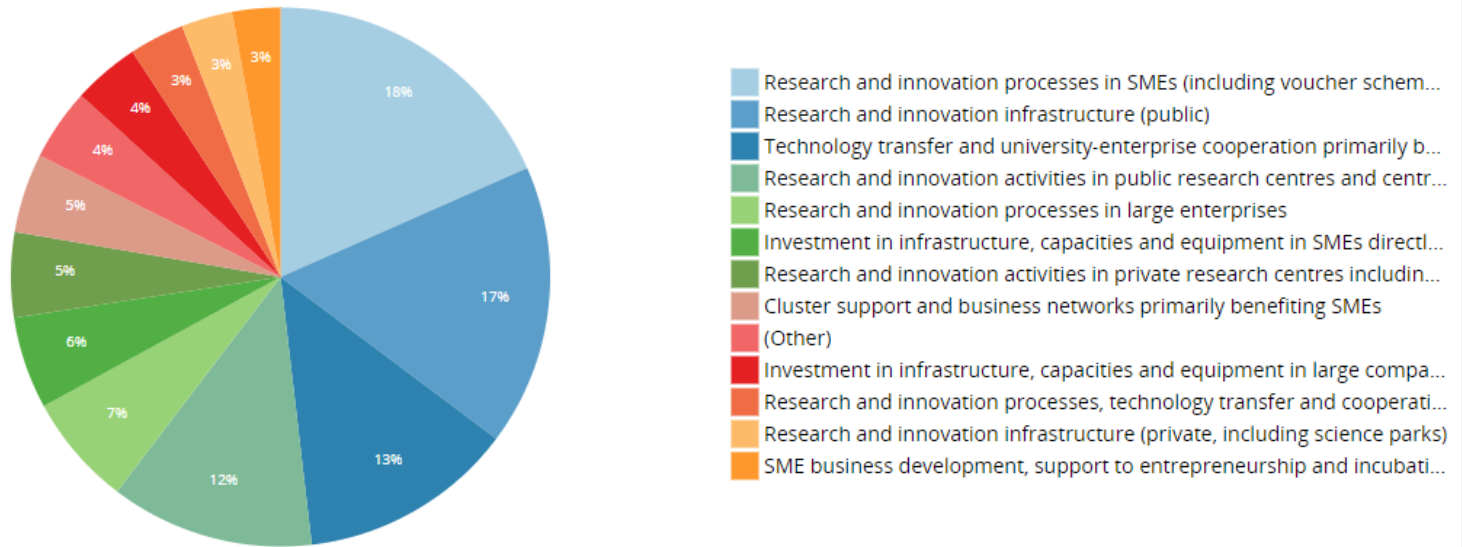
Objective 2014 / 2020

**SOURCE:** <https://cohesiondata.ec.europa.eu/d/5xpa-4bh8>

More Info

Fund:  TO\_short\_name:

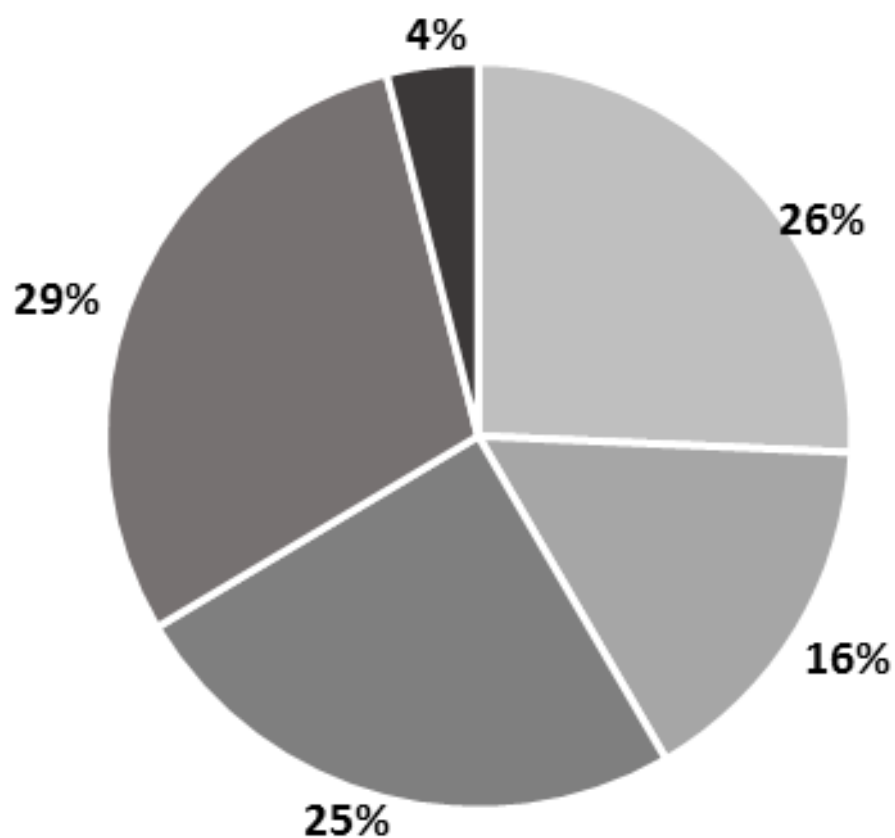
2014-2020 - Cohesion Planned Intervention field Categorisation by Thematic Objective



[View Source Data](#)



## Cohesion Policy Funds 21-27 (based on 14-20)



- PO1 - SMARTER (R+I/ ICT/SME)
- PO2 - GREENER (Climate/ Environment/ Energy)
- PO3 - CONNECTED
- PO4 - SOCIAL
- PO5 - LOCAL

## If categorisation is not provided at SO but at PO (priority) level only

***Clear information losses if no structured thematic data per SO :***

- No structured data on form of finance per SO;
- No context to understand indicator data;
- ... despite such data being used by programmes in any case.
- **Less** granular input data than in 2014-2020

**A clear backwards step in transparency and shared management.**

**Cohesion policy becomes a black box**

# Measures of performance 2021-27

## ➤ Implementation

**Output indicators:** specific deliverables of the intervention

→ **continuation**

## ➤ Achievements

**Result indicators:** short term effects of the intervention, with reference to direct addressees, population targeted or usage of infrastructure ('direct' results)

→ **change compared to 2014-20!**

# Programming Framework 2021-27

## Output indicators: *Milestones 2024, Targets 2029*

- All outputs selected in the programme (by SO)
- Milestones set for mid-term review
- Baseline always 0

## Result indicators: *Baselines, Targets 2029*

- All results selected in the programme (by SO)
- No milestones
- Baseline – 0 or reference value (value before the start of intervention)

## All indicators

- Some targets reset (introduced) in 2025
- Regular reporting: selected and implemented values

# Changing Perf. Framework (mid-term)

## 2014 – 2020

- Milestones for outputs only
- Common and specific outputs
- Mid term review is about awarding 6% reserve / underperformance
- Direct + sole influence on 6% reserve
- Only +50% of priority covered by outputs (added effort)

## 2021 – 2027

- Milestone for outputs only
- Common and specific outputs
- **Mid term is about strategic priorities and fixing total allocation (5+2)**
- **One of several elements in more qualitative review**
- **All output indicators covered**

# Methodology for Indicators 2021-2027

## ARTICLE 13

- **Criteria applied to select indicators**
- **Data used, quality assurance and calc. method(s)**
- **Factors that may influence achievements**
  
- **Available to Commission on request**
- **All outputs selected in the programme (by SO)**
- **Very useful for programme institutional memory (rationale for programme contents and targets)**