



Cohesion Open Data Update December 2021

REGIO B2 – John WALSH

1. Recent developments
2. Preview of new 2020-21 data
3. Future of the platform

1. Recent developments

- 2021-2027 Financial allocations: [Link](#)



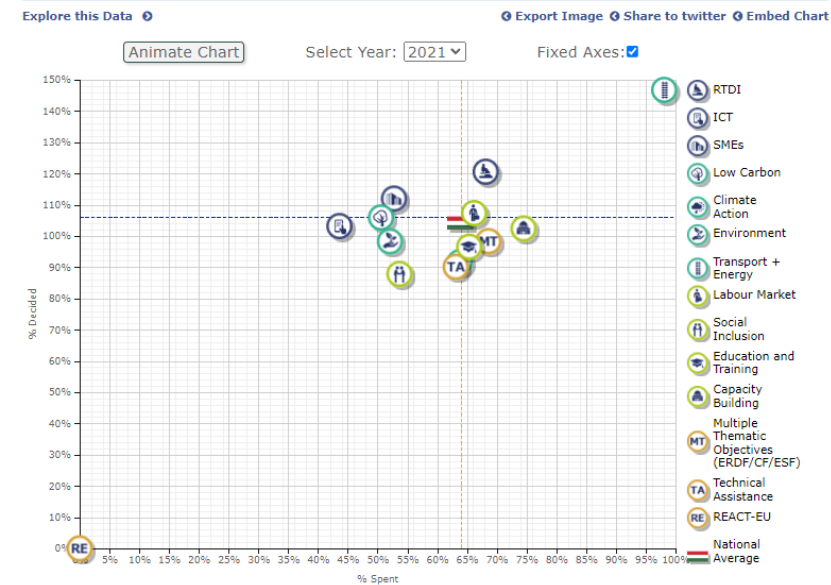
Following the entry into force on 1 July 2021 of the [2021-2027 Cohesion policy legislative framework](#) the Commission adopted decisions on the breakdown of the EU budget allocations by country and EU fund on 5 July, 2021.

The financial allocations (current prices) are presented below showing the EU allocations to different cohesion policy "goals", Member States and EU Funds in a series of interactive charts.

The initial national allocations will be translated into detailed investment plans through the formalisation of national partnership agreements and the detailed national and regional programmes.

- Country page thematic progress animated charts: [Link](#)

ESIF 2014-2020: Implementation by theme for Hungary – total cost of selection and spending as % of planned (scatter plot)



The chart axes will dynamically update to fit the data range for that year when "fixed axes" is not selected

Period Covered: up to 30/09/2021

Refresh Date: 10/12/2021

2. Preview of new Cohesion Open Data

- Financial data from 30/09/2021
- Common Indicator target changes + implementation progress
- Coronavirus non paper indicator – implementation progress

- [REACT-EU 2021 added target values]

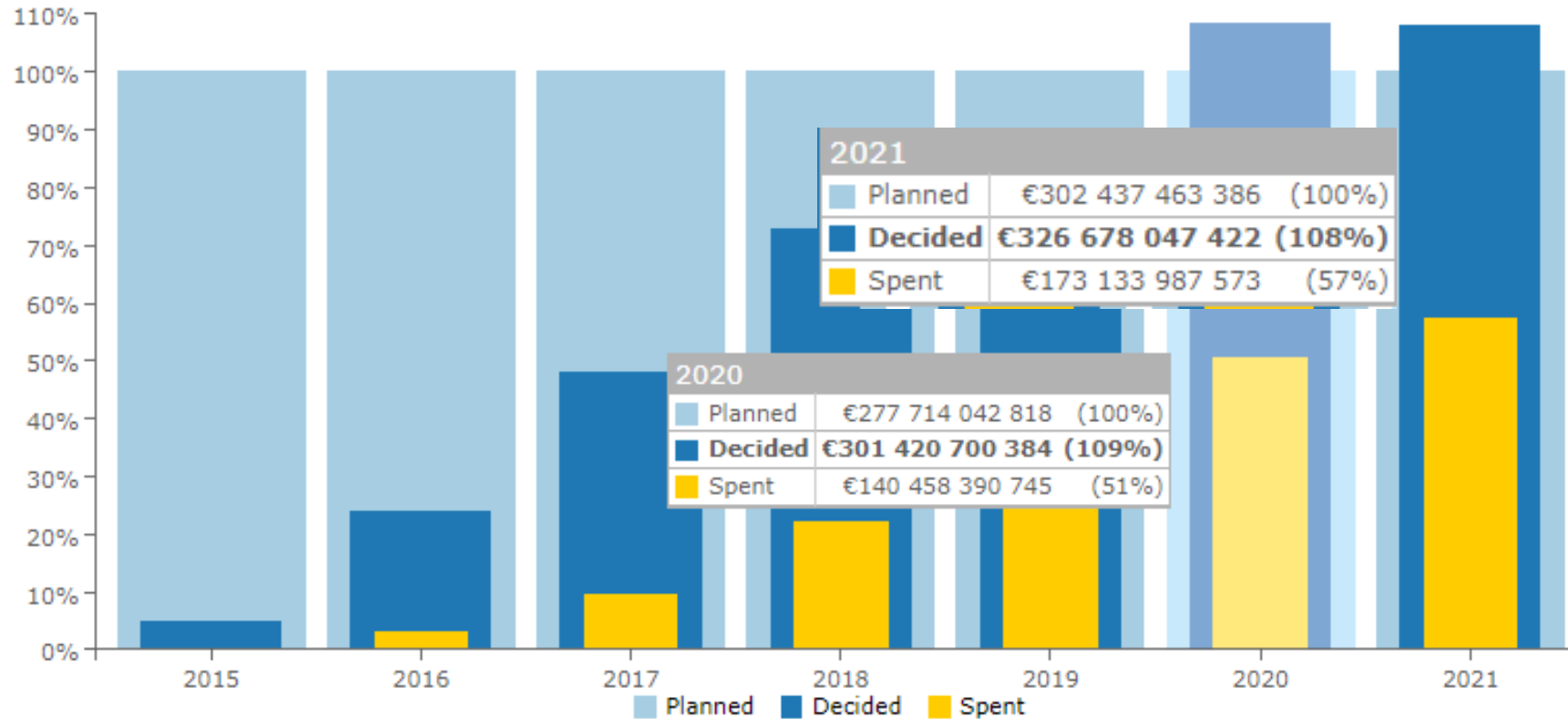
NB: next images are from OPEN DATA STAGING– data will go public on 17 December.

Example ERDF Financial data 30/9/2021

ESIF 2014-2020: Implementation Progress (total cost) for European Regional Development Fund

Explore this Data

Export Image Share to twitter Embed Chart



Period Covered: up to 30/09/2021

Refresh Date: 10/12/2021

Tracking common and CV indicator progress

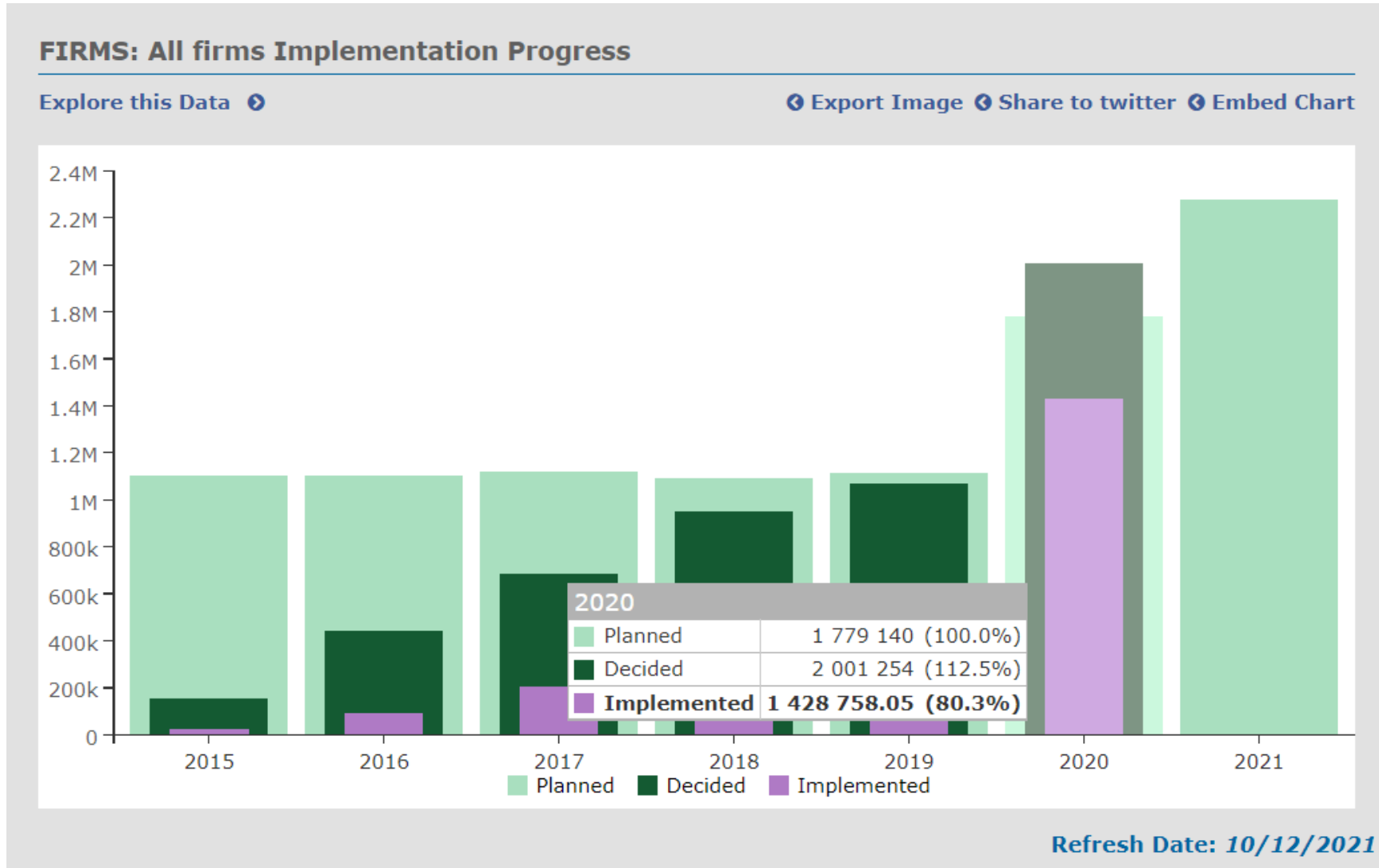
Tracking indicators has become more complex following the responses to the pandemic:

- The original strategic priorities have been affected leading to additional uncertainty and lags;
- Immediate measures to support working capital in SMEs have led to dramatic increases in enterprise targets in some MS;
- The common COVID-19 (CV) indicators, where used, bring more specific information on the health and enterprise support pandemic measures;
- REACT-EU programming increases the overall common indicator and CV indicator targets.

Commentary on progress

- **High rates of selection and implementation** are reported for many business indicators including CO08 Job creation; supported childcare/education infrastructure CO35; population covered by improved health services CO36; many RTDI indicators; most road indicators;
- **High selection and medium / low implementation** are reported for tourism visitors CO09; All energy indicators CO30-CO33 ; Additional households with broadband access CO10; Climate related risk prevention against floods and fire - CO20+CO21; Traditional environment indicators in water and waste indicators – CO17-19, and Decrease in GHG – CO34
- **Low rates of selection and/or very low implementation** are reported for all rail indicators; Rehabilitated land - CO22

Example: CO01 – All Enterprises supported



Coronavirus non paper “CV” indicators 1/2

- We recognise the very positive + important response of MAs in using CV indicators
- First reports on implementation, preliminary picture
- Some CV indicators show strong progress
- Low reporting of progress for some indicators
- Explanations:
 - Reprogramming took place late in 2020
 - Monitoring systems did not capture progress on all actions
 - Other reasons?
- MAs to consider updating CV and Common indicator targets where needed


Coronavirus non paper indicators 2/2

Code	CV Indicator name	Unit	Target @end-2020	Selected value @end-2020	Implemented value @end-2020	Rate selected	Rate implemented
CV1	Value of personal protective equipment purchased	EUR	1,118,053,896	837,205,739	248,549,700	75%	22%
CV2	Value of medical equipment purchased	EUR	847,775,735	501,373,204	25,550,962	59%	3%
CV3	Value of medicines purchased linked to COVID-19	EUR	94,013,500	53,205,200	605,000	57%	1%
CV4	Value of IT equipment and software/licences financed	EUR	143,714,442	13,675,496	18,000,000	10%	13%
CV4a	Value of COVID-19 related IT for SMEs	EUR	9,000,000	-	-	0%	0%
CV4b	Value of COVID-19 related IT for health	EUR	17,320,000	136,289	-	1%	0%
CV4c	Value of COVID-19 related IT for education	EUR	379,146,147	376,451,585	-	99%	0%
CV5	Value of grants for R&D into COVID-19	EUR	42,961,765	1,243,828	-	3%	0%
CV6	Items of personal protective equipment (PPE)	items	2,310,164,071	1,620,758,623	635,291,883	70%	27%
CV7	Ventilators to support treatment of COVID-19	units	4,338	3,739	2,328	86%	54%
CV8	Additional bed space created for COVID-19 patients	beds	4,799	1,340	240	28%	5%
CV9	Number of laboratories supported to test for COVID-19	labs	509	19	3	4%	1%
CV10	Testing capacity supported for COVID-19	tests	3,569,384	2,624,306	342,444	74%	10%
CV11	Ambulances and vehicles purchased for emergency response	vehicles	235	145	10	62%	4%
CV20	Grant support to SMEs for working capital (grants)	EUR	2,335,735,849	1,080,446,452	730,775,763	46%	31%
CV21	Financial Instrument support to SMEs for working capital	EUR	4,508,200,091	4,196,300,180	3,504,457,842	93%	78%
CV22	Number of SMEs with grants for working capital	firms	468,028	430,909	263,859	92%	56%
CV23	Number of SMEs with repayable working capital	firms	172,027	308,455	307,967	179%	179%
CV24	Number of SMEs receiving non-financial support	firms	1,281	95	-	7%	0%
CV25	Number of enterprises supplying equipment and PPE	firms	32	3	-	9%	0%
CV33	Entities supported in combating COVID-19	entities	2,419	2,358	6	97%	0%

CV indicator overview: Datastory

- [CRII/CRII+](#) vs [REACT-EU](#) – see dedicated dashboards
- CV Indicators aggregated across both CRII/CRII+ and REACT-EU

OVERVIEW OF CORONAVIRUS INDICATOR TARGETS



This page displays "common" COVID-19 indicator targets aggregated across the CRII/CRII+ and REACT-EU reprogramming decisions.

Read more at <https://cohesiondata.ec.europa.eu/stories/s/Overview-of-cohesion-policy-coronavirus>

3. 2021-2027 – Open data expansion

Preparation underway to revamp #CohesionOpenData

- Scope ex-ESIF Funds + DG Home + CAP
- A new generation of data stories
- Revise the menu showing 14-20 and 21-27 period; change the look and feel of 21-27
- Timing of launch dependant on critical mass of adopted programmes