

Evaluation of e-Cohesion 2014-2020

Update

Mihai Panaite – REGIO B.2 Evaluation and European Semester



Evaluation activities

Mapping of e-cohesion systems

Pilot case studies

- **Large-scale surveys and webinar**

Case studies

Analysis and post-2020 outlook

Final report

Surveys (21 July – 8/13 October 2021)

Replies: 455 from authorities and 6248 from beneficiaries, from all Member States.

Largest shares from: Poland, Italy, as well as Greece and Germany (authorities).

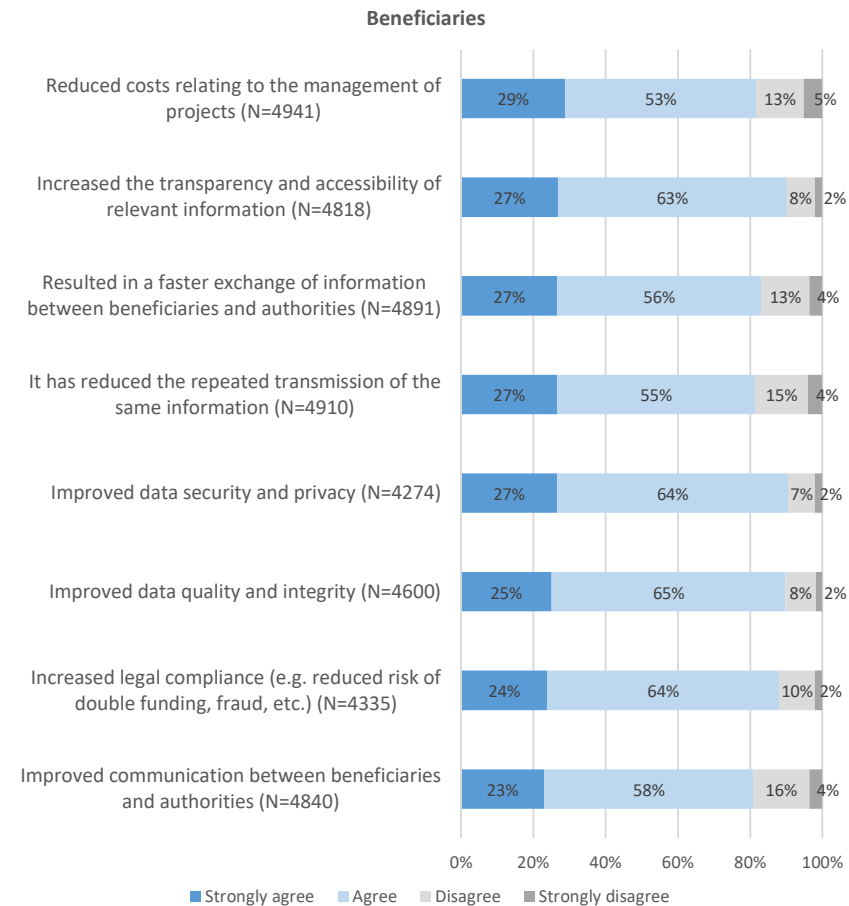
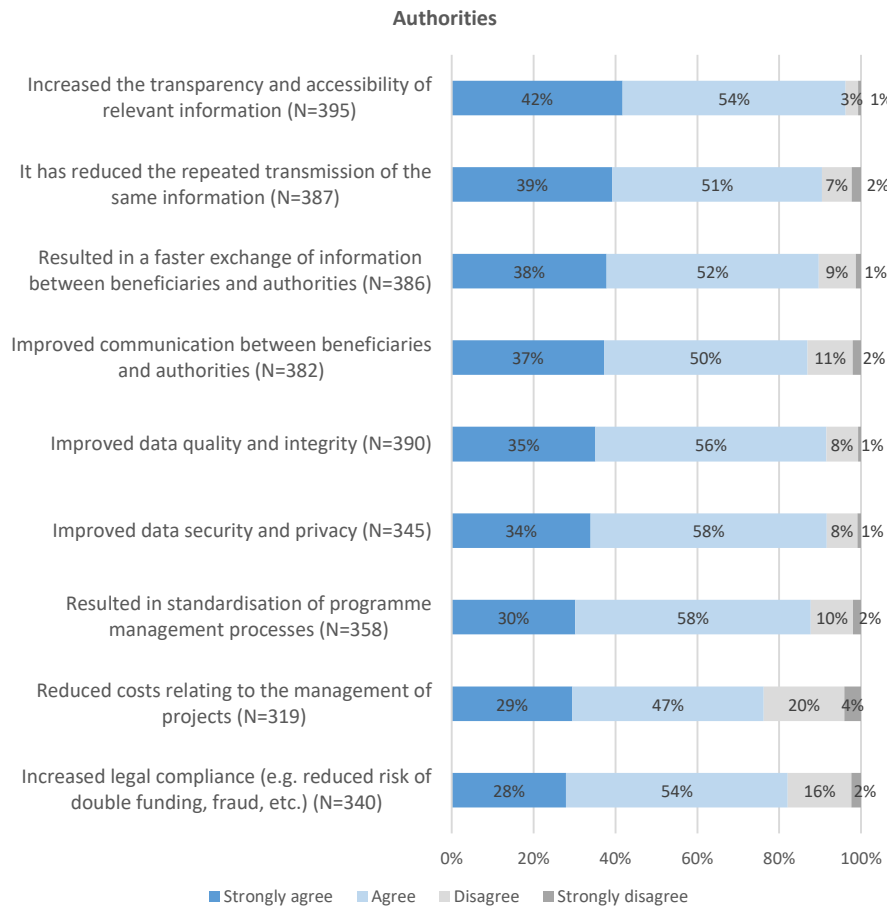
Types of respondents:

Authorities: 51% of replies from MAs, the rest CAs (19%), AAs (16%), IBs (14%).

Beneficiaries: 31% of replies from SMEs, 30% local and regional public administrations.

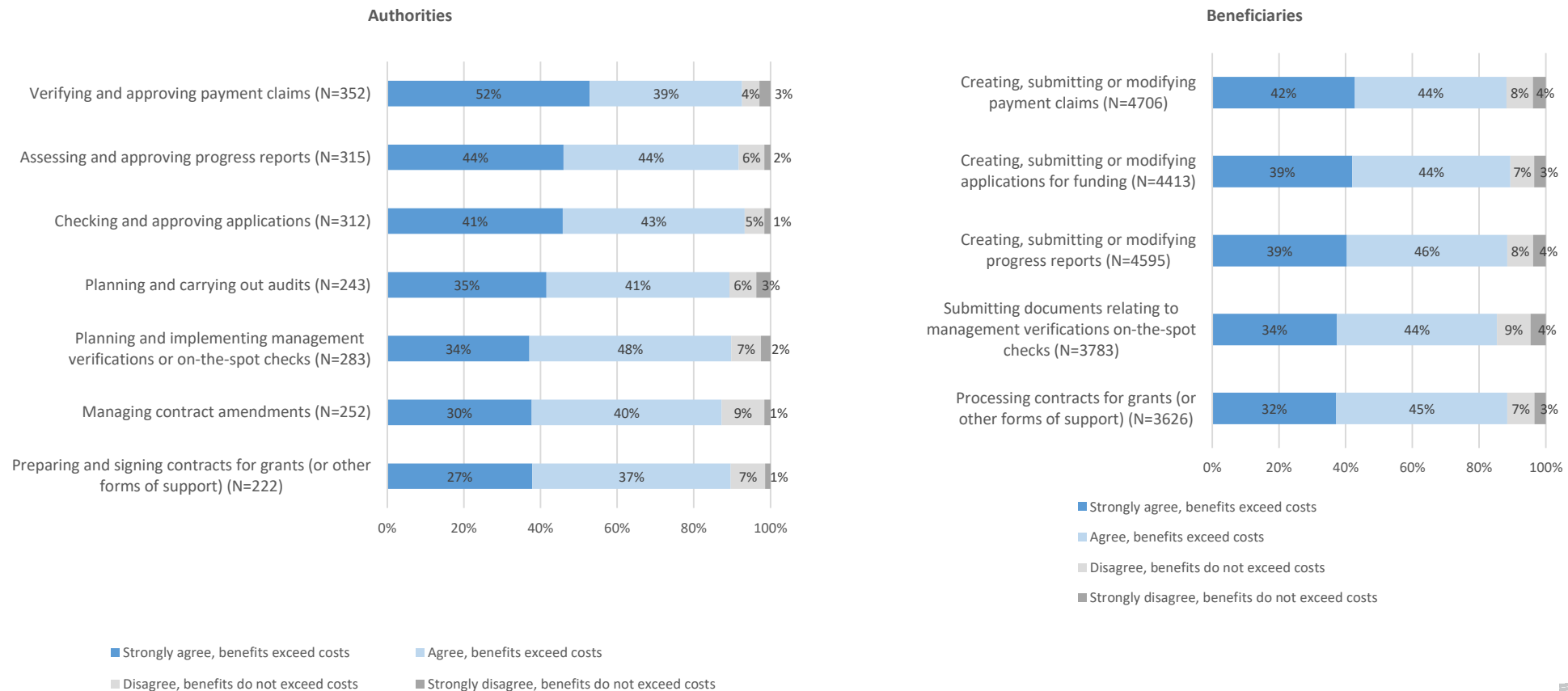
Initial findings

Perception of improvements as a result of electronic data exchange compared to paper-based processes or email exchanges



Initial findings (2)

Perception of benefits of e-Cohesion systems compared to their costs



Webinar of 23 November 2021

- Approx. 100 participants from almost all Member States
- Higher number of participants from PL, DE, BG, EE, IE, FR, SK.
- Presentation of survey findings combined with pauses to allow for questions and voting.

Next steps

Case studies - difficult choice based on multiple criteria: no. of replies, satisfaction, typology, availability of MA:

- Balcão 2020 (Portugal),
- SFINGE 2020 (Italy / Emilia-Romagna),
- eToetus (Estonia),
- SL 2014 (Poland),
- eMS (Interreg).

Finalisation of the contract: Q1/2022

Thank you



© European Union 2020

Unless otherwise noted the reuse of this presentation is authorised under the [CC BY 4.0](https://creativecommons.org/licenses/by/4.0/) license. For any use or reproduction of elements that are not owned by the EU, permission may need to be sought directly from the respective right holders.

Slide xx: [element concerned](#), source: [e.g. Fotolia.com](#); Slide xx: [element concerned](#), source: [e.g. iStock.com](#)

