



Flash Eurobarometer 502

Youth and Democracy in the European Year of Youth



Fieldwork
22/02 - 04/03/2022

Fieldwork conducted by
Ipsos European Public Affairs



Survey requested by the European Commission, Directorate-General for Education, Youth, Sport and Culture and coordinated by the Directorate-General for Communication

Fieldwork conducted by Ipsos European Public Affairs

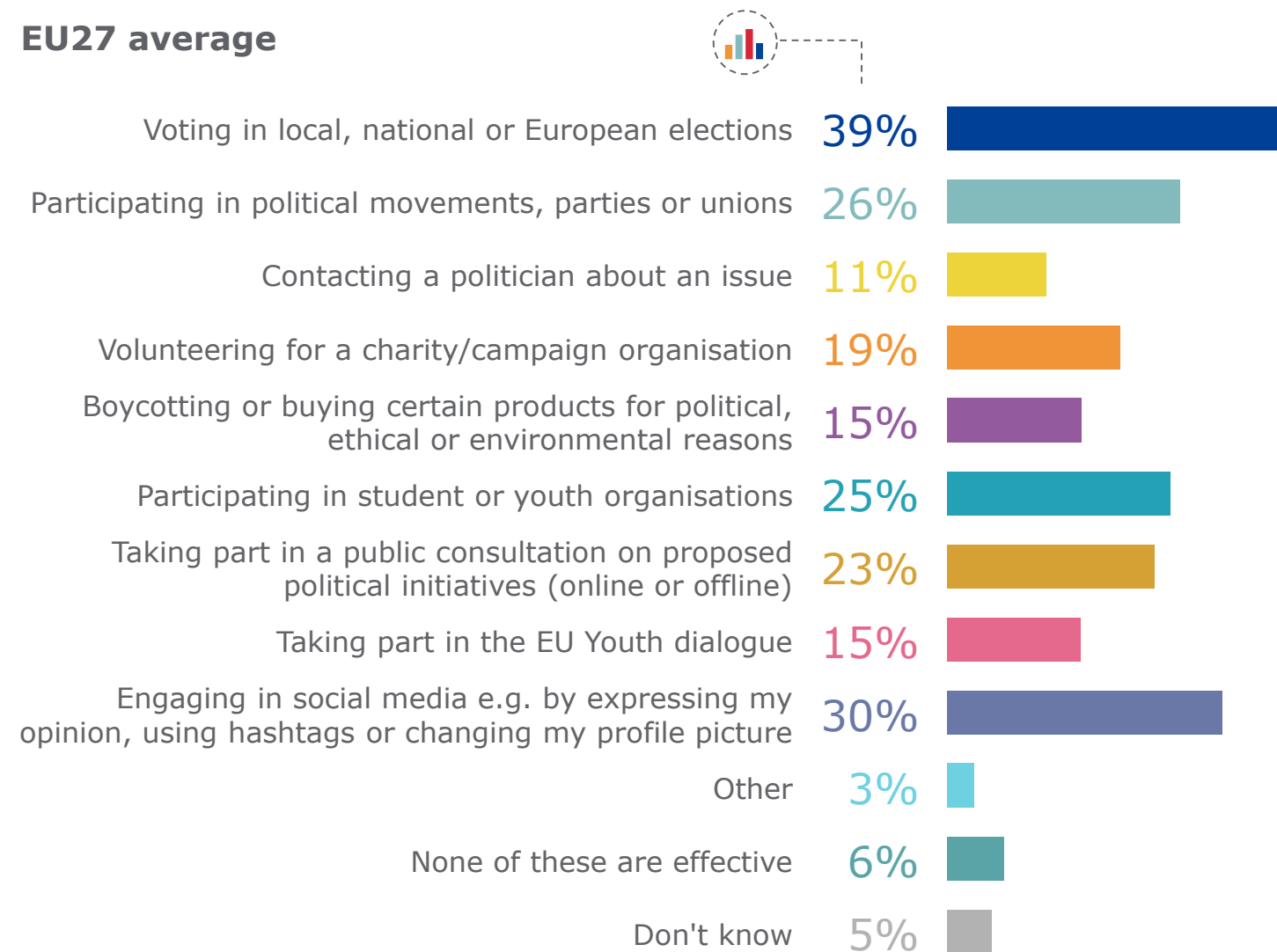
Methodology

- The survey was conducted via computer-assisted web interviewing (CAWI), using Ipsos online panels and their partner network. A share of respondents in Luxembourg and Malta was recruited via social media networks.
- Fieldwork: 22 February - 4 March 2022
- Target population: young EU citizens, aged 15-30
- Coverage: EU27
- Number of interviews: 26 178
- Sample size per country: 500 in LU, CY, MT, 1000 in all other countries

Presentation of survey data

- Survey data are weighted to known population proportions. The EU27 averages are weighted according to the size of the 15-30 year-old population of each EU Member State. *Note:* Percentages may not total 100 due to rounding.

What are the most effective actions for making young people's voice heard by decision makers?



Participation in one or more youth organisations over the last 12 months:

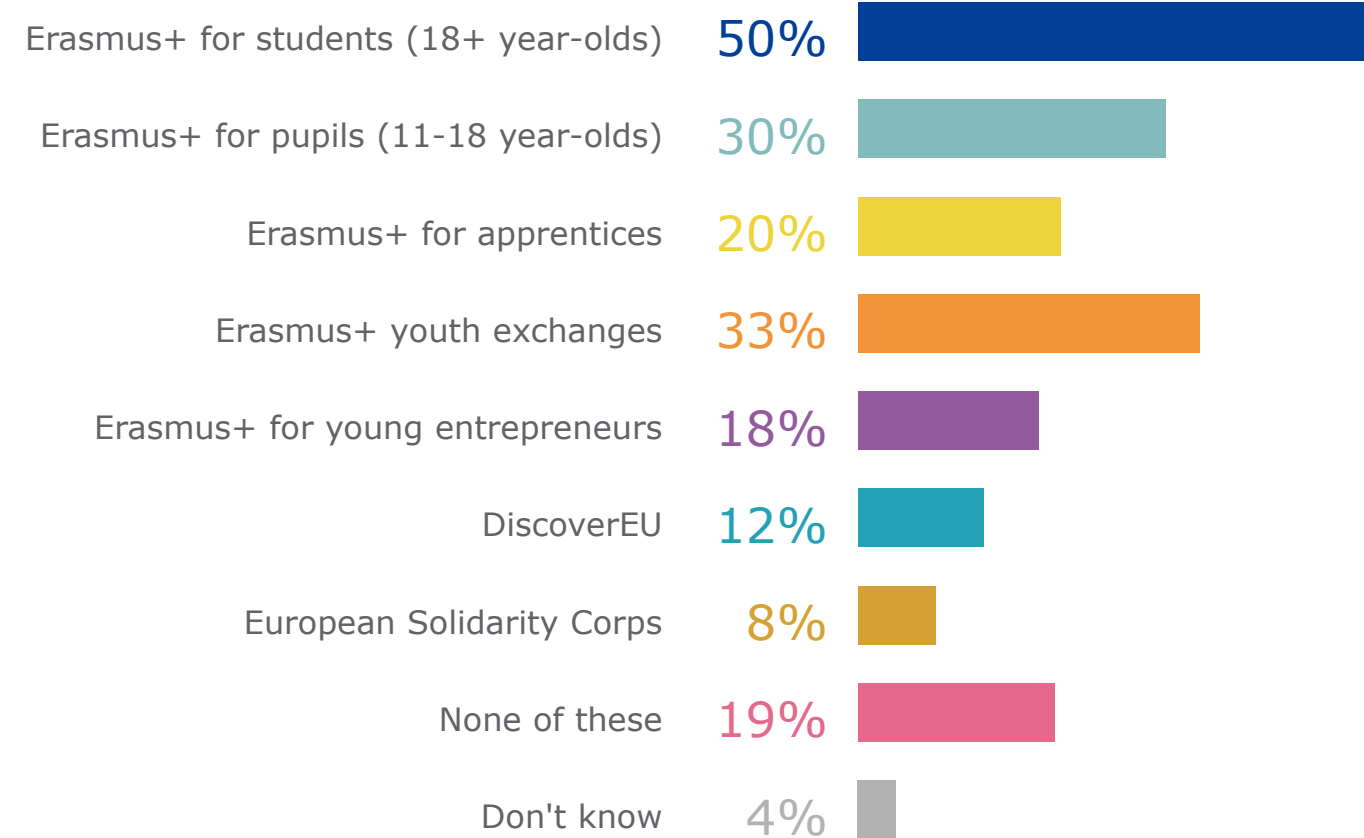
EU27 average



- Growing **youth engagement**: today, a majority (58%) of young people are active in the societies they live in and have participated in one or more youth organisations over the last 12 months.
- An **increase of 17 %** since last Eurobarometer in 2019.

Which of some of the EU-funded opportunities for young people to stay in another EU country have you heard of?

EU27 average



Erasmus+ programme, which celebrates its 35th anniversary in 2022, is known by **more than half of young respondents**.

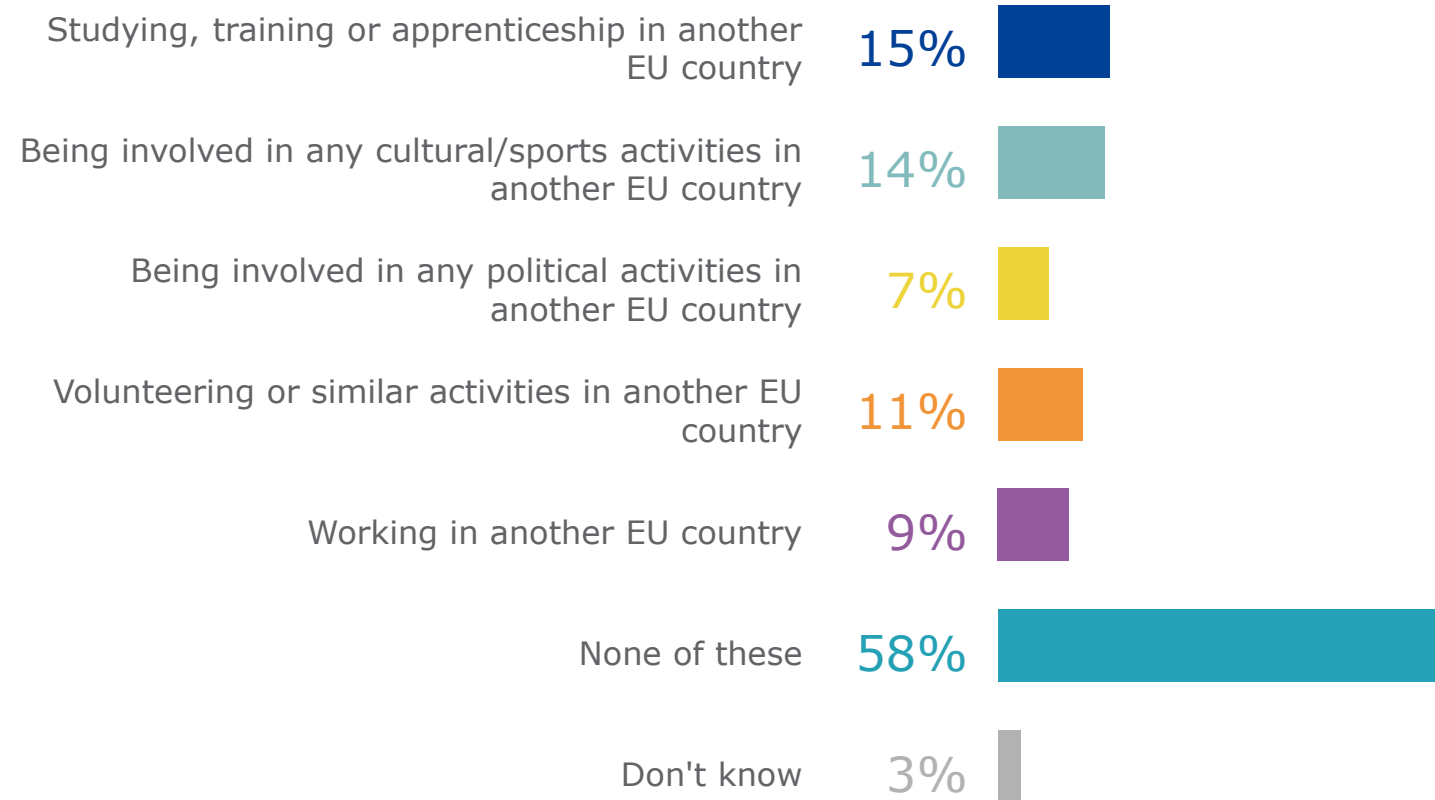
Differences between participation in EU-funded programmes for young people to stay in another EU country between countries:

	EU27	BE	BG	CZ	DK	DE	EE	IE	EL	ES	FR	HR	IT	CY	LV	LT	LU	HU	MT	NL	AT	PL	PT	RO	SI	SK	FI	SE
Erasmus+ for students (18+ year-olds)	50	57	47	58	31	34	57	52	72	63	56	60	61	70	60	61	60	44	69	32	42	52	65	54	62	56	40	26
Erasmus+ for pupils (11-18 year-olds)	30	29	36	33	15	23	46	22	51	32	30	41	33	50	48	41	26	35	36	14	31	39	35	33	49	36	29	13
Erasmus+ for apprentices	20	21	31	18	15	15	33	14	41	21	18	20	20	39	24	11	16	26	31	16	18	32	33	12	22	13	18	5
Erasmus+ youth exchanges	33	35	35	41	17	19	47	24	56	40	33	46	39	53	57	41	31	37	46	18	22	47	47	33	47	49	30	17
Erasmus+ for young entrepreneurs	18	15	25	16	10	16	18	13	22	26	18	19	15	26	19	14	10	22	25	9	15	20	25	22	22	18	15	7
DiscoverEU	12	10	9	7	18	12	8	25	15	22	7	9	15	5	8	9	21	5	11	16	15	5	21	9	11	5	21	13
European Solidarity Corps	8	7	11	8	8	8	11	8	10	7	6	13	8	6	8	9	5	7	6	5	7	8	8	10	10	8	7	5
None of these	19	13	18	15	35	29	14	24	5	9	18	12	12	7	12	12	18	22	10	41	23	14	8	13	8	14	21	47
Don't know	4	3	5	6	5	5	2	2	2	2	4	3	3	3	5	3	6	5	4	3	6	4	2	4	3	5	5	7

 Most-frequently selected response

Participation in transnational activities:

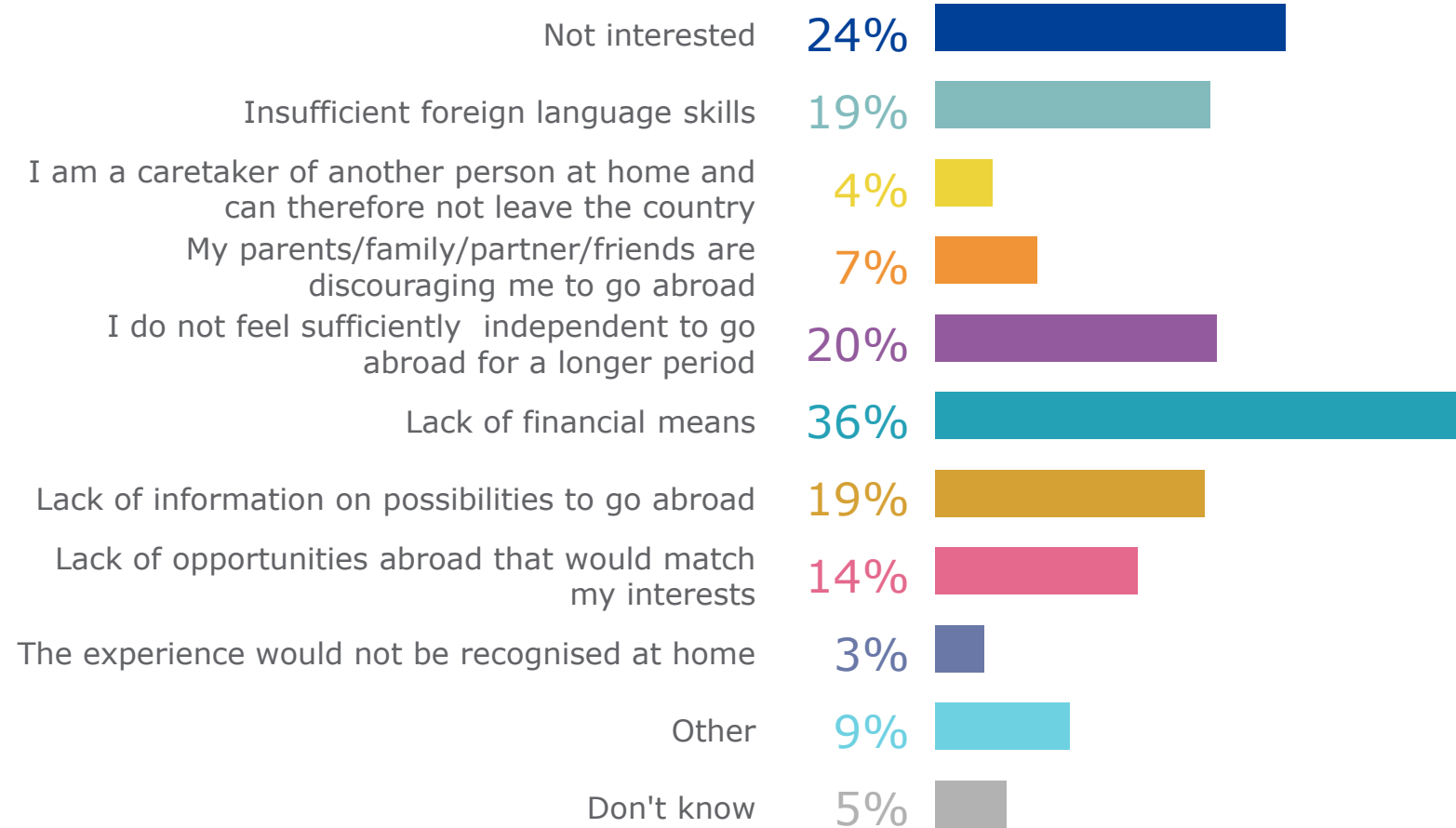
EU27 average



This shows an increase in **transnational youth mobility** compared to 2019, reflecting the strong willingness to re-connect between young people across borders.

Reasons for stopping transnational activities:

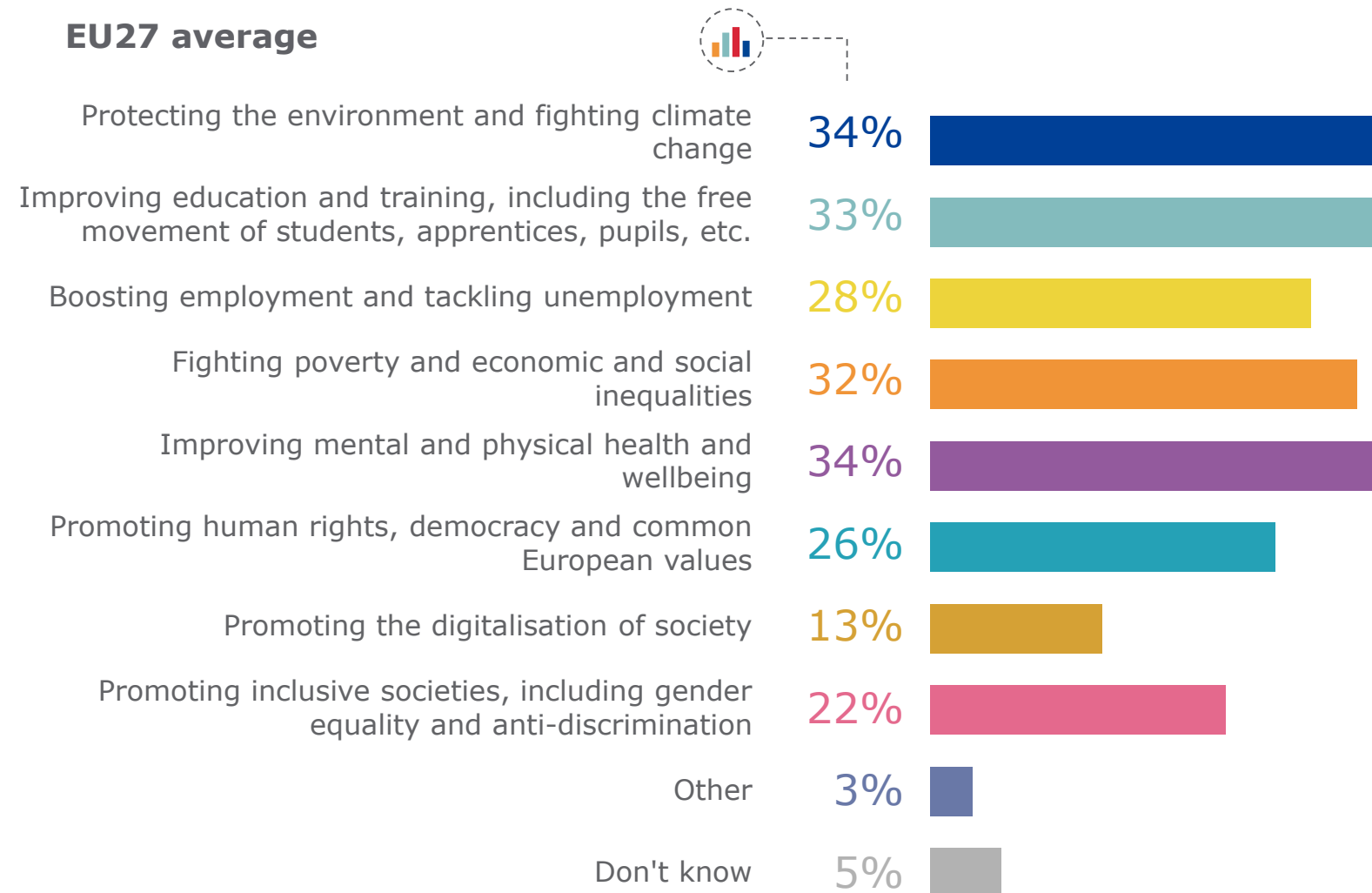
EU27 average



The **lack of financial means** remains a key reason for non-participation in mobility projects, although the financial obstacle is declining (36% compared to 42% in 2019).

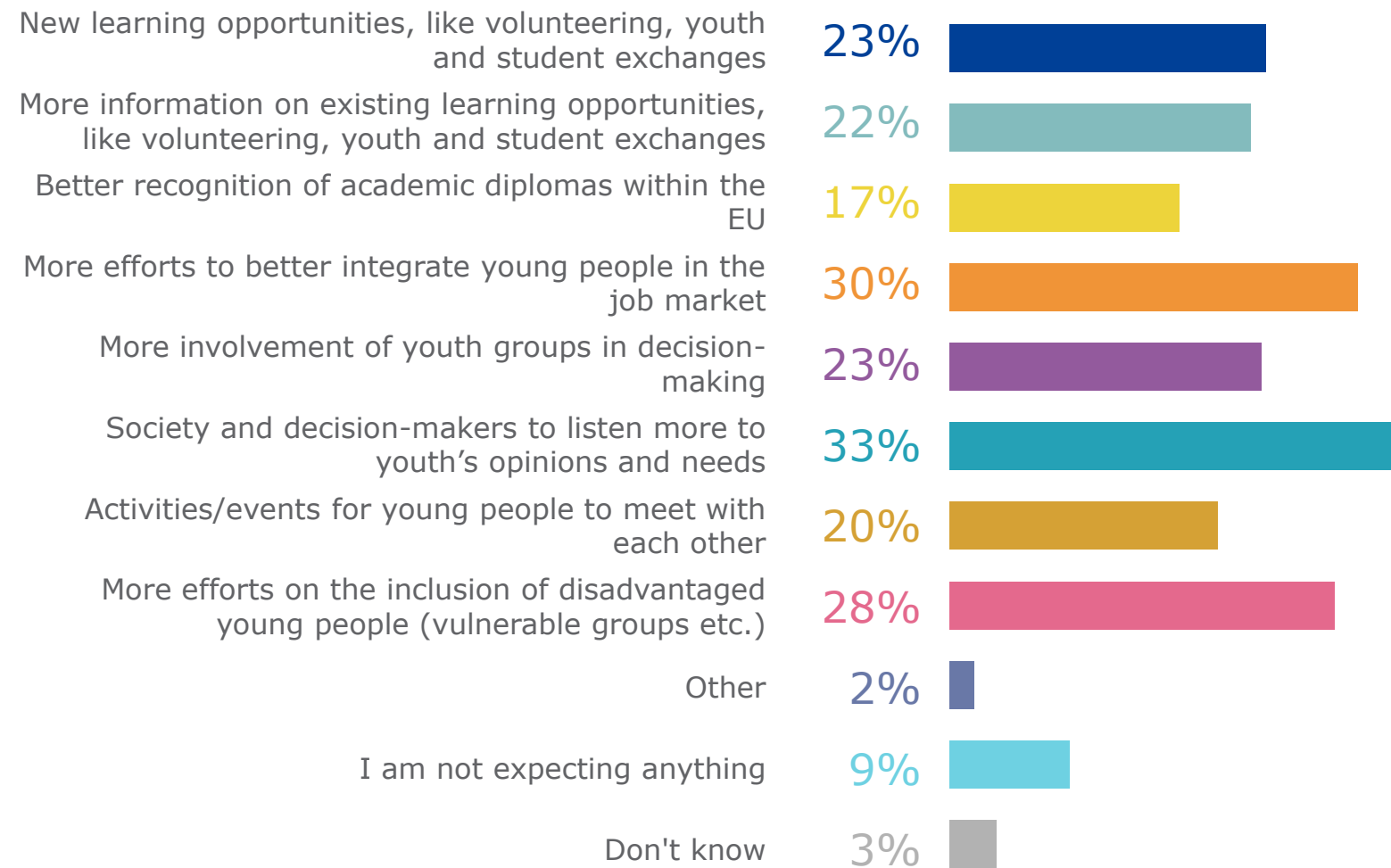
The key themes the European Year of Youth should focus on:

EU27 average



What do you most expect from the European Year of Youth?

EU27 average

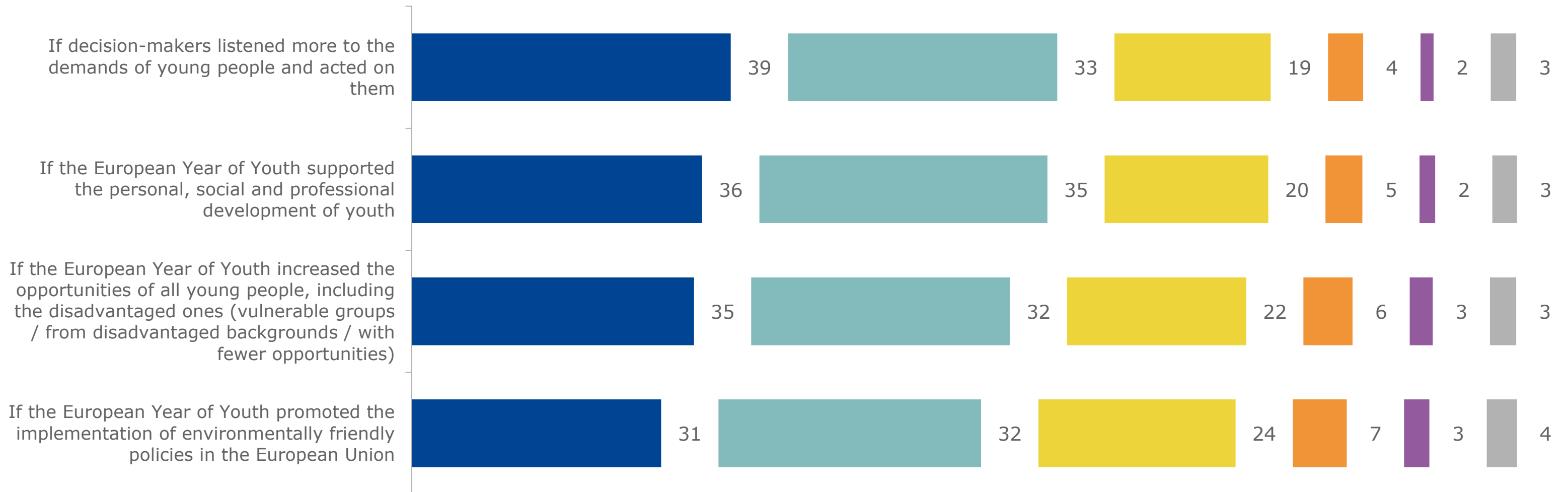


Young people's most common expectation for the 2022 European Year of Youth is for decision-makers to **listen more to their demands and act on them**, and to **support their personal, social and professional development** (72%).

What would define a 'successful' European Year of Youth?

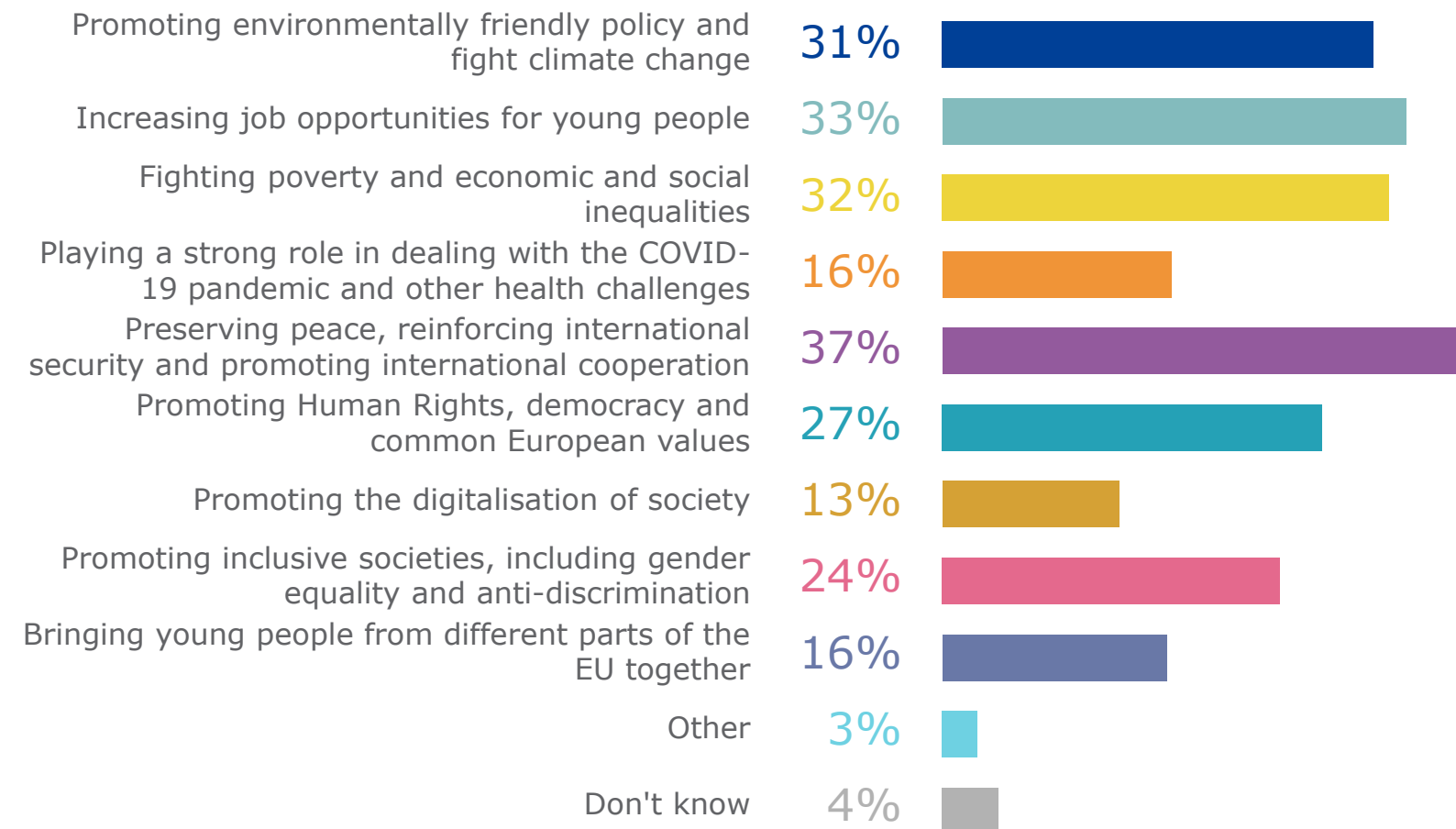


■ 5 – Very important in defining success
 ■ 4
 ■ 3
 ■ 2
 ■ 1 – Not important to define success
 ■ Don't know



What do you expect of the European Union for your generation?

EU27 average



- Showing the impact of Russia's war of aggression against Ukraine, young people's first priority for the EU is to **preserve peace, reinforcing international security and promoting international cooperation** (37%).
- The next highest expectations are for the EU to **increase job opportunities** for young people (33%);
- Fight **poverty** and economic and social **inequalities** (32%);
- To promote **environmentally friendly policies and fight climate change** (31%).

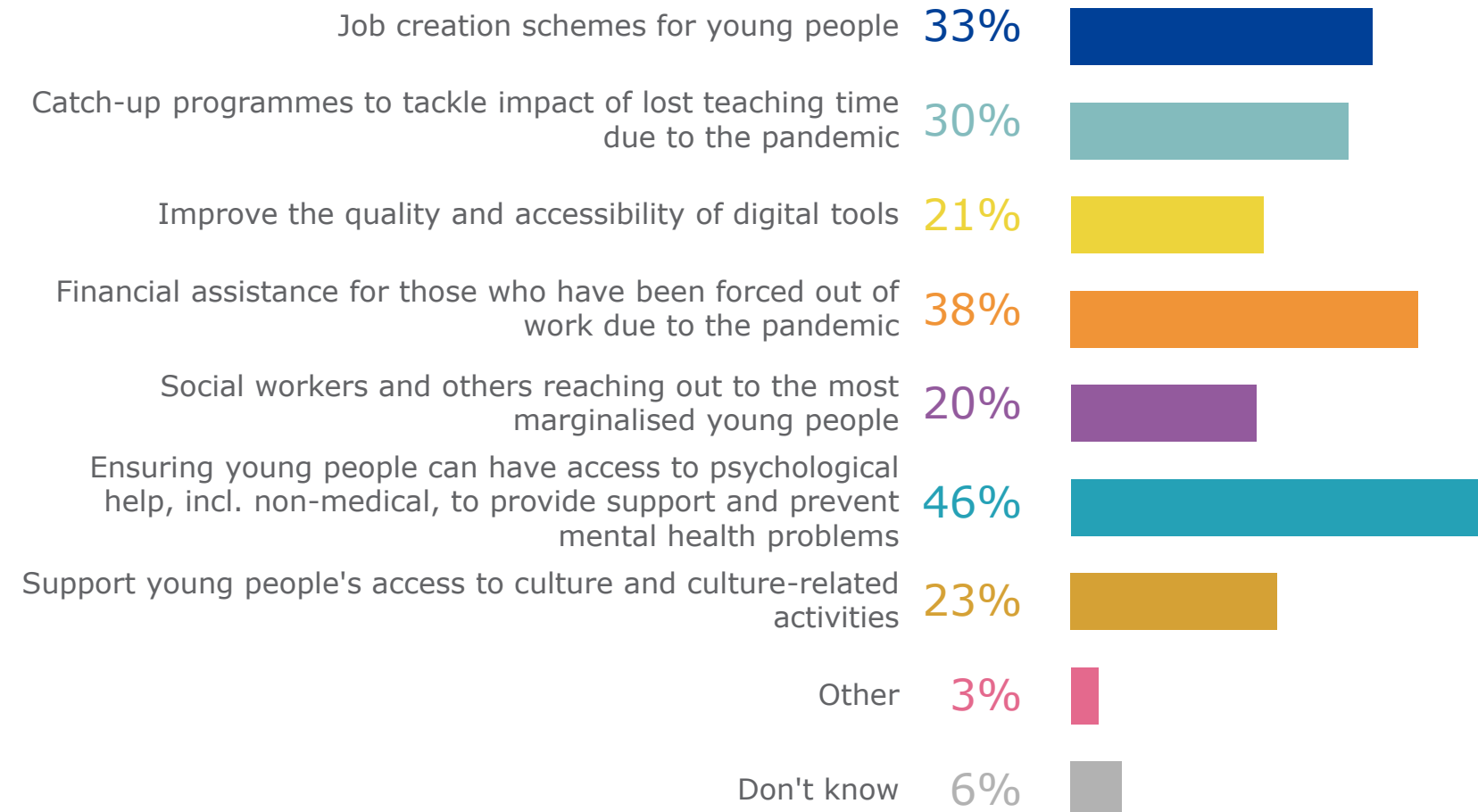
What do you expect of the European Union for your generation?

	EU27	BE	BG	CZ	DK	DE	EE	IE	EL	ES	FR	HR	IT	CY	LV	LT	LU	HU	MT	NL	AT	PL	PT	RO	SI	SK	FI	SE
Promoting environmentally friendly policy and fight climate change	31	33	23	23	35	31	33	35	34	24	36	25	32	25	23	23	41	33	44	36	30	26	34	20	25	31	27	35
Increasing job opportunities for young people	33	29	37	33	21	19	33	38	45	42	31	45	41	53	34	36	32	37	39	34	23	38	42	39	40	35	29	29
Fighting poverty and economic and social inequalities	32	32	43	31	23	29	34	35	46	35	30	41	28	54	39	33	42	31	37	28	34	34	38	33	32	33	34	26
Playing a strong role in dealing with the COVID-19 pandemic and other health challenges	16	18	13	17	17	21	22	18	15	15	15	16	13	17	14	19	12	17	17	16	20	14	14	16	15	16	19	10
Preserving peace, reinforcing international security and promoting international cooperation	37	31	34	42	36	34	56	34	42	28	35	41	38	39	51	42	57	41	47	39	38	46	38	37	37	40	45	50
Promoting Human Rights, democracy and common European values	27	24	24	31	31	25	29	34	32	30	24	25	26	31	25	26	33	22	30	25	27	31	28	25	24	26	29	46
Promoting the digitalisation of society	13	10	10	13	15	19	13	8	10	12	9	12	14	7	10	11	8	13	10	13	13	12	11	10	11	11	9	10
Promoting inclusive societies, including gender equality and anti-discrimination	24	26	22	17	23	22	22	27	21	32	26	17	26	18	20	21	23	20	22	24	21	18	25	25	19	15	24	26
Bringing young people from different parts of the EU together	16	13	19	19	17	19	11	19	12	16	16	17	14	10	14	14	13	9	15	14	19	18	15	16	21	18	9	10
Other	3	2	2	2	1	2	3	3	3	2	3	2	2	1	2	3	3	3	4	3	4	2	2	4	4	3	2	2
Don't know	4	5	3	4	7	5	2	3	1	3	5	3	3	3	4	4	2	5	2	5	3	3	3	3	3	4	4	5

 Most-frequently selected response

Which policy measures would be most effective to mitigate the effect of COVID-19 on youth?

EU27 average



Questions?