



**Summary of data**  
**on the progress made in financing and implementing**  
**financial engineering instruments**  
**reported by the managing authorities in accordance with Article 67(2)(j)**  
**of Council Regulation (EC) No 1083/2006**

**Programming period 2007-2013**  
**Situation as at 31 December 2014**

Europe Direct is a service to help you find answers  
to your questions about the European Union.

Freephone number (\*):  
00 800 6 7 8 9 10 11

(\*). Certain mobile telephone operators do not allow access to 00 800 numbers or these calls may be billed.

DISCLAIMER

"This is a working document prepared by the Commission services. On the basis of applicable EU law, it provides technical guidance for colleagues and bodies involved in the monitoring, control or implementation of the European Structural and Investment Funds on how to interpret and apply the EU rules in this area. The aim of this document is to provide Commission services' explanations and interpretations of the said rules in order to facilitate the programme implementation and to encourage good practice(s). This guidance is without prejudice to the interpretation of the Court of Justice and the General Court or decisions of the Commission."

European Commission, Directorate-General for Regional and Urban policy  
REGIO DG 02 - Communication  
Mrs Ana-Paula Laissy  
Avenue de Beaulieu 1  
1160 Brussels  
BELGIUM

E-mail: [regio-publication@ec.europa.eu](mailto:regio-publication@ec.europa.eu)  
Internet: [http://ec.europa.eu/regional\\_policy/index\\_en.cfm](http://ec.europa.eu/regional_policy/index_en.cfm)

Catalogue number: KN-02-15-749-EN-N  
ISBN: 978-92-79-51688-7, doi: 10.2776/420200

© European Union, 2015  
Reproduction is authorised provided the source is acknowledged.



EUROPEAN COMMISSION

DIRECTORATE-GENERAL  
Regional and Urban Policy

DIRECTORATE-GENERAL  
Employment, Social Affairs and Inclusion

**Summary of data**  
**on the progress made in financing and implementing**  
**financial engineering instruments**  
**reported by the managing authorities in accordance with**  
**Article 67(2)(j) of Council Regulation (EC) No 1083/2006**

**Programming period 2007-2013**  
**Situation as at 31 December 2014**

**Contents**

- I. Executive summary ..... 5**
- II. Introduction ..... 9**
- III. 2014 reporting exercise ..... 11**
- IV. Summary of data collected on financial engineering instruments ..... 16**
  - 1. Financial engineering instruments for enterprises ..... 34
    - 1.1. Structure and implementation of the FEIs..... 34
    - 1.2. Financing of funds for enterprises ..... 35
    - 1.3. Investments made in enterprises ..... 37
  - 2. Financial engineering instruments for urban development ..... 41
    - 2.1. Structure and implementation of the FEIs..... 41
    - 2.2. Financing of funds for urban development ..... 42
    - 2.3. Investments made in urban development projects ..... 43
  - 3. Financial engineering instruments for energy efficiency and renewable energies ..... 45
    - 3.1. Structure and implementation of the FEIs..... 45
    - 3.2. Financing of the funds for energy efficiency and renewable energies..... 46
    - 3.3. Investments made in energy efficiency/renewable energies projects ..... 46
- V. Conclusions ..... 49**
- Annex 1. Aggregated data on the FEIs implemented in 2007-2013 ..... 52**
- Annex 2: FEI country fact sheets.....55**

## List of Tables

Table 1. Number of FEIs reported at the end of 2011, 2012, 2013 and 2014	20
Table 2: Amounts committed in the funding agreements, paid to the FEIs and invested in final recipients at the end of 2014	22
Table 3: Co-financing of Operational Programmes for FEI at the end of 2014 (in EUR mln)	24
Table 4: Outside OP contributions paid to FEIs at the end of 2014 (in mln)	25
Table 5 Actual fees as reported in SFC 2007 - after corrections of implausible data	29
Table 6 Number of products offered to final recipients by specific funds	31
Table 7. OP amounts disbursed to final recipients by specific funds (in EUR mln)	31
Table 8. Final recipients supported by FEIs at the end of 2014 (per type of financial product)	33
Table 9. FEIs for enterprises set-up at the end of 2014	35
Table 10. Number of products offered to final recipients by specific funds for enterprises	38
Table 11. OP amounts disbursed to final recipients by specific funds for enterprises (in EUR mln)	38
Table 12. Amounts of OP contributions paid to the FEIs for enterprises and invested in final recipients at the end of 2014 (in EUR mln)	40
Table 13. FEIs for urban development set-up at the end of 2014	41
Table 14. Number of products offered to final recipients by specific funds for urban development	43
Table 15. OP amounts disbursed to final recipients by specific funds for urban development (in EUR mln)	43
Table 16. Amounts of OP contributions paid to the FEIs for urban development and invested in final recipients at the end of 2014 (in EUR mln)	44
Table 17. FEIs for energy efficiency and renewable energies set-up at the end of 2014	45
Table 18. Number of products offered to final recipients by specific funds for energy efficiency and renewable energies	47
Table 19. OP amounts disbursed to final recipients by specific funds for energy efficiency and renewable energies (in EUR mln)	47
Table 20. Amounts of OP contributions paid to the FEIs for energy efficiency and renewable energies and invested in final recipients at the end of 2014 (in EUR mln)	48
Table 21. Amounts of ESF OP contributions paid to the FEIs for enterprises and invested in final recipients at the end of 2014 (in EUR mln)	53
Table 22. FEIs for enterprises, urban development and energy efficiency/renewable energies implemented and financed in 25 Member States at the end of 2014 ( amounts in EUR mln)	54

## List of Figures

Figure 1. Models of implementation of FEIs in the programming period 2007-2013	16
Figure 2. Number of FEIs reported by the of 2014, by year of set-up	19
Figure 3. Operational Programmes contributions used in the financing of the FEIs and investments made by the FEIs at the end of 2014	23
Figure 4. Outside OP contributions paid to FEIs at the end of 2014 (in EUR mln)	25
Figure 5 . Specific funds set-up at the end of 2013, per type of financial products offered	32
Figure 6. OP contributions paid to the FEIs for enterprises and invested in final recipients at the end of 2014	36
Figure 7. Specific funds for enterprises set-up at the end of 2014, per type of financial product offered	39
Figure 8 Operational programme contributions paid to the FEIs for urban development and invested in the urban projects at the end of 2014 (in EUR mln)	42
Figure 9. Operational programme contributions paid to the FEIs for energy efficiency and renewable energies and invested in projects at the end of 2014 (in EUR mln)	46
Figure 10. Number of FEIs reported as set-up in Member States in the reporting exercise for 2011, 2012, 2013 and 2014	52

## **I. Executive summary**

This is the fourth successive year that the Commission has produced the summary of data on the progress made in financing and implementing financial engineering instruments (FEIs), reported by the managing authorities in accordance with Article 67(2)(j) of Council Regulation (EC) No. 1083/2006.

In view of the increased share of cohesion policy resources delivered through FEIs during the programming period 2007-2013 it became necessary to enhance the transparency of the implementation process and ensure appropriate monitoring by the Member States and by the Commission. Accordingly, Article 67 of Council Regulation (EC) 1083/2006 was modified to provide that annual implementation reports for the years 2011 onwards and due by 30<sup>th</sup> June of each year, would include reporting data on the progress made in financing and implementing FEIs as defined in Article 44 of the Regulation, and the Commission would prepare a summary of this data by 1<sup>st</sup> October of the same year.

The data for 2014 were sent to the Commission electronically in the context of the annual implementation reports of operational programmes for 2014. On 15 July 2015<sup>1</sup> the data were covering 97% of the OPs using FEIs. The summary of data referring to the situation on 31 December 2014 was then prepared by the European Commission services on this basis. The quality and completeness of the data for 2014 demonstrated an improvement on that provided for 2011, 2012 and 2013. Nevertheless, there remained a few anomalies and inconsistencies, which managing authorities should seek to avoid for the annual reporting for 2015 and in the final report in March 2017 as well as for the financial instruments in the 2014-2020 period, beginning with the first annual reporting in 2016.

### ***Main findings and key figures***

The amounts of the operational programmes committed and paid to FEIs operations continued to increase in 2014 compared to the previous year. Payments from FEIs to final recipients have also increased significantly. Furthermore, the number of reported FEIs has increased slightly in 2014.

---

<sup>1</sup> Extension of the cut-off date to 15 July in order to ensure the fullest possible data coverage

The managing authorities of the Member States reported a total of 1,025 FEIs (including 73 holding funds (HF) and 952 specific funds) operating at the end of 2014: 90% account for FEIs for enterprises, 6% for urban development projects and 4% for funds for energy efficiency/renewable energies. Those FEIs were set-up in 25 Member States (all Member States except Ireland, Luxembourg and Croatia) and received financial support from 183 operational programmes. The total value of operational programmes (OP) contributions paid to the FEIs amounted to EUR 16,018.38 million, including EUR 10,913.27 million of Structural Funds (European Regional Development Fund and European Social Fund). Payments to final recipients have reached EUR 9,189.63 million by the end of 2014, out of which EUR 5,801.41 million Structural Funds, thus reaching an absorption rate of almost 57% of the OP amounts.

By the end of 2014 cohesion policy support to FEIs for enterprises constituted EUR 13,903.35 million of OP contributions, an increase of 14% compared to 2013, including EUR 9,417.01 million of Structural Funds and EUR 4,486.34 million of national public and private co-financing. The financial support provided to final recipients (enterprises) amounted to EUR 8,469.81 million through a variety of financial products, mainly through loans, and to a lesser degree guarantees for loans and equity/venture capital investments; other financial products such as interest rate and guarantee fee subsidies were also used to a limited extent. These totals include an amount of EUR 829.23 million paid from European Social Fund (ESF) operational programmes to FEIs, out of which EUR 318.40 million were delivered through financial products to specific target populations, such as the self-employed, long-term unemployed and women.

Total support for FEIs in the field of urban development constituted EUR 1,513.32 million of OP contributions in 11 Member States, a decrease of 1% compared to 2013<sup>2</sup>, including EUR 1,097.36 million of Structural Funds. The FEIs have provided EUR 498.12 million to final recipients (such as urban development projects or SME) in the form of loans and to a small extent also equity. The establishment of FEIs for energy efficiency and renewable energy was made possible in 2010 through amendment of the General Regulation. Payments to FEIs for investment in energy efficiency and renewable energy amounted to EUR 601.72 million of OP contributions in 12 Member States, and increase of 2% compared to the previous year, including EUR 398.90 million of Structural Funds<sup>3</sup>. These FEIs have provided

---

<sup>2</sup> The decrease of support for FEIs for urban development is due to reduced allocations to funds with a low rate of absorption.

<sup>3</sup> The increase of support for energy efficiency and renewable energy should be higher than indicated because 3 funds wrongly reported in 2013 as funds in this category and in 2014 report correctly as FEI supporting enterprises.



EUR 221.70 million to final recipients (such as housing associations or individuals), almost exclusively in the form of loans.

Information on management costs and fees, an optional reporting item, has been provided for the majority of OP contributions. Cumulated management costs and fees on this basis amount to 4.7% of the amounts paid to FEI, which is an annual equivalent of about 1.0%. This indicates that the annual management costs and fees are remaining well within the limits set out in Article 43(4) of the Implementing Regulation.

### ***Main messages***

The data presented in this summary demonstrate an increased number of FEIs in comparison with 2013. This is partly due to better reporting coverage (4% more OPs) and partly due to newly established FEIs (2% increase)<sup>4</sup>. Considering the high number of instruments in the current period, it is important to give due attention to consideration of economies of scale and critical mass, where relevant in the 2014-2020 period.

Regarding OP contributions to FEI there was an increase of 12% compared to the end of 2013, coming almost exclusively from FEI for enterprises. Significant progress has also been made in terms of payments to final recipients, which at the end of 2014 reached EUR 9,189.63 million; an increase of almost 40% compared to 2013. In total 57.4% of the OP contributions paid into FEI have been disbursed to final recipients. Considering the significant increase in 2014 it can be reasonable expected that the absorption rate in the report for the year 2015 and in the final report will be substantially higher.

The reported data show that there are a total of EUR 17,060.86 million committed in funding agreements between managing authorities and FEI, out of which EUR 1,042.48 million, have not yet been paid into FEIs by 31/12/2014.

Absorption rates reported vary widely between FEIs, with variations apparent not only between Member States, but also between areas of intervention. The reporting on FEIs for enterprises showed an absorption rate of 61%, on FEIs for energy efficiency an absorption rate of 37%; and for urban development an absorption rate of only 33%.

---

<sup>4</sup> The reported increase is smaller than the real increase compared to last year. For several FEIs annual instalments were reported as separate instruments in SFC2007, in 2011 and 2012 these were reported as separate instruments, in the 2013 and 2014 reporting different instalments are counted as one single instrument.

### *Outlook and next steps*

On the basis of the quantitative information available through the reporting under Article 67(2) (j) and presented in this summary, it can therefore be concluded that continued efforts are needed to speed up implementation and absorption rates in order to ensure disbursement to final recipients during the eligible period.

## II. Introduction

Financial engineering instruments are a way of using Structural Funds to deliver cohesion policy objectives, in addition to grants, and are part of the strategy aiming at promoting long-term sustainable growth in the European regions. The use of cohesion policy funding through financial engineering instruments started already in 1994-1999.

FEIs are a delivery tool for the operational programmes (OPs) agreed between Member States and the Commission for 2007-2013 and therefore contribute to the achievement of the objectives set out under specific priority axes acting as vehicles for:

- delivering new revolving forms of sustainable finance for investment in the long-term;
- opening new markets to different forms of public-private partnership, bringing in the expertise of international financial institutions;
- promoting sustainability of Structural Funds' resources;
- pooling expertise and know-how between national and regional authorities, financial intermediaries and final recipients, such as enterprises and housing associations;
- building institutional capacity through partnerships between the public and private sector, and broader involvement of financial institutions/financial intermediaries in the implementation of EU cohesion policy; and
- addressing the needs for access to finance for specific target groups.

In 2007-2013 the use of FEIs has become more widespread. Over the last years FEIs have been rapidly growing in variety, scope and amounts paid to them. They are also expected to further gain in volume and importance in the delivery of the next multi-annual financial framework (MFF) for 2014-2020.

The first FEIs set-up in European regions according to the Structural Funds Regulations<sup>5</sup> targeted predominantly enterprises, being able to build on the experience of instruments from two previous programming periods. The General Regulation from 2006 opened the possibility to establish FEIs to invest also in urban development projects. With an amendment of the General Regulation in June 2010 it became, furthermore, possible to establish FEIs to invest in legal or natural persons carrying out specific investment activities in energy efficiency and

---

<sup>5</sup> In this document reference is made to 'Structural Funds Regulations', specifically to the following provisions: Article 44 of Council Regulation (EC) No 1083/2006, hereinafter referred to as the 'General Regulation', Articles 3(2)(c), 4(1), 5(1)(d) and 6(2)(a) of European Parliament and Council Regulation (EC) No 1080/2006, hereinafter referred to as the 'ERDF Regulation', Article 11(1) of European Parliament and Council Regulation (EC) No 1081/2006 hereinafter referred to as the 'ESF Regulation' and Articles 43 to 46 of Commission Regulation (EC) No 1828/2006 hereinafter referred to as the 'Implementing Regulation'.

renewable energies<sup>6</sup>. Financial products that have been provided through ERDF- and ESF-supported FEIs include loans, guarantees, equity/venture capital and other forms of assistance<sup>7</sup>.

As the prominence of the FEIs in the European cohesion policy grew during the 2007-2013 programming period, the availability of more information on their use and financing from the European Union budget became necessary to fulfil the Commission's obligations towards budgetary and control authorities (i.e. European Parliament and the European Court of Auditors<sup>8</sup>) and towards Citizens.

---

<sup>6</sup> Regulation (EU) No 539/2010 of the European Parliament and of the Council of 16 June 2010 amending Council Regulation (EC) No 1083/2006 laying down general provisions on the European Regional Development Fund, the European Social Fund and the Cohesion Fund as regards simplification of certain requirements and as regards certain provisions relating to financial management.

<sup>7</sup> Some of the FEIs provide support to interest rate subsidies and guarantee fee subsidies associated and combined with ERDF loans or guarantees in a single financial package.

<sup>8</sup> The European Court of Auditors Special report n° 2/2012 on financial instruments for SMEs co-financed by the ERDF (Special Reports No 5/2010 and No 7/2011, 2010 Annual Report, paragraphs 8.15 to 8.29) has also recommended in non-equivocal terms that the Commission should provide reliable and technically robust monitoring and evaluation system specific to financial engineering instruments.

### III. 2014 reporting exercise

#### *Data submission and collecting*

2015 saw the fourth formal reporting exercise on FEIs, on the basis of the guidance prepared by the Commission and published on the SFC2007 website<sup>9</sup>.

For the reporting year 2014, all 25 Member States using financial engineering instruments submitted data to the Commission. The information provided concerned 183 OPs, i.e. 97% of OPs<sup>10</sup> which are using FEIs, and approximately covering 98% of the payments to FEIs and 99% of payments to final recipients based on estimations on 2013 data.

#### *Quantity and quality of the data provided*

The summary data is primarily based on the compulsory information required by Article 67(2) (j) of Council Regulation (EC) No 1083/2006, namely:

- description of the financial engineering instruments and implementation arrangements;
- identification of the entities which implement the financial engineering instruments, including those acting through holding funds;
- amounts of assistance from the Structural Funds and national co-financing paid to the financial engineering instruments; and
- amounts of assistance from the Structural Funds and national co-financing paid by the financial engineering instruments to final recipients.

The reporting module proposed by the Commission included also some categories of optional data i.e.:

- Structural Funds (ERDF/ESF) and the national (public and private) co-financing committed in the funding agreements establishing FEIs;
- OP contributions paid to the funds in management costs and fees;
- amounts of other assistance paid to FEIs outside the operational programmes;
- number of final recipients supported, including large enterprises, SMEs, microenterprises, individuals, urban projects and other category of final recipients supported;

---

<sup>9</sup> [http://ec.europa.eu/employment\\_social/sfc2007/quick-guides/index\\_en.htm](http://ec.europa.eu/employment_social/sfc2007/quick-guides/index_en.htm)

<sup>10</sup> On the basis of payment request data received by the Commission, in total there are 189 OPs making payments to FEI, the 6 OPs that did not submit data before the cut-off date. These are the following 5 French and one Italian OPs: 2007FR161PO002 OP 'Guadeloupe'; 2007FR161PO003 OP 'Martinique'; 2007FR162PO007 OP 'Brittany'; 2007FR162PO018 Operational Programme 'Picardy'; 2007FR162PO022 OP 'Rhône-Alpes and 2007IT161PO011 OP 'Sicily'.

- number of loan/guarantee and other financial products offered and number of equity/venture capital investments made in final recipients;
- number of jobs created.

The Commission encouraged Member States to provide input on these optional data in order to present a more complete picture on how FEIs work and what results they produce.

The optional data on commitments made by managing authorities to FEIs is complete whereas other optional data is only available for some of the FEIs, such as the category "number of final recipients supported by the FEIs" or "management costs and fees".

The compulsory and optional data provided in the Annual Implementation Reports for 2014 were then submitted to several quality checks (automatic and manual) in order to evaluate their accuracy. Member States and the Commission have made significant efforts, during the last four years, to improve the reporting process and quality of the data provided. The use of guidance on the FEIs reporting has resulted in more punctual, complete and accurate reporting.

Notwithstanding the various checks, however, there appear to remain some missing information and certain inaccuracies in the data provided by the managing authorities at the time of preparation of this summary of data, as follows<sup>11</sup>:

- For some financial engineering instruments the Structural Funds share of OP contributions paid to final recipients was not reported (IT and FR);
- Amounts of operational programme and Structural Funds contributions paid to the FEIs are sometimes lower than the corresponding amounts disbursed by the FEIs to final recipients. This does not necessarily constitute a reporting error, because additional amounts may come from interest generated through treasury operations by the FEI, which are added to the OP amounts (e.g. in PL) or financial intermediaries are reimbursed by HF or managing authorities only after disbursing money to final recipients (e.g. in DK and EL);
- On the other side there are a number of cases where managing authorities include in this figure payments of revolving amounts, which are not anymore part of the operational programme and therefore should not be reported here (e.g. in Hungary, Lithuania, Poland). There are also cases where the fund manager's own resources are

---

<sup>11</sup> In this paragraph the countries in which this represents a significant inaccuracy are mentioned, the list is not exhaustive.

included in the reporting on payments to final recipients, despite being resources outside of the Operational Programme;

- For some FEI the reporting was made on the level of financial product and not broken down to the level of financial intermediary, therefore data for several financial intermediaries are reported in the same line in Annex II. This reduces the overall count of FEI and allows less transparency regarding the absorption of OP amounts (BG, EL, SK), although cumulated data remain unchanged;
- In the case of several guarantee instruments implemented through HF, the OP contributions provided to specific funds should be the amounts set aside to guarantee expected and unexpected losses on loans and not the actual payments to honour guarantees for defaulting loans. This results in lower than actual contributions to specific funds reported by the HF, but does not affect the reported amount on the level of final recipients (BG, CY, FR, IT, HU, PL).
- As in previous reporting exercises, but to a much lesser degree, Member States provided incomplete and incoherent information, for some FEIs, such as late submission of information for OPs, omission of specific funds under holding funds or holding funds reported wrongly as specific fund (Spain, France and Italy);
- Inconsistencies resulting from the incorrect use of exchange rates (BG and CZ);
- A set up date of FEIs before the reporting period 01/01/2007-31/12/2013 was provided by one Member State (IT);
- In a few cases, compulsory data are missing, especially for: national private co-financing; date of the FEI's set-up; fund's legal status; name of the fund manager and type of fund;
- The names of the FEIs are sometimes confused with the names of the fund managers; and
- In some cases output indicators such as the number of final recipients supported or jobs created are not plausible (BG, CZ, IT and FR).

The irregularities identified are difficult to quantify, nevertheless reasonable estimations based on updated information, data available from last year and data from other sources, allow for a reasonable estimation that the degree of accuracy of the overall data presented is within a range of +/- 2%.

### ***Methodology***

The data was gathered and managed as for the exercises for years 2011, 2012 and 2013 namely, with a view to presenting the obligatory data in tables for each Member State, as well

as total figures and figures broken down by types of intervention under Article 43 of the General Regulation.

In some cases it was necessary to process the presentation of the data as follows:

- Where the EIB or EIF is the fund manager this information was standardised to ‘European Investment Bank’ or ‘European Investment Fund’ in column 5 in Annex 2;
- Figures for the amount of financial products offered to final recipients or management costs and fees reported for some financial engineering instruments were deemed as unrealistic. These data were excluded from the aggregated dataset presented in this summary so as not to skew the overall results. They are, however, included in the respective country factsheets in Annex 2 for the sake of completeness;
- There is one case of double entry of data on the level of payments to final recipients, which would have distorted the overall results, The error was corrected for the summary of data, but the uncorrected data are presented in Annex II in order to present results on a consistent basis for all individual Member States (BG);
- In cases where optional data reported was incomplete, the comparison of data is made on the basis of funds reported rather than the total OP contributions to all funds (e.g. management costs and fees);
- In some countries each annual instalment from the managing authority or HF to specific funds, is reported as separate instrument (BE, PL and PT). For the count of FEIs these instruments were merged in one in the summaries of data in 2013 and 2014, but counted as separate instruments in 2011 and 2012;
- In the case of one Member States FEIs were artificially split in the reporting in order to keep separate records of the contributions from different priorities of the OP. For the total number of FEI these different parts are counted as one (UK).

### ***Comparison with the previous reporting exercises***

The quality of data reported in 2015 overall improved somewhat on the previous year. Managing authorities were provided with revised guidance on the reporting of data, which provided support regarding the most common reporting errors. Nevertheless, there is still scope for improvement in particular as regards the quantity and quality of non-obligatory data, which is not strictly required by the regulation but would be desirable from the point of view of transparency and completeness.

Considerable effort was also made to ensure consistency and comparability of the data presented in this report with reporting in 2012, 2013 and 2014. Furthermore in some areas it



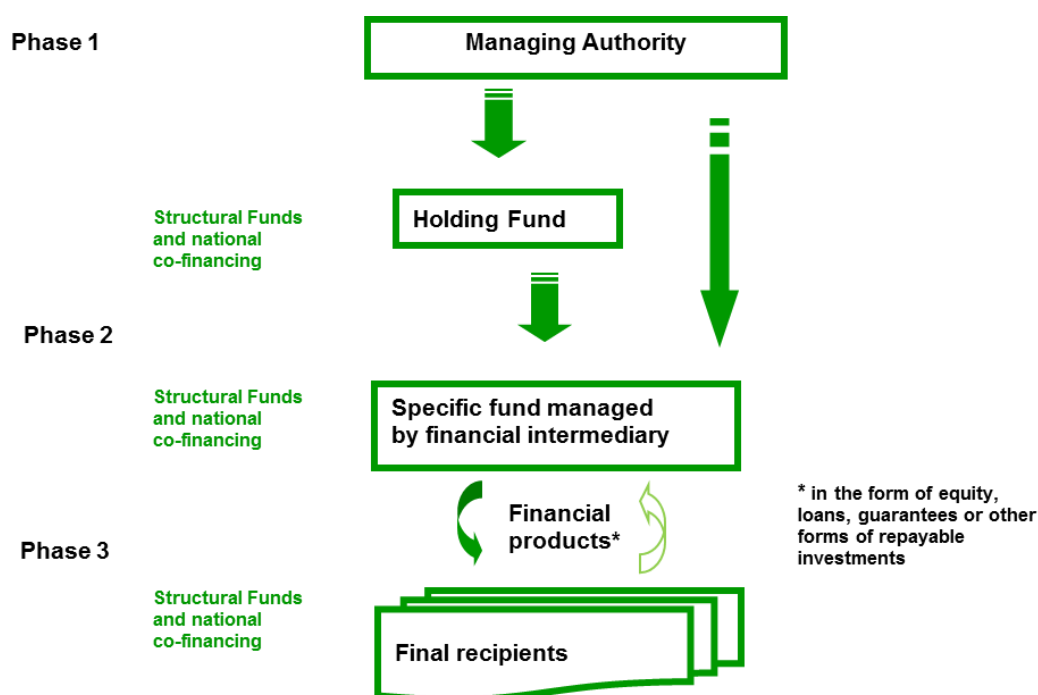
was deemed necessary to refine the methodology in order to allow for a better analysis of data provided. Changes in the way data were analysed are fully documented in the text.

## IV. Summary of data collected on financial engineering instruments

Financial engineering instruments supported through cohesion policy follow its logic and the legal framework, including the principles of "shared management" and "subsidiarity". They contribute to the achievement of the objectives set out under priority axes of the operational programmes agreed between the Member State and the Commission. However, decisions regarding implementation, financing and monitoring of their performance fall within the competence of the managing authorities concerned.

As part of the decisional process, managing authorities must assess whether they want to implement the FEI operation through a holding fund or through a direct contribution from the operational programmes to a specific fund. When a FEI is implemented through a holding fund, the managing authority contributes the operational programmes contributions (Structural Funds combined with national public and private co-financing) to a holding fund, and the holding fund transmits these resources to the specific funds managed by financial intermediaries. If the implementation of the FEI is organised without a holding fund, then the operational programmes contribute directly to the specific funds managed by financial intermediaries. National co-financing may come at different levels of implementation, i.e. at the level of holding funds, specific funds and final recipients. The figure below illustrates two existing models of implementation of FEIs in the programming period 2007-2013.

Figure 1. Models of implementation of FEIs in the programming period 2007-2013



The FEIs presented in this summary were set up as specific loan, guarantee, equity/venture capital and other financial products funds, implemented directly by managing authorities/intermediate bodies, or indirectly through holding funds.

At the end of 2014 a total of **952 specific loan, guarantee, equity/venture capital and other funds** had been set up, out of which: **879 for enterprises, 47 for urban development and 26 for energy efficiency/renewable energies**. There is a significant increase in the number of FEI compared to 2013, this can be observed in 12 Member States, with the most significant differences for France, Italy, Hungary and Poland.<sup>12</sup> In 11 Member States the total number of specific funds reported remained the same as at the end of 2013. Based on the dataset for 2013 and 2014, it seems that there is a modest increase of number of funds reported due to the establishment of the new funds in 2013-2014, but also to the improvement of the quality of reporting (i.e. inclusion of funds which should have been reported in 2014)<sup>13</sup>.

The number of FEIs seems high compared to the number of FEIs reported on by EU-level financial instruments<sup>14</sup>. This comes on the one hand from the nature of shared management, where FEIs are usually established at the level of OP. Depending on the organisational structure within the Member State this maybe on national or regional level. In six MS several regional OPs contribute to one single multi-OP HF or specific fund (EL, ES, FI, HU, PT and UK). The number further increases as there are separate instruments for ESF and ERDF, different instruments depending on the type of operations supported (enterprises, urban development or energy efficiency/renewable energy) and furthermore on the type of product offered. It is common that loan, guarantee and equity schemes are implemented through different instruments.

For the purpose of this report every funding agreement signed between a managing authority and a Holding Fund or directly with a specific fund as well as each contract between a HF and specific funds for the implementation of FEI, are reported as a separate FEI. The exception is

---

<sup>12</sup> Regarding the total number for Poland (2013 and 2014) and Hungary (2013 only) there was a change in the methodology in 2013. In the 2011 and 2012 reports different instalments from a managing authority or HF to the same FEI were treated as separate instruments which led to an inflation in the number of instruments. For the 2013 and 2014 report different annual instalments were treated as separate instruments, leading to a decrease of the number of instruments in 2013 compared to 2012. If the 2011 and 2012 methodology had been applied in 2014, Poland had reported 373 specific funds instead of the reported 248. The same was done in the case that FEI are artificially split for different priorities of the OP in the UK.

<sup>13</sup> "EUREFI" included in the summary of data for 2011 under the German, Belgian, French and Luxembourgish cross-border cooperation OP of "Grande Region", was not reported in the Annual Implementation Report for 2012 and 2013.

<sup>14</sup> REPORT FROM THE COMMISSION TO THE EUROPEAN PARLIAMENT AND THE COUNCIL on financial instruments supported by the general budget according to Art.140.8 of the Financial Regulation as at 31 December 2013 COM(2014) 686 final.

when several agreements between the same managing authority or HF and the same specific fund are signed for different annual installments or different priorities.

Regarding the type of intervention<sup>15</sup> the number of funds is the following, 90% are funds targeting enterprises, 6% for funds for urban development and 4% for funds operating in the area of energy efficiency/renewable energies. Out of all specific funds, 438 were implemented directly (without a holding fund) and 514 were implemented through 73 holding funds.

Most of the 73 operating holding funds reported by the Member States were set up in 2009 or in 2010. They have received financial support between one and ten operational programmes and made contributions from 1 to 168 specific funds<sup>16</sup> and were managed either by the European Investment Bank (EIB) 16 HFs, by the European Investment Fund (EIF) 12 HFs<sup>17</sup> or by other financial institutions or bodies, such as the Polish public development bank BGK or the Italian Finlombarda.

Holding Funds have an average size of slightly above EUR 100 million paid to them by managing authorities. 22 HF have a size of EUR 100 million or more and the largest fund has received allocations of almost EUR 850 million (HU). On the other side there are four HF with a size below EUR 10 million, with the smallest fund having a size of just above EUR 7 million (PL).

The vast majority of the holding funds (71%) were set up as a separate block of finance within a financial institution, with the remaining 29% established as an independent legal entity governed by agreement between the co-financing partners and shareholders. About two third (67%) of the holding funds make contributions to specific funds providing support to enterprises, 21% to urban development funds and 10% to specific funds for energy efficiency/renewable energy. One holding fund in the Netherlands provides support to specific funds for urban development and energy efficiency/renewable energy.

---

<sup>15</sup> Specific funds set-up according to Article 44 §1 a), Article 44 §1 b) and Article 44 §1 c) of the General Regulation.

<sup>16</sup> In the following Member States one HF contributed to a significant number of specific funds: HU: 168, PT 35, PL: 23, LT: 18, FR: 16, and EL: 13.

<sup>17</sup> According to the data received from the EIB Group, 17 JESSICA holding funds were managed by the EIB and 14 JEREMIE holding were under management of the EIF at the end of 2014. In the summary of data are missing HF JESSICA for the OP 'Sicily', which have not been reported by the managing authority by the cut-off date. The HF "JEREMIE Provence – Alpes –Côte d'Azur" was incorrectly reported as a specific fund. Compared to the previous year there is one JESSICA fund less managed by the EIB, which is the JESSICA Holding Fund Moravia-Silesia was dissolved and the managing function was passed to the managing authority.

The other form of implementation is through specific funds without holding funds, which is more common in terms of amounts allocated (54% of total payments to FEI). In average these funds are smaller than HFs, with an average size of just under EUR 20 million per specific fund. In total there are 5 specific funds without HF with a size of EUR 100 million and more and on the other hand there are 72 specific funds with allocations of less than EUR 1 million, out of which 53 located in France.

The number of holding and specific funds set-up in 2007-2013 is presented in Figure 2 and Table 1. Regarding the year of establishment it seems that for several funds the year of establishment has been changed to a later year compared to previous year's reporting.

**Figure 2. Number of FEIs reported by the of 2014, by year of set-up**

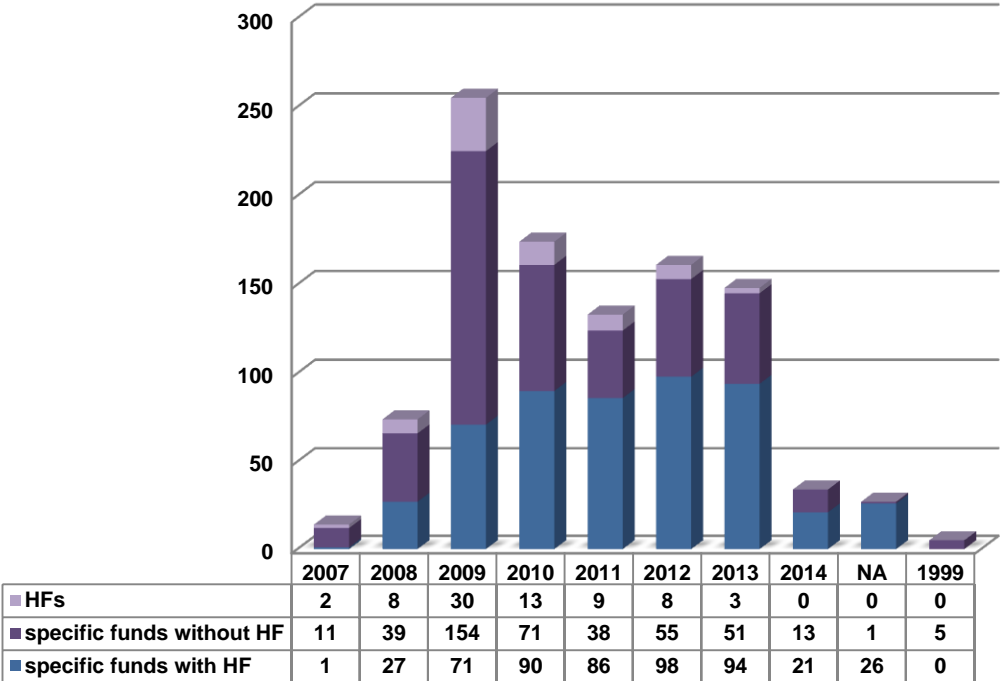


Table 1. Number of FEIs reported at the end of 2011, 2012, 2013 and 2014

Summary of data for 2014						Summary of data for 2013				Summary of data for 2012				Summary of data for 2011				1	2
1	2	3	3a	3b	3c	4	4a	4b	4c	5	5a	5b	5c	6	6a	6b	6c	1	2
N°	Member State	N° of FEIs	out of which HF	out of which specific funds with a HF	out of which specific funds without a HF	N° of FEIs	out of which HF	out of which specific funds with a HF	out of which specific funds without a HF	N° of FEIs	out of which HF	out of which specific funds with a HF	out of which specific funds without a HF	N° of FEIs*	out of which HF	out of which specific funds with a HF	out of which specific funds without a HF	N°	Member State
1	AT	2	0	0	2	2	0	0	2	2	0	0	2	2	0	0	2	1	AT
2	BE	9	0	0	9	9	0	0	9	9	0	0	9	9	0	0	9	2	BE
3	BG	10	2	7	1	9	2	6	1	9	2	6	1	5	2	3	0	3	BG
5	CY	5	1	4	0	5	1	4	0	4	1	3	0	4	1	3	0	5	CY
4	CZ	5	1	0	4	4	1	0	3	4	2	0	2	3	1	0	2	4	CZ
6	DE	45	0	0	45	46	0	0	46	41	0	0	41	42	4	4	34	6	DE
7	DK	9	0	0	9	9	0	0	9	6	0	0	6	6	0	0	6	7	DK
8	EE	6	0	0	6	6	0	0	6	6	0	0	6	6	0	0	6	8	EE
9	EL	32	4	27	1	31	4	26	1	26	4	21	1	14	4	10	0	9	EL
10	ES	16	4	5	7	14	3	4	7	15	6	7	2	9	4	4	1	10	ES
11	FI	1	0	0	1	1	0	0	1	1	0	0	1	1	0	0	1	11	FI
12	FR	120	2	17	101	84	2	17	65	95	2	17	76	111	3	4	104	12	FR
13	HU (1)	170	1	168	1	165	1	163	1	185	1	183	1	3	1	1	1	13	HU
14	IT	128	20	23	85	114	18	21	75	95	13	15	67	80	14	14	52	14	IT
15	LT	36	4	31	1	36	4	31	1	33	4	28	1	29	4	24	1	15	LT
16	LV	15	1	10	4	13	1	8	4	10	1	5	4	9	1	5	3	16	LV
17	MT	2	1	1	0	2	1	1	0	2	1	1	0	2	1	1	0	17	MT
18	NL	11	1	2	8	9	1	2	6	8	1	2	5	5	0	0	5	18	NL
19	PL (1)	248	15	139	94	231	14	125	92	247	16	128	103	139	13	54	72	19	PL
20	PT	56	3	44	9	58	3	39	16	50	3	34	13	19	3	7	9	20	PT
21	RO	4	1	3	0	4	1	3	0	3	1	2	0	3	1	2	0	21	RO
22	SE	11	0	0	11	11	0	0	11	11	0	0	11	11	0	0	11	22	SE
23	SI	3	1	1	1	3	1	1	1	4	1	2	1	10	1	8	1	23	SI
24	SK	7	1	5	1	5	1	3	1	1	1	0	0	1	1	0	0	24	SK
25	UK	74	10	27	37	70	10	27	33	73	10	27	36	68	9	27	32	25	UK
Total		1,025	73	514	438	941	69	481	391	940	70	481	389	1	0	0	1	26	CBC
														592	68	171	353	Total	

(1) the reduction in the number of FEI for Poland and Hungary in 2013 is due to a changed method of counting. Previously different instalments to the same instrument were reported as separate FEI. For 2013 and 2014 different instalments are counted as one FEI.

## *Operational Programme contributions to financial engineering instruments*

In the 2007-2013 programming period, OPs may finance expenditure in respect of operations comprising contributions to FEIs providing support in three areas: (1) enterprises, primarily small and medium-sized ones, (2) urban development funds, public-private partnership and other projects included in an integrated plan for sustainable urban development and (3) funds or other incentive schemes providing loans, guarantees for repayable investments or equivalent instruments for energy efficiency and use of renewable energy in buildings, including in existing housing.

To qualify the contributions from the Operational Programme as a FEI under the Structural Funds Regulations, the following main conditions should be met: (1) the contributions should be targeted to the specific final recipients or one of the above-mentioned investments and (2) they should take the form of repayable investments, namely equity, loans and/or guarantees, micro-finance and other forms of revolving assistance.

At the end of 2014 the total amount committed in funding agreements to FEIs<sup>18</sup> from the 164 ERDF and 19 ESF Operational Programmes, covered in this report, was EUR 17,060.86 million<sup>19</sup>. Out of this amount the Structural Funds (for the ESF EUR 472.10 million and for the ERDF EUR 10,945.78 million) account for EUR 11,417.88 million (Table 2). The amount committed in funding agreements but not paid to HF or specific funds as of end of 2014 was EUR 1,042.48 million, thus 6.1% of commitments. In 14 MS the committed amounts were fully paid to FEI, whereas in a few MS there are significant unused commitments which may lead to payments in 2015. The largest unpaid commitments can be found in Portugal, Greece and the United Kingdom.

The contributions paid by managing authorities to FEIs (either to the holding funds or directly to the specific funds) amounted to EUR 16,018.38 million, out of which EUR 10,913.27 million Structural Funds (ERDF and ESF) and EUR 5,105.11 million of operational programme national co-financing. Compared to 2013 this is an increase of EUR 1,740.18 million (12%). The EUR 10,451.61 million contributions from ERDF represents 5.2% of the total amount of ERDF allocated to all 28 Member States by the end of 2014 and the

---

<sup>18</sup> "Committed in funding agreements" describes the total amount of payment obligation by the managing authority to the holding fund or specific fund. Actual payments by the managing authority may be subject to the performance and actual financial needs of the fund. The term "committed in funding agreement" should not be confused with budgetary commitments from the EU budget.

<sup>19</sup> Data for commitments in 2014 and data from 2013 and before are not comparable due to inconsistencies in the reporting system.

EUR 461.66 million of ESF contribution represents 0.6% of the total amount of ESF allocations to all Member States by 31/12/2014.

**Table 2: Amounts committed in the funding agreements, paid to the FEIs and invested in final recipients at the end of 2014**

N°	1	2	3	4a	4b	5a	5b	5c
				OP contributions paid to FEIs (1)		OP contributions paid to final recipients		
				MS	OP contributions committed in funding agreements to FEIs (1)	out of which Structural Funds	amount	% of commitment
1	AT	26.79	10.27	26.79	100%	13.25	49%	49%
2	BE	395.66	158.83	395.66	100%	287.80	73%	73%
3	BG (2)	388.37	330.12	388.37	100%	228.21	59%	59%
4	CY	20.00	17.00	20.00	100%	12.65	63%	63%
5	CZ	278.47	170.70	278.47	100%	222.59	80%	80%
6	DE	1,629.30	1,024.67	1,554.12	95%	1,265.38	81%	78%
7	DK	73.81	35.17	50.55	68%	40.26	80%	55%
8	EE	200.00	124.66	200.00	100%	190.91	95%	95%
9	EL	1,789.00	1,477.16	1,589.00	89%	695.09	44%	39%
10	ES	1,232.85	953.72	1,233.75	100%	329.94	27%	27%
11	FI	75.26	35.31	75.26	100%	51.07	68%	68%
12	FR	460.15	240.46	418.68	91%	309.93	74%	67%
13	HU	915.60	778.29	896.59	98%	750.62	84%	82%
14	IT	4,538.42	2,809.26	4,460.39	98%	1,427.00	32%	31%
15	LT	507.32	409.15	443.74	87%	331.03	75%	65%
16	LV	215.80	160.33	215.80	100%	144.83	67%	67%
17	MT	12.00	10.20	12.00	100%	9.71	81%	81%
18	NL	74.83	19.73	67.18	90%	31.55	47%	42%
19	PL	1,195.56	1,008.41	1,190.38	100%	1,103.85	93%	92%
20	PT	853.58	531.13	476.68	56%	385.50	81%	45%
21	RO	150.00	129.00	150.00	100%	117.63	78%	78%
22	SE	161.06	74.16	156.80	97%	121.33	77%	75%
23	SI	123.50	104.97	123.50	100%	111.74	90%	90%
24	SK	111.53	94.80	111.53	100%	23.01	21%	21%
25	UK	1,632.00	710.38	1,483.14	91%	983.05	66%	60%
<b>Total</b>		<b>17,060.86</b>	<b>11,417.88</b>	<b>16,018.38</b>	<b>94%</b>	<b>9,189.63</b>	<b>57%</b>	<b>54%</b>

(1) FEIs= holding funds and specific funds implemented w without a holding fund

(2) In case of Bulgaria there was a double counting of payments to final recipients.

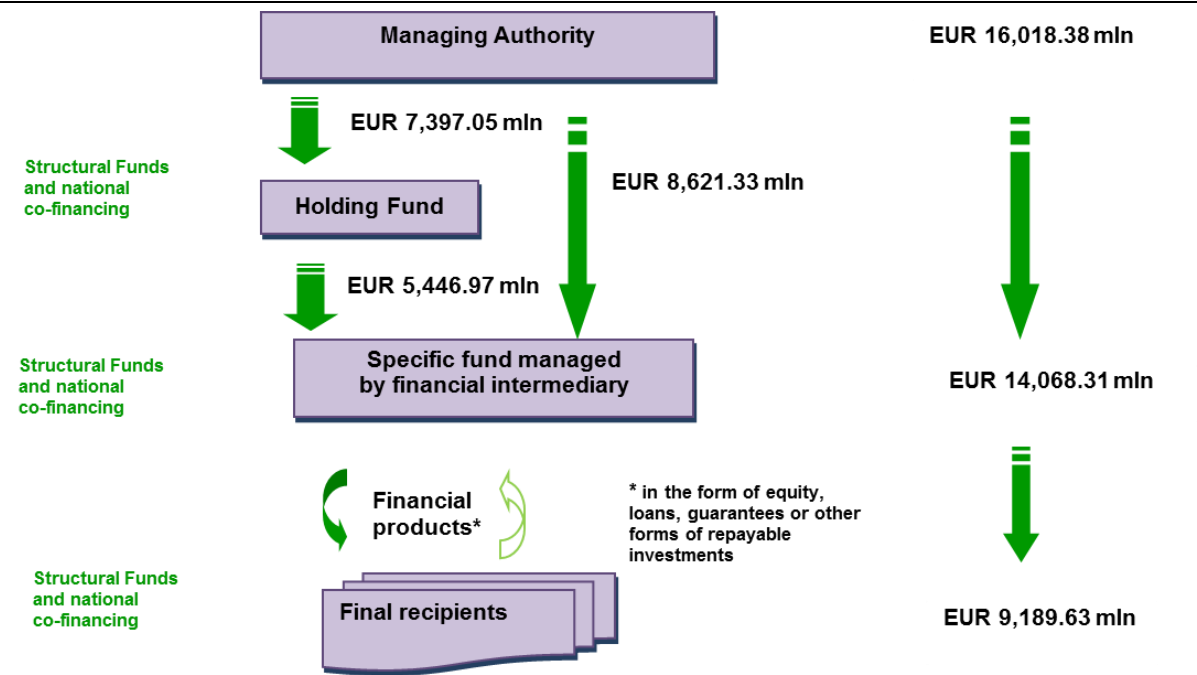
The total value of contributions paid to the holding funds amounted to EUR 7,397.05 million, including EUR 5,538.26 million of Structural Funds and EUR 1,858.79 million of national co-financing. Out of EUR 7,397.05 million of OP contributions paid to holding funds, nearly two third (EUR 5,446.97 million) was subsequently transferred to specific funds, meaning that EUR 1,950.07 million of OP contributions (including EUR 1,539.00 million of Structural



Funds and EUR 289.78 million of national co-financing) remained at the level of holding funds at the end of 2014, a reduction of 9% compared to 2013.

EUR 8,621.33 million of OP contributions, out of which EUR 5,375.01 million of Structural Funds and EUR 3,246.32 million of national co-financing were paid directly from managing authorities to the specific funds set up without a HF (Figure 3).

**Figure 3. Operational Programmes contributions used in the financing of the FEIs and investments made by the FEIs at the end of 2014**



In total, EUR 14,068.31 million of OP contributions (including EUR 9,374.29 million of Structural Funds) reached specific funds and was available to support final recipients. At the end of the reporting period (31/12/2014), 57% of this amount (i.e. EUR 9,189.63 million of OP contributions and of this EUR 5,801.41 of Structural Funds<sup>20</sup>) was invested in final recipients. The overall absorption of payments to specific funds at the level of final recipients increased by more than 40% for OP contributions and approximately 33% for the Structural Funds part, in comparison to the data reported for 2013<sup>21</sup>. The overall absorption of amounts committed in funding agreement was 46%, which is significantly higher than last year's rate

<sup>20</sup> Some Member States did not report the Structural Funds share of OP contributions paid to final recipients. This concerns 14 specific funds and leads to lower ERDF and ESF share of payments mainly in DE and IT, and to a lesser degree also in HU, UK, GR and FR. The estimated amount of Structural Funds paid to final recipients is EUR 276 million.

<sup>21</sup> In a number of FEIs there were higher payments to final recipients than payments to the specific funds, which are not necessarily anomalies but reflect business practice. There are cases where fund managers advance payments to final recipients before claiming expenses from managing authorities or when payments from HF to FEIs for guarantees are made only for actual losses and not amounts set aside to cover unexpected or expected losses (DK, CY, MT).

of 39%. However, of the total 952 specific funds there are still 142 which have either not yet made any investments in final recipients or failed to report on them<sup>22</sup>.

**Table 3: Co-financing of Operational Programmes for FEI at the end of 2014 (in EUR mln)**

1	2	3	3a	3b	4	5a	5b	5
N°	MS	OPs contributions paid to FEIs (1)	out of which Structural Funds	out of which national co-financing	national cofinancing in % of total OP paid to FEI	national public co-financing	national private co-financing	private cofinancing in % of total national co-financing
1	AT	26.79	10.27	16.52	62%	5.27	11.25	68%
2	BE	395.66	158.83	236.83	60%	236.83	0.00	0%
3	BG	388.37	330.12	58.26	15%	58.26	0.00	0%
4	CY	20.00	17.00	3.00	15%	3.00	0.00	0%
5	CZ	278.47	170.70	107.77	39%	107.77	0.00	0%
6	DE	1,554.12	964.35	589.78	38%	562.42	27.36	5%
7	DK	50.55	23.27	27.28	54%	18.80	8.48	31%
8	EE	200.00	124.67	75.33	38%	75.33	0.00	0%
9	EL	1,589.00	1,308.10	280.90	18%	280.90	0.00	0%
10	ES	1,233.75	950.09	283.66	23%	277.96	5.70	2%
11	FI	75.26	35.30	39.96	53%	39.96	0.00	0%
12	FR	418.68	230.32	188.36	45%	132.97	55.39	29%
13	HU	896.59	762.10	134.49	15%	134.49	0.00	0%
14	IT	4,460.39	2,787.15	1,673.24	38%	1,633.72	39.52	2%
15	LT	443.74	409.16	34.58	8%	34.58	0.00	0%
16	LV	215.80	160.33	55.47	26%	17.77	37.70	68%
17	MT	12.00	10.20	1.80	15%	1.80	0.00	0%
18	NL	67.18	18.47	48.70	72%	26.12	22.58	46%
19	PL	1,190.38	1,004.12	186.26	16%	180.44	5.82	3%
20	PT	476.68	375.61	101.07	21%	95.06	6.01	6%
21	RO	150.00	129.00	21.00	14%	21.00	0.00	0%
22	SE	156.80	72.05	84.76	54%	84.76	0.00	0%
23	SI	123.50	104.97	18.52	15%	18.52	0.00	0%
24	SK	111.53	94.80	16.73	15%	16.73	0.00	0%
25	UK	1,483.14	662.29	820.85	55%	422.09	398.76	49%
<b>Total</b>		<b>16,018.38</b>	<b>10,913.27</b>	<b>5,105.12</b>	<b>32%</b>	<b>4,486.55</b>	<b>618.57</b>	<b>12%</b>

(1) paid to holding funds and directly to specific funds implemented without a holding;




The co-financing rates at the level of financial engineering instruments reflect to some extent the co-financing of the respective Operational Programmes. As shown in the table above, in Member States with a high share of convergence regions national co-financing at the level of FEIs is low, usually close to 15% (e.g. BG, CY, HU, PL, RO). In Lithuania most of the FEIs are funded exclusively from EU funds therefore the national co-financing rate at the level of FEIs is below the co-financing rate of the Operational Programmes. In Member States with a high share of regions under the competitiveness and employment objective national co-financing at the level of FEI can reach over 50% (AT, BE, DK, FI, NL, SE, UK). In most

<sup>22</sup> Out of the 142 FEI which do not report payments to final recipients, 54 are in France, 34 in Italy and 34 in Hungary.

cases national co-financing comes from national or regional public budgets. Private co-financing plays a significant role in only a few Member States (AT, LV, NL and UK).

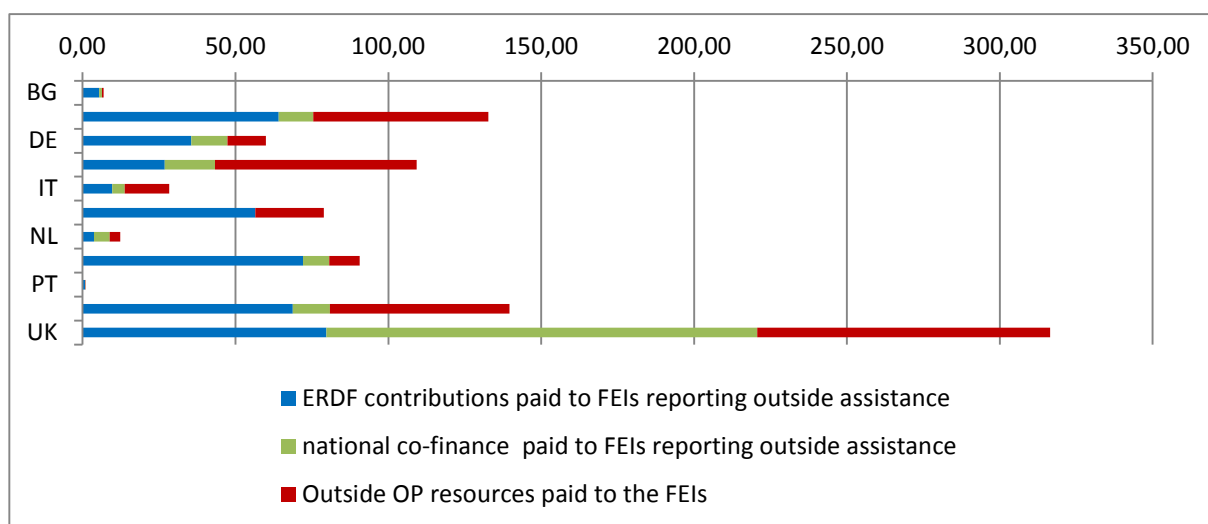
In addition to the amounts paid to FEIs from the OPs, some Member States provided information on additional resources paid to the FEIs outside the OPs. As shown in (Table 4), 11 out of 25 Member States reported on 42 FEIs (6 HF and 36 specific funds) which received additional public/private resources, mainly from financial intermediaries' own resources or in form of co-investment, amounting to EUR 341.56 million. Outside OP contributions were paid to all types of FEIs, with the largest part going to equity (40%) and loan instruments (38%) and to a lesser degree to guarantee instruments (23%). These amounts are additional to the EUR 423.19 million of ERDF and EUR 211.54 million of corresponding national or private co-financing to these 42 FEIs. This means that the total amount available for final recipients is higher by 54% than the contributions from the Operational Programme, and 2.3<sup>23</sup> times higher than the contribution from the EU budget.

**Table 4: Outside OP contributions paid to FEIs at the end of 2014 (in EUR mln)**

		BG	CZ	DE	FR	IT	LT	NL	PL	PT	SI	UK	Total
	ERDF contributions paid to FEIs reporting outside assistance	5.42	64.13	35.53	26.91	9.70	56.46	3.68	72.08	0.82	68.71	79.75	<b>423.19</b>
	national co-finance paid to FEIs reporting outside assistance	0.95	11.32	11.84	16.39	4.04	0.00	5.18	8.63	0.13	12.13	140.93	<b>211.54</b>
	Outside OP resources paid to the FEIs	0.51	57.32	12.63	65.99	14.60	22.42	3.50	9.97	0.10	58.75	95.77	<b>341.56</b>

**Figure 4. Outside OP contributions paid to FEIs at the end of 2014 (in EUR mln)**

<sup>23</sup> Data are not comparable with the information provided in the 2012 report. Information in the previous report used a different methodology to calculate outside OP contributions and compared them to all OP contributions in the Member States. In 2013 and 2014 outside OP contributions are compared only to the OP resources of those instruments that report outside OP contributions



### ***Management costs and fees***

Management costs and fees in the meaning of Article 78(6) of the General Regulation comprise any fees, costs, expense and other proceeds paid from the OPs to the managers of HFs and specific funds, as reimbursement or compensation for managing the funds provided from OPs for effective investment in final recipients, and which can be declared as eligible expenditure for reimbursement from Structural Funds. Management costs refer to cost items reimbursed against evidence of expenditure, while management fees refer to an agreed price or compensation for services rendered.

Thresholds of management costs and fees for each category of funds or instruments on a yearly average, are established as a percentage of the capital contributed from the operational programme, are set out in Article 43(4) of the Implementing Regulation. These rates i.e. on average over the life of the fund 2% annually of the OP contributions for holding funds and guarantee funds, 3% annually of OP contributions for loan funds and equity funds and 4% annually for micro-credit instruments, are maximum rates which should not be exceeded, unless a competitive tendering procedure reveals that higher rates are necessary.

As the information collected in the fourth reporting exercise concerns cumulatively years 2007-2014, the comparison of management costs and fees should be made either between the FEIs operations established in the same year or for the average annual percentages. The comparison made on an annual basis is still affected by a certain error rate, as the thresholds of eligible management costs are calculated annually in relation to the contribution made from OP to the fund on a *pro rata temporis* basis. In order to get more accurate information the costs and fees are compared with the payments to the FEIs only for those that reported on

costs and fees, which represent 63% of the total amount of payments to FEIs compared to 50%<sup>24</sup> in 2013.

The analysis of the data reported by the managing authorities shows that:

- Eligible costs and fees involved in the set-up and management of the funds (holding funds and specific funds) amounted to EUR 630.94 million and accounted on average for 4.7% of OP contributions to the relevant FEIs in the period 2007-2013. The annual average of the fees is 1.04%<sup>25</sup>.
- Management costs and fees paid to the holding funds amounted to EUR 217.79 million by the end of 2014, namely 28% more than reported by the end of 2013, this is equivalent to an average of 0.68% p.a. Management costs and fees paid to the specific funds amounted to EUR 187.61 million at the level of specific funds operating under a holding fund, equivalent to 1.67% p.a. and to EUR 225.54 million for specific funds implemented without a holding fund, equivalent to 1.03% p.a. As a percentage of OP contributions made to those funds reporting on management costs and fees in 2007-2014, they represented 3.7% for holding funds and 5.2% for specific funds (Table 5);
- The biggest share (EUR 521.35 million or 83%) went to FEIs for enterprises, with the remaining EUR 77.07 million paid to FEIs for urban development and EUR 32.52 million paid to FEIs for energy efficiency/renewable energies. As a percentage of OP contributions made in 2007-2014, management cost and fees represented 4.7% for FEIs for enterprises, 3.7% for FEIs for urban development and 10.2% for FEIs for energy efficiency/renewable energies;
- Regarding the type of financial product offered by the FEIs to final recipients, significant differences in the amount of management costs and fees can be observed. On the level of specific funds, the percentage of OP contributions for management costs and fees for loan instruments is in total 4.9% (annual equivalent 1.25%), for guarantee instruments 2.3% (annual equivalent 0.67%) and for equity/venture capital instruments 9.1% (annual equivalent 2.2%)<sup>26</sup>;

---

<sup>24</sup> In the 2013 report the number was wrongly reported to be 76% as it included also payments from HFs to FEIs.

<sup>25</sup> The number is not comparable with the 0.42% reported in 2013. In order to calculate the annual average management costs and fees in 2013 and 2014 the total management costs and fees are divided by OP contributions to the relevant FEIs and divided by the average lifetime of FEIs reporting management costs and fees.

<sup>26</sup> The percentages should be seen as indicative only. As there is a significant number of FEIs offering more than one financial product an arithmetic allocation of management costs and fees between different kinds of product may skew the results. Furthermore not all FEIs have reported on the type of products they are providing, which explains why in Table 5 the OP contributions and management costs and fees for loan, guarantee and equity do not add up the amounts in the upper part of the table.

- Table 5 shows that specific funds established under HF have higher management costs and fees than specific funds established directly by the managing authority. The numbers are closely correlated with the fact that the majority of specific funds under HF are loan instruments, which show on average higher costs and fees than guarantee instruments, which constitute the largest share of amounts paid to specific funds established directly by managing authorities.

Table 5 Actual fees as reported in SFC 2007 - after corrections of implausible data

	Total			FEIs for enterprises			FEIs for urban development			FEIs for energy efficiency/ renewable energies		
	OP contributions paid to the funds	OP contributions paid to the funds in management costs and fees		OP contributions paid to the funds	OP contributions paid to the funds in management costs and fees		OP contributions paid to the funds	OP contributions paid to the funds in management costs and fees		OP contributions paid to the funds	OP contributions paid to the funds in management costs and fees	
at the level of HFs	5,877.80	217.79	3.7%	4,446.25	162.72	3.7%	1,310.85	41.07	3.1%	120.70	14.00	11.6%
at the level of specific funds set-up with a HF	3,390.18	187.61	5.5%	2,520.90	136.79	5.4%	709.74	34.33	4.8%	159.54	16.49	10.3%
at the level of specific funds set-up without a HF	4,300.07	225.54	5.2%	4,180.65	221.84	5.3%	80.52	1.67	2.1%	38.90	2.03	5.2%
<b>TOTAL (1)</b>	<b>13,568.05</b>	<b>630.94</b>	<b>4.7%</b>	<b>11,147.80</b>	<b>521.35</b>	<b>4.7%</b>	<b>2,101.11</b>	<b>77.07</b>	<b>3.7%</b>	<b>319.14</b>	<b>32.52</b>	<b>10.2%</b>

	loan			guarantee			equity		
	OP contributions paid to the funds	OP contributions paid to the funds in management costs and fees		OP contributions paid to the funds	OP contributions paid to the funds in management costs and fees		OP contributions paid to the funds	OP contributions paid to the funds in management costs and fees	
at the level of HFs	N.A.	N.A.	N.A.	N.A.	N.A.	N.A.	N.A.	N.A.	N.A.
at the level of specific funds set-up with a HF	2,151.16	91.31	4.2%	265.18	8.23	3.1%	692.01	63.93	9.2%
at the level of specific funds set-up without a HF	1,742.69	101.40	5.8%	1,225.73	26.00	2.1%	929.02	83.75	9.0%
<b>TOTAL (2)</b>	<b>3,893.85</b>	<b>192.71</b>	<b>4.9%</b>	<b>1,490.91</b>	<b>34.23</b>	<b>2.3%</b>	<b>1,621.03</b>	<b>147.68</b>	<b>9.1%</b>

(1) The numbers on OP contributions paid to funds in this table represents only 63% of the amounts shown in Figure 3 as here only the contributions of funds reporting management costs and fees are shown. The remainder either report zero fees or do not report on fees.

(2) The difference between the OP contributions and management cost and fees for all FEI and those related to products are due to Holding Funds and funds not reporting on payments to FI.

### ***Jobs created***

Already in the first regulatory exercise the Commission proposed that Member States report additional information on jobs created in the implementation of FEIs operations. As the information on jobs created provided in the AIRs for 2011 was very limited and numbers overestimated<sup>27</sup>, the Commission decided for subsequent years to align the definition of "jobs created" with core indicator n°1 for ERDF operational programmes<sup>28</sup>. Given the specificity of FEI operations under the ESF operational programmes, the Commission invited Member States to provide, if possible, information on the number of participants in operations, in accordance with Annex XXIII of the Implementing Regulation 1828/2006.

The number of jobs created through FEI reported by 18 Member States was slightly above 100,000<sup>29</sup>, representing 13% of the approximately 800,000 jobs created through all operations supported from ERDF OPs at the end of 2014 according to AIR 2014. The majority of the number of job created came from Belgium, Czech Republic, Finland, France, Germany, Italy, Poland, Portugal and the United Kingdom<sup>30</sup>. The data reported referred to 749 specific funds and for 365 of them the reported information was higher than "0".

### ***Product specific information***

In the period 2007-2014 specific funds made a total of 234,644 financial transactions to final recipients with EUR 9,189.63 million of OP contributions, including EUR 5,801.41 million of Structural Funds. In terms of the number of FEIs and amounts disbursed to final recipients loan funds are the most important instruments. In total 132,827 loans with a value of EUR 5,181.44 million have been provided by FEIs, out of which are EUR 3,597.36 million are from the Structural Funds as shown in Table 6 and Table 7. The average size of loans provided is around EUR 32,000<sup>31</sup>. The average size is relatively low as almost two-thirds of loans are given to micro-enterprises or individuals under urban development or energy efficiency schemes.

---

<sup>27</sup> As at the first regulatory reporting exercise the definition of this indicator was not clear, numbers reported by the Member States included jobs created, but also safeguarded.

<sup>28</sup> Definition: gross direct jobs created, full time equivalents, Source: "Working Document No. 7. Indicative Guidelines on evaluation methods: Reporting on core indicators for the European Regional Development Fund and the Cohesion Fund", [http://ec.europa.eu/regional\\_policy/sources/docoffic/working/sf2000\\_en.htm](http://ec.europa.eu/regional_policy/sources/docoffic/working/sf2000_en.htm)

<sup>29</sup> This total number excludes the implausible information provided for some OPs, for example when the number of jobs created by FEIs was higher than total achievement for 2014 at the level of OP.

<sup>30</sup> The number of jobs created by all Operational Programmes covers only ERDF as none of the ESF FEIs has reported on jobs created.

<sup>31</sup> The average size of transaction per FEI product is not calculated on the base of the numbers provided in Table 6 and 7 because several FEIs have not provided the information of number of transaction. The numbers are calculated for those funds where number of transaction and amount of loan, guarantee, equity or other financial products is provided. Therefore the numbers are not comparable with the information provided in the 2013 report.



In total 88,432 guarantees and other risk-bearing products have been provided with a total value of EUR 1,964.51 million, out of which EUR 1,166.58 million are contributions from Structural Funds and the average size is EUR 20,000. This type of product is used almost exclusively for the support of enterprises and, to a minor extent, for energy efficiency/renewable energy.

3,892 equity and quasi-equity investments have been made with a total value of EUR 1,814.22 million, out of which EUR 928.57 million from Structural Funds. Equity investments, with an average size of EUR 370,000 have been mainly used to support enterprises, with very few instances in the other two areas.

'Other financial products' in the sense of Articles 44 and 78(6) of the General Regulation include interest rate subsidies, guarantee fee subsidies and equivalent measures which can be considered as a FEI operation when they are associated and combined with loans or guarantees co-financed from Structural Funds in a single financing package. Pure interest rate subsidies or guarantee fee subsidies are not considered as a FEI operation in the context of ERDF, as they are not repaid and do not support risk-sharing as such. A total of 9,493 'other products' were reported with a total volume of EUR 229.46 million out of which EUR 109.24 million from Structural Funds. The number and amount for 'other financial products' has decreased compared to previous reporting due to improved reporting compared to the previous years.

**Table 6 Number of products offered to final recipients by specific funds**

	All specific funds	FEIs for enterprises	FEI for UDF	FEI for EE and RES
Loans	132,827	80,408	5,472	46,947
Guarantees	88,432	88,432	0	0
Equity/venture capital	3,892	3,861	11	20
Other products*	9,493	9,493	0	0
<b>TOTAL</b>	<b>234,644</b>	<b>182,194</b>	<b>5,483</b>	<b>46,967</b>
<b>in %</b>	<b>100%</b>	<b>78%</b>	<b>2%</b>	<b>20%</b>

**Table 7. OP amounts disbursed to final recipients by specific funds (in EUR mln)**

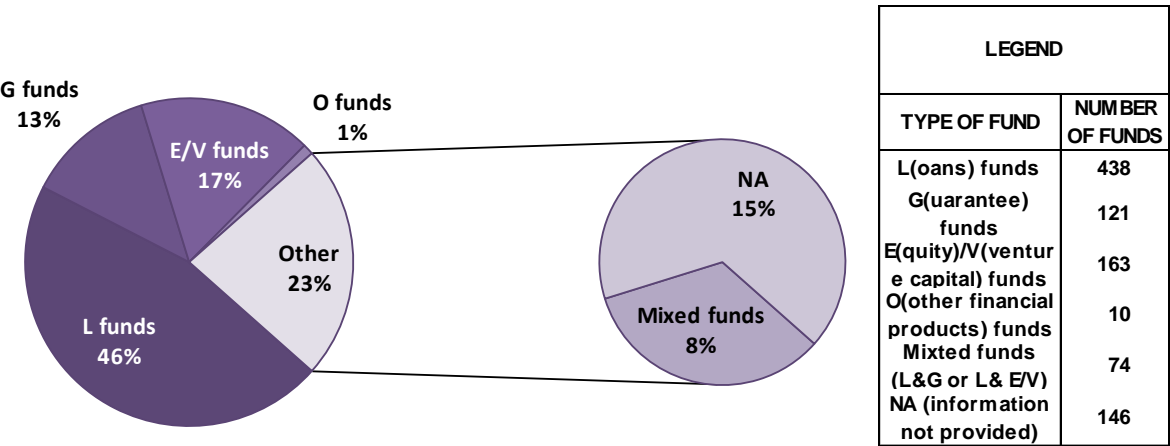
	All specific funds	FEIs for enterprises	FEI for UDF	FEI for EE and RES
Loans	5,181.44	4,510.18	462.19	209.07
Guarantees	1,964.51	1,964.51	0.00	0.00
Equity/venture capitals	1,814.22	1,772.14	35.93	6.15
Other products	229.46	222.98	0.00	6.48
<b>TOTAL</b>	<b>9,189.63</b>	<b>8,469.81</b>	<b>498.12</b>	<b>221.70</b>
<b>in %</b>	<b>100%</b>	<b>92%</b>	<b>5%</b>	<b>2%</b>

\*The funds supporting energy efficiency and renewable energy through other products did not provide information on the number of transactions.

The types of funds vary significantly from one Member State to another (Figure 5). According to the data reported there were 438 dedicated loan funds in 20 Member States. Five countries (AT, FI, MT, SE, SI) did not establish loan instruments, while in 15 Member States this was the most common form of fund. In 17 Member States 121 guarantee funds were

established, which in Malta is the only kind of specific fund, while in Poland and Hungary it is the most common form of fund. 163 dedicated equity and quasi equity specific funds exist in 16 Member States, which is the only form of fund established in Sweden and the most common form of fund in Portugal. In three Member States there are dedicated specific funds offering other products (EE, IT, PT). The 74 mixed funds mainly offer loans and guarantees and to a lesser degree loans and equity. There are 4 specific funds which provide all three major types of FEIs. In 17 countries mixed funds were established and in Denmark it is the most common type of fund. In total for 146 specific funds no information was provided on the products they offer, mainly in France, Hungary and Italy.

**Figure 5 . Specific funds set-up at the end of 2013, per type of financial products offered**



**Final recipients supported by the FEIs**

In the fourth regulatory reporting exercise Member States provided information either for all or some of the 6 categories of final recipients defined by the Commission in the reporting module. Data on the number of final recipients was provided for 83% of investments made in final recipients; therefore the actual number is expected to be higher than presented below. On the basis of the information provided by the Member States, FEIs supported more than 231,000 final recipients. Enterprises<sup>32</sup>, mainly SMEs, out of which almost half are micro-enterprises<sup>33</sup>, were with 67% the largest group of final recipients receiving support through FEIs (Table 6), followed by individuals (31%), which are either single-person enterprises or individual households and other final recipients, such as housing associations or public bodies.

<sup>32</sup> Definitions of enterprises based on the Commission Recommendation 2003/361/EC of 6 May 2003.  
<sup>33</sup> The number reported for 2013 and earlier included double counting of micro-enterprises in many cases as the partly were reported as a part of SME and partly as a separate category. Therefore the 203,000 reported in 2013 seems inflated compared to the data reported in this report. From 2014 onwards micro-enterprises are reported only as a sub-category of SME

On average, each final recipient supported by the FEIs received about EUR 34,000 of OP contributions, out of which about EUR 20,000 from the Structural Funds<sup>34</sup>. The average amount per final recipient based on reported figures varies significantly among Member States. In 10 Member States the average amount per final recipient was higher than EUR 100,000 (AT, BE, DE, DK, EE, ES, NL, SE, SK, UK), whereas in 6 other Member States the average amount as below EUR 30,000 (BG, CY, EL, FI, MT, SI). This reflects diversity in the types of products provided, whereby some countries focus on larger equity investments whereas in other mainly small guarantees are given. In addition, the type of final recipient varies ranging from larger enterprises, to SMEs to micro-enterprises and individual persons.

**Table 8. Final recipients supported by FEIs at the end of 2014 (per type of financial product)**

Final recipient supported	Final recipients supported by FEIs	out of which			
		Final recipients supported by loan	by a guarantee	by an equity/venture capital investment	by other financial product
large enterprises	501	300	178	3	20
SMEs	147,498	63,710	62,583	4,193	17,012
<i>out of which micro-enterprises</i>	<i>67,714</i>	<i>32,170</i>	<i>30,316</i>	<i>1,930</i>	<i>3,298</i>
Individuals	70,898	55,462	15,082		354
Urban projects	258	251	0	7	0
Other final recipients	5,574	5,386	20	0	168
<b>TOTAL</b>	<b>224,729</b>	<b>125,109</b>	<b>77,863</b>	<b>4,203</b>	<b>17,554</b>

The total number of products offered (234,644) is slightly higher than the number of final recipients (224,729). This is mainly due to FEIs offering combined products, such as loan investment combined with equity or loan instruments combined with an interest rate subsidy. Such instruments are rather exceptional as only 1.2%<sup>35</sup> of the final recipients have received combined products.

<sup>34</sup> The calculation of the average is based on the funds which reported on final recipients.

<sup>35</sup> The calculation of the average is based on the funds which reported on both, final products and final recipients.

## *1. Financial engineering instruments for enterprises*

### 1.1. Structure and implementation of the FEIs

The legal framework for FEIs for enterprises is established in Article 44, paragraph 1 (a) of the General Regulation which states that *"as part of an operational programme, the Structural Funds may finance expenditure in respect of an operation comprising contributions to support the following: (a) financial engineering instruments for enterprises, primarily small and medium-sized ones, such as venture capital funds, guarantee funds and loan funds"*. In light of the above, this chapter summarises information on FEIs for enterprises implemented with or without a holding fund, pursuant to Article 44 of Council Regulation (EC) 1083/2006.

At the end of 2014 a total of 879 specific funds for enterprises offering all types of financial products (namely: loans, guarantees, equity/venture capital and other products such as interest rate subsidies, guarantee fee subsidies, interest rate rebates and equivalent measures) had been set up in 25 Member States. Funds for enterprises implemented under the 50 holding funds constitute the majority (i.e. 468 funds) of specific funds for enterprises. The remaining 411 specific funds were implemented without a holding fund. In comparison to 2013 this represents an increase of 71 specific funds, which is due to the improved coverage of the report, and that 32 new specific funds were established in 2014. This information is summarised and presented by Member State in Table 9.

There are substantial differences among Member States as regards geographical coverage, total number, type and size of specific funds for enterprises, namely:

- 16 Member States reported 468 specific funds implemented under national and regional holding funds;
- In 9 Member States (AT, BE, CZ, DE, DK, EE, FI, NL and SE) all specific funds for enterprises have been set up as independent legal entities without a holding fund;
- In 11 Member States (EL, ES, FR, HU, IT, LT, LV, PL, PT, SI and UK) specific funds were implemented with both modes of implementation i.e. with holding fund and without holding fund;
- All holding funds set up to implement specific funds for enterprises were operational, namely they selected financial intermediary(ies) and made contributions to specific funds.

- According to the data reported to the Commission, 11 holding funds in 9 Member States were managed by the EIF and the other 38 holding funds were managed by national financial institutions and bodies<sup>36</sup>;
- Out of 879 specific funds, 53 were set-up under ESF operational programmes in 7 Member States (DE, DK, EE, IT, LT, LV and PL). Those specific funds (mostly offering loans) have been established progressively as from 2008.

**Table 9. FEIs for enterprises set-up at the end of 2014**

1	2	3	3a	3b	3c
N°	Member State	N° of FEIs (1)	<i>out of which HF</i>	<i>out of which specific funds with a HF</i>	<i>out of which specific funds without a HF</i>
1	AT	2	0	0	2
2	BE	9	0	0	9
3	BG	6	1	5	0
5	CY	5	1	4	0
4	CZ	2	0	0	2
6	DE	40	0	0	40
7	DK	7	0	0	7
9	EE	5	0	0	5
10	EL	24	2	21	1
11	ES	11	2	2	7
11	FI	1	0	0	1
12	FR	120	2	17	101
13	HU	170	1	168	1
14	IT	114	14	16	84
15	LT	28	3	24	1
16	LV	15	1	10	4
17	MT	2	1	1	0
18	NL	5	0	0	5
19	PL	237	10	133	94
20	PT	47	2	36	9
21	RO	4	1	3	0
22	SE	11	0	0	11
23	SI	3	1	1	1
24	SK	6	1	5	0
25	UK	55	7	22	26
<b>Total</b>		<b>929</b>	<b>50</b>	<b>468</b>	<b>411</b>

(1) including: holding funds and specific fund implemented with and without a holding fund

## 1.2. Financing of funds for enterprises

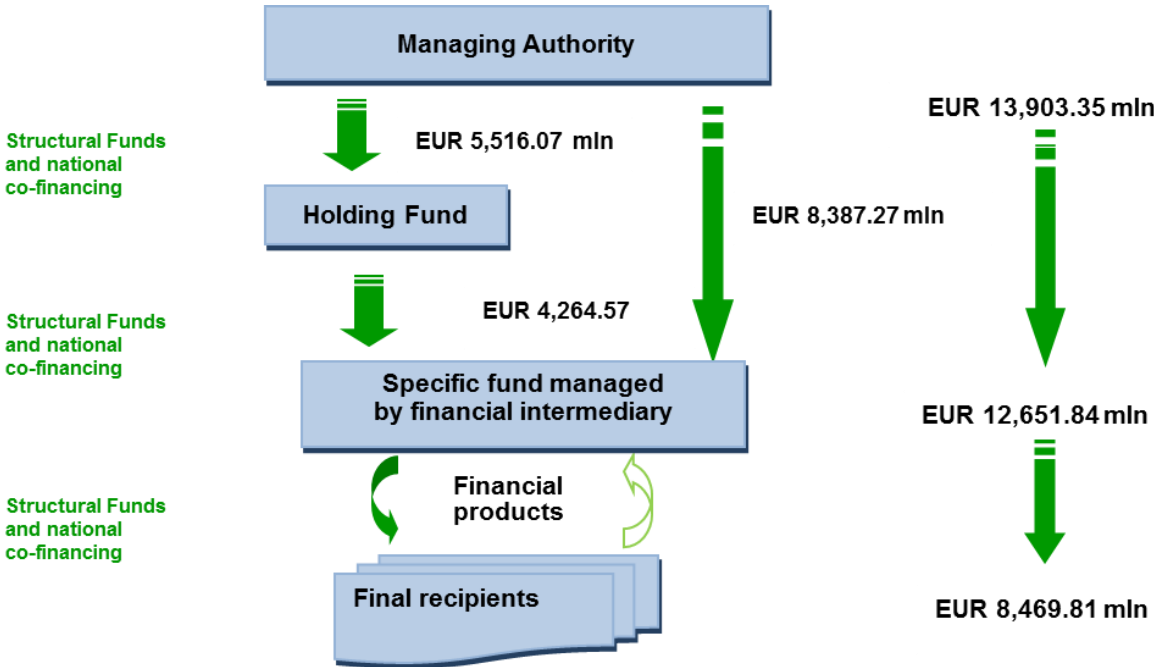
Financial engineering instruments are not a new delivery mode in the context of cohesion policy support to enterprises. There were already some pioneers implementing a fraction of cohesion policy through financial engineering instruments in 1994-1999 and this expanded

<sup>36</sup> Excluding JEREMIE HF for Sicily, managed by the EIF, which was also not reported on in the AIR for 2012 and 2013, JEREMIE HF for "Provence – Alpes – Côte d'Azur" and JEREMIE HF Barcelona, implemented by the public financial institution IFEM, which both reported wrongly as specific funds.

further during the 2000-2006 programming period. Based on past experience the first FEIs established in 2007-2013 period were FEI for enterprises.

Operational programme contributions totalling EUR 13,903.35 million were made either to holding funds or directly to specific funds for enterprises at the end of 2014. This aggregated amount, including EUR 9,417.01 million of Structural Funds (or 67.7% of OP contributions), was supported with further EUR 4,486.34 million of OP national public and private co-financing. 94% (or EUR 13,074.12 million) of Structural Funds paid to FEIs for enterprises came from ERDF OPs. The ESF OPs contributed to FEIs for enterprises with a total amount of EUR 829.23 million, including EUR 461.66 million from ESF and EUR 367.57 million of OP national resources.

**Figure 6. OP contributions paid to the FEIs for enterprises and invested in final recipients at the end of 2014**



The total value of operational programme contributions paid to holding funds amounted to EUR 5,516.07 million, including EUR 4,167.17 million from Structural Funds and EUR 1,348.90 million from OP national co-financing. Out of the OP contributions paid to the holding funds, almost 80% (i.e. EUR 4,264.57 million) was transferred to the specific funds for subsequent investments in final recipients. This means that EUR 1,251.51 million of OP contributions remained at the level of holding funds at the end of 2014. In addition, EUR 8,387.27 million of OP contributions, including EUR 5,249.85 million of Structural Funds and EUR 3,137.43 million of national co-financing, was paid directly from managing authorities to the specific funds set up without a holding fund. This represents an increase by 8% in comparison to the data reported for 2013. Financial support for enterprises available at

the level of specific funds at the end of 2014 amounted to EUR 12,651.84 million of Structural Funds' OP contributions. Out of this amount, EUR 8,408.72 million was Structural Funds and EUR 4,243.12 million was OP national public and private resources. The information on financing of the funds for enterprises and investments made in final recipients is summarised in Table 10 and Table 11.

### 1.3. Investments made in enterprises

The data provided in the AIR for 2014 indicate that the investment made by specific funds in enterprises were mainly realised through loans (53% of the amounts) and less through guarantees (23%) and venture capital (21%).

At the end of 2014 there were 382 **specific loan funds** offering loans to enterprises. During the period 2007-2014 those funds offered a total number of 80,408 loans with EUR 4,510.18 million of OP contributions, including EUR 3,140.16 million of Structural Funds. On average, one loan disbursed to final recipients received EUR 46,000 of OP contributions, out of which EUR 31,000 of Structural Funds<sup>37</sup>. On 31 December 2014, there were 126 **specific funds for enterprises offering guarantees**. For the period 2007-2014, managing authorities reported 88,432 guarantees committed for disbursed loans and other risk-bearing instruments, with total of EUR 1,964.51 million of OP contributions, including EUR 1,166.57 million of Structural Funds. On average, EUR 19,000 of OP contributions, including EUR 12,000 of Structural Funds, was committed per guarantee for one loan disbursed to a final recipient.

Member States reported 162 specific funds which offer **equity and quasi-equity investments** in enterprises, which made 3,892 equity/venture capital investments in enterprises. On 31 December 2014 those investments represented a total of EUR 1,772.14 million of OP contributions, out of which more than a half (EUR 907.81 million) constituted Structural Funds. The average OP contribution paid to one equity investment was of EUR 360,000 out of which EUR 170,000 from Structural Funds.

**Other financial products** such as interest rate subsidies, guarantee fee subsidies and equivalent measures were provided by 9 specific funds for enterprises. Pure interest rate subsidies or pure guarantee fee subsidies are not considered as a FEI operation in the context of ERDF, as they are not repaid and do not support risk-sharing as such. However, for the

---

<sup>37</sup> All calculations regarding the average size of an instrument are calculated on the base of the specific funds reporting on number of transactions.

ESF, this type of financial product has been offered by one specific fund in Latvia. The total number for the Structural Funds of other products investments made in final recipients amounted to 9,493 and EUR 229.46 million of OP contributions, out of which EUR 109.24 million from Structural Funds. The amount are less than half of what was reported as other financial products in 2013, as they are in 2014 correctly reported in the other three categories of instruments.

Another 70 specific funds supported from the ERDF and ESF operational programmes were set-up as funds combining different financial products: mainly loans and guarantees or loans and equity/venture capital investments. For 130 FEIs no information on products provided was available.

As regards ESF, the co-financed FEIs loan schemes were the most frequent type of ESF co-financed FEIs, although some managing authorities did chose to support guarantee funds (DE, EE, IT) and also, but more rarely, equity funds (DE and DK). Most, if not all, the ESF funding focuses on micro and/or social enterprises and often targeting specific populations, such as the self-employed and/or disadvantaged people. This is reflected in the number of supported final recipients, where about half of the supported are individuals and the other half SMEs. Also the share of micro-enterprises among SMEs support by ESF is with 68% significantly higher than for ERDF (46%). For more details see Table 21 in Annex 1.

**Table 10. Number of products offered to final recipients by specific funds for enterprises**

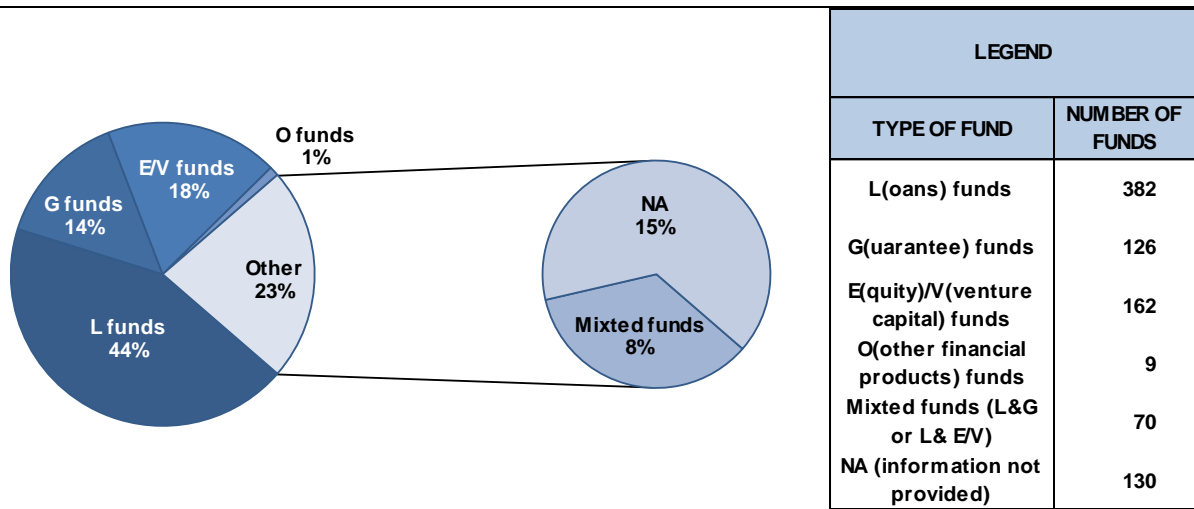
	All specific funds	FEIs for enterprises
Loans	132,827	80,408
Guarantees	88,432	88,432
Equity/venture capital	3,892	3,861
Other products	9,493	9,493
<b>TOTAL</b>	<b>234,644</b>	<b>182,194</b>

**Table 11. OP amounts disbursed to final recipients by specific funds for enterprises (in EUR mln)**

	All specific funds	FEIs for enterprises
Loans	5,181.44	4,510.18
Guarantees	1,964.51	1,964.51
Equity/venture capitals	1,814.22	1,772.14
Other products	229.46	222.98
<b>TOTAL</b>	<b>9,189.63</b>	<b>8,469.81</b>



Figure 7. Specific funds for enterprises set-up at the end of 2014, per type of financial product offered



The progress in implementing and financing FEIs for enterprises can therefore be summarised as follows: the number of FEIs reported increased by 16%; the amount of OP contributions paid to the FEIs increased by 14%; and absorption at the level of final recipients increased by 39%, giving a total absorption rate of 61%.

**Table 12. Amounts of OP contributions paid to the FEIs for enterprises and invested in final recipients at the end of 2014 (in EUR mln)**

1	2	3	3a	3b	3c	4	4a	5	5a	6	7		7a	8
N°	Member State	N° of FEIs (1)	out of which HF	out of which specific funds with a HF	out of which specific funds without a HF	OP contributions paid to FEIs (2)	out of which Structural Funds	OP contributions paid to specific funds (3)	out of which Structural Funds	OP contributions remaining in HFs	OP contributions paid to final recipients		out of which Structural Funds	OP contributions remaining in specific funds
											in absolute amounts	in % of OP contributions paid to FEIs		
1	AT	2	0	0	2	26.79	10.27	26.79	10.27	0.00	13.25	49%	5.16	13.54
2	BE	9	0	0	9	395.66	158.83	395.66	158.83	0.00	287.81	73%	115.68	107.85
3	BG	6	1	5	0	349.00	296.65	242.54	206.16	106.46	216.44	62% (4)	142.17	26.10
5	CY	5	1	4	0	20.00	17.00	9.83	8.35	10.17	12.65	63%	10.75	-2.82
4	CZ	2	0	0	2	234.49	133.32	234.49	133.32	0.00	213.78	91%	114.86	20.71
6	DE	40	0	0	40	1,507.84	931.12	1,507.84	931.12	0.00	1,237.77	82%	816.05	270.07
7	DK	7	0	0	7	33.48	16.67	33.48	16.67	0.00	24.59	73%	11.55	8.89
8	EE	5	0	0	5	133.29	106.93	133.29	106.93	0.00	124.19	93%	97.84	9.10
9	EL	24	2	21	1	1,090.00	910.18	638.28	535.69	451.72	618.61	57%	514.16	19.67
10	ES	11	2	2	7	1,020.38	788.14	1,021.38	789.14	-1.00	290.31	28%	217.60	731.07
11	FI	1	0	0	1	75.26	35.30	75.26	35.30	0.00	51.07	68%	24.39	24.19
12	FR	120	2	17	101	418.68	230.32	372.70	201.93	45.98	309.93	74% (6)	105.18	62.77
13	HU	170	1	168	1	896.59	762.10	845.27	718.45	51.32	752.34	84% (5)	639.49	92.93
14	IT	114	14	16	84	4,206.83	2,623.51	3,831.85	2,407.13	374.98	1,422.57	34%	564.74	2,409.28
15	LT	28	3	24	1	280.32	280.32	257.10	257.10	23.22	250.58	89% (5)	250.58	6.52
16	LV	15	1	10	4	215.80	160.33	176.41	129.14	39.39	144.83	67%	103.58	31.58
17	MT	2	1	1	0	12.00	10.20	0.21	0.18	11.79	9.71	81%	8.26	-9.50
18	NL	5	0	0	5	48.07	11.08	48.07	11.08	0.00	29.35	61%	10.49	18.72
19	PL	237	10	133	94	920.58	781.91	1,026.61	856.35	-106.03	913.74	99% (5)	767.53	12.87
20	PT	47	2	36	9	344.18	273.11	356.00	208.06	-118.2	326.20	95%	194.15	29.80
21	RO	4	1	3	0	150.00	129.00	147.30	126.68	2.70	117.63	78%	101.16	29.67
22	SE	11	0	0	11	156.80	72.05	156.80	72.05	0.00	121.33	77%	55.93	35.47
23	SI	3	1	1	1	123.50	104.97	87.46	74.34	36.04	111.74	90%	84.88	-24.28
24	SK	6	1	5	0	100.00	85.00	6.58	5.60	93.42	115.3	12% (6)	9.80	-4.95
25	UK	55	7	22	26	1,143.81	488.70	1,020.64	408.85	123.17	857.86	75%	353.41	162.78
<b>Total</b>		<b>929</b>	<b>50</b>	<b>468</b>	<b>411</b>	<b>13,903.35</b>	<b>9,417.01</b>	<b>12,651.84</b>	<b>8,408.72</b>	<b>1,251.51</b>	<b>8,469.81</b>	<b>61%</b>	<b>5,319.39</b>	<b>4,182.03</b>

(1) including: holding funds and specific fund implemented with and without a holding fund;

(2) paid to holding funds and directly to specific funds implemented without a holding;

(3) paid to specific funds implemented with and without a holding fund.

(4) Numbers in Annex II for Bulgaria on payments to final recipients include double reporting on the JEREMIE financial instruments. This is corrected in this table.

(5) The amount of payment to final recipients should be lower than presented due to reporting on revolving amounts, which are not part of the OP (PL, HU, LT).

(6) The amount paid to final recipients should be slightly higher in FR and SK as for some OPs did not provide data on payments to final recipients.

## 2. Financial engineering instruments for urban development

### 2.1. Structure and implementation of the FEIs

The General Regulation, Article 44, paragraph 1 (b), introduced in 2006 the possibility for the managing authority to contribute to urban development funds which then invest in public private partnerships or other urban projects included in the integrated plans for sustainable urban development. The first FEIs in this area were established in 2009.

During 2007-2014, OP contributions supported 63 FEIs in the area of urban development in 11 Member States (Table 13). Compared to the previous reporting exercise, Member States reported the same number of HF (16)<sup>38</sup> and a slightly higher number of specific funds, due to improved reporting coverage. In total, 84% of the specific funds were implemented through holding funds. In one Member State (the United Kingdom) specific instruments for urban development were implemented both with and without a holding fund and in the Czech Republic and Germany they were implemented only through specific funds. In the Netherlands a HF was established that provides funding to one specific fund for urban development projects and one specific fund for energy efficiency/renewable energy projects.

Table 13. FEIs for urban development set-up at the end of 2014

1	2	3	3a	3b	3c
N°	Member State	N° of FEIs (1)	out of which HF	out of which specific funds with a HF	out of which specific funds without a HF
1	BG	3	1	2	
2	CZ	2			2
3	DE	4			4
4	EL	6	1	5	
5	ES	3	1	2	
6	IT	5	2	3	
7	LT	8	1	7	
8	NL (2)	3	1	1	1
9	PL	11	5	6	
10	PT	9	1	8	
11	UK	9	3	5	1
<b>Total</b>		<b>63</b>	<b>16</b>	<b>39</b>	<b>8</b>

(1) including: holding funds and specific fund implemented with and without a holding fund

(2) under the holding fund are specific funds for urban development and energy efficiency and renewable energy. The holding fund is listed therefore in both categories.

<sup>38</sup> Excluding JESSICA HF for Sicily, managed by the EIB, which also was not reported in the AIR for 2012 and 2013.

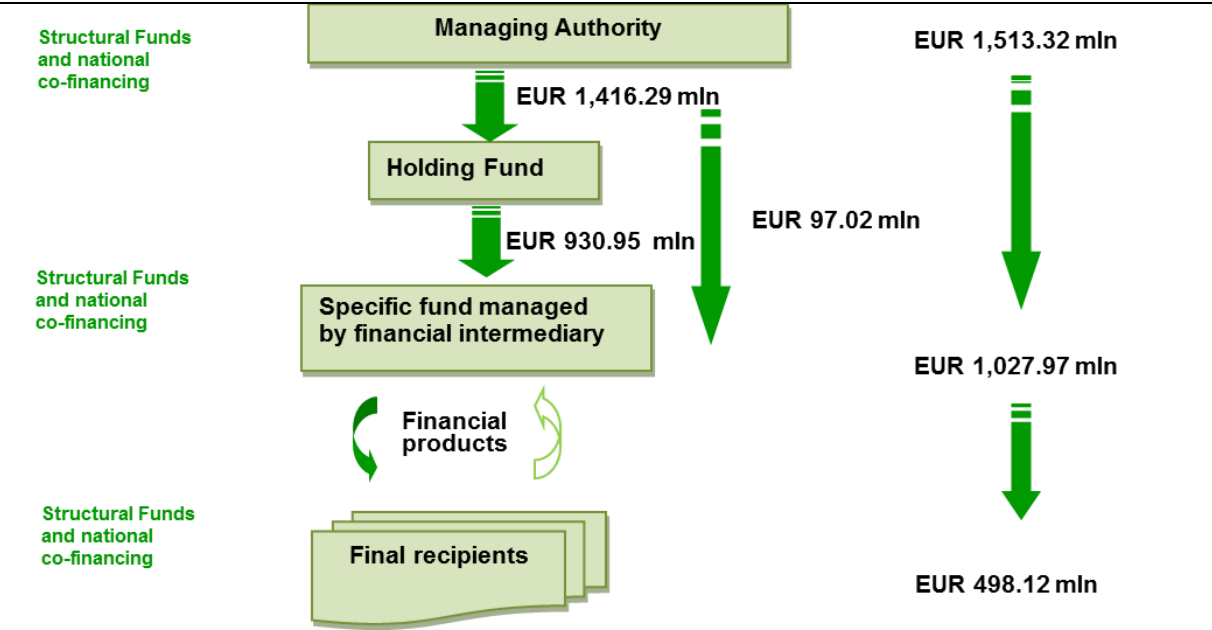
The Dutch HF provides funding for one specific fund for urban development and one specific fund for energy efficiency/renewable energy. The Holding Fund is counted in both categories in Table 13 and Table 17 and the payments HF are split according to the commitments to the specific funds.

In the majority of Member States concerned there was at least one holding fund established, however Italy, Poland and the United Kingdom reported two or more holding funds. Holding funds for urban development are all managed by the European Investment Bank with the exception of the Netherlands.

2.2. Financing of funds for urban development

Operational programme contributions paid to the FEIs in the area of urban development at the end of 2014 amounted to EUR 1,513.32 million, with EUR 1,097.36 million of Structural Funds and EUR 415.96 million of OP national co-financing, which came only from public sources. This is about 2% less than reported in 2013 due to reduction of allocations to FEI.<sup>39</sup> About 94% (or EUR 1,416.29 million) of all OP contributions were transferred by the managing authorities to holding funds. At the end of 2014 the holding funds had paid two-third of the OP contributions received from the managing authorities (EUR 930.95 million, including EUR 659.46 million from ERDF) to the specific urban development funds. Almost half of OP contributions (i.e. EUR 485.35 million) remained at the level of holding funds<sup>40</sup>. In Italy a negative amount is reported on the level of the HF, due to reporting errors.

**Figure 8 Operational programme contributions paid to the FEIs for urban development and invested in the urban projects at the end of 2014 (in EUR mln)**



<sup>39</sup> This is due to 2 FEI, in one case payments to a HF were reported lower than in the previous year (IT) and one specific fund that reported in 2013 was dissolved and money was committed to other projects financed by grants (UK).

<sup>40</sup> The amounts remaining in HF are reported 17% higher compared to the previous year. This increase is due to change in the reporting in Greece and Spain. In 2013 amounts committed to specific funds were wrongly reported as payments. This has been corrected in 2014.

A further EUR 97.02 million of OP contributions was paid directly to specific urban development funds set-up without a holding fund out of which EUR 66.94 million from ERDF). The financing of the funds for urban development and their investments in the urban projects are presented in Figure 8 above.

### 2.3. Investments made in urban development projects

Regarding the specific urban development funds operating in 2007-2013, investments at the level of final recipients took place in all Member States but Italy. The amount paid to final recipients nearly tripled in 2014, which is due to a strong increase in Lithuania, Poland, Portugal and the United Kingdom. A total amount of EUR 498.11 million of OP contributions (including EUR 353.99 million of Structural Funds) was reported as disbursed through loans and equity/venture capital investments for the benefit of urban development projects. The number of products provided at the end of 2014 was 5,483, out of which 5,183 were provided in Lithuania. The reason for this high number is that in Lithuania loans are provided to individual apartment owners, whereas in other countries loans (in the UK also equity), is otherwise provided to urban development projects, large enterprises, SMEs or housing associations.

The average OP contribution invested per project, excluding Lithuania, was EUR 1,200,000, including EUR 800,000 of ERDF, whereas in Lithuania the average loan provided had EUR 17,000 OP support. Investment in the form of equity was only used by a single fund in the United Kingdom and was provided to urban projects and SMEs. The tables below show the number of financial products offered to the final recipients (Table 14) and the amounts of OP contributions invested in them (Table 15).

**Table 14. Number of products offered to final recipients by specific funds for urban development**

	All specific funds	FEIs for urban development
Loans	132,827	5,472
Guarantees	88,432	0
Equity/ venture capital	3,892	11
Other products	9,493	0
<b>TOTAL</b>	<b>234,644</b>	<b>5,483</b>

**Table 15. OP amounts disbursed to final recipients by specific funds for urban development (in EUR mln)**

	All specific funds	FEIs for urban development
Loans	5,181	462.19
Guarantees	1,965	0.00
Equity/ venture capitals	1,814	35.93
Other products	229	0.00
<b>TOTAL</b>	<b>9,189</b>	<b>498.12</b>

A positive trend in the implementation of FEI for urban development projects can be observed. However, the total absorption rate at the level of final recipients remains low with only 33% of OP contributions paid to the FEIs and it would, therefore, seem that considerable efforts are still needed to ensure further progress.

**Table 16. Amounts of OP contributions paid to the FEIs for urban development and invested in final recipients at the end of 2014 (in EUR mln)**

1	2	3	3a	3b	3c	4	4a	5	5a	6	7		7a	8
N°	Member State	N° of FEIs (1)	out of which HF	out of which specific funds with a HF	out of which specific funds without a HF	OP contributions paid to FEIs (2)	out of which Structural Funds	OP contributions paid to specific funds (3)	out of which Structural Funds	OP contributions remaining in HFs	OP contributions paid to final recipients		out of which Structural Funds	OP contributions remaining in specific funds
											in absolute amounts	in %		
1	<b>BG</b>	<b>3</b>	1	2	0	33.00	28.05	30.28	25.73	2.72	11.74	36%	9.98	20.30
2	<b>CZ</b>	<b>2</b>	0	0	2	19.50	16.58	19.50	16.58	0.00	8.81	45%	7.49	12.01
3	<b>DE</b>	<b>4</b>	0	0	4	42.28	29.23	42.28	29.23	0.00	27.10	64%	18.07	24.21
4	<b>EL</b>	<b>6</b>	1	5	0	258.00	197.66	20.66	15.82	237.34	9.27	4%	7.02	13.64
5	<b>ES</b>	<b>3</b>	1	2	0	127.66	93.38	33.70	24.33	93.96	9.50	7%	7.31	26.39
6	<b>IT</b>	<b>5</b>	2	3	0	140.99	112.76	166.30	110.77	-25.31	0.00	0%	0.00	166.30
7	<b>LT</b>	<b>8</b>	1	7	0	163.42	128.84	122.00	105.20	41.42	80.50	49%	80.45	41.55
8	<b>NL (4)</b>	<b>3</b>	1	1	1	11.94	4.72	11.26	4.42	0.68	0.80	7%	0.31	10.95
9	<b>PL</b>	<b>11</b>	5	6	0	269.80	222.21	256.52	210.51	13.28	190.10	70%	134.27	122.25
10	<b>PT</b>	<b>9</b>	1	8	0	132.50	102.50	92.78	56.93	39.72	59.30	45%	37.02	55.76
11	<b>UK</b>	<b>9</b>	3	5	1	314.23	161.42	232.69	126.89	81.54	101.00	32%	52.07	180.62
<b>Total</b>		<b>63</b>	<b>16</b>	<b>39</b>	<b>8</b>	<b>1,513.32</b>	<b>1,097.36</b>	<b>1,027.97</b>	<b>726.41</b>	<b>485.35</b>	<b>498.12</b>	<b>33%</b>	<b>353.99</b>	<b>673.98</b>

(1) including: holding funds and specific fund implemented with and without a holding fund;

(2) paid to holding funds and directly to specific funds implemented without a holding fund;

(3) paid to specific funds implemented with and without a holding fund.

(4) under the holding fund are specific funds for urban development and energy efficiency and renewable energy. The holding fund is listed therefore in both categories. The paid amounts are allocated according to the commitment per category.

### 3. Financial engineering instruments for energy efficiency and renewable energies

#### 3.1. Structure and implementation of the FEIs

The possibility for financing investments in energy efficiency and use of renewable energies in buildings (including in existing housing), through funds or other incentive schemes providing loans, guarantees for repayable investments or equivalent instruments was made possible through the amendment of Article 44 (paragraph 1 (c)) of the General Regulation in June 2010. At the end of 2014 there were already 34 FEIs for energy efficiency and renewable energies supported by the OPs in 11 Member States (Table 17); an increase of 2 compared to 2013<sup>41</sup>. The two new FEIs were set-up in the Netherlands in 2014. Nearly half of the 26 specific funds are established under 7 holding funds. The remaining 19 specific funds were set-up without a holding fund.

**Table 17. FEIs for energy efficiency and renewable energies set-up at the end of 2014**

1	2	3	3a	3b	3c
N°	Member State	N° of FEIs (1)	out of which HF	out of which specific funds with a HF	out of which specific funds without a HF
1	BG	1			1
2	CZ	1	1		
3	DE	1			1
4	DK	2			2
5	EE	1			1
6	EL	2	1	1	
7	ES	2	1	1	
8	IT	9	4	4	1
9	NL (3)	4	1	1	2
10	SK	1			1
11	UK	10			10
<b>Total</b>		<b>34</b>	<b>8</b>	<b>7</b>	<b>19</b>

(1) including: holding funds and specific fund implemented with and without a holding fund

(2) under the holding fund are specific funds for enterprises and energy efficiency & renewable energy. The holding fund is listed therefore in both categories

(3) under the holding fund are specific funds for urban development and energy efficiency and renewable energy. The holding fund is listed therefore in both categories.

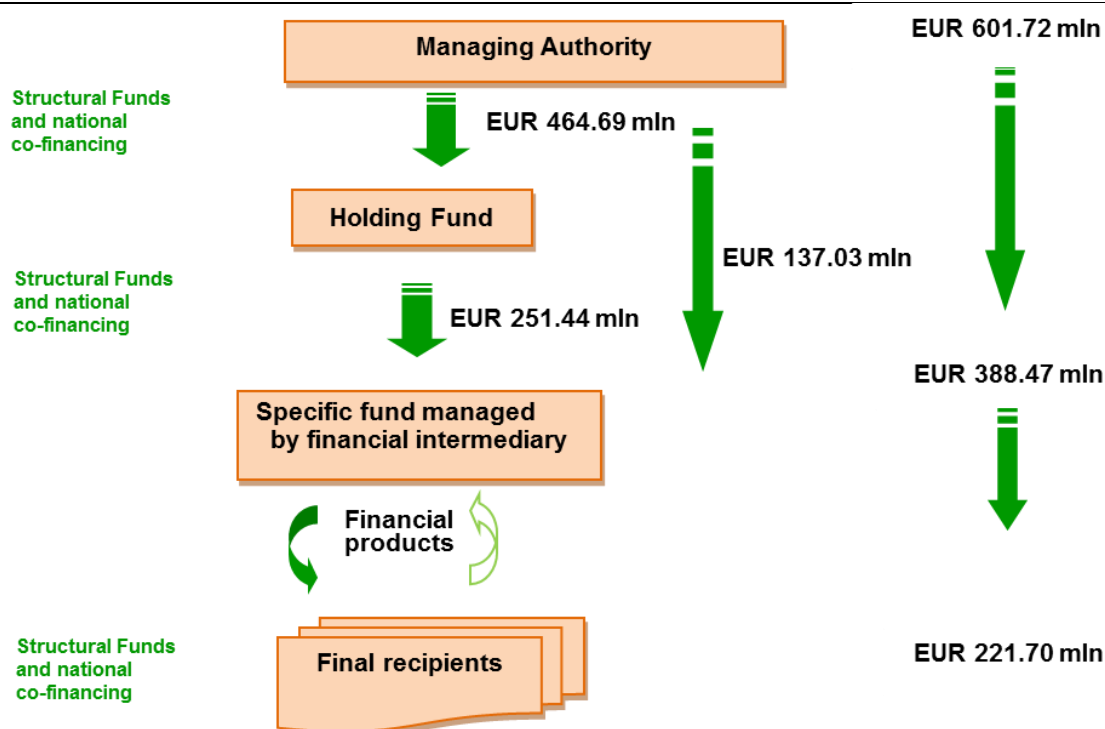
<sup>41</sup> The Dutch HF provides funding for one specific fund for urban development and one specific fund for energy efficiency/renewable energy. The Holding Fund is counted in both categories in Table 13 and Table 17 and the payments HF are split according to the commitments to the specific funds.

Hungary has reported on 11 specific guarantee funds for energy efficiency and renewable energy, which provided EUR 1.72 million of guarantees to final recipients. These funds are not included in the reporting as they are funded by reflows from the Hungarian HF, set up for support of enterprises; nevertheless they are included in Annex II.

### 3.2. Financing of the funds for energy efficiency and renewable energies

Cohesion policy support for funds in the area of energy efficiency/renewable energies reached a total amount of EUR 601.72 million of OP contributions the end of 2014, with EUR 398.90 million of ERDF and EUR 202.82 million of OP national co-financing, mainly from public resources. The largest contributions were made in Italy and Greece with over EUR 100 million. From all OP contributions paid to the FEIs, EUR 464.69 million (including EUR 340.68 million of ERDF) was paid to holding funds. As at the end of 2014, the contributions transmitted from holding funds to the specific funds amounted to EUR 251.44 million, which is more than half of the OP contributions paid to the HFs). An amount of EUR 137.03 million has been paid to specific funds set-up without a holding fund in 8 out of 12 Member States implementing this type of FEIs. Operational programme contributions paid to the holding and specific funds for energy efficiency/renewable energies are shown in Figure 9.

Figure 9. Operational programme contributions paid to the FEIs for energy efficiency and renewable energies and invested in projects at the end of 2014 (in EUR mln)



### 3.3. Investments made in energy efficiency/renewable energies projects

Specific funds for energy efficiency/renewable energies invested EUR 221.70 million, including EUR 128.40 million from ERDF, at the level of final recipients. Compared to 2013, the reported OP amounts invested in final recipients decreased by EUR 33.27 million. This is due to a reporting error in 2013, where payments were inflated by EUR 100 million; thus the real increase is almost EUR 70 million. The amount paid out is only 37% of the amounts



available for investments at the level of specific funds. There are significant disparities in the performance between the Member States. In Denmark, Estonia, Slovakia and the UK amounts allocated to FEI were almost fully paid out to final recipients, while in Bulgaria, Czech Republic, Germany, Italy and the Netherlands almost no or a very low level of absorption can be observed.

Managing authorities reported 46,947 loans disbursed to final recipients by the end of 2014 (an increase of 23% in comparison to 2013), out of which 44,230 in Greece. The average OP contribution to a loan for energy efficiency and renewable energy in the other 11 Member States, is about EUR 50,000, whereas in Greece it is only EUR 1,500. This is because in the other 11 Member States support is provided mainly to SMEs or housing associations (EE), whereas in Greece the support goes exclusively to individuals. Investment support in form of equity investment was used only in Denmark and other products only in Greece and Italy. The tables below illustrate the number of repayable investments made by the specific funds for energy efficiency/renewable energies in final recipients (Table 18 and Table 19), as well as the amount of OP contributions paid/committed (Table 20).

The implementation of the FEIs for energy efficiency and renewable energy projects improved in terms of the absorption of OPs contributions at final recipient levels from 26% in 2013 to 37% as of end of 2014<sup>42</sup>. It seems considerable efforts are still needed to ensure further progress in implementation in those countries with rates of contributions paid to final recipients.

**Table 18. Number of products offered to final recipients by specific funds for energy efficiency and renewable energies**

	All specific funds	FEIs for for energy efficiency and renewable energies
Loans	132,827	46,947
Guarantees	88,432	0
Equity/ venture capital	3,892	20
Other products	9,493	0
<b>TOTAL</b>	<b>234,644</b>	<b>46,967</b>

**Table 19. OP amounts disbursed to final recipients by specific funds for energy efficiency and renewable energies (in EUR mln)**

	All specific funds	FEIs for for energy efficiency and renewable energies
Loans	5,181.44	209.07
Guarantees	1,964.51	0.00
Equity/ venture capital	1814.22	6.15
Other products	229.46	6.48
<b>TOTAL</b>	<b>9,189.63</b>	<b>221.70</b>

<sup>42</sup> The numbers are not comparable with the numbers reported last year due to a reporting error in the 2013 report.

**Table 20. Amounts of OP contributions paid to the FEIs for energy efficiency and renewable energies and invested in final recipients at the end of 2014 (in EUR mln)**

1	2	3	3a	3b	3c	4	4a	5	5a	6	7		7a	8
N°	Member State	N° of FEIs (1)	out of which HF	out of which specific funds with a HF	out of which specific funds without a HF	OP contributions paid to FEIs (2)	out of which Structural Funds	OP contributions paid to specific funds (3)	out of which Structural Funds	OP contributions remaining in HFs	OP contributions paid to final recipients		out of which Structural Funds (4)	OP contributions remaining in specific funds
											in absolute amounts	in %		
1	BG	1	0	0	1	6.37	5.42	6.37	5.42	0.00	0.02	0%	0.02	6.35
2	CZ	1	1	0	0	24.48	20.80	0.00	0.00	24.48	0.00	0%	0.00	0.00
3	DE	1	0	0	1	4.00	4.00	4.00	4.00	0.00	0.51	13%	0.51	3.49
4	DK	2	0	0	2	17.07	6.60	17.07	6.60	0.00	15.67	92%	6.38	1.40
5	EE	1	0	0	1	66.71	17.74	66.71	17.74	0.00	66.71	100%	17.74	0.00
6	EL	2	1	1	0	241.00	200.26	73.83	61.48	167.17	67.21	28%	55.96	6.62
7	ES	2	1	1	0	85.71	68.57	85.71	68.57	0.00	30.11	35%	24.09	55.60
8	IT	9	4	4	1	112.58	50.87	91.40	50.87	21.18	4.43	4%	1.66	86.97
9	NL (4)	4	1	1	2	7.17	2.67	6.75	2.51	0.42	1.36	19%	0.62	5.39
10	SK	1	0	0	1	11.53	9.80	11.53	9.80	0.00	11.48	100%	9.76	0.05
11	UK	10	0	0	10	25.10	12.17	25.10	12.17	0.00	24.19	96%	11.66	0.91
<b>Total</b>		<b>34</b>	<b>8</b>	<b>7</b>	<b>19</b>	<b>601.72</b>	<b>398.90</b>	<b>388.47</b>	<b>239.16</b>	<b>213.25</b>	<b>221.70</b>	<b>37%</b>	<b>128.40</b>	<b>166.78</b>

(1) including: holding funds and specific fund implemented with and without a holding fund;

(2) paid to holding funds and directly to specific funds implemented without a holding;

(3) paid to specific funds implemented with and without a holding fund.

(4) Under the holding fund are specific funds for urban development and energy efficiency and renewable energy. The holding fund is listed therefore in both categories. The paid amounts are allocated according to the commitment per category

## V. Conclusions

### *Important messages from the data*

The data gathered in this summary demonstrate a moderate increase in the number of FEIs reported in 2014 compared to 2013, mainly because of improved reporting coverage and to a lesser degree of newly established FEIs. Financial implementation increased in terms of the volume of OP contributions paid to FEIs (12% of OPs contributions more at the end of 2014 in comparison to the figures reported for 2013). Steady progress can be also observed in the absorption of the OP contributions and Structural Funds, at the level of final recipients (57% or EUR 9.2 billion of OPs contribution paid to final recipients at the end of 2014). This is an increase of about 40% compared to last year's figure.

It has been clarified through the closure guidelines<sup>43</sup> that disbursements from FEIs to final recipients can take place beyond 2015. Nevertheless, in order for the audit authority to have sufficient time to carry out its work for the closure declaration the investments in final recipients should take place well in advance of the deadline of 31 March 2017. In addition, continued efforts will be needed to improve the implementation and absorption rates (see in Annex 1) in the light of the end of the current programming period.

Furthermore, the optional data on commitments show figures of EUR 17.1 billion. This means that in addition to the almost EUR 6.6 billion still to reach final recipients from the paid in amounts, there are a further EUR 1.0 billion financially committed in funding agreements and which have not yet been paid into any FEI. At the current stage of the programming period it is also appropriate to raise questions about use of these committed amounts.

At this time of the early stage of the implementation of the 2014-2020 programmes, where many financial instruments are designed it is important that managing authorities take into account the considerations of critical mass and economies of scale. While the overall amounts delivered through financial instruments should increase, this should not necessarily correspond to a multiplication in the number of regional or local instruments. While each case should be judged on its merits, the general policy line is that there should be consolidation of resources into national or supra-regional instruments, whenever suitable.

---

<sup>43</sup>Commission Decision amending Decision C(2013) 1573 on the approval of the guidelines on the closure of operational programmes adopted for assistance from the European Regional Development Fund, the European Social Fund and the Cohesion Fund (2007-2013).

In the 2007-2013 period there is a significant difference in allocations to FEIs in different sectors and their performance, with the focus mainly being on support of enterprise. In 2014-2020 the use of financial instruments is possible in all thematic objectives of ESI Funds. It is expected that especially in the area of energy efficiency and renewable energy the share of financial instruments will increase significantly.

It should be noted that there are significant differences in performance between Member States, but also between operational programmes within Member States. As financial engineering instruments are a demand driven form of support one can reasonably conclude that, in those Member States hit relatively stronger by the economic and financial crisis, the demand for FEI support has proven less strong than originally expected. For the 2014-2020 period supply will be better matched with demand because of the obligation to undertake ex-ante assessments before set-up of financial instruments and the phasing of payments to financial instruments link to actual absorption by final recipients.

### ***Lessons learned with regard to the next reporting exercises***

Only complete, reliable information, provided to the Commission within the regulatory deadline of 30<sup>th</sup> June enables the Commission services to issue a comprehensive annual summary on implementing and financing FEIs by 1<sup>st</sup> October of the same year. Therefore, early collection and transmission to the Commission of FEIs data by managing authorities can substantially contribute to the identification and elimination of potential gaps and errors in good time, namely before its official submission together with the annual implementation report.

Reporting methods used for FEIs operations by the fund managers (for example the EIB Group), although based on binding legal framework and detailed risk analysis, may potentially differ from the reporting methodology applied by the Commission. Therefore, the data collected and reported by respective funds managers and those transferred by managing authorities to the Commission under the Annual Implementation Report may sometimes be difficult to compare and to reconcile.

In this context, substantial efforts were made by both the Commission and Member States in the first half of 2015 to improve the quality of data, which paid off in the form of a more complete summary with fewer data anomalies and inconsistencies. Nevertheless, some problems regarding the quality of data remain and Member States are asked to pay particular attention to these elements for the 2015 reporting exercise (data of 31<sup>st</sup> December 2015 are

due by 30<sup>th</sup> June 2016) and the final report for the 2007-2013 period (due by 31<sup>st</sup> March 2017). This should also be seen in the light of the reporting requirements for the 2014-2020 period, where a more comprehensive set of data is requested from Member States<sup>44</sup>.

---

<sup>44</sup> The reporting requirements for financial instruments in the 2014-2020 period are laid down in article 46 of the Common Provision Regulation (EU) No 1303/2013.

## Annex 1. Aggregated data on the FEIs implemented in 2007-2013

Figure 10. Number of FEIs reported as set-up in Member States in the reporting exercise for 2011, 2012, 2013 and 2014

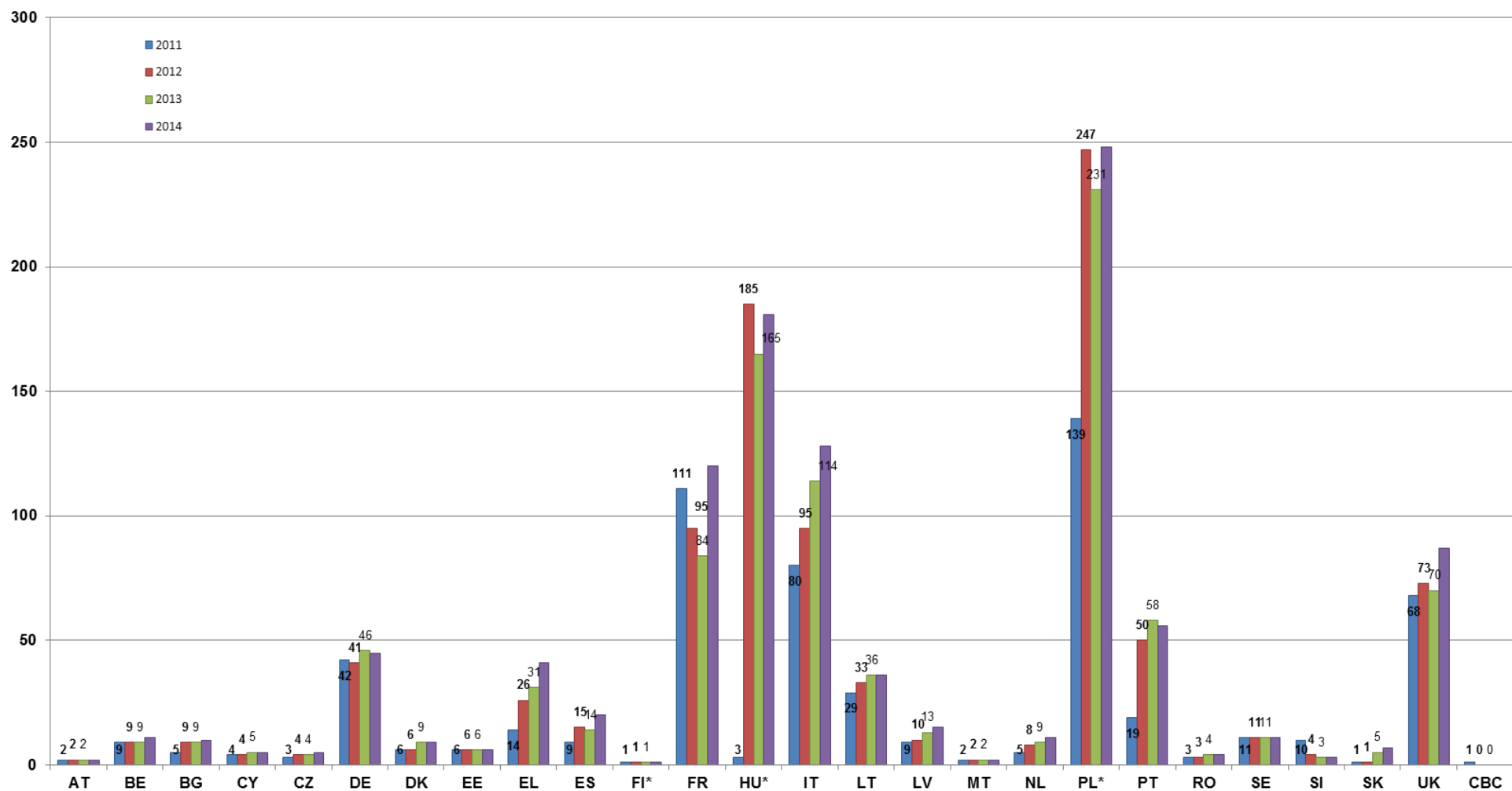


Table 21. Amounts of ESF OP contributions paid to the FEIs for enterprises and invested in final recipients at the end of 2014 (in EUR mln)

1	2	3	3a	3b	3c	4	4a	5	5a	6	7		7a	8
N°	Member State	N° of FEIs (1)	out of which HF	out of which specific funds with a HF	out of which specific funds without a HF	OP contributions paid to FEIs (2)	out of which ESF	OP contributions paid to specific funds (3)	out of which ESF	OP contributions remaining in HFs	OP contributions paid to final recipients		out of which ESF	OP contributions remaining in specific funds
											in absolute amounts	in %		
1	DE (4)	4	0	0	4	211.47	126.10	211.47	126.10	0.00	84.71	40%	104.33	126.76
2	DK	4	0	0	4	19.86	9.93	19.86	9.93	0.00	10.93	55%	5.36	8.93
3	EE	1	0	0	1	6.01	6.01	6.01	6.01	0.00	6.01	100%	6.01	0.00
5	IT (5)	20	2	2	16	515.07	261.27	500.07	250.02	15.00	161.23	32%	51.08	338.84
4	LT	2	1	1	0	14.48	14.48	14.48	14.48	0.00	14.48	100%	14.48	0.00
6	LV	1	0	0	1	25.81	12.82	25.81	12.82	0.00	23.77	92%	11.09	2.04
7	PL	21	1	1	19	36.53	31.05	36.00	30.60	0.53	17.27	48%	14.68	18.73
<b>Total</b>		<b>53</b>	<b>4</b>	<b>4</b>	<b>45</b>	<b>829.23</b>	<b>461.66</b>	<b>813.7</b>	<b>449.96</b>	<b>15.53</b>	<b>318.40</b>	<b>38%</b>	<b>207.03</b>	<b>495.30</b>

(1) including: holding funds and specific fund implemented with and without a holding fund;

(2) paid to holding funds and directly to specific funds implemented without a holding;

(3) paid to specific funds implemented with and without a holding fund;

(4) In Germany the payments to final recipient should be higher by approximately EUR 90 millions. There was an encoding error in a German OP. The actual total absorption should be therefore about 50% of contributions paid in to FEI.

(5) For on Italian FEI the payments to final recipients from the Structural Funds is missing in the reporting. The amount are approximately EUR 11m in Italy

**Table 22. FEIs for enterprises, urban development and energy efficiency/renewable energies implemented and financed in 25 Member States at the end of 2014 ( amounts in EUR mln)**

1	2	3	3a	3b	3c	4	4a	5	5a	6	OPs contributions paid to final recipients		7a	8											
											N°	MS			N° of FEIs (1)	out of which HF	out of which specific funds with a HF	out of which specific funds without a HF	OPs contributions paid to FEIs (2)	out of which Structural Funds	OPs contributions paid to specific funds (3)	out of which Structural Funds	OPs contributions remaining in HFs	in absolute amounts	in% of OPs contributions paid to FEIs
1	AT	2	0	0	2	26.79	10.27	26.79	10.27	0.00	13.25	49%	5.16	13.54											
2	BE	9	0	0	9	395.66	158.83	395.66	158.83	0.00	287.80	73%	115.68	107.86											
3	BG (4)	10	2	7	1	388.37	330.12	279.19	237.31	109.18	228.21	59%	152.17	50.98											
4	CY	5	1	4	0	20.00	17.00	9.83	8.35	10.17	12.65	63%	10.75	-2.82											
5	CZ	5	1	0	4	278.47	170.70	254.00	149.90	24.47	222.59	80%	122.35	31.41											
6	DE	45	0	0	45	1,554.12	964.35	1,554.12	964.35	0.00	1,265.38	81%	834.63	288.74											
7	DK	9	0	0	9	50.55	23.27	50.55	23.27	0.00	40.26	80%	17.93	10.29											
8	EE	6	0	0	6	200.00	124.67	200.00	124.67	0.00	190.91	95%	115.58	9.09											
9	EL	32	4	27	1	1,589.00	1,308.10	732.77	612.99	856.23	695.09	44%	577.13	37.68											
10	ES	16	4	5	7	1,233.75	950.09	1,140.80	882.04	92.95	329.94	27%	249.00	810.86											
11	FI	1	0	0	1	75.26	35.30	75.26	35.30	0.00	51.07	68%	24.39	24.19											
12	FR	120	2	17	101	418.68	230.32	372.70	201.93	45.98	309.93	74%	105.18	62.77											
13	HU	170	1	168	1	896.59	762.10	845.27	718.45	51.32	752.34	84%	639.14	92.93											
14	IT	128	20	23	85	4,460.39	2,787.15	4,089.55	2,568.77	370.84	1,427.00	32%	566.40	2,662.55											
15	LT	36	4	31	1	443.74	409.16	379.10	362.31	64.64	331.03	75%	331.03	48.07											
16	LV	15	1	10	4	215.80	160.33	176.41	129.14	39.39	144.83	67%	103.58	31.58											
17	MT	2	1	1	0	12.00	10.20	0.21	0.18	11.79	9.71	81%	8.26	-9.50											
18	NL	11	1	2	8	67.18	18.47	66.08	18.01	1.10	31.55	47%	11.42	34.53											
19	PL	248	15	139	94	1,190.38	1,004.12	1,283.14	1,066.85	-92.76	1,103.85	93%	901.80	179.29											
20	PT	56	3	44	9	476.68	375.61	448.78	264.99	27.90	385.50	81%	231.16	63.28											
21	RO	4	1	3	0	150.00	129.00	147.30	126.68	2.70	117.63	78%	101.16	29.67											
22	SE	11	0	0	11	156.80	72.05	156.80	72.05	0.00	121.33	77%	55.93	35.47											
23	SI	3	1	1	1	123.50	104.97	87.46	74.34	36.04	111.74	90%	84.88	-24.28											
24	SK	7	1	5	1	111.53	94.80	18.11	15.40	93.42	23.01	21%	19.56	-4.90											
25	UK	74	10	27	37	1,483.14	662.29	1,278.43	547.91	204.71	983.05	66%	417.14	295.38											
<b>Total</b>		<b>1025</b>	<b>73</b>	<b>514</b>	<b>438</b>	<b>16,018.38</b>	<b>10,913.27</b>	<b>14,068.31</b>	<b>9,374.29</b>	<b>1,950.07</b>	<b>9,189.63</b>	<b>57.4%</b>	<b>5,801.41</b>	<b>4,878.66</b>											
<b>ESF (5)</b>		<b>53</b>	<b>4</b>	<b>4</b>	<b>45</b>	<b>829.23</b>	<b>461.66</b>	<b>813.7</b>	<b>449.96</b>	<b>15.53</b>	<b>318.40</b>	<b>38.0%</b>	<b>207.03</b>	<b>495.3</b>											
<b>ERDF</b>		<b>972</b>	<b>69</b>	<b>510</b>	<b>393</b>	<b>15,189.15</b>	<b>10,451.61</b>	<b>13,254.61</b>	<b>8,924.33</b>	<b>1,934.54</b>	<b>8,871.23</b>	<b>58.4%</b>	<b>5,594.38</b>	<b>4,383.36</b>											

(1) including: holding funds and specific fund implemented with and without a holding fund;

(2) paid to holding funds and directly to specific funds implemented without a holding;

(3) paid to specific funds implemented with and without a holding fund;

(4) Numbers in Annex II for Bulgaria on payments to final recipients include double reporting on the JEREMIE financial instruments. This is corrected in this table.

(5) The numbers for payments to final recipients under ESF are too low due to reporting errors, thus leading to a too low absorption rate. The actual absorption rate after correction of mistakes is about 50%.



## Annex 2. FEIs country factsheets

### Legend

Country fiche reference	Data label	Data description
<b>I. Description and identification of the entities which implement the financial engineering instrument (FEI)</b>		
1	No.	Number of the FEI ( holding or specific fund)
2	Name of the fund	Name and address of the FEI (holding or specific fund)
3	Operational Programme(s)	Number of the ERDF/ESF programme providing contributions to the FEI.
4	Type of FEI:	NB: FEIs supported from the ESF OPs are highlighted in yellow in the country factsheets for DE, DK, IT, LT, LV and PL
a)	HF/specific fund	Holding fund or specific fund set-up with or without a holding fund
b)	Article 44, §1 (a) or (b) or (c) of Council Regulation (EC) No 1083/2006	The FEI attributable to Article 44, §1 (a) or (b) or (c) of Council Regulation (EC) No 1083/2006
5	Fund manager	Name and address of the holding fund or specific fund manager
6	Fund set-up	Year of the holding or specific fund set-up; in case of several agreements /contracts signed for different financial products offered under the same specific fund, year of the first agreement is reported
<b>II. Amounts of OP contributions paid to FEIs (HF or specific fund) at the end of 2014, in EUR million</b>		
7	Amounts of OP contributions paid to the fund (HF or specific fund)	Sum of columns 8,9 and 10
8	(out of which) Structural Funds	ERDF and ESF contributions paid to the holding/specific fund.
9	(out of which) national public co-financing	National public co-financing paid to the holding/specific fund.
10	(out of which) national private co-financing	National private co-financing paid to the holding/specific fund.
11	Management costs and fees	Management costs and fees, co-financed from SFs and national resources, paid to the holding/specific fund.
<b>III. Investments made by FEIs in final recipients at the end of 2014, in EUR million</b>		
12	Total number of financial products offered	Optional information; Sum of columns 13,14,15 and 16.
13	(out of which) loans	Number of loan products offered by the specific fund to final recipients.
14	(out of which) guarantees	Number of guarantee products offered by the specific fund to final recipients.
15	(out of which) equity/venture capital	Number of equity/venture capital products offered by the specific fund to final recipients.
16	(out of which) other financial products	Number of other financial products (interest rate subsidies, guarantee fee subsidies and equivalent measures) offered by the specific fund to final recipients.
17	OP contributions invested in final recipients	Operational Programme(s) financial support provided to final recipients through the FEI operations.
18	(out of which) loans	out of which support provided in loan products.
19	(out of which) guarantees	out of which support provided in guarantee products.
20	(out of which) equity/venture capital	out of which support provided in equity/venture capital products.
21	(out of which) other financial products	out of which support provided in other financial products.
22	SF contributions invested in final recipients	Structural Funds (ERDF or ESF) financial support provided to final recipients through the FEI operations.
23	(out of which) loans	out of which support provided in loan products.
24	(out of which) guarantees	out of which support provided in guarantee products.
25	(out of which) equity/venture capital	out of which support provided in equity/venture capital products.
26	(out of which) other financial products	out of which support provided in other financial products.

**Austria**

I. Description and identification of the entities which implement FEIs						II. Amounts of OP contributions paid to FEIs (HF or specific fund)					III. Investments made by FEIs in final recipients															
1	2	3	4		5	6	7=8+9+10	8	9	10	11	12=13+14+15+16	13	14	15	16	17=18+19+20+21	18	19	20	21	22=23+24+25+26	23	24	25	26
No.	Name of the fund	Operational Programme(s)	Type of FEI		Fund manager	Fund set-up	Amounts of OP contributions paid to the fund or set aside in case of guarantees (HF or specific fund)	out of which			Management costs and fees	Total number of financial products offered	out of which				OP contributions invested in final recipients	out of which				SF contributions invested in final recipients	out of which			
			a) HF/specific fund	b) Article 44, §1 (a) or (b) or (c)				Structural Funds	National public co-financing	National private co-financing			loans	guarantees	equity / venture capital	other products		loan	guarantee	equity / venture capital	other product		loan	guarantee	equity / venture capital	other product
1	BRB Burgenländische Risikokapital Beteiligungen AG, 7000 Eisenstadt, Österreich	2007AT161PO001	specific fund	Article 44 §1 (a)	BRB Burgenländische Risikokapital Management AG, 7000 Eisenstadt, Österreich	2010	15.70	7.50	2.50	5.70	0.99	15	8		7		8.10	3.62		4.48		3.87	1.73		2.14	
2	ÖO HightechFonds, Linz, Österreich	2007AT162PO002	specific fund	Article 44 §1 (a)	ÖO HightechFonds GmbH, Linz, Österreich	2011	11.09	2.77	2.77	5.55	0.60						5.15			5.15		1.29			1.29	

<b>TOTAL OP contributions provided</b>	<b>from MA to HF's</b>												0		0											
	<b>from HF's to specific funds</b>													0		0										
	<b>from MA directly to specific funds</b>	<b>26.79</b>	<b>10.2725</b>	<b>5.27</b>	<b>11.25</b>	<b>2.58</b>	<b>15</b>	<b>8</b>	<b>0</b>	<b>7</b>	<b>0</b>	<b>13.25</b>	<b>3.62</b>		<b>9.63</b>		<b>5.16</b>	<b>1.73</b>		<b>3.43</b>						

Belgium

I. Description and identification of the entities which implement FEIs						II. Amounts of OP contributions paid to FEIs (HF or specific fund)					III. Investments made by FEIs in final recipients																	
1	2	3	4		5	6	7=8+9+10	8	9	10	11	12=13+14+15+16	13	14	15	16	17=18+19+20+21	18	19	20	21	22=23+24+25+26	23	24	25	26		
No.	Name of the fund	Operational Programme(s)	Type of FEI		Fund manager	Fund set-up	Amounts of OP contributions paid to the fund or set aside in case of guarantees (HF or specific fund)	out of which			Management costs and fees	Total number of financial products offered	out of which				OP contributions invested in final recipients	out of which				out of which						
			a) HF/specific fund	b) Article 44, §1 (a) or (b) or (c)				Structural Funds	National public co-financing	National private co-financing			loans	guarantees	equity / venture capital	other products		loan	guarantee	equity / venture capital	other product	loan	guarantee	equity / venture capital	other product			
1	Loan Fund of FONDS DE CAPITAL A RISQUE - CONVERGENCE SA, GOSSELIES	2007BE161PO001	specific fund	Article 44 §1 (a)	Loan Fund of FONDS DE CAPITAL A RISQUE - CONVERGENCE SA, GOSSELIES	2009	68.46	27.38	41.07	0.00	0.00	172	172				57.17	57.17				22.87	22.87					
2	Loan Fund of IMBC - CONVERGENCE SA, MONS	2007BE161PO001	specific fund	Article 44 §1 (a)	Loan Fund of IMBC - CONVERGENCE SA, MONS	2009	72.29	28.92	43.38	0.00	0.00	235	235				49.66	49.66				19.86	19.86					
3	Loan Fund of NOVALLIA SA, LIEGE	2007BE161PO001	specific fund	Article 44 §1 (a)	Loan Fund of NOVALLIA SA, LIEGE	2009	33.50	13.40	20.10	0.00	0.00	86	86				17.00	17.00				6.80	6.80					
		2007BE162PO003					16.50	6.60	9.90	0.00	0.00	59	59				12.22	12.22				4.89	4.89					
4	Loan Fund of WAPICARIS SA, ATH	2007BE161PO001	specific fund	Article 44 §1 (a)	Loan Fund of WAPICARIS SA, ATH	2009	33.81	13.53	20.29	0.00	0.00	98	98				29.71	29.71				11.88	11.88					
5	Société des Cautions Mutuelles de Wallonie (SOCAMUT) SA, LIEGE	2007BE161PO001	specific fund	Article 44 §1 (a)	Société des Cautions Mutuelles de Wallonie (SOCAMUT) SA, LIEGE	2009	13.01	5.20	7.80	0.00	0.00	1558	441	1117			11.63	4.72	6.91			4.65	1.89	2.76				
		2007BE162PO003					15.87	6.35	9.52	0.00	0.00	1508	750	758			12.20	7.56	4.64			4.88	3.02	1.86				
6	BRUSOC Sa., Bruxelles	2007BE162PO001	specific fund	Article 44 §1 (a)	BRUSOC Sa., Bruxelles	2008	5.64	2.82	2.82		0.23	291	291				5.64	5.64				2.82	2.82					
7	Loan Fund of INNODEN2 SA, LIEGE	2007BE162PO003	specific fund	Article 44 §1 (a)	Loan Fund of INNODEN2 SA, LIEGE	2009	92.19	36.88	55.32	0.00	0.00	124	124				57.60	57.60				23.04	23.04					
8	Loan Fund of LUXEMBOURG DEVELOPPEMENT EUROPE SA, ARLON	2007BE162PO003	specific fund	Article 44 §1 (a)	Loan Fund of LUXEMBOURG DEVELOPPEMENT EUROPE SA, ARLON	2009	9.56	3.82	5.74	0.00	0.00	40	40				7.04	7.04				2.82	2.82					
9	Loan Fund of NAMUR DEVELOPPEMENT COMPETITIVITE SA, NAMUR	2007BE162PO003	specific fund	Article 44 §1 (a)	Loan Fund of NAMUR DEVELOPPEMENT COMPETITIVITE SA, NAMUR	2009	34.83	13.93	20.90	0.00	0.00	64	64				27.94	27.94				11.18	11.18					

TOTAL OP contributions provided	from MA to HF's														0	0												
	from HF's to specific funds														0	0												
	from MA directly to specific funds	395.66	158.83	236.83	0.00	0.23	4235	2360	1875	0	0	287.80	276.25	11.55								115.68	111.06	4.62				

Bulgaria

I. Description and identification of the entities which implement FEIs						II. Amounts of OP contributions paid to FEIs (HF or specific fund)					III. Investments made by FEIs in final recipients																	
1	2	3	4		5	6	7=8+9+10	8	9	10	11	12=13+14+15+16	13	14	15	16	17=18+19+20+21	18	19	20	21	22=23+24+25+26	23	24	25	26		
No.	Name of the fund	Operational Programme(s)	Type of FEI		Fund manager	Fund set-up	Amounts of OP contributions paid to the fund or set aside in case of guarantees (HF or specific fund)	out of which			Management costs and fees	Total number of financial products offered	out of which				OP contributions invested in final recipients	out of which				SF contributions invested in final recipients	out of which					
			a) HF/specific fund	b) Article 44 §1 (a) or (b) or (c)				Structural Funds	National public co-financing	National private co-financing			loans	guarantees	equity / venture capital	other products		loan	guarantee	equity / venture capital	other product		loan	guarantee	equity / venture capital	other product		
1	JESSICA HOLDING FUND BULGARIA, LUXEMBOURG	2007BG161PO001	HF	-	European Investment Bank	2010	33.00	28.05	4.95	0.00	2.25																	
1.1	"Fund for Sustainable Urban Development of Sofia" EAD, Sofia	2007BG161PO001	specific fund	Article 44 §1 (b)	"Fund for Sustainable Urban Development of Sofia" EAD, Sofia	2012	12.11	10.29	1.82	0.00	0.16	8	8	0	0		4.75	4.75	0.00	0.00		4.04	4.04	0.00	0.00			
1.2	Regional Urban Development Fund AD, Sofia	2007BG161PO001	specific fund	Article 44 §1 (b)	Regional Urban Development Fund AD, Sofia	2011	18.17	15.44	2.72	0.00	0.61	16	16		0		7.00	7.00		0.00		5.95	5.95		0.00			
2	"ДЖЕРЕМИ БЪЛГАРИЯ" ЕАД, РЕПУБЛИКА БЪЛГАРИЯ	2007BG161PO003	HF	-	European Investment Fund	2009	349.00	296.65	52.35	0.00	13.70																	
2.1	Гаранции, покриващи загуби на портфейл от заеми	2007BG161PO003	specific fund	Article 44 §1 (a)	Cibank, Procredit Bank, Raiffeisen Bank, Unicredit Bulbank, Обединена Българска Банка	2011	59.11	50.24	8.87	0.00	0.00	9356		9356			109.67		109.67			51.41		51.41				
2.2	Инструмент за промотиране на предприемачеството и предоставяне на първоначално финансиране	2007BG161PO003	specific fund	Article 44 §1 (a)	LAUNCHub, ELEVEN	2012	13.77	11.70	2.07	0.00	1.57	272				272	21.72			21.72		18.46			18.46			
2.3	Инструмент, предоставящ финансиране, чрез поделение на риска	2007BG161PO003	specific fund	Article 44 §1 (a)	Алианс Банк, Първа Инвестиционна Банка, Procredit Bank, Societe Generale, Експресбанк, Уникредит Булбанк, Райфайзенбанк, ДСК Банк	2012	164.00	139.40	24.60	0.00	0.22	4984	4984				295.09	295.09				250.83	250.83					
2.4	Фонд за рисков капитал	2007BG161PO003	specific fund	Article 44 §1 (a)	NEVEQ	2011	2.54	2.16	0.38	0.00	0.20	4			4		1.65		1.65		1.40			1.40				
2.5	Фонд(ове) за съфинансиране	2007BG161PO003	specific fund	Article 44 §1 (a)	Empower Capital и Black Peak Capital	2014	3.13	2.66	0.47	0.00	0.75	4			4		4.75		4.75		4.04			4.04				
3	Housing Renovation Fund, Sofia	2007BG161PO001	specific fund	Article 44 §1 (c)	Corporate Commercial Bank AD, legal entity - bank, Sofia	2012	6.37	5.42	0.96	0.00	0.33	18	18	0			0.02	0.02	0.00		0.02	0.02	0.00					

TOTAL OP contributions provided	from MA to HF's	382.00	324.70	57.30	0.00	15.95																						
	from HFs to specific funds	272.81	231.89	40.92	0.00	3.52	14644.00	5008.00	9356.00	280.00	0.00	444.62	306.83	109.67	28.12						336.12	260.81	51.41	23.90				
	from MA directly to specific funds	6.37	5.42	0.96	0.00	0.66	18.00	18.00	0.00		0.00	0.02	0.02	0.00							0.02	0.02	0.00					

Cyprus

I. Description and identification of the entities which implement FEIs						II. Amounts of OP contributions paid to FEIs (HF or specific fund)					III. Investments made by FEIs in final recipients																	
1	2	3	4		5	6	7=8+9+10	8	9	10	11	12=13+14+15+16	13	14	15	16	17=18+19+20+21	18	19	20	21	22=23+24+25+26	23	24	25	26		
No.	Name of the fund	Operational Programme(s)	Type of FEI		Fund manager	Fund set-up	Amounts of OP contributions paid to the fund or set aside in case of guarantees (HF or specific fund)	out of which			Management costs and fees	Total number of financial products offered	out of which				OP contributions invested in final recipients	out of which				SF contributions invested in final recipients	out of which					
			a) HF/specific fund	b) Article 44, §1 (a) or (b) or (c)				Structural Funds	National public co-financing	National private co-financing			loans	guarantees	equity / venture capital	other products		loan	guarantee	equity / venture capital	other product		loan	guarantee	equity / venture capital	other product		
1	JER008 - JEREMIE CYPRUS TRUST, CYPRUS	2007CY16UPO001	HF	-	European Investment Fund	2009	20.00	17.00	3.00	0.00	1.66																	
1.1	2nd Funded Risk Sharing Product (FRSP)	2007CY16UPO001	specific fund	Article 44 §1 (a)	Bank of Cyprus Public Company Ltd, Cyprus	2013	0.01	0.01	0.00	0.00	0.01	83	83					2.54	2.54					2.16	2.16			
1.2	First Loss Portfolio Guarantee (FLPG) for enterprises with business history more than 36 months	2007CY16UPO001	specific fund	Article 44 §1 (a)	Bank of Cyprus Public Company Ltd, Cyprus	2011	0.00	0.00	0.00	0.00	0.00	50		50				0.45		0.45				0.38		0.38		
1.3	First Loss Portfolio Guarantee (FLPG) for enterprises with business history up to 36 months	2007CY16UPO001	specific fund	Article 44 §1 (a)	Bank of Cyprus Public Company Ltd, Cyprus	2011	0.04	0.03	0.01	0.00	0.00	20		20				0.11		0.11				0.10		0.10		
1.4	Funded Risk Sharing Product (FRSP)	2007CY16UPO001	specific fund	Article 44 §1 (a)	Bank of Cyprus Public Company Ltd, Cyprus	2010	9.78	8.31	1.47	0.00	0.23	248	248					9.55	9.55					8.11	8.11			

TOTAL OP contributions provided	from MA to HF's	20.00	17.00	3.00	0.00	1.66					0.00	0.00	0.00	0.00															
	from HF's to specific funds	9.83	8.35	1.47	0.00	0.24	401.00	331.00	70.00	0.00	0.00	12.65	12.08	0.56									10.75	10.27	0.48				
	from MA directly to specific funds													0.00	0.00														

Czech Republic

I. Description and identification of the entities which implement FEIs						II. Amounts of OP contributions paid to FEIs (HF or specific fund)					III. Investments made by FEIs in final recipients																	
1	2	3	4		5	6	7=8+9+10	8	9	10	11	12=13+14+15+16	13	14	15	16	17=18+19+20+21	18	19	20	21	22=23+24+25+26	23	24	25	26		
No.	Name of the fund	Operational Programme(s)	Type of FEI		Fund manager	Fund set-up	Amounts of OP contributions paid to the fund or set aside in case of guarantees (HF or specific fund)	out of which			Management costs and fees	Total number of financial products offered	out of which				OP contributions invested in final recipients	out of which				SF contributions invested in final recipients	out of which					
			a) HF/specific fund	b) Article 44, §1 (a) or (b) or (c)				Structural Funds	National public co-financing	National private co-financing			loans	guarantees	equity / venture capital	other products		loan	guarantee	equity / venture capital	other product		loan	guarantee	equity / venture capital	other product		
1	STATE FUND FOR THE HOUSING DEVELOPMENT; PRAGUE	2007CZ16UPO002	HF	-	State Fund for the Housing Development, Czech Republic, Prague	2012	24.48	20.80	3.67	0.00	3.20																	
2	Credit Fund E 2007, Praha	2007CZ161PO004	specific fund	Article 44 §1 (a)	Českomoravská záruční a rozvojová banka, a. s., Praha	2007	75.45	64.13	11.32	0.00	0.00	569	569				72.47	72.47				61.60	61.60					
3	Guarantee Fund E 2007, Praha	2007CZ161PO004	specific fund	Article 44 §1 (a)	Českomoravská záruční a rozvojová banka, a. s., Praha	2007	159.05	69.19	89.86	0.00	0.00	5010		2067		2943	141.31		53.40		87.91	53.26		45.39		7.87		
4	Českomoravská záruční a rozvojová banka, a. s., Prague	2007CZ161PO010	specific fund	Article 44 §1 (b)	Českomoravská záruční a rozvojová banka, a. s., Prague	2012	2.57	2.19	0.39	0.00	0.22	1	1				0.83	0.83				0.71	0.71					
5	CONTERA, Urban Development Fund MS, s.r.o., Prague	2007CZ161PO010	specific fund	Article 44 §1 (b)	CONTERA, Urban Development Fund MS, s.r.o., Prague	2012	16.93	14.39	2.54	0.00	0.70	2	2				7.98	7.98				6.78	6.78					
TOTAL OP contributions provided		from MA to HF's		24.48	20.80	3.67	0.00	3.20								0.00												
		from HFs to specific funds															0.00											
		from MA directly to specific funds		254.00	149.90	104.10	0.00	0.91	5582.00	572.00	2067.00	0.00	2943.00	222.59	81.28	53.40		87.91	122.35	69.09	45.39		7.87					

Germany

I. Description and identification of the entities which implement FEIs						II. Amounts of OP contributions paid to FEIs (HF or specific fund)					III. Investments made by FEIs in final recipients																	
1	2	3	4		5	6	7=8+9+10	8	9	10	11	12=13+14+15+16	13	14	15	16	17=18+19+20+21	18	19	20	21	22=23+24+25+26	23	24	25	26		
No.	Name of the fund	Operational Programme(s)	Type of FEI		Fund manager	Fund set-up	Amounts of OP contributions paid to the fund or set aside in case of guarantees (HF or specific fund)	out of which			Management costs and fees	Total number of financial products offered	out of which				OP contributions invested in final recipients	out of which				out of which						
			a) HF/specific fund	b) Article 44 §1 (a) or (b) or (c)				Structural Funds	National public co-financing	National private co-financing			loans	guarantees	equity / venture capital	other products		loan	guarantee	equity / venture capital	other product	8F contributions invested in final recipients		out of which				
																						loan	guarantee	equity / venture capital	other product	loan	guarantee	equity / venture capital
1	Gründerfonds - "MikroSTARTer"	2007DE051PO003	specific fund	Article 44 §1 (a)	Investitions- und Förderbank Niedersachsen - NBank, Günther-Wagner-Allee 12-16, 30177 Hannover	2013	6.67	5.00	1.67	0.00	0.00	233	233				5.20	5.20				3.46	3.46					
2	Mikrodarlehensfonds Sachsen	2007DE051PO004	specific fund	Article 44 §1 (a)	Sächsische Aufbaubank Pirnaische Straße 9 01069 Dresden (Anstalt des öffentlichen Rechts)	2009	34.80	26.10	8.70	0.00	3.32	1857	1857				28.60	28.60				21.45	21.45					
3	Mikrokreditfonds Deutschland, Anschrift: Bundesministerium für Arbeit und Soziales, Wilhelmstr. 49, 10117 Berlin	2007DE05UPO001	specific fund	Article 44 §1 (a)	Investitions- und Förderbank Niedersachsen N-Bank, Günther-Wagner-Allee 12-16, 30177 Hannover, Rechtsform: Anstalt des öffentlichen Rechts Gesellschafter: Land Niedersachsen Anm. zu III.4	2009	100.00	57.50	42.50	0.00	0.18						10.00		10.00			57.50		57.50				
4	Mikromezaninfonds Deutschland - Bundesministerium für Wirtschaft und Energie	2007DE05UPO001	specific fund	Article 44 §1 (a)	Investitions- und Förderbank Niedersachsen N-Bank, Günther-Wagner-Allee 12-16, 30177 Hannover, Rechtsform: Anstalt des öffentlichen Rechts Gesellschafter: Land Niedersachsen		70.00	37.50	32.50	0.00	0.00						40.91		40.91			21.92		21.92				
5	Darlehensfonds Thüringen Dynamik	2007DE161PO001	specific fund	Article 44 §1 (a)	Thüringer Aufbaubank, Anstalt des öffentlichen Rechts, AG Jena HRA 102084	2010	120.00	90.00	30.00	0.00	0.45	363	363				120.33	120.33				90.33	90.33					
6	Darlehensfonds Thüringen Invest	2007DE161PO001	specific fund	Article 44 §1 (a)	Thüringer Aufbaubank, Anstalt des öffentlichen Rechts, AG Jena HR 102084	2008	25.00	18.75	6.25	0.00	1.82	652	652				23.89	23.89				17.64	17.64					
7	Thüringer Stadtentwicklungsfonds	2007DE161PO001	specific fund	Article 44 §1 (b)	Thüringer Aufbaubank, Anstalt des öffentlichen Rechts, AG Jena HRA 102084	2012	8.60	6.45	2.15	0.00	0.01	3	3				5.74	5.74				4.29	4.29					
8	BFB Frühphasenfonds Brandenburg GmbH, Potsdam	2007DE161PO002	specific fund	Article 44 §1 (a)	bmp media investors AG, Berlin (23.03.2010); 2. Verwalter wegen der Aufstockung um 5 Mio. EUR: bmp Beteiligungsmanagement AG, Berlin (Vertrag vom 05.09.2014)	2010	25.00	18.75	5.00	1.25	0.96	24			24		22.80		22.80			16.35		16.35				
9	BFB Wachstumsfonds Brandenburg GmbH, Potsdam	2007DE161PO002	specific fund	Article 44 §1 (a)	BC Brandenburg Capital GmbH, Potsdam; 2. Verwalter wegen der Aufstockung um 7,5 Mio. EUR: Investitionsbank des Landes Brandenburg, Anstalt des öffentlichen Rechts, Potsdam (Vertrag vom 20.01.2014)	2009	37.50	28.13	9.38	0.00	0.60	59			59		31.09		31.09			23.32		23.32				
10	Brandenburg-Kredit Mezzanine, Potsdam	2007DE161PO002	specific fund	Article 44 §1 (a)	Investitionsbank des Landes Brandenburg, Potsdam	2010	20.00	15.00	5.00	0.00	0.25	17	17				15.43	15.43				11.57	11.57					
11	SEF Stadtentwicklungsfonds ,Potsdam	2007DE161PO002	specific fund	Article 44 §1 (b)	Investitionsbank des Landes Brandenburg, Potsdam	2009	20.00	15.00	5.00	0.00	0.23	12	12				9.59	9.59				7.20	7.20					

Germany

I. Description and identification of the entities which implement FEIs					II. Amounts of OP contributions paid to FEIs (HF or specific fund)						III. Investments made by FEIs in final recipients																	
1	2	3	4		5	6	7=8+9+10				11	12=13+14+15+16	13	14	15	16	17=18+19+20+21	18	19	20	21	22=23+24+25+26	23	24	25	26		
			Type of FEI	Fund manager			Fund set-up	Amounts of OP contributions paid to the fund or set aside in case of guarantees (HF or specific fund)	out of which																		Management costs and fees	Total number of financial products offered
No.	Name of the fund	Operational Programme(s)	a) HF/specific fund		b) Article 44 §1 (a) or (b) or (c)	Structural Funds			National public co-financing	National private co-financing	loans	guarantees	equity / venture capital	other products	loan	guarantee	equity / venture capital	other product	8F contributions invested in final recipients	loan	guarantee	equity / venture capital	other product					
12	GRW-Ergänzungsdarlehen	2007DE161PO003	specific fund	Article 44 §1 (a)	Landesförderinstitut MV (LFI), Werkstr. 213, 19061 Schwerin, unselbstständiger Geschäftsbereich der Norddeutschen Landesbank Girozentrale (NORD/LB)	2008	0.00	0.00	0.00	0.00	0.00						18.20	18.20					18.20	18.20				
13	Klimaschutz-Darlehensfonds	2007DE161PO003	specific fund	Article 44 §1 (c)	Landesförderinstitut Mecklenburg-Vorpommern (LFI) Werkstraße 213 19061 Schwerin unselbstständiger Geschäftsbereich der Norddeutschen Landesbank Girozentrale (NORD/LB)	2013	4.00	4.00	0.00	0.00	0.00						0.51	0.51					0.51	0.51				
14	KMU-Darlehensfonds	2007DE161PO003	specific fund	Article 44 §1 (a)	Landesförderinstitut Mecklenburg-Vorpommern (LFI), Werkstraße 213 19061 Schwerin, unselbstständiger Geschäftsbereich der Norddeutschen Landesbank Girozentrale (NORD/LB)	2008	15.50	15.50	0.00	0.00	0.00						14.54	14.54					14.54	14.54				
15	Nachrangdarlehensprogramm "Darlehensfonds zur Verbesserung der regionalen Wirtschaftsstruktur"	2007DE161PO004	specific fund	Article 44 §1 (a)	Sächsische Aufbaubank - Förderbank -	2009	30.00	20.00	10.00	0.00	0.45	64	64				30.15	30.15					20.10	20.10				
16	Stadtentwicklungsfonds Sachsen	2007DE161PO004	specific fund	Article 44 §1 (b)	Sächsische Aufbaubank - Förderbank -, Dresden, Anstalt des öffentlichen Rechts	2012	3.68	2.78	0.90	0.00	0.11	1	1				2.80	2.80					2.10	2.10				
17	Technologiegründerfonds Sachsen	2007DE161PO004	specific fund	Article 44 §1 (a)	Technologiegründerfonds Sachsen Holding GmbH & Co KG, Löhstraße 16, 04105 Leipzig	2008	47.37	35.53	9.47	2.37	7.34	41			41		41.07				41.07		30.80		30.80			
18	Beteiligungsfonds Niedersachsen (Konvergenzgebiet)	2007DE161PO006	specific fund	Article 44 §1 (a)	Mittelständische Beteiligungsgesellschaft Niedersachsen mbH Hildesheimerstr. 6 30169 Hannover	2009	16.00	12.00	4.00	0.00	4.17	23			23		8.48				8.48		6.36		6.36			
19	Abfallinfrastruktur (Darlehensfonds)	2007DE161PO007	specific fund	Article 44 §1 (a)	Investitionsbank Sachsen-Anhalt, Domplatz 12, 39104 Magdeburg	2012	9.32	5.59	3.73	0.00	0.13	2	2				1.50	1.50					0.90	0.90				
20	KMU-Darlehensfonds Sachsen-Anhalt	2007DE161PO007	specific fund	Article 44 §1 (a)	Investitionsbank Sachsen-Anhalt, Domplatz 12, 39104 Magdeburg	2008	237.87	174.84	63.04	0.00	28.47	1158	1158				277.08	277.08					174.84	174.84				
21	Risikokapitalfonds II	2007DE161PO007	specific fund	Article 44 §1 (a)	Goodvent Beteiligungsmanagement GmbH & Co KG, Kanistr. 5, 39104 Magdeburg	2007	85.11	54.76	30.35	0.00	4.22	135			135		54.30				54.30							
22	SEED-Darlehensfonds (Initiativen im Rahmen der Existenzgründungsinitiative ego.)	2007DE161PO007	specific fund	Article 44 §1 (a)	Investitionsbank Sachsen-Anhalt, Domplatz 12, 39104 Magdeburg	2008	10.00	10.00	0.00	0.00	0.84	85	85				8.94	8.94					8.94	8.94				
23	BayBG Bayerische Beteiligungsgesellschaft mbH, München	2007DE162PO001	specific fund	Article 44 §1 (a)	BayBG Bayerische Beteiligungsgesellschaft mbH, München	2007	16.00	8.00		8.00	1.56	27			27		12.26				12.26		6.13		6.13			
24	Clusterfonds EFRE Bayern GmbH & Co. KG, Landshut	2007DE162PO001	specific fund	Article 44 §1 (a)	Bayern Kapital GmbH	2009	11.00	4.50	6.50		0.48	24			24		9.16				9.16		4.58		4.58			
25	LfA Förderbank Bayern, München	2007DE162PO001	specific fund	Article 44 §1 (a)	LfA Förderbank Bayern, München	2010	60.00	30.00	30.00		0.34	528	528				66.38	66.38					66.38	66.38				
26	S-Refit EFRE Fonds Bayern GmbH, Regensburg	2007DE162PO001	specific fund	Article 44 §1 (a)	S-Refit AG, Regensburg	2007	14.00	7.00		7.00	1.96	51			51		1.21				1.21		6.04		6.04			



Germany

I. Description and identification of the entities which implement FEIs						II. Amounts of OP contributions paid to FEIs (HF or specific fund)					III. Investments made by FEIs in final recipients															
1	2	3	4		5	6	7=8+9+10	8	9	10	11	12=13+14+15+16	13	14	15	16	17=18+19+20+21	18	19	20	21	22=23+24+25+26	23	24	25	26
No.	Name of the fund	Operational Programme(s)	Type of FEI		Fund manager	Fund set-up	Amounts of OP contributions paid to the fund or set aside in case of guarantees (HF or specific fund)	out of which			Management costs and fees	Total number of financial products offered	out of which				OP contributions invested in final recipients	out of which				out of which				
			a) HF/specific fund	b) Article 44 §1 (a) or (b) or (c)				Structural Funds	National public co-financing	National private co-financing			loans	guarantees	equity / venture capital	other products		loan	guarantee	equity / venture capital	other product	loan	guarantee	equity / venture capital	other product	
27	EFRE-Risikokapitalfonds Schleswig-Holstein II	2007DE162PO003	specific fund	Article 44 §1 (a)	Investitionsbank Schleswig-Holstein, Kiel	2007	45.64	21.00	16.22	8.42	0.00	219	212	0	7	0	38.23	38.06	0.00	0.17	0.00	16.05	15.99	0.00	0.06	0.00
28	EFRE-Seed- und Start-up-Fonds Schleswig-Holstein	2007DE162PO003	specific fund	Article 44 §1 (a)	Investitionsbank Schleswig-Holstein, Kiel	2012	4.70	3.00	1.38	0.32	0.00	17	16	0	1	0	2.31	0.99	0.00	1.32	0.00	1.15	0.50	0.00	0.66	0.00
29	Berlin Kapital, Berlin	2007DE162PO004	specific fund	Article 44 §1 (a)	Investitionsbank Berlin (IBB), Berlin	2009	13.00	6.50	6.50	0.00	0.70						3.35			3.35		1.67			1.67	
30	Berlin Mezzanine Fonds, Berlin	2007DE162PO004	specific fund	Article 44 §1 (a)	Investitionsbank Berlin (IBB), Berlin	2011	11.00	5.50	5.50	0.00	0.04						0.20	0.20				0.10	0.10			
31	KMU-Fonds, Berlin	2007DE162PO004	specific fund	Article 44 §1 (a)	Investitionsbank Berlin (IBB), Berlin	2008	91.56	45.78	45.78	0.00	16.39						71.30	71.30				35.65	35.65			
32	VC Fonds Kreativwirtschaft, Berlin	2007DE162PO004	specific fund	Article 44 §1 (a)	IBB Beteiligungsgesellschaft mbH (100 % subsidiary of Investitionsbank Berlin), Berlin	2007	32.00	16.00	16.00	0.00	4.73						27.74			27.74		13.87			13.87	
33	VC Fonds Technologie, Berlin	2007DE162PO004	specific fund	Article 44 §1 (a)	IBB Beteiligungsgesellschaft mbH (100 % subsidiary of Investitionsbank Berlin), Berlin	2007	47.00	23.50	23.50	0.00	7.97						41.30			41.30		20.65			20.65	
34	Hessen Kapital I GmbH, Frankfurt a.M.	2007DE162PO005	specific fund	Article 44 §1 (a)	BMH Beteiligungs- und Managementgesellschaft Hessen mbH, Frankfurt a.M.	2007	38.55	19.27	19.27	0.00	3.06	55				55	31.18			31.18		15.59			15.59	
35	JESSICA-Stadtentwicklungsfonds Hessen	2007DE162PO005	specific fund	Article 44 §1 (b)	Wirtschafts- und Infrastrukturbank Hessen rechtlich unselbständige Anstalt des öffentlichen Rechts in der Landesbank Hessen-Thüringen Girozentrale (Helaba), Offenbach a.M.	2011	10.00	5.00	5.00	0.00	0.00	13	13				8.96	8.96				4.48	4.48			
36	Kapital für Kleinunternehmen-Innovation plus, Offenbach a.M.	2007DE162PO005	specific fund	Article 44 §1 (a)	Wirtschafts- und Infrastrukturbank Hessen: rechtlich unselbständige Anstalt des öffentlichen Rechts in der Landesbank Hessen-Thüringen Girozentrale (Helaba); Offenbach a.M.	2011	1.09	0.54	0.54	0.00	0.03	7	7				1.09	1.09				0.54	0.54			
37	Mittelhessenfonds GmbH, Frankfurt a.M.	2007DE162PO005	specific fund	Article 44 §1 (a)	BMH Beteiligungs- und Managementgesellschaft Hessen mbH, Frankfurt a.M.	2008	8.50	4.25	4.25	0.00	0.96	13				13	7.95			7.95		3.98			3.98	
38	NRW/EU KWK-Investitionskredit	2007DE162PO007	specific fund	Article 44 §1 (a)	NRW.BANK, Kavalleriestr. 22, 40213 Düsseldorf	2012	39.78	19.39	20.39	0.00	0.05	38	38				28.55	28.55				13.92	13.92			
39	NRW/EU Investitionskapital	2007DE162PO007	specific fund	Article 44 §1 (a)	NRW.Bank, Kavalleriestr. 22, 40213 Düsseldorf	2007	65.00	32.50	32.50	0.00	1.44	173	173				59.37	59.37				29.69	29.69			
40	NRW/EU Mikrodarlehen	2007DE162PO007	specific fund	Article 44 §1 (a)	NRW.Bank, Kavalleriestr. 22, 40231 Düsseldorf	2008	14.50	7.25	7.25	0.00	1.86	598	598				11.86	11.86				5.93	5.93			
41	Beteiligungsfonds Wirtschaftsförderung Mannheim GmbH	2007DE162PO008	specific fund	Article 44 §1 (a)	Rittershaus Management und Beteiligungs GmbH Mannheim	2011	1.40	0.70	0.70	0.00	0.19	7				7	1.27			1.27		0.64			0.64	
42	Innovationsstarter Fonds Hamburg, Hamburg	2007DE162PO009	specific fund	Article 44 §1 (a)	IFB Innovationsstarter GmbH, (former Innovationsstarter Hamburg GmbH), Hamburg	2011	12.00	6.00	6.00	0.00	1.22	32	15			17	5.75	4.86		0.89		2.88	2.43		0.45	
43	Beteiligungsfonds Niedersachsen (RWB-Gebiet)	2007DE162PO010	specific fund	Article 44 §1 (a)	Mittelständische Beteiligungsgesellschaft Niedersachsen mbH Hildesheimerstr. 6 30169 Hannover	2009	40.00	20.00	20.00	0.00	4.03	50				50	27.95			27.95		13.97			13.97	

Germany

I. Description and identification of the entities which implement FEIs						II. Amounts of OP contributions paid to FEIs (HF or specific fund)					III. Investments made by FEIs in final recipients															
1	2	3	4		5	6	7=8+9+10	8	9	10	11	12=13+14+15+16	13	14	15	16	17=18+19+20+21	18	19	20	21	22=23+24+25+26	23	24	25	26
No.	Name of the fund	Operational Programme(s)	Type of FEI		Fund manager	Fund set-up	Amounts of OP contributions paid to the fund or set aside in case of guarantees (HF or specific fund)	out of which			Management costs and fees	Total number of financial products offered	out of which				OP contributions invested in final recipients	out of which				SF contributions invested in final recipients	out of which			
			a) HF/specific fund	b) Article 44 §1 (a) or (b) or (c)				Structural Funds	National public co-financing	National private co-financing			loans	guarantees	equity / venture capital	other products		loan	guarantee	equity / venture capital	other product		loan	guarantee	equity / venture capital	other product
44	Regionalfonds Hannover Beteiligungsfonds	2007DE162PO010	specific fund	Article 44 §1 (a)	Enjoy Venture Management GmbH, Vahrenwalder Straße 7 30165 Hannover	2009	24.00	12.00	12.00	0.00	3.09	39			39		19.03			19.03		9.51			9.51	
45	Innovationsfonds Rheinland-Pfalz	2007DE162PO011	specific fund	Article 44 §1 (a)	Wagnisfinanzierungsgesellschaft für Technologieförderung in Rheinland-Pfalz mbH (WFT), Holzhofstraße 4, 55116 Mainz	2008	27.00	13.50	13.50	0.00	1.11	138			138		17.85			17.85		8.92			8.92	

TOTAL OP contributions provided	from MA to HF's																									
	from HF's to specific funds																									
	from MA directly to specific funds	1554.12	964.34877	562.42	27.36	107.40	6758	6047	0	711	0	1265.38	854.11	10.00	401.27	0.00	834.63	571.66	57.50	205.47	0.00					

Denmark

I. Description and identification of the entities which implement FEIs						II. Amounts of OP contributions paid to FEIs (HF or specific fund)					III. Investments made by FEIs in final recipients																
1	2	3	4		5	6	7=8+9+10	8	9	10	11	12=13+14+15+16	13	14	15	16	17=18+19+20+21	18	19	20	21	22=23+24+25+26	23	24	25	26	
No.	Name of the fund	Operational Programme(s)	Type of FEI		Fund manager	Fund set-up	Amounts of OP contributions paid to the fund or set aside in case of guarantees (HF or specific fund)	out of which			Management costs and fees	Total number of financial products offered	out of which				OP contributions invested in final recipients	out of which				SF contributions invested in final recipients	out of which				
			a) HF/specific fund	b) Article 44 §1 (a) or (b) or (c)				Structural Funds	National public co-financing	National private co-financing			loans	guarantees	equity / venture capital	other products		loan	guarantee	equity / venture capital	other product		loan	guarantee	equity / venture capital	other product	
1	"Fonden CAT Invest Zealand CIZ 2B" CAT Innovation A/S, Universitetsparken 7, DK-4000 Roskilde	2007DK052PO001	specific fund	Article 44 §1 (a)	CAT Forsknings- og Teknologipark A/S, Universitetsparken 7, DK-4000 Roskilde	2013	1.70	0.85		0.85	0.00	8	4			4		1.96	0.40			1.56		0.87	0.24		0.63
2	Midtjysk Iværksætterfond, c/o Væksthus Midtjylland, Åbogade 15, 8200 Aarhus N	2007DK052PO001	specific fund	Article 44 §1 (a)	Nupark Accelerace Management A/S, København	2011	4.54	2.27		2.27	0.00	24	24					3.57	2.63			0.94		1.79	1.32		0.47
3	Syddansk Lånefond til Yderområde, Vestergade 26, 6500 Vejens	2007DK052PO001	specific fund	Article 44 §1 (a)	Accelerace Management, Vestergade 26, 6500 Vejens	2011	1.75	0.88	0.18	0.70	0.00	6	6					1.64	1.64					0.82	0.82		
4	Wellfare Tech Invest, Vestergade 26, 6500 Vejens	2007DK052PO001	specific fund	Article 44 §1 (a)	Accelerace Management, Vestergade 26, 6500 Vejens	2011	11.87	5.94	3.49	2.45	0.00	35	24			11		3.76	2.55			1.21		1.88	1.28		0.60
5	"Fonden CAT Invest Zealand CIZ 2A" CAT Innovation A/S, Universitetsparken 7, DK-4000 Roskilde	2007DK162PO001	specific fund	Article 44 §1 (a)	CAT Forsknings- og Teknologipark A/S, Universitetsparken 7, DK-4000 Roskilde	2013	4.04	2.02		2.02		13	6			7		4.95	0.94			4.01		1.89	0.62		1.28
6	"Fonden CAT Invest Zealand" Cat Innovation A/S, Universitetsparken 7, DK-4000 Roskilde.	2007DK162PO001	specific fund	Article 44 §1 (c)	CAT Forsknings- og Teknologipark A/S, Universitetsparken 7, DK - 4000 Roskilde	2010	9.06	4.03	5.03		0.79	26	12			14		8.24	2.47			5.77		3.66	1.10		2.56
7	"Nordjysk Lånefond, Niels Jernes Vej 10, 9220 Aalborg Øst"	2007DK162PO001	specific fund	Article 44 §1 (a)	"Liva Consult Aps, Niels Jernes Vej 10, 9220 Aalborg Øst"	2009	9.18	4.52	4.66		0.00	46	46					8.24	8.24					4.06	4.06		
8	"VF Kapital" Væksthush Sjælland, Marienbergvej 132, 4760 Vordingborg	2007DK162PO001	specific fund	Article 44 §1 (a)	Væksthush Sjælland, Marienbergvej 132, 4760 Vordingborg	2013	0.40	0.20		0.20		7.00	7.00					0.47	0.47					0.23	0.23		
9	Accelerace Invest, Fruebjergvej 3, 2100 København Ø	2007DK162PO001	specific fund	Article 44 §1 (c)	Accelerace Management, Fruebjergvej 3, København	2009	8.01	2.57	5.44			57.00	51.00			6.00		7.42	7.04			0.38		2.72	2.49		0.23

TOTAL OP contributions provided	from MA to HF's													0.00		0.00												
	from HF's to specific funds															0.00												
	from MA directly to specific funds	50.55	23.27	18.80	8.48	1.58	222.00	180.00	0.00	42.00	0.00	40.26	26.39			13.87						17.93	12.15			5.77		

Estonia

I. Description and identification of the entities which implement FEIs						II. Amounts of OP contributions paid to FEIs (HF or specific fund)					III. Investments made by FEIs in final recipients																
1	2	3	4		5	6	7=8+9+10	8	9	10	11	12=13+14+15+16	13	14	15	16	17=18+19+20+21	18	19	20	21	22=23+24+25+26	23	24	25	26	
No.	Name of the fund	Operational Programme(s)	Type of FEI		Fund manager	Fund set-up	Amounts of OP contributions paid to the fund or set aside in case of guarantees (HF or specific fund)	out of which			Management costs and fees	Total number of financial products offered	out of which				OP contributions invested in final recipients	out of which				SF contributions invested in final recipients	out of which				
			a) HF/specific fund	b) Article 44 §1 (a) or (b) or (c)				Structural Funds	National public co-financing	National private co-financing			loans	guarantees	equity / venture capital	other products		loan	guarantee	equity / venture capital	other product		loan	guarantee	equity / venture capital	other product	
1	Programme "Start-up and micro loan guarantees", Estonia	2007EE051PO001	specific fund	Article 44 §1 (a)	Foundation KredEx, Estonia	2008	6.01	6.01	0.00	0.00	0.00	353		353			6.01		6.01			6.01		6.01			
2	Programme "Export credit insurance", Estonia	2007EE161PO001	specific fund	Article 44 §1 (a)	Foundation KredEx, Estonia	2009	12.78	12.78	0.00	0.00	0.00	57				57	12.78				12.78	12.78					12.78
3	Programme "Loan guarantees and capital loans", Estonia	2007EE161PO001	specific fund	Article 44 §1 (a)	Foundation KredEx, Estonia	2008	28.08	27.93	0.15	0.00	0.00	271	16	255			28.08	6.67	21.41			27.93	6.67	21.26			
4	Programme "Subordinated loan", Estonia	2007EE161PO001	specific fund	Article 44 §1 (a)	Foundation KredEx, Estonia	2011	17.34	17.34	0.00	0.00	0.00	33	33				8.25	8.25				8.25	8.25				
5	Temporary support programme to improve loan capital availability for enterprises, Estonia	2007EE161PO001	specific fund	Article 44 §1 (a)	Foundation KredEx, Estonia	2009	69.07	42.86	26.20	0.00	0.00	157	157				69.07	69.07				42.86	42.86				
6	Programme "Renovation loan for apartment buildings", Estonia	2007EE161PO002	specific fund	Article 44 §1 (c)	Foundation KredEx, Estonia	2008	66.71	17.74	48.97	0.00	0.00	639	639				66.71	66.71				17.74	17.74				

TOTAL OP contributions provided	from MA to HF's																										
	from HF's to specific funds																										
	from MA directly to specific funds	200.00	124.67	75.33	0.00	0.00	1510.00	845.00	608.00	0.00	57.00	190.91	150.70	27.43		12.78	115.58	75.52	27.27							12.78	

## Greece

I. Description and identification of the entities which implement FEIs						II. Amounts of OP contributions paid to FEIs (HF or specific fund)					III. Investments made by FEIs in final recipients																							
1	2	3	4		5	6	7=8+9+10	8	9	10	11	12=13+14+15+16	13	14	15	16	17=18+19+20+21	18	19	20	21	22=23+24+25+26	23	24	25	26								
No.	Name of the fund	Operational Programme(s)	Type of FEI		Fund manager	Fund set-up	Amounts of OP contributions paid to the fund or set aside in case of guarantee (HF or specific fund)	out of which			Management costs and fees	Total number of financial products offered	out of which				OP contributions invested in final recipients	out of which				out of which												
			a) HF/specific fund	b) Article 44, §1 (a) or (b) or (c)				Structural Funds	National public co-financing	National private co-financing			loans	guarantees	equity / venture capital	other products		loan	guarantee	equity / venture capital	other product	loan	guarantee	equity / venture capital	other product									
1	ENERGY SAVINGS IN EXISTING HOUSING, ATHENS	2007GR161PO001	HF	-	National Entrepreneurship and Development Fund (ETEAN SA), GREECE, ATHENS	2010	107.00	90.95	16.05	0.00	0.00																							
		2007GR161PO005					15.00	12.75	2.25	0.00	0.00																							
		2007GR161PO006					66.00	56.10	9.90	0.00	0.00																							
		2007GR161PO008					33.00	28.05	4.95	0.00	0.00																							
		2007GR16UPO001					16.00	10.41	5.59	0.00	0.00																							
		2007GR16UPO002					4.00	2.00	2.00	0.00	0.07																							
1.1	1st Instrument of Energy Saving in existing housing	2007GR161PO006	specific fund	Article 44 §1 (c)	National Bank of Greece, Greece -Alpha Bank, Greece -Eurobank, Greece -Piraeus Bank, Greece	2011	9.96	8.46	1.49	0.00	0.84	6254	6254				0	8.93	8.15				0.78	7.59	6.93				0.66					
		2007GR161PO008					19.97	16.97	2.99	0.00	1.68	12432.00	12432.00					0.00	18.20	16.60					1.60	15.47	14.11				1.36			
		2007GR16UPO001					4.29	2.79	1.50	0.00	0.35	2617.00	2617.00					0.00	3.90	3.82						0.08	2.54	2.49				0.05		
		2007GR16UPO002					1.20	0.60	0.60	0.00	0.07	498.00	498.00					0.00	1.12	0.78							0.34	0.56	0.39				0.17	
		2007GR161PO001					25.29	21.49	3.79	0.00	2.21	16345.00	16345.00					0.00	22.79	21.77							1.02	19.37	18.50				0.87	
		2007GR161PO005					13.12	11.16	1.97	0.00	0.82	6084.00	6084.00					0.00	12.26	10.71							1.55	10.42	9.11				1.32	
2	ENTREPRENEURSHIP FUND (TEPIX) (ATHENS)	2007GR161PO001	HF	-	National Entrepreneurship and Development Fund (ETEAN SA), GREECE, ATHENS	2010	195.16	165.88	29.27	0.00	0.09																							
		2007GR161PO006					197.93	168.24	29.69	0.00	0.12																							
		2007GR161PO008					88.54	75.26	13.28		0.05																							
		2007GR16UPO001					22.01	17.95	4.06	0.00	0.01																							
		2007GR16UPO002					36.36	18.50	17.86	0.00	0.01																							
2.1	Action A - GENERAL ENTREPRENEURSHIP	2007GR161PO006	specific fund	Article 44 §1 (a)	ALPHABANK- GREECE	2011	0.00	0.00	0.00	0.00	0.00	0	0				0.00	0.00					0.00	0.00										
		2007GR161PO008					0.00	0.00	0.00	0.00	0.00																							
		2007GR16UPO001					0.00	0.00	0.00	0.00	0.00	0	0					0.00	0.00							0.00	0.00							
		2007GR16UPO002					0.00	0.00	0.00	0.00	0.00	0	0					0.00	0.00								0.00	0.00						
2.2	Action C - YOUTH ENTREPRENEURSHIP	2007GR161PO006	specific fund	Article 44 §1 (a)	NATIONAL BANK OF GREECE- GREECE	2011	0.00	0.00	0.00	0.00	0.00	0	0				0.00	0.00					0.00	0.00										
		2007GR161PO008					0.00	0.00	0.00	0.00	0.00	0	0					0.00	0.00						0.00	0.00								
		2007GR16UPO001					0.00	0.00	0.00	0.00	0.00	0	0					0.00	0.00							0.00	0.00							
		2007GR16UPO002					0.00	0.00	0.00	0.00	0.00	0	0					0.00	0.00								0.00	0.00						
2.3	Action D - OUTTURN COMPETITIVENESS OF ENTREPRISES	2007GR161PO001	specific fund	Article 44 §1 (a)	EUROBANK- GREECE	2011	5.40	4.59	0.81	0.00	0.00	36	36				5.39	5.39					4.58	4.58										
		2007GR161PO006					21.24	18.05	3.19	0.00	0.00	136	136					21.22	21.22							18.03	18.03							
		2007GR161PO008					7.36	6.26	1.10	0.00	0.00	41	41					7.35	7.35							6.25	6.25							
		2007GR16UPO001					1.58	1.29	0.29	0.00	0.00	11	11					1.58	1.58								1.28	1.28						
		2007GR16UPO002					1.58	0.80	0.77	0.00	0.00	10	10					1.58	1.58								0.80	0.80						
2.4	Action F - INNOVATIVE ENTREPRENEURSHIP- SUPPLY CHAIN, FOOD, DRINK	2007GR161PO006	specific fund	Article 44 §1 (a)	PIREAS BANK- GREECE	2011	0.00	0.00	0.00	0.00	0.00	0	0				0.00	0.00					0.00	0.00										
		2007GR161PO008					0.00	0.00	0.00	0.00	0.00	0	0					0.00	0.00						0.00	0.00								
		2007GR16UPO001					0.00	0.00	0.00	0.00	0.00	0	0					0.00	0.00							0.00	0.00							
		2007GR16UPO002					0.00	0.00	0.00	0.00	0.00	0.00	0.00					0.00	0.00								0.00	0.00						

## Greece

I. Description and identification of the entities which implement FEIs						II. Amounts of OP contributions paid to FEIs (HF or specific fund)					III. Investments made by FEIs in final recipients																				
1	2	3	4		5	6	7=8+9+10	8	9	10	11	12=13+14+15+16	13	14	15	16	17=18+19+20+21	18	19	20	21	22=23+24+25+26	23	24	25	26					
No.	Name of the fund	Operational Programme(s)	Type of FEI		Fund manager	Fund set-up	Amounts of OP contributions paid to the fund or set aside in case of guarantee (HF or specific fund)	out of which			Management costs and fees	Total number of financial products offered	out of which				OP contributions invested in final recipients	out of which				out of which									
			a) HF/specific fund	b) Article 44 §1 (a) or (b) or (c)				Structural Funds	National public co-financing	National private co-financing			loans	guarantees	equity / venture capital	other products		loan	guarantee	equity / venture capital	other product	loan	guarantee	equity / venture capital	other product						
2.5	ACTION H: ISLAND FUND	2007GR161PO001	specific fund	Article 44 §1 (a)	1. NATIONAL BANK OF GREECE 2. PANCRETIAN BANK 3. BANK OF CHANIA 4. PIREAUS BANK	2013	16.79	14.27	2.52	0.00	0.00	931.00	931.00					16.79	16.79				14.27	14.27							
		2007GR161PO006					0.12	0.11	0.02	0.00	0.00	8.00	8.00								0.12	0.12				0.11	0.11				
		2007GR16UPO001					0.53	0.43	0.10	0.00	0.00	26	26									0.53	0.53				0.43	0.43			
		2007GR16UPO002					4.50	2.29	2.21	0.00	0.00	200	200									4.50	4.50				2.29	2.29			
2.6	ACTION Z: BUSINESS RESTART	2007GR161PO001	specific fund	Article 44 §1 (a)	1.ALPHA BANK(EMPORIKI BANK)/2.EUROBANK(New T Hellenic Postbank,New Proton Bank)/3.NATIONAL BANK OF GREECE(PROBANK)/4.PIRAEUS BANK(BANK OF CYPRUS)/5.ATTICA BANK/6.PANCRETIAN BANK/7.BANK OF THESSALY/8.BANK OF KARDITSA/9.BANK OF CHANIA/10.BANK OF EPIRUS	2013	50.05	42.54	7.51	0.00	0.00	1159	1159					50.03	50.03				42.53	42.53							
		2007GR161PO006					58.36	49.60	8.75	0.00	0.00	1236	1236								58.34	58.34				49.59	49.59				
		2007GR161PO008					36.46	30.99	5.47	0.00	0.00	733	733									36.45	36.45				30.98	30.98			
		2007GR16UPO001					6.09	4.97	1.12	0.00	0.00	146	146									6.09	6.09				4.96	4.96			
		2007GR16UPO002					6.50	3.31	3.20	0.00	0.00	142	142									6.50	6.50				3.31	3.31			
2.7	Action E - THEME TOURISM, DISALINATION, WASTE MANAGEMENT, GREEN INFRASTRUCTURE, GREEN IMPLEMENTATIONS, RES	2007GR161PO001	specific fund	Article 44 §1 (a)	NATIONAL BANK OF GREECE	2011	14.58	12.39	2.19	0.00	0.00	241	241					14.57	14.57				12.38	12.38							
		2007GR161PO006					2.39	2.03	0.36	0.00	0.00	25	25								2.37	2.37				2.01	2.01				
		2007GR161PO008					4.16	3.54	0.62	0.00	0.00	67	67									4.15	4.15				3.53	3.53			
		2007GR16UPO001					1.64	1.34	0.30	0.00	0.00	25	25									1.64	1.64				1.34	1.34			
		2007GR16UPO002					0.60	0.31	0.30	0.00	0.00	13	13									0.60	0.60				0.31	0.31			
2.8	ACTION IA- GUARANTEE FUND	2007GR161PO001	specific fund	Article 44 §1 (a)	1. EUROBANK 2. ALPHA BANK 3. PANCRETIAN BANK 4. BANK OF THESSALY	2013	2.17	1.85	0.33	0.00	0.00	138		138				2.16		2.16			1.83		1.83						
		2007GR161PO006					5.99	5.09	0.90	0.00	0.00	295		295							5.97		5.97			5.08		5.08			
		2007GR161PO008					3.24	2.76	0.49	0.00	0.00	118		118								3.23		3.23			2.75		2.75		
		2007GR16UPO001					0.36	0.29	0.07	0.00	0.00	19		19								0.35		0.35			0.29		0.29		
		2007GR16UPO002					0.41	0.21	0.20	0.00	0.00	21		21								0.41		0.41			0.21		0.21		
3	JER001 - JEREMIE HOLDING FUND, GREECE	2007GR161PO001	HF	-	European Investment Fund	2007	50.00	42.50	7.50	0.00	3.31																				
		2007GR161PO002					70.00	59.50	10.50	0.00	2.99																				
		2007GR161PO006					70.50	59.93	10.58		3.61																				
		2007GR161PO008					44.00	37.40	6.60		1.88																				
		2007GR16UPO001					11.50	9.38	2.12		0.59																				
		2007GR16UPO002					4.00	2.04	1.96		0.20																				
3.1	Early Stage Risk Capital Instrument for ICT (Elkonos)	2007GR161PO002	specific fund	Article 44 §1 (a)	Elkonos JEREMIE GP, S.a.r.l., Luxembourg	2012	1.92	1.63	0.29	0.00	0.23	1			1			1.68			1.68			0.00		0.00					
		2007GR161PO006					2.98	2.54	0.45	0.00	0.40										2.58		2.58			2.20		2.20			
		2007GR161PO008					0.21	0.18	0.03	0.00	0.21	0							0												
3.2	Early Stage Risk Capital Instrument for ICT (Odyssey)	2007GR161PO002	specific fund	Article 44 §1 (a)	Odyssey, S.C.A., SICAV, Luxembourg	2013	2.03	1.73	0.31	0.00	0.28	2			2			1.75			1.75			0.00		0.00					
		2007GR161PO008					2.25	1.91	0.34	0.00	0.25	2					2			2.00		2.00			1.70		1.70				
		2007GR161PO006					3.61	3.07	0.54	0.00	0.48										3.12		3.12			2.65		2.65			

Greece

I. Description and identification of the entities which implement FEIs						II. Amounts of OP contributions paid to FEIs (HF or specific fund)					III. Investments made by FEIs in final recipients																																					
1	2	3	4		5	6	7=8+9+10				11	12=13+14+15+16				13	14	15	16	17=18+19+20+21				18	19	20	21	22=23+24+25+26				23	24	25	26													
No.	Name of the fund	Operational Programme(s)	Type of FEI		Fund manager	Fund set-up	Amounts of OP contributions paid to the fund / or set aside in case of guarantee (HF or specific fund)	out of which			Management costs and fees	Total number of financial products offered	out of which				OP contributions invested in final recipients	out of which				SF contributions invested in final recipients	out of which																									
			a) HF/specific fund	b) Article 44, §1 (a) or (b) or (c)				Structural Funds	National public co-financing	National private co-financing			loans	guarantees	equity / venture capital	other products		loan	guarantee	equity / venture capital	other product		loan	guarantee	equity / venture capital	other product																						
3.3	Funded Risk Sharing Product for Entrepreneurship - Eurobank Ergasias	2007GR161PO001	specific fund	Article 44 §1 (a)	Eurobank Ergasias S.A., Greece	2012	5.76	4.89	0.86	0.00	0.06	63	63					6.35	6.35					5.40	5.40																							
		2007GR161PO006					9.25	7.86	1.39	0.00	0.07																																					
		2007GR161PO008					3.35	2.85	0.50	0.00	0.03																																					
		2007GR16UPO001					0.36	0.29	0.07	0.00	0.00																																					
		2007GR16UPO002					0.00	0.00	0.00	0.00	0.00																																					
3.4	Funded Risk Sharing Product for Entrepreneurship (Piraeus)	2007GR161PO001	specific fund	Article 44 §1 (a)	Piraeus Bank S.A., Greece	2014	0.00	0.00	0.00	0.00	0.00	0	0					0.00	0.00					0.00	0.00																							
		2007GR161PO006					0.00	0.00	0.00	0.00	0.00																																					
		2007GR161PO008					0.00	0.00	0.00	0.00	0.00																																					
		2007GR16UPO001					0.00	0.00	0.00	0.00	0.00																																					
		2007GR16UPO002					0.00	0.00	0.00	0.00	0.00																																					
3.5	Funded Risk Sharing Product for Entrepreneurship - National bank of Greece	2007GR161PO001	specific fund	Article 44 §1 (a)	National bank of Greece S.A., Greece	2013	0.58	0.49	0.09	0.00	0.01	74	74					1.50	1.50					1.27	1.27																							
		2007GR161PO006					0.44	0.38	0.07	0.00	0.01																																					
		2007GR161PO008					0.52	0.44	0.08	0.00	0.01																																					
		2007GR16UPO001					0.34	0.28	0.06	0.00	0.00																																					
		2007GR16UPO002					0.16	0.08	0.08	0.00	0.00																																					
3.6	Funded Risk Sharing Product for ICT (Alpha)	2007GR161PO002	specific fund	Article 44 §1 (a)	Alpha Bank S.A., Greece	2011	0.07	0.06	0.01	0.00	0.00	1	1					0.07	0.07					0.06	0.06																							
		2007GR161PO006					0.76	0.65	0.11	0.00	0.02																																					
		2007GR161PO008					0.23	0.20	0.04	0.00	0.00																																					
		2007GR16UPO001					0.00	0.00	0.00	0.00	0.00																																					
		2007GR16UPO002					0.02	0.01	0.01	0.00	0.00																																					
3.7	Funded Risk Sharing Product for ICT (Emporiki)	2007GR161PO002	specific fund	Article 44 §1 (a)	Emporiki Bank S.A., Greece	2011	0.00	0.00	0.00	0.00	0.00	0	0					0.00	0.00					0.00	0.00																							
		2007GR161PO006					0.00	0.00	0.00	0.00	0.00																																					
		2007GR161PO008					0.00	0.00	0.00	0.00	0.00																																					
		2007GR16UPO001					0.00	0.00	0.00	0.00	0.00																																					
		2007GR16UPO002					0.00	0.00	0.00	0.00	0.00																																					
3.8	Funded Risk Sharing Product for ICT (NBG)	2007GR161PO002	specific fund	Article 44 §1 (a)	National bank of Greece S.A., Greece	2011	0.02	0.02	0.00	0.00	0.00	1	1					0.02	0.02					0.02	0.02																							
		2007GR161PO006					0.61	0.52	0.09	0.00	0.02																																					
		2007GR16UPO001					0.00	0.00	0.00	0.00	0.00																																					
		2007GR16UPO002					0.00	0.00	0.00	0.00	0.00																																					
		2007GR161PO008					0.01	0.01	0.00	0.00	0.00																																					
3.9	Funded Risk Sharing Product for Microloans Alpha Bank	2007GR161PO001	specific fund	Article 44 §1 (a)	Alpha Bank S.A., Greece	2011	0.25	0.21	0.04	0.00	0.01	29	29					0.24	0.24					0.20	0.20																							
		2007GR161PO006					1.08	0.92	0.16	0.00	0.03																																					
		2007GR161PO008					0.12	0.10	0.02	0.00	0.00																																					
		2007GR16UPO001					0.06	0.05	0.01	0.00	0.00																																					

Greece

I. Description and identification of the entities which implement FEIs						II. Amounts of OP contributions paid to FEIs (HF or specific fund)					III. Investments made by FEIs in final recipients																					
1	2	3	4		5	6	7=8+9+10	8	9	10	11	12=13+14+15+16	13	14	15	16	17=18+19+20+21	18	19	20	21	22=23+24+25+26	23	24	25	26						
No.	Name of the fund	Operational Programme(s)	Type of FEI		Fund manager	Fund set-up	Amounts of OP contributions paid to the fund / or set aside in case of guarantees (HF or specific fund)	out of which			Management costs and fees	Total number of financial products offered	out of which				OP contributions invested in final recipients	out of which				out of which										
			a) HF/specific fund	b) Article 44 §1 (a) or (b) or (c)				Structural Funds	National public co-financing	National private co-financing			loans	guarantees	equity / venture capital	other products		loan	guarantee	equity / venture capital	other product	loan	guarantee	equity / venture capital	other product							
																										loan	guarantee	equity / venture capital	other product			
3.10	Funded Risk Sharing Product for Microloans, Alpha Bank S.A., Greece	2007GR16UPO002	specific fund	Article 44 §1 (a)	Alpha Bank S.A., Greece	2011	0.12	0.06	0.06	0.00	0.00							0.12	0.12				0.06	0.06								
		2007GR161PO001					6.59	5.60	0.99	0.00	0.12	144	144								6.47	6.47				5.50	5.50					
		2007GR161PO006					4.35	3.70	0.65	0.00	0.08											4.27	4.27				3.63	3.63				
		2007GR161PO008					3.95	3.36	0.59	0.00	0.07												3.89	3.89				3.30	3.30			
		2007GR16UPO001					1.11	0.91	0.21	0.00	0.02												1.09	1.09				0.89	0.89			
		2007GR16UPO002					0.36	0.18	0.17	0.00	0.01												0.35	0.35				0.18	0.18			
3.11	Funded Risk Sharing Product for SMEs - National bank of Greece	2007GR161PO001	specific fund	Article 44 §1 (a)	National bank of Greece S.A., Greece	2011	13.74	11.68	2.06	0.00	0.42	530	530					13.32	13.32				11.32	11.32								
		2007GR161PO006					4.40	3.74	0.66	0.00	0.17										4.23	4.23				3.59	3.59					
		2007GR161PO008					4.01	3.41	0.60	0.00	0.14											3.87	3.87				3.29	3.29				
		2007GR16UPO001					1.43	1.17	0.26	0.00	0.05												1.38	1.38				1.12	1.12			
		2007GR16UPO002					0.37	0.19	0.18	0.00	0.02												0.35	0.35				0.18	0.18			
3.12	Seed/TT Risk Capital Instrument for ICT (OPENFUND)	2007GR161PO002	specific fund	Article 44 §1 (a)	OPENFUND A.E.D.A.K.E.S, Athens, Greece	2012	1.52	1.29	0.23	0.00	0.13	5			5			1.60				1.60	0.00			0.00						
		2007GR161PO006					3.12	2.66	0.47	0.00	0.18										2.83				2.83	2.40		2.40				
		2007GR161PO008					0.55	0.47	0.08	0.00	0.10	1										0.31				0.31	0.26		0.26			
3.13	Seed/TT Risk Capital Instrument for ICT (Piraeus)	2007GR161PO002	specific fund	Article 44 §1 (a)	Piraeus JEREMIE Technology Catalyst Management S.A., Athens, Greece	2012	0.88	0.75	0.13	0.00	0.19	3			3			0.69				0.69	0.00			0.00						
		2007GR161PO006					2.51	2.13	0.38	0.00	0.29										2.22				2.22	1.89		1.89				
		2007GR161PO008					0.16	0.14	0.02	0.00	0.16	0										0				0						
4	JESSICA HOLDING FUND FOR GREECE	2007GR161PO005	HF	-	European Investment Bank	2010	10.00	8.00	2.00	0.00	0.04																					
		2007GR161PO006					50.00	37.50	12.50	0.00	0.21																					
		2007GR161PO007					53.00	41.81	11.19	0.00	0.22																					
		2007GR161PO008					45.00	36.76	8.24	0.00	0.19																					
		2007GR16UPO001					75.00	53.89	21.11	0.00	0.31																					
		2007GR16UPO002					25.00	19.69	5.31	0.00	0.10																					
4.1	Urban Development Fund for Crete 5 Ikarou Avenue, Heraklion, Crete	2007GR16UPO002	specific fund	Article 44 §1 (b)	Pancretan Cooperative Bank Ltd, 5 Ikarou Avenue, Heraklion, Crete, Greece	2011	1.66	1.32	0.34	0.00	0.21						0.37	0.37			0.00	0.30	0.30		0.00							
4.2	URBAN DEVELOPMENT FUND IN ATTICA, WESTERN GREECE IONIAN ISLANDS AND OP ENVIRONMENT AND SUSTAINABLE DEVELOPMENT 86, Eolou Street, GR-10232 Athens Greece	2007GR161PO005	specific fund	Article 44 §1 (b)	National Bank of Greece SA, 86, Eolou Street, GR-10232 Athens Greece	2011	0.54	0.43	0.11	0.00	0.14							0.00	0.00			0.00	0.00	0.00		0.00						
		2007GR161PO006					10.07	7.55	2.52	0.00	0.59										7.90	7.90			0.00	5.93	5.93		0.00			
		2007GR161PO007					1.14	0.90	0.23	0.00	0.29											0.00	0.00			0.00	0.00	0.00		0.00		
4.3	URBAN DEVELOPMENT FUND IN CENTRAL MACEDONIA & THESSALY 4, Amerikis street, Athens, Greece	2007GR161PO008	specific fund	Article 44 §1 (b)	Piraeus Bank S.A., 4, Amerikis street, Athens, Greece	2012	1.02	0.84	0.17	0.00	0.27							0.00	0.00			0.00	0.00	0.00		0.00						
		2007GR16UPO001					1.02	0.82	0.20	0.00	0.27											0.00	0.00			0.00	0.00	0.00		0.00		



Greece

I. Description and identification of the entities which implement FEIs						II. Amounts of OP contributions paid to FEIs (HF or specific fund)					III. Investments made by FEIs in final recipients																		
1	2	3	4		5	6	7=8+9+10	8	9	10	11	12=13+14+15+16	13	14	15	16	17=18+19+20+21	18	19	20	21	22=23+24+25+26	23	24	25	26			
No.	Name of the fund	Operational Programme(s)	Type of FEI		Fund manager	Fund set-up	Amounts of OP contributions paid to the fund / or set aside in case of guarantee (HF or specific fund)	out of which			Management costs and fees	Total number of financial products offered	out of which				OP contributions invested in final recipients	out of which				out of which							
			a) HF/specific fund	b) Article 44 §1 (a) or (b) or (c)				Structural Funds	National public co-financing	National private co-financing			loans	guarantees	equity / venture capital	other products		loan	guarantee	equity / venture capital	other product	loan	guarantee	equity / venture capital	other product				
																										SF contributions invested in final recipients	loan	guarantee	equity / venture capital
4.4	URBAN DEVELOPMENT FUND IN EASTERN MACEDONIA & THRACE, NORTH AEGEAN, WESTERN MACEDONIA & EPIRUS 24-B Kifissias Ave., 151 25 Maroussi, Greece	2007GR161PO008	specific fund	Article 44 §1 (b)	Investment Bank of Greece SA, 24-B Kifissias Ave., 151 25 Maroussi, Greece	2012	1.97	1.58	0.39	0.00	0.97						1.00	1.00		0.00		0.80	0.80		0.00				
							0.58	0.46	0.12	0.00	0.58						0.00	0.00		0.00		0.00	0.00		0.00	0.00		0.00	
							0.39	0.30	0.09	0.00	0.39						0.00	0.00		0.00		0.00	0.00		0.00	0.00		0.00	
4.5	URBAN DEVELOPMENT FUND IN PELOPONNESE AND MAINLAND GREECE 8 Othonos str., GR-10557 Athens Greece	2007GR16UPO001	specific fund	Article 44 §1 (b)	EFG Eurobank Ergasias S.A. 8 Othonos str., GR-10557 Athens Greece	2012	1.31	0.85	0.46	0.00	0.00						0.00	0.00				0.00	0.00						
		2007GR161PO007					0.97	0.76	0.21	0.00	0.00					0.00	0.00				0.00	0.00				0.00	0.00		
5	HELTEP SMEs Guarantee Fund	2007GR161PO001	specific fund	Article 44 §1 (a)	European Investment Bank	2012	102.00	86.70	15.30	0.00	0.22	5		5			101.59		101.59			86.35		86.35					
		2007GR161PO006					103.68	88.13	15.55		0.22	5		5		96.32		96.32		81.87		81.87							
		2007GR161PO008					79.92	67.93	11.99		0.17	5		5		70.67		70.67		60.07		60.07							
		2007GR16UPO001					11.46	9.35	2.11		0.02	5		5		7.80		7.80		6.36		6.36							
		2007GR16UPO002					2.94	1.50	1.44		0.01	5		5		2.93		2.93		1.49		1.49							

TOTAL OP contributions provided	from MA to HF's	1289.00	1054.50	234.50	0.00	14.00		0.00		0.00	0.00														
	from HF's to specific funds	432.77	359.39	73.39	0.00	13.98	50863.00	50258.00	591.00	14.00	0.00	415.78	379.50	12.13	18.78	5.38	340.98	315.29	10.16	11.10	4.43				
	from MA directly to specific funds	300.00	253.60	46.40	0.00	0.63	25.00		25.00			279.31		279.31		236.15		236.15							

Spain

I. Description and identification of the entities which implement FEIs						II. Amounts of OP contributions paid to FEIs (HF or specific fund)					III. Investments made by FEIs in final recipients																								
1	2	3	4		5	6	7=8+9+10	8	9	10	11	12=13+14+15+16	13	14	15	16	17=18+19+20+21	18	19	20	21	22=23+24+25+26	23	24	25	26									
No.	Name of the fund	Operational Programme(s)	Type of FEI		Fund manager	Fund set-up	Amounts of OP contributions paid to the fund or set aside in case of guarantees (HF or specific fund)	out of which			Management costs and fees	Total number of financial products offered	out of which				OP contributions invested in final recipients	out of which				SF contributions invested in final recipients	out of which												
			a) HF/specific fund	b) Article 44, §1 (a) or (b) or (c)				Structural Funds	National public co-financing	National private co-financing			loans	guarantees	equity / venture capital	other products		loan	guarantee	equity / venture capital	other product		loan	guarantee	equity / venture capital	other product									
1	FONDO DE CARTERA JESSICA-FIDAE-FONDO DE INVERSIÓN EN DIVERSIFICACIÓN Y AHORRO DE ENERGÍA-	2007ES161PO001	HF	-	European Investment Bank	2011	6.71	4.70	2.01	0.00	0.16																								
		2007ES161PO002					0.53	0.37	0.16	0.00	0.01																								
		2007ES161PO003					0.58	0.41	0.17	0.00	0.02																								
		2007ES161PO005					29.18	20.43	8.75	0.00	0.69																								
		2007ES161PO006					21.17	14.82	6.35	0.00	0.50																								
		2007ES161PO007					19.89	15.91	3.98	0.00	0.47																								
		2007ES161PO008					16.92	13.54	3.38	0.00	0.40																								
		2007ES162PO009					9.86	6.90	2.96	0.00	0.35																								
		2007ES162PO010					15.94	11.16	4.78	0.00	0.56																								
		2007ES162PO011					6.86	5.14	1.71	0.00	0.16																								
1.1	BANCO BILBAO VIZCAYA ARGENTARIA, S.A., Plaza de San Nicolás, 4, 48005 Bilbao	2007ES161PO001	specific fund	Article 44 §1 (b)	BANCO BILBAO VIZCAYA ARGENTARIA, S.A., Plaza de San Nicolás, 4, 48005 Bilbao	2012	0.06	0.05	0.01	0.00	0.06	0.00	0.00	0.00	0.00	0.00	0.00	0.00	0.00	0.00	0.00	0.00	0.00	0.00	0.00	0.00	0.00	0.00	0.00						
		2007ES161PO002					0.00	0.00	0.00	0.00	0.00	0.00	0.00	0.00	0.00	0.00	0.00	0.00	0.00	0.00	0.00	0.00	0.00	0.00	0.00	0.00	0.00	0.00	0.00	0.00	0.00	0.00			
		2007ES161PO005					2.34	1.87	0.47	0.00	0.25	2.00	2.00	0.00	0.00	0.00	2.10	2.10	0.00	0.00	0.00	0.00	0.00	0.00	0.00	1.68	1.68	0.00	0.00	0.00	0.00	0.00			
		2007ES161PO006					0.79	0.63	0.16	0.00	0.18	3	3				0.61	0.61								0.49	0.49								
		2007ES161PO007					2.39	1.91	0.48	0.00	0.17	2	2	0	0	0	2.23	2.23	0.00	0.00	0.00	0.00	0.00	0.00	0.00	1.78	1.78	0.00	0.00	0.00	0.00	0.00			
		2007ES161PO008					1.68	1.34	0.34	0.00	0.14	6	6	0	0	0	1.53	1.53	0.00	0.00	0.00	0.00	0.00	0.00	0.00	1.23	1.23	0.00	0.00	0.00	0.00	0.00			
		2007ES162PO011					0.06	0.05	0.01	0.00	0.06	0	0	0	0	0	0.00	0.00	0.00	0.00	0.00	0.00	0.00	0.00	0.00	0.00	0.00	0.00	0.00	0.00	0.00	0.00			
1.2	Fondo de Cartera JESSICA-FIDAE-Fondo de Inversión en Diversificación y Ahorro de Energía-	2007ES161PO003	specific fund	Article 44 §1 (b)	European Investment Bank	2011	0.58	0.41	0.17	0.00	0.02	0	0				0.00	0.00				0.00	0.00												
		2007ES162PO009					9.86	6.90	2.96	0.00	0.35	1	1	0	0	0	2.55	2.55	0.00	0.00	0.00	0.00	0.00	1.79	1.79	0.00	0.00	0.00	0.00						
2	JEREMIE EXTREMADURA	2007ES161PO006	HF	-	European Investment Fund	2011	24.60	15.12	3.78	5.70	0.00																								
2.1	Banco Santander	2007ES161PO006	specific fund	Article 44 §1 (a)	Banco Santander	2012	24.60	15.12	3.78	5.70	0.20	0	0				13.80	13.80				11.04	11.04												
3	JEREMIE-IDEA	2007ES161PO008	HF	-	AGENCIA IDEA	2009	378.01	302.21	75.80	0.00	7.30																								
3.1	JEREMIE-IDEA	2007ES161PO008	specific fund	Article 44 §1 (a)	AGENCIA IDEA	2009	379.01	303.21	75.80	0.00	7.30	63	63			0	129.30	112.97				16.33	103.44	90.39			13.05								
4	JESSICA-ANDALUCÍA	2007ES161PO008	HF	-	European Investment Bank	2009	85.71	68.57	17.14	0.00	10.52																								
4.1	JESSICA-ANDALUCÍA	2007ES161PO008	specific fund	Article 44 §1 (c)	Banco Europeo de Inversiones	2009	85.71	68.57	17.14	0.00	10.52	0	0	0	0	0	30.11	30.11	0.00	0.00	0.00	24.09	24.09	0.00	0.00	0.00									
5	INSTRUMENTO FINANCIERO JEREMIE DE APOYO A LAS PYMES INDUSTRIALES	2007ES161PO008	specific fund	Article 44 §1 (a)	AGENCIA DE INNOVACION Y DESARROLLO DE ANDALUCÍA (IDEA)	2014	0.79	0.79	0.00	0.00	0.00	0	0				0.98	0.98				0.79	0.79												

Spain

I. Description and identification of the entities which implement FEIs					II. Amounts of OP contributions paid to FEIs (HF or specific fund)						III. Investments made by FEIs in final recipients																
1	2	3	4		5	6	7=8+9+10	8	9	10	11	12=13+14+15+16	13	14	15	16	17=18+19+20+21	18	19	20	21	22=23+24+25+26	23	24	25	26	
No.	Name of the fund	Operational Programme(s)	Type of FEI		Fund manager	Fund set-up	Amounts of OP contributions paid to the fund or set aside in case of guarantees (HF or specific fund)	out of which			Management costs and fees	Total number of financial products offered	out of which				OP contributions invested in final recipients	out of which				SF contributions invested in final recipients	out of which				
			a) HF/specific fund	b) Article 44 §1 (a) or (b) or (c)				Structural Funds	National public co-financing	National private co-financing			loans	guarantees	equity / venture capital	other products		loan	guarantee	equity / venture capital	other product		loan	guarantee	equity / venture capital	other product	
6	JEREMIE. Barcelona.	2007ES162PO006	specific fund	Article 44 §1 (a)	Instruments Financiers per a Empreses Innovadores, IFEM, SLU, Barcelona.	2008	50.00	25.00	25.00	0.00	1.26	3	1	1	1	0	21.16	1.13	13.22	3.83	2.98	10.58	0.56	6.61	1.91	1.49	
7	FONDO DE PRESTAMOS Y GARANTIAS PARA LA PROMOCION DE PROYECTOS EMPRESARIALES DE INNOVACION (INNOPYME)	2007ES162PO011	specific fund	Article 44 §1 (a)	SODECAN, Sociedad para el Desarrollo de Canarias, SA.	2013	20.00	17.00	3.00	0.00	0.60	0	0	0	0	0	0.00	0.00	0.00	0.00	0.00	0.00	0.00	0.00	0.00	0.00	0.00
8	JEREMIE. Canarias.	2007ES162PO011	specific fund	Article 44 §1 (a)	SODECAN	2012	20.00	17.00	3.00	0.00	0.50	2	1	1	0	0	1.20	0.99	0.21	0.00	0.00	1.02	0.84	0.18	0.00	0.00	
9	CDTI-INNOVA	2007ES16UPO001	specific fund	Article 44 §1 (a)	CDTI, Centro para el Desarrollo Tecnológico e Industrial, entidad pública empresarial adscrita al Ministerio de Economía y Competitividad.	2012	142.65	109.24	33.41	0.00	0.00	157	157	0	0	0	49.58	49.58	0.00	0.00	0.00	35.70	35.70	0.00	0.00	0.00	
10	ICO-CDTI-GARANTIAS	2007ES16UPO001	specific fund	Article 44 §1 (a)	ICO, Instituto de Crédito Oficial.	2009	70.00	53.17	16.83	0.00	0.54	692	0	692	0	0	70.00	0.00	70.00	0.00	0.00	52.16	0.00	52.16	0.00	0.00	
11	ICO INNOVACION-FONDO TECNOLÓGICO	2007ES16UPO001	specific fund	Article 44 §1 (a)	ICO, Instituto de Crédito Oficial.	2013	314.33	248.61	65.72	0.00	0.00	11	11	0	0	0	4.29	4.29	0.00	0.00	0.00	2.88	2.88	0.00	0.00	0.00	

TOTAL OP contributions provided	from MA to HF's	615.99	479.29	131.00	5.70	21.13																					
	from HF's to specific funds	523.03	411.23	106.10	5.70	19.80	78.00	78.00	0.00	0.00	0.00	182.72	166.39	0.00	0.00	16.33	145.87	132.82	0.00	0.00	13.05						
	from MA directly to specific funds	617.77	470.81	146.96	0.00	11.59	865.00	170.00	694.00	1.00	0.00	147.21	56.97	83.43	3.83	2.98	103.13	40.77	58.95	1.91	1.49						

**Finland**

I. Description and identification of the entities which implement FEIs						II. Amounts of OP contributions paid to FEIs (HF or specific fund)					III. Investments made by FEIs in final recipients																
1	2	3	4		5	6	7=8+9+10	8	9	10	11	12=13+14+15+16	13	14	15	16	17=18+19+20+21	18	19	20	21	22=23+24+25+26	23	24	25	26	
No.	Name of the fund	Operational Programme(s)	Type of FEI		Fund manager	Fund set-up	Amounts of OP contributions paid to the fund or set aside in case of guarantees (HF or specific fund)	out of which			Management costs and fees	Total number of financial products offered	out of which				OP contributions invested in final recipients	out of which				SF contributions invested in final recipients	out of which				
			a) HF/specific fund	b) Article 44, §1 (a) or (b) or (c)				Structural Funds	National public co-financing	National private co-financing			loans	guarantees	equity / venture capital	other products		loan	guarantee	equity / venture capital	other product		loan	guarantee	equity / venture capital	other product	
1	Finnvera plc, Helsinki	2007F1162PO001	specific fund	Article 44 §1 (a)	Equity: Veraventure plc, Helsinki	2007	33.01	16.51	16.51		1.93	3092	3085			7		22.83	15.18	4.50	3.14		11.41	7.59	2.25	1.57	
		2007F1162PO002					18.98	9.49	9.49		1.14	1477	1471			6		15.41	9.49	3.67	2.25		7.70	4.74	1.84	1.12	
		2007F1162PO003					16.30	6.52	9.78		0.99	1647	1631			16		7.95	4.99	0.55	2.41		3.18	2.00	0.22	0.96	
		2007F1162PO004					6.97	2.79	4.18		0.44	1034	1027			7		4.89	2.70	0.78	1.42		2.10	1.08	0.31	0.71	

<b>TOTAL OP contributions provided</b>	<b>from MA to HF's</b>																										
	<b>from HF's to specific funds</b>																										
	<b>from MA directly to specific funds</b>	75.26	35.30	39.96		13.49	7250.00	7214.00	0.00	36.00	0.00	51.07	32.36	9.50	9.21		24.39	15.41	4.62	4.36							

France

I. Description and identification of the entities which implement FEIs					II. Amounts of OP contributions paid to FEIs (HF or specific fund)						III. Investments made by FEIs in final recipients																							
1	2	3	4		5	6	7=8+9+10	8	9	10	11	12=13+14+15+16	13	14	15	16	17=18+19+20+21	18	19	20	21	22=23+24+25+26	23	24	25	26								
No.	Name of the fund	Operational Programme(s)	Type of FEI		Fund manager	Fund set-up	Amounts of OP contributions paid to the fund or set aside in case of guarantees (HF or specific fund)	out of which			Management costs and fees	Total number of financial products offered	out of which				OP contributions invested in final recipients	out of which				SF contributions invested in final recipients	out of which											
			a) HF/specific fund	b) Article 44 §1 (a) or (b) or (c)				Structural Funds	National public co-financing	National private co-financing			loans	guarantees	equity / venture capital	other products		loan	guarantee	equity / venture capital	other product		loan	guarantee	equity / venture capital	other product								
1	Fonds de capital à risque de proximité FIG 2 (géré par Alyse Guyane – Cayenne - n° 30807).	2007FR161PO001	specific fund	Article 44 §1 (a)	Alyse Guyane – Société par actions simplifiée Chez CCIG Place de l'esplanade BP 49 97321 Cayenne cedex	2010	2.40	1.60	0.80	0.00	0.00	8				8						2.13					1.42					1.42		
2	Fonds de garantie d'emprunt bancaire (fonds DOM géré par l'Agence Française de développement AFD - Cayenne - n° 31609).	2007FR161PO001	specific fund	Article 44 §1 (a)	AFD Etablissement public national à caractère industriel ou commercial non doté d'un comptable public. 5 rue Roland Barthes 75012 PARIS 12	2012	6.33	3.16	3.16	0.00	0.00																							
3	Fonds de micro-prêt d'honneur (géré par l'ADIE Association pour le droit à l'initiative économique – Cayenne).	2007FR161PO001	specific fund	Article 44 §1 (a)	Association pour le droit à l'initiative économique 9220 Association déclarée 139 BD de Sébastopol – 75002 PARIS 2	2009	0.25	0.15	0.09	0.00	0.00	306	306					0.31	0.31															
4	Fonds de prêt d'honneur (géré par Réseau Entreprendre Guyane – Cayenne - n° 30460).	2007FR161PO001	specific fund	Article 44 §1 (a)	Association Réseau Entreprendre Guyane 9220 Association déclarée 1 Pl Victor Schoelcher 97300 CAYENNE	2010	0.47	0.32	0.14	0.00	0.00	31	31					0.33	0.33								0.20	0.20						
5	FCPR RUN DEVELOPPEMENT VIVERIS MANAGEMENT, SAS ? 6 allées Turcat Mery – 13008 Marseille	2007FR161PO004	specific fund	Article 44 §1 (a)	VIVERIS MANAGEMENT, SAS, 6 allées Turcat Mery – 13008 Marseille	2012	6.80	4.08	2.72	0.00	0.35	3				3											0.90					0.90		
6	GARANTIE FONDS DOM REUNION Agence Française de Développement 5 rue Roland BARTHES 75598 PARIS CEDEX 12	2007FR161PO004	specific fund	Article 44 §1 (a)	Agence Française de Développement 5 rue Roland BARTHES 75598 PARIS CEDEX 12 EPIC	2012	18.67	11.20	7.47		0.00	570				570							48.84				48.84					29.30	29.30	
7	Prêt d'honneur création développement INITIATIVE REUNION ENTREPRENDRE 6, bis route de savannah, immeuble Chane Chu 2ème étage porte 2011 97 460	2007FR161PO004	specific fund	Article 44 §1 (a)		2014						15	15														0.12	0.12						
8	Prêt d'honneur INITIATIVE REUNION ENTREPRENDRE Association INITIATIVE REUNION ENTREPRENDRE 6, bis route de Savannah, Immeuble Chane Chu, 2ème étage porte 2011 97460 SAINT-PAUL	2007FR161PO004	specific fund	Article 44 §1 (a)	ASSOCIATION INITIATIVE REUNION ENTREPRENDRE. Association loi 1901. 6, bis route de Savannah, Immeuble Chane Chu, 2ème étage porte 211, 97460 SAINT-PAUL	2010	0.64	0.39	0.26		0.00	19.00	19.00														0.12	0.12						

France

I. Description and identification of the entities which implement FEIs					II. Amounts of OP contributions paid to FEIs (HF or specific fund)						III. Investments made by FEIs in final recipients																
1	2	3	4		5	6	7=8+9+10	8	9	10	11	12=13+14+15+16	13	14	15	16	17=18+19+20+21	18	19	20	21	22=23+24+25+26	23	24	25	26	
No.	Name of the fund	Operational Programme(s)	Type of FEI		Fund manager	Fund set-up	Amounts of OP contributions paid to the fund or set aside in case of guarantees (HF or specific fund)	out of which			Management costs and fees	Total number of financial products offered	out of which				OP contributions invested in final recipients	out of which				SF contributions invested in final recipients	out of which				
			a) HF/specific fund	b) Article 44 §1 (a) or (b) or (c)				Structural Funds	National public co-financing	National private co-financing			loans	guarantees	equity / venture capital	other products		loan	guarantee	equity / venture capital	other product		loan	guarantee	equity / venture capital	other product	
9	Prêt d'honneur innovation INITIATIVE REUNION ENTREPRENDRE Association INITIATIVE REUNION ENTREPRENDRE 6, bis route de Savannah, Immeuble Chane Chu, 2ème étage porte 2011 97460 SAINT-PAUL	2007FR161PO004	specific fund	Article 44 §1 (a)	ASSOCIATION INITIATIVE REUNION ENTREPRENDRE. Association loi 1901. 6, bis route de Savannah, Immeuble Chane Chu, 2ème étage porte 211, 97460 SAINT-PAUL	2013	0.24	0.12	0.12			6.00	6.00				0.13	0.13				0.08	0.08				
10	Fonds de garantie Aquitaine FEDER TPE, France Active Garantie, (75 Paris France)	2007FR162PO001	specific fund	Article 44 §1 (a)	France Active Garantie, société financière fondée par l'association France Active et la Caisse des dépôts et consignations (75 Paris France)	2011	0.60	0.40	0.20	0.00	0.00	149.00		149.00			1.98		1.98			1.32		1.32			
11	OSEO Garantie Régions - Maisons Alfort (94 Val de Marne - France)	2007FR162PO001	specific fund	Article 44 §1 (a)	OSEO Garantie Régions - autre public, société anonyme avec Etat comme actionnaire majoritaire (45%) - Maisons Alfort (94 Val de Marne - France)	2009	1.05	1.00	0.05	0.00	0.00	80.00		80.00			4.19		4.19			3.95		3.95			
12	PFIL Beam Initiatives - Pau (64 Pyrénées atlantiques - France)	2007FR162PO001	specific fund	Article 44 §1 (a)	PFIL Beam Initiatives - Pau (64 Pyrénées atlantiques - France)	2009	0.26	0.06	0.16	0.04	0.00	104.00	104.00				0.26	0.26				0.06	0.06				
13	PFIL Bultza Impulser Pays basque Initiative Bayonne (64 Pyrénées atlantiques - France)	2007FR162PO001	specific fund	Article 44 §1 (a)	PFIL Bultza Impulser Pays basque Initiative - Personne morale de droit privé, association loi 1901 - Bayonne (64 Pyrénées atlantiques - France)	2009	0.92	0.25	0.56	0.11	0.00	205.00	205.00				0.92	0.92				0.25	0.25				
14	PFIL Gironde Initiative - Floirac (33 Gironde - France)	2007FR162PO001	specific fund	Article 44 §1 (a)	PFIL Gironde Initiative - Personne morale de droit privé, association loi 1901 - Floirac (33 Gironde - France)	2008	0.51	0.12	0.34	0.05	0.01	255	255				0.51	0.51				0.12	0.12				
15	PFIL Landes Initiatives - Mont de Marsan (40 Landes - France)	2007FR162PO001	specific fund	Article 44 §1 (a)	PFIL Landes Initiatives - Personne morale de droit privé, association loi 1901 - Mont de Marsan (40 Landes - France)	2009	0.25	0.10	0.10	0.04	0.00	104	104				0.25	0.25				0.10	0.10				
16	PFIL Lot et Garonne Initiative - Agen (47 Lot et Garonne - France)	2007FR162PO001	specific fund	Article 44 §1 (a)	PFIL Lot et Garonne Initiative - Personne morale de droit privé, association loi 1901 - Agen (47 Lot et Garonne - France)	2008	0.45	0.17	0.23	0.04	0.00	123	123				0.45	0.45				0.17	0.17				
17	PFIL Périgord Initiative(Aquitaine transmission) - Coulouniers Chamiers (24 dordogne - France)	2007FR162PO001	specific fund	Article 44 §1 (a)	PFIL Périgord Initiative(Aquitaine transmission) - Personne morale de droit privé, association loi 1901 - Coulouniers Chamiers (24 dordogne - France)	2008	0.47	0.15	0.30	0.02	0.00	261	261				0.47	0.47				0.15	0.15				
18	PFIL Périgord Initiatives - Coulouniers chamiers (24 dordogne -France)	2007FR162PO001	specific fund	Article 44 §1 (a)	PFIL Périgord Initiatives - Coulouniers chamiers (24 dordogne -France)	2008	0.97	0.32	0.55	0.10	0.00	376	376				0.88	0.88				0.32	0.32				
19	PFIL Réseau entreprendre Adour - Pau (64 Pyrénées atlantiques - France)	2007FR162PO001	specific fund	Article 44 §1 (a)	PFIL Réseau entreprendre Adour - Pau (64 Pyrénées atlantiques - France)	2009	0.54	0.02	0.35	0.17	0.00	50	50				0.54	0.54				0.02	0.02				
20	PFIL Réseau entreprendre Aquitaine - Bordeaux (33 Gironde - France)	2007FR162PO001	specific fund	Article 44 §1 (a)	PFIL Réseau entreprendre Aquitaine - Personne morale de droit privé, association loi 1901 - Bordeaux (33 Gironde - France)	2008	0.33	0.06	0.09	0.18	0.03	26	26				0.33	0.33				0.06	0.06				

France

I. Description and identification of the entities which implement FEIs						II. Amounts of OP contributions paid to FEIs (HF or specific fund)					III. Investments made by FEIs in final recipients																	
1	2	3	4		5	6	7=8+9+10	8	9	10	11	12=13+14+15+16	13	14	15	16	17=18+19+20+21	18	19	20	21	22=23+24+25+26	23	24	25	26		
No.	Name of the fund	Operational Programme(s)	Type of FEI		Fund manager	Fund set-up	Amounts of OP contributions paid to the fund or set aside in case of guarantees (HF or specific fund)	out of which			Management costs and fees	Total number of financial products offered	out of which				OP contributions invested in final recipients	out of which				out of which						
			a) HF/specific fund	b) Article 44 §1 (a) or (b) or (c)				Structural Funds	National public co-financing	National private co-financing			loans	guarantees	equity / venture capital	other products		loan	guarantee	equity / venture capital	other product	loan	guarantee	equity / venture capital	other product			
21	PFIL Val de Garonne Initiatives - Marmande (47 Lot et Garonne - France)	2007FR162PO001	specific fund	Article 44 §1 (a)	PFIL Val de Garonne Initiatives - Personne morale de droit privé, association - Marmande (47 Lot et Garonne - France)	2008	0.18	0.06	0.09	0.03	0.00	108	108				0.18	0.18					0.06	0.06				
22	SAS Aequi Invest - Pessac (33 gironde - France)	2007FR162PO001	specific fund	Article 44 §1 (a)	SAS Aequi Invest - autre public avec conseil régional comme actionnaire unique - Pessac (33 gironde - France)	2010	4.50	3.00	1.50	0.00	0.00	15				15	4.94			4.94			3.00			3.00		
23	Alpha DIL	2007FR162PO002	specific fund	Article 44 §1 (a)	Touraine Chinois Initiative - Association 1901 à Chinon	2009	1.07	0.31	0.59	0.17							1.33	1.33					0.38	0.38				
24	Association de développement économique du parc naturel régional de la Brenne	2007FR162PO002	specific fund	Article 44 §1 (a)	Association de développement économique du parc naturel régional de la Brenne - Association Loi 1901 36-ROSNAY	2008	1.09	0.30	0.34	0.45							1.24	1.24					0.30	0.30				
25	Fonds régional de garantie OSEO	2007FR162PO002	specific fund	Article 44 §1 (a)	OSEO Région SA. Maison-Alfort (94)	2009	4.18	2.00	0.27	1.91							9.54		9.54				4.37			4.37		
26	Indre Initiative	2007FR162PO002	specific fund	Article 44 §1 (a)	Indre initiative à Déols (36) - Association	2008	4.85	1.66	1.05	2.14							4.85	4.85					1.66	1.66				
27	Initiative Centre	2007FR162PO002	specific fund	Article 44 §1 (a)	INITIATIVE CENTRE à Chinon Association loi 1901	2013	0.00	0.00	0.00								0.00	0.00					0.00	0.00				
28	Initiative Cher	2007FR162PO002	specific fund	Article 44 §1 (a)	INITIATIVE CHER à Bourges. Association loi 1901	2013	0.36	0.04	0.00	0.32							0.36	0.36					0.00	0.00				
29	Institut de Développement (IDIL) de l'Indre et Loire	2007FR162PO002	specific fund	Article 44 §1 (a)	IDIL Association loi 1901 à Tours	2008	2.20	0.30	0.26	1.64							2.20	2.20					0.30	0.30				
30	Loir et Cher Initiative	2007FR162PO002	specific fund	Article 44 §1 (a)	Loir et Cher Initiative - Association à Blois	2009	1.89	0.52	0.46	0.92							1.98	1.98					0.52	0.52				
31	Loiret Initiative	2007FR162PO002	specific fund	Article 44 §1 (a)	Loiret Initiative à Orléans (association loi 1901)	2009	5.22	1.80	1.41	2.01							5.22	5.22					1.80	1.80				
32	Nouvelles entreprise à Chartres (28)	2007FR162PO002	specific fund	Article 44 §1 (a)	Nouvelles entreprise à Chartres (28) Loi 1901	2009	0.38	0.14	0.09	0.15							0.53	0.53					0.14	0.14				
33	Abondement du fonds Alsace du Nord Initiatives	2007FR162PO003	specific fund	Article 44 §1 (a)	Plate-forme d'Initiative Locale Alsace du Nord Initiatives - Association -	2010	0.24	0.05	0.10	0.09	0.00	37	37				0.27	0.27					0.25	0.25				
34	Abondement en capital de la société de capital risque "Alsace Création"	2007FR162PO003	specific fund	Article 44 §1 (a)	Société de capital risque régional "Alsace Création"- Boulevard Gonthier d'Andernach Parc d'Innovation -67400 ILLKIRCH GRAFFENSTADEN	2009	6.10	2.70	0.40	3.00	0.00	12.00					4.84		4.84				2.14			2.14		
35	Abondement en capital du fonds commun de placement à risque (FCPR) "Alsace Croissance"	2007FR162PO003	specific fund	Article 44 §1 (a)	Société de capital risque régional "Alsace Création"- Boulevard Gonthier d'Andernach Parc d'Innovation -67400 ILLKIRCH GRAFFENSTADEN	2011	6.75	0.81	2.57	3.38	0.00	0.00					0.00		0.00				0.00			0.00		
36	FONDS DE GARANTIE "ALSACE ACTIVE"	2007FR162PO003	specific fund	Article 44 §1 (a)	France Active Garantie (FAG)- Société anonyme- 120-122 rue Réaumur 75002 PARIS	2011	1.30	0.60	0.55	0.15	0.00	0.00					0.00		0.00				0.00			0.00		
37	Plan de développement de l'allocation de prêts d'honneur de Cap Création	2007FR162PO003	specific fund	Article 44 §1 (a)	Plate-forme d'Initiative Locale "Cap Création" - Association -	2010	0.48	0.08	0.05	0.35	0.00	41	41				0.36	0.36					0.36	0.36				

France

I. Description and identification of the entities which implement FEIs						II. Amounts of OP contributions paid to FEIs (HF or specific fund)					III. Investments made by FEIs in final recipients																
1	2	3	4		5	6	7=8+9+10	8	9	10	11	12=13+14+15+16	13	14	15	16	17=18+19+20+21	18	19	20	21	22=23+24+25+26	23	24	25	26	
No.	Name of the fund	Operational Programme(s)	Type of FEI		Fund manager	Fund set-up	Amounts of OP contributions paid to the fund or set aside in case of guarantees (HF or specific fund)	out of which			Management costs and fees	Total number of financial products offered	out of which				OP contributions invested in final recipients	out of which				SF contributions invested in final recipients	out of which				
			a) HF/specific fund	b) Article 44 §1 (a) or (b) or (c)				Structural Funds	National public co-financing	National private co-financing			loans	guarantees	equity / venture capital	other products		loan	guarantee	equity / venture capital	other product		loan	guarantee	equity / venture capital	other product	
38	FCPR JEREMIE AUVERGNE - FONDS COMMUN DE PLACEMENTS À RISQUE, 24 AVENUE DE L'AGRICULTURE 63100 CLERMONT-FERRAND	2007FR162PO004	HF	-	SOFIMAC Partners, société de gestion, 24 avenue de l'agriculture, 63100 CLERMONT-FERRAND en groupement conjoint avec la Chambre de Commerce et d'Industrie de la Région Auvergne, Aéroport de Clermont-Ferrand Auvergne, BP25, 63510 AULNAT	2009	25.20	18.00	7.20		0.77																
38.1	AT21+ - Plateforme Auvergne pour la Reprise et l'Innovation (PARI), Chambre de Commerce et d'Industrie régionale d'Auvergne, Aéroport de Clermont-Ferrand Auvergne, BP 25 63 510 AULNAT	2007FR162PO004	specific fund	Article 44 §1 (a)	Plateforme Auvergne pour la Reprise et l'Innovation (PARI), Chambre de Commerce et d'Industrie régionale d'Auvergne, Aéroport de Clermont-Ferrand Auvergne, BP 25 63 510 AULNAT			0.00	0.00	0.00	0.00																
38.2	AUVERGNE TRANSMISSION, Plateforme Auvergne pour la Reprise et l'Innovation (PARI), Chambre de Commerce et d'Industrie régionale d'Auvergne, Aéroport de Clermont-Ferrand Auvergne, BP 25 63 510 AULNAT	2007FR162PO004	specific fund	Article 44 §1 (a)	Plateforme Auvergne pour la Reprise et l'Innovation (PARI), Chambre de Commerce et d'Industrie régionale d'Auvergne, Aéroport de Clermont-Ferrand Auvergne, BP 25 63 510 AULNAT			0.00	0.00	0.00	0.00																
38.3	BRIOUDE HAUT-ALLIER INITIATIVES, Plate-Forme d'Initiative Locale, Immeuble inter-consulaire, Boulevard Champagne, BP 30, 43 101 BRIOUDE Cedex	2007FR162PO004	specific fund	Article 44 §1 (a)	BRIOUDE HAUT-ALLIER INITIATIVES, Immeuble inter-consulaire, Boulevard Champagne, BP 30, 43 101 BRIOUDE Cedex			0.00	0.00	0.00	0.00																
38.4	FCPR JEREMIE INNOVATION 1, 24 avenue de l'agriculture 63100 CLERMONT-FERRAND	2007FR162PO004	specific fund	Article 44 §1 (a)	SOFIMAC Partners, société de gestion, 24 avenue de l'agriculture 63100 CLERMONT-FERRAND			0.00	0.00	0.00	1.28																
38.5	FCPR JEREMIE MEZZANINE 1, 24 avenue de l'agriculture 63100 CLERMONT-FERRAND	2007FR162PO004	specific fund	Article 44 §1 (a)	SOFIMAC Partners, société de gestion, 24 avenue de l'agriculture 63100 CLERMONT-FERRAND		0.00	0.00	0.00	0.00	0.27																
38.6	INITIATIVE AMBERT, Plate-Forme d'Initiative Locale, 4 place de l'Hôtel de Ville, BP 69, 63 600 AMBERT	2007FR162PO004	specific fund	Article 44 §1 (a)	AMBERT INITIATIVE, 4 place de l'Hôtel de Ville, BP 69, 63 600 AMBERT			0.00	0.00	0.00	0.00																
38.7	INITIATIVE CANTAL, Plate-Forme d'Initiative Locale, 44 Boulevard du Pont Rouge, 15 013 AURILLAC	2007FR162PO004	specific fund	Article 44 §1 (a)	INITIATIVE CANTAL, 44 Boulevard du Pont Rouge, 15 013 AURILLAC			0.00	0.00	0.00	0.00																



France

I. Description and identification of the entities which implement FEIs						II. Amounts of OP contributions paid to FEIs (HF or specific fund)					III. Investments made by FEIs in final recipients																	
1	2	3	4		5	6	7=8+9+10	8	9	10	11	12=13+14+15+16	13	14	15	16	17=18+19+20+21	18	19	20	21	22=23+24+25+26	23	24	25	26		
No.	Name of the fund	Operational Programme(s)	Type of FEI		Fund manager	Fund set-up	Amounts of OP contributions paid to the fund or set aside in case of guarantees (HF or specific fund)	out of which			Management costs and fees	Total number of financial products offered	out of which				OP contributions invested in final recipients	out of which				SF contributions invested in final recipients	out of which					
			a) HF/specific fund	b) Article 44 §1 (a) or (b) or (c)				Structural Funds	National public co-financing	National private co-financing			loans	guarantees	equity / venture capital	other products		loan	guarantee	equity / venture capital	other product		loan	guarantee	equity / venture capital	other product		
38.8	INITIATIVE CLERMONT AGGLO, Plate-Forme d'Initiative Locale, 27 rue Jean-Claret, 63 000 CLERMONT-FERRAND	2007FR162PO004	specific fund	Article 44 §1 (a)	INITIATIVE CLERMONT AGGLO, 27 rue Jean-Claret, 63 000 CLERMONT-FERRAND		0.00	0.00	0.00	0.02																		
38.9	INITIATIVE HAUTE-LOIRE, Plate-Forme d'Initiative Locale, Bâtiment Hermione, 13 avenue des Belges, 43 000 LE-PUY-EN-VELAY	2007FR162PO004	specific fund	Article 44 §1 (a)	INITIATIVE HAUTE-LOIRE, Bâtiment Hermione, 13 avenue des Belges, 43 000 LE-PUY-EN-VELAY		0.00	0.00	0.00	0.00																		
38.10	INITIATIVE ISSOIRE SANCY VAL D'ALLIER, Plate-Forme d'Initiative Locale, Place du Postillon, 63 500 ISSOIRE	2007FR162PO004	specific fund	Article 44 §1 (a)	INITIATIVE ISSOIRE SANCY VAL D'ALLIER, Place du Postillon, 63 500 ISSOIRE		0.00	0.00	0.00	0.00																		
38.11	INITIATIVE MONTLUCON, Plate-Forme d'Initiative Locale, 15 boulevard Carnot, 03 100 MONTLUCON	2007FR162PO004	specific fund	Article 44 §1 (a)	INITIATIVE MONTLUCON, 15 boulevard Carnot, 03 100 MONTLUCON		0.00	0.00	0.00	0.00																		
38.12	INITIATIVE MOULINS, Plate-Forme d'Initiative Locale, 17 cours Jean Jaurès, 03 000 MOULINS.	2007FR162PO004	specific fund	Article 44 §1 (a)	INITIATIVE MOULINS, 17 cours Jean Jaurès, 03 000 MOULINS.		0.00	0.00	0.00	0.00																		
38.13	INITIATIVE RIOM COMBRAILLES, Plate-Forme d'Initiative Locale, 17 avenue Jean Jaurès, 63 200 MOZAC	2007FR162PO004	specific fund	Article 44 §1 (a)	INITIATIVE RIOM COMBRAILLES, 17 avenue Jean Jaurès, 63 200 MOZAC		0.00	0.00	0.00	0.00																		
38.14	INITIATIVE THIERS, Plate-Forme d'Initiative Locale, 47 avenue du Général De Gaulle, BP 90, 63 307 THIERS	2007FR162PO004	specific fund	Article 44 §1 (a)	INITIATIVE THIERS, 47 avenue du Général De Gaulle, BP 90, 63 307 THIERS		0.00	0.00	0.00	0.00																		
38.15	INITIATIVE VICHY, Plate-Forme d'Initiative Locale, 5-15 rue Montaret, 03 200 VICHY	2007FR162PO004	specific fund	Article 44 §1 (a)	INITIATIVE VICHY, 5-15 rue Montaret, 03 200 VICHY		0.00	0.00	0.00	0.00																		
38.16	RESEAU ENTREPRENDRE AUVERGNE, 42/44 avenue Georges Besse, ZI Le Brezet, 63 100 Clermont-Ferrand.	2007FR162PO004	specific fund	Article 44 §1 (a)	RESEAU ENTREPRENDRE AUVERGNE, 42/44 avenue Georges Besse, ZI Le Brezet, 63 100 Clermont-Ferrand.		0.00	0.00	0.00	0.05																		
39	Croissance et Proximité 2 (Rouen)	2007FR162PO005	specific fund	Article 44 §1 (a)	NCI Gestion, société par actions simplifiées (Rouen)	2012	3.26	1.60	0.14	1.52	0.94	23				23				5.09			1.06				1.06	
40	Fonds régional de garantie OSEO	2007FR162PO005	specific fund	Article 44 §1 (a)	OSEO Régions	2013	1.00	1.00	0.00	0.00	0.00	32				32				4.48			4.48			2.24		2.24
41	Major Capital (Rouen)	2007FR162PO005	specific fund	Article 44 §1 (a)	NCI Gestion, société par actions simplifiées (Rouen)	2012	7.74	4.11	0.58	3.05	1.63	4				4				9.40			9.40			1.41		1.41
42	APH 21 (DIJON)	2007FR162PO006	specific fund	Article 44 §1 (a)	APH 21 - association - siège social à Dijon	2008	0.86	0.16	0.62	0.08	0.00																	
43	APH 71 (Chalon sur saone)	2007FR162PO006	specific fund	Article 44 §1 (a)	APH 71 - association - siège social Chalon sur saone	2008	0.30	0.05	0.22	0.03	0.00																	
44	Nievre Initiatives Locales (NIL) à Nevers	2007FR162PO006	specific fund	Article 44 §1 (a)	Nievre Initiatives Locales (NIL) - association - siège social à Nevers	2009	0.20	0.06	0.12	0.02	0.00																	

France

I. Description and identification of the entities which implement FEIs						II. Amounts of OP contributions paid to FEIs (HF or specific fund)						III. Investments made by FEIs in final recipients																	
1	2	3	4		5	6	7=8+9+10	8	9	10	11	12=13+14+15+16	13	14	15	16	17=18+19+20+21	18	19	20	21	22=23+24+25+26	23	24	25	26			
No.	Name of the fund	Operational Programme(s)	Type of FEI		Fund manager	Fund set-up	Amounts of OP contributions paid to the fund or set aside in case of guarantees (HF or specific fund)	out of which			Management costs and fees	Total number of financial products offered	out of which				OP contributions invested in final recipients	out of which				SF contributions invested in final recipients	out of which						
			a) HF/specific fund	b) Article 44 §1 (a) or (b) or (c)				Structural Funds	National public co-financing	National private co-financing			loans	guarantees	equity / venture capital	other products		loan	guarantee	equity / venture capital	other product		loan	guarantee	equity / venture capital	other product			
45	OSEO Garantie (Maison Alfort)	2007FR162PO006	specific fund	Article 44 §1 (a)	OSEO garantie (maisons Alfort) société anonyme SA	2008	4.00	1.00	1.50	1.50	0.00																		
46	REB Quetigny	2007FR162PO006	specific fund	Article 44 §1 (a)	REB Association - siège social QUETIGNY	2008	0.59	0.16	0.43	0.00	0.00																		
47	Yonne Active Création (Auxerre)	2007FR162PO006	specific fund	Article 44 §1 (a)	Yonne Active Création - association - siège social à Auxerre	2009	0.15	0.03	0.06	0.06																			
48	ADIE - Association pour le droit à l'initiative économique	2007FR162PO008	specific fund	Article 44 §1 (a)	ADIE Association Siège social : 51100 REIMS	2009	0.30	0.15	0.15		0.00																		
49	Association Ardennes Initiative	2007FR162PO008	specific fund	Article 44 §1 (a)	Ardennes Initiatives Association Siège social : 08000 CHARLEVILLE-MEZIERES	2010	0.05	0.03	0.03		0.00																		
50	Association Aube Initiative	2007FR162PO008	specific fund	Article 44 §1 (a)	Aube Initiative Association Siège social : 10000 TROYES	2011	0.23	0.07	0.16	0.00	0.00																		
51	Association Haute-Marne Initiative	2007FR162PO008	specific fund	Article 44 §1 (a)	Haute-Marne Initiative Association Siège social : 52000 CHAUMONT	2009	0.15	0.06	0.09		0.00																		
52	Association Marne Initiative Sud Est	2007FR162PO008	specific fund	Article 44 §1 (a)	Marne Initiative Sud Est Association Siège social : 51000 CHALONS-EN-CHAMPAGNE	2011	0.21	0.07	0.13		0.00																		
53	Association Réseau Entreprendre	2007FR162PO008	specific fund	Article 44 §1 (a)	Réseau Entreprendre Association Siège social 51100 REIMS	2012	0.39	0.15	0.24	0.00																			
54	Champagne-Ardenne Active	2007FR162PO008	specific fund	Article 44 §1 (a)	Champagne-Ardenne Active Association Siège social : 51100 REIMS	2009	0.08	0.03	0.05																				
55	Fonds d'intervention - Innovation Champagne-Ardenne BPI FRANCE	2007FR162PO008	specific fund	Article 44 §1 (a)	BPI France Financement SA à Conseil d'administration 27-31 avenue du Général Leclerc 94710 MAISONS-ALFORT CEDEX	2013	4.00	2.00	2.00		0.00																		
56	IRPAC	2007FR162PO008	specific fund	Article 44 §1 (a)	IRPAC CREATION Société de capital risque Siège social : 51000 REIMS	2010	1.46	0.73	0.73		0.00																		
57	OSEO Garantie	2007FR162PO008	specific fund	Article 44 §1 (a)	OSEO Garanties Région Société anonyme à conseil d'administration Siège social : PARIS	2009	0.63	0.63			0.00																		
58	SIAGI	2007FR162PO008	specific fund	Article 44 §1 (a)	SIAGI Société professionnelle Siège social : PARIS	2009	0.60	0.30	0.30		0.00																		
59	ADIE - PARIS	2007FR162PO009	specific fund	Article 44 §1 (a)	ADIE ASSOCIATION - 4 Bd Poissonnière - 75009 PARIS	2009	0.08	0.04	0.04								0.08	0.08					0.04	0.04					
60	Bpi France Financement (ex OSEO INNOVATION) - 94710 MAISON-ALFORT	2007FR162PO009	specific fund	Article 44 §1 (a)	Bpi France Financement (ex SA OSEO INNOVATION) - 31 AVENUE DU GENERAL LECLERC - 94710 MAISON-ALFORT	2009	8.10	6.00	2.10			28	28				17.26	17.26					5.85	5.85					
61	CAISSE DE DEVELOPPEMENT ECONOMIQUE DE LA CORSE (CADEC) - AJACCIO	2007FR162PO009	specific fund	Article 44 §1 (a)	CAISSE DE DEVELOPPEMENT ECONOMIQUE DE LA CORSE - Résidence Diamant 3 - avenue de Paris - AJACCIO	2011	26.00	9.00		17.00	0.00	286	286				26.00	26.00											
62	CORSE ACTIVE - BASTIA	2007FR162PO009	specific fund	Article 44 §1 (a)	CORSE ACTIVE - ASSOCIATION - Parc technologique de Bastia 20600 BASTIA	2009	2.08	1.04	1.04			651	55	428		168	7.97	0.98	6.28		0.71		0.85	0.49				0.36	

France

I. Description and identification of the entities which implement FEIs					II. Amounts of OP contributions paid to FEIs (HF or specific fund)						III. Investments made by FEIs in final recipients																
1	2	3	4		5	6	7=8+9+10	8	9	10	11	12=13+14+15+16	13	14	15	16	17=18+19+20+21	18	19	20	21	22=23+24+25+26	23	24	25	26	
No.	Name of the fund	Operational Programme(s)	Type of FEI		Fund manager	Fund set-up	Amounts of OP contributions paid to the fund or set aside in case of guarantees (HF or specific fund)	out of which			Management costs and fees	Total number of financial products offered	out of which				OP contributions invested in final recipients	out of which				SF contributions invested in final recipients	out of which				
			a) HF/specific fund	b) Article 44 §1 (a) or (b) or (c)				Structural Funds	National public co-financing	National private co-financing			loans	guarantees	equity / venture capital	other products		loan	guarantee	equity / venture capital	other product		loan	guarantee	equity / venture capital	other product	
63	CORSE INITIATIVE RESEAU - BASTIA	2007FR162PO009	specific fund	Article 44 §1 (a)	CORSE INITIATIVE RESEAU - Parc technologique de Bastia - 20601 BASTIA	2009	0.76	0.38	0.38			175	175				1.80	1.80				0.90	0.90				
64	FEMU QUI SA - BASTIA	2007FR162PO009	specific fund	Article 44 §1 (a)	FEMU QUI SA - Maison du parc technologique - ZI d'Erbaolo - 20601 BASTIA	2009	6.00	3.00	3.00			23	23				5.06	5.06				2.03	2.03				
65	OSEO FINANCEMENT - 94710 MAISON-ALFORT	2007FR162PO009	specific fund	Article 44 §1 (a)	OSEO FINANCEMENT - 31 AVENUE DU GENERAL LECLERC - 94710 MAISON-ALFORT	2009	3.00	0.00	3.00			80	80				5.95	5.95				0.00	0.00				
66	OSEO GARANTIE - 94710 MAISON-ALFORT	2007FR162PO009	specific fund	Article 44 §1 (a)	SA OSEO GARANTIE - 31 AVENUE DU GENERAL LECLERC - 94710 MAISON-ALFORT	2009	3.00	3.00				199		199								3.00		3.00			
67	Bpifrance Financement 27-31 avenue du général Leclerc 94710 Maisons Alfort	2007FR162PO010	specific fund	Article 44 §1 (a)	Bpifrance Financement 27-31 avenue du général Leclerc 94710 Maisons Alfort	2014	1.00	1.00	0.00	0.00	0.00	1	1				0.00	0.00				0.00	0.00				
68	Bpifrance Régions 27-31 avenue du général Leclerc 94710 Maisons Alfort RCS Créteil	2007FR162PO010	specific fund	Article 44 §1 (a)	Bpifrance Régions 27-31 avenue du général Leclerc 94710 Maisons Alfort	2012	0.50	0.50	0.00	0.00	0.00	9		9			2.07		2.07			0.21		0.21			
69	INVEST PME 9, avenue des montboucons Temis center 2 25000 BESANCON	2007FR162PO010	specific fund	Article 44 §1 (a)	INVEST PME 9, avenue des montboucons Temis center 2 25000 BESANCON	2011	3.02	0.64	0.86	1.52	0.00	9			9		2.33			2.33		0.49			0.49		
70	NCI Gestion, SAS, 57 avenue de Bretagne ROUEN	2007FR162PO011	specific fund	Article 44 §1 (a)	NCI Gestion, SAS, 57 avenue de Bretagne ROUEN	2009	2.80	2.00	0.80	0.00	2.40																
71	Fonds régional de co-investissement Ile de France -Société anonyme par actions à associé unique -35 boulevard des invalides 75007 Paris	2007FR162PO012	specific fund	Article 44 §1 (a)	Il s'agit d'une entité indépendante (SAS) dont la région Ile-de-France est l'associée unique. Société de gestion de portefeuille agréée par l'AMF sous le n° GP7000047 Cap décisif Management SAS 21 bis rue Lord Byron 75008 Paris.	2011	5.70	2.70	3.00		0.18																
72	Initiative Ile de France (association loi 1901) 25 rue du général FOY 75008 Paris	2007FR162PO012	specific fund		Initiative Ile de France (association loi 1901) 25 rue du général FOY 75008 Paris	2012	0.36	0.36	0.00		0.02																
73	OSEO SA identifiée sous le numéro 320 252 489 RCS Créteil dont le siège social est à Maisons Alfort 94710, 27/31 avenue du Général Leclerc.	2007FR162PO012	specific fund	Article 44 §1 (a)	OSEO SA identifiée sous le numéro 320 252 489 RCS Créteil dont le siège social est à Maisons Alfort 94710, 27/31 avenue du Général Leclerc.	2009	6.00	3.00	3.00		0.00																
74	FONDS DE PARTICIPATION JEREMIE LANGUEDOC-ROUSSILLON / FRANCE	2007FR162PO013	HF	-	European Investment Fund	2008	30.00	15.00	15.00	0.00	2.44																
74.1	Prêt d'honneur - Capital-risque - Garantie en Languedoc-Roussillon	2007FR162PO013	specific fund	Article 44 §1 (a)	European Investment Fund	2010	9.22	4.61	4.61	0.00	0.99	1653	153	1476	24		21.41	1.88	13.48	6.05		10.70	0.94	6.74	3.02		
75	FONDS REGION GARANTIE - BPI	2007FR162PO014	specific fund	Article 44 §1 (a)	OSEO GARANTIE REGIONS / BPI FRANCE REGION	2008	5.11	1.90	1.10	2.11	0.10	195		195			2.07		2.07			0.83		0.83			

France

I. Description and identification of the entities which implement FEIs						II. Amounts of OP contributions paid to FEIs (HF or specific fund)					III. Investments made by FEIs in final recipients																				
1	2	3	4		5	6	7=8+9+10	8	9	10	11	12=13+14+15+16	13	14	15	16	17=18+19+20+21	18	19	20	21	22=23+24+25+26	23	24	25	26					
No.	Name of the fund	Operational Programme(s)	Type of FEI		Fund manager	Fund set-up	Amounts of OP contributions paid to the fund or set aside in case of guarantees (HF or specific fund)	out of which			Management costs and fees	Total number of financial products offered	out of which				OP contributions invested in final recipients	out of which				SF contributions invested in final recipients	out of which								
			a) HF/specific fund	b) Article 44 §1 (a) or (b) or (c)				Structural Funds	National public co-financing	National private co-financing			loans	guarantees	equity / venture capital	other products		loan	guarantee	equity / venture capital	other product		loan	guarantee	equity / venture capital	other product					
76	INITIATIVE USSEL CORREZE, CREUSE et HAUTE-VIENNE	2007FR162PO014	specific fund	Article 44 §1 (a)		2008	1.93	0.25	1.17	0.52	0.32																				
77	LIMOUSIN INITIATIVE	2007FR162PO014	specific fund	Article 44 §1 (a)	LIMOUSIN INITIATIVE / 16 PLACE JOURDAN - BP 403 - 87011 LIMOGES	2011	0.77	0.18	0.59	0.01																					
78	RESEAU ENTREPRENDRE LIMOUSIN	2007FR162PO014	specific fund	Article 44 §1 (a)	RESEAU ENTREPRENDRE LIMOUSIN / RUE ATLANTIS ESTER TECHNOPOLE - BATIMENT OXO-4 - 87280 limoges	2014	0.05	0.03	0.03	0.00	0.00																				
79	SAS FCI LIMOUSIN DYNALIM	2007FR162PO014	specific fund	Article 44 §1 (a)	SAS FCI LIMOUSIN Dynamim / 27, bd de la Corderie- 87031 Limoges cedex	2012	8.00	2.00	6.00	0.00	1.11	584	571			13						3.86	1.86		2.00		2.29	0.29		2.00	
80	Association pour le Développement Economique de la Moselle - 57000 Metz	2007FR162PO015	specific fund	Article 44 §1 (a)	Association pour le Développement Economique de la Moselle - 57000 Metz	2009	2.00	0.50	0.50	1.00	0.00	50	50									0.50	0.50								
81	Association régionale Complémentaires Inter associations de Prêts d'Honneur - 54000 Joeuf	2007FR162PO015	specific fund	Article 44 §1 (a)	Association régionale Complémentaires Inter associations de Prêts d'Honneur - 54000 Joeuf	2008	0.52	0.13	0.35	0.04	0.00	573	573									0.13	0.13								
82	CHAMBRE DE COMMERCE ET D'INDUSTRIE DE MEURTHE-ET-MOSELLE - 54000 NANCY	2007FR162PO015	specific fund	Article 44 §1 (a)	CHAMBRE DE COMMERCE ET D'INDUSTRIE DE MEURTHE-ET-MOSELLE	2013	0.29	0.10	0.13	0.07																					
83	CHAMBRE DE COMMERCE ET D'INDUSTRIE DES VOSGES	2007FR162PO015	specific fund	Article 44 §1 (a)	CHAMBRE DE COMMERCE ET D'INDUSTRIE DES VOSGES 88000 EPINAL	2013	0.32	0.11	0.07	0.15																					
84	CHAMBRE DE COMMERCE, D'INDUSTRIE ET DE SERVICES DE LA MOSELLE - 57000 METZ	2007FR162PO015	specific fund	Article 44 §1 (a)	CHAMBRE DE COMMERCE, D'INDUSTRIE ET DE SERVICES DE LA MOSELLE	2013	0.83	0.21	0.26	0.37																					
85	Conseil régional de Lorraine (1/3) 57000 Metz	2007FR162PO015	specific fund	Article 44 §1 (a)	Fonds Lorrain des Matériaux Société par Action Simplifiée 57000 Metz	2009	17.44	4.14	4.90	8.40	0.00											7.70		7.70							
86	Conseil régional de Lorraine (2/3) 57000 Metz	2007FR162PO015	specific fund	Article 44 §1 (a)	BPI France (anciennement Oséo Garanties région Société Anonyme 94710 Maison-Alfort)	2008	8.45	1.95	6.50	0.00	0.00											17.72		17.72			4.43		4.43		
87	Conseil régional de Lorraine (3/3) 57000 Metz	2007FR162PO015	specific fund	Article 44 §1 (a)	BPI France - 94710 Maison-Alfort	2014	0.50	0.50	0.00	0.00																					
88	France Active Garantie (FAG) 75000 Paris	2007FR162PO015	specific fund	Article 44 §1 (a)	France Active Garantie (FAG)	2014	0.27	0.07	0.20			48		48																	
89	Lorraine Initiative (RLPFL) - 54000 Joeuf	2007FR162PO015	specific fund	Article 44 §1 (a)	Lorraine Initiative (RLPFL) - 54000 Joeuf - Association	2009	0.82	0.21	0.48	0.14	0.00	214	214									0.21	0.21								
90	Réseau Entreprendre Lorraine - 54000 Maxéville	2007FR162PO015	specific fund	Article 44 §1 (a)	Réseau Entreprendre Lorraine - Association - 54000 Maxéville	2009	0.40	0.05	0.06	0.29	0.00																				
91	Fonds de co-investissement public du Conseil régional des Pays de la Loire Greffe du tribunal de commerce de Nantes	2007FR162PO016	specific fund	Article 44 §1 (a)	SIGEFI PRIVATE EQUITY Sociétés par action simplifiée (SAS) 139, rue Vendôme 69 006 LYON FRANCE	2012	2.00	0.60	1.40	0.00	0.10	26																			0.60

France

I. Description and identification of the entities which implement FEIs						II. Amounts of OP contributions paid to FEIs (HF or specific fund)					III. Investments made by FEIs in final recipients																	
1	2	3	4		5	6	7=8+9+10	8	9	10	11	12=13+14+15+16	13	14	15	16	17=18+19+20+21	18	19	20	21	22=23+24+25+26	23	24	25	26		
No.	Name of the fund	Operational Programme(s)	Type of FEI		Fund manager	Fund set-up	Amounts of OP contributions paid to the fund or set aside in case of guarantees (HF or specific fund)	out of which			Management costs and fees	Total number of financial products offered	out of which				OP contributions invested in final recipients	out of which				SF contributions invested in final recipients	out of which					
			a) HF/specific fund	b) Article 44 §1 (a) or (b) or (c)				Structural Funds	National public co-financing	National private co-financing			loans	guarantees	equity / venture capital	other products		loan	guarantee	equity / venture capital	other product		loan	guarantee	equity / venture capital	other product		
92	Banque Publique d'investissement France - Crédit (N° 42512)	2007FR162PO017	specific fund	Article 44 §1 (a)	Banque Publique d'Investissement France - société anonyme - maisons-Alfort	2013	6.19	3.19	3.00			39	39				3.76	3.76										
93	Flandre Intérieure Initiative (N° 30666)	2007FR162PO017	specific fund	Article 44 §1 (a)	Flandre Intérieure Initiative	2008	0.12	0.05	0.07								0.98	0.98					0.05	0.05				
94	France Active garantie - Paris (N° 41928)	2007FR162PO017	specific fund	Article 44 §1 (a)	France Active garantie - société anonyme - Paris	2013	4.03	2.50	1.53			843		843			16.99		16.99									
95	Nord France Amorcage Lille (N° présage 40255)	2007FR162PO017	specific fund	Article 44 §1 (a)	Siparex Proximité Innovation, société par actions simplifiée, 27, rue Marbeuf 75008 PARIS	2012	68.40	65.00	3.40	0.00	0.00	24			24		6.38			6.38			4.19			4.19		
96	Sambre avensois Initiative (N°30625)	2007FR162PO017	specific fund	Article 44 §1 (a)	Sambre avensois Initiative	2008	0.12	0.00	0.10	0.01	0.00						0.34	0.34					0.00	0.00				
97	Poitou Charentes Innovation (PCI) siège : 3 rue raoul Follereau 86000 POITIERS	2007FR162PO019	specific fund	Article 44 §1 (a)	SA ALTO INVEST 65 RUE DU MARECHAL FOCH 78000 VERSAILLES	2011	4.50	2.25	2.25	0.00	0.00	14			14		2.65	0.00			2.65		1.33	0.00		1.33		
98	SAS FONDS DE CO INVESTISSEMENT POITOU CHARENTES SIEGE 15 RUE DE L'ANCIENNE COMEDIE 86000 POITIERS	2007FR162PO019	specific fund	Article 44 §1 (a)	SOCIETE DE GESTION DES FONDS D'INVESTISSEMENTS DE BRETAGNE - SOCIETE PAR ACTIONS SIMPLIFIEES (SAS) à compter du 01/01/2014 lieu dit NESTADIO 56680 PLOUHINEC	2010	7.50	3.75	3.75	0.00		11	0		11		5.04	0.00			5.04		2.52	0.00		2.52		
99	JER-014 JEREMIE PACA Luxembourg	2007FR162PO020	specific fund	Article 44 §1 (a)	European Investment Fund	2012	20.00	10.00	10.00	0.00	1.16																	
100	Provence Côte d'Azur Investissement - 27 place Jules Guesdes - 13 481 Marseille cedex 20	2007FR162PO020	specific fund	Article 44 §1 (a)	Turennnes capital partenaires - 29/31 Rue Saint-Augustin - 75 002 PARIS	2010	19.45	9.73	9.73	0.00	0.12						6.18				6.18		3.09			3.09		
101	Fonds de garantie Artisanal et de Commerce de Midi-Pyrénées	2007FR162PO021	specific fund	Article 44 §1 (a)	SIAGI Paris	2009	2.00	1.00	1.00		0.00	218		218			7.94				7.94		0.79			0.79		
102	Fonds de prêt plate-forme initiative locale	2007FR162PO021	specific fund	Article 44 §1 (a)	Haute-Garonne Initiative Toulouse	2010	0.17	0.05	0.05	0.07	0.00	12	12															
103	Fonds FEDER Midi-Pyrénées adossé au Fonds Régional de Garantie Midi-Pyrénées	2007FR162PO021	specific fund	Article 44 §1 (a)	BPI France ( Maisons Alfort)	2009	3.80	3.80			0.01	98		98			11.69				11.69		2.34			2.34		

TOTAL OP contributions provided	from MA to HF's	55.20	33.00	22.20	0.00	3.21																							
	from HFs to specific funds	9.22	4.61	4.61	0.00	2.61	1653.00	153.00	1476.00	24.00		21.41	1.88	13.48	6.05		10.70	0.94	6.74	3.02									
	from MA directly to specific funds	363.48	197.32	110.77	55.39	9.57	7373.00	4174.00	2869.00	162.00	168.00	288.52	89.18	133.79	64.83	0.71	94.47	17.17	52.78	24.16	0.36								

Hungary

I. Description and identification of the entities which implement FEIs						II. Amounts of OP contributions paid to FEIs (HF or specific fund)					III. Investments made by FEIs in final recipients																					
1	2	3	4		5	6	7=8+9+10	8	9	10	11	12=13+14+15+16	13	14	15	16	17=18+19+20+21	18	19	20	21	22=23+24+25+26	23	24	25	26						
No.	Name of the fund	Operational Programme(s)	Type of FEI		Fund manager	Fund set-up	Amounts of OP contributions paid to the fund or set aside in case of guarantees (HF or specific fund)	out of which			Management costs and fees	Total number of financial products offered	out of which				OP contributions invested in final recipients	out of which				SF contributions invested in final recipients	out of which									
			a) HF/specific fund	b) Article 44, §1 (a) or (b) or (c)				Structural Funds	National public co-financing	National private co-financing			loans	guarantees	equity / venture capital	other products		loan	guarantee	equity / venture capital	other product		loan	guarantee	equity / venture capital	other product						
1	VENTURE FINANCE HUNGARY PLC (MV ZRT.), BUDAPEST	2007HU161PO001	HF	-	Venture Finance Hungary Plc (MV Zrt.), Budapest	2007	710.92	604.28	106.64	0.00	13.32																					
		2007HU162PO001					138.19	117.46	20.73	0.00	1.80																					
1.1	Abauj Takarékszövetkezet, Forró	2007HU161PO001	specific fund	Article 44 §1 (a)	Abauj Takarékszövetkezet, Forró	2013	0.01	0.01	0.00	0.00	0.00	0					0.01		0.01								0.01		0.01			
1.2	AGRIA Belpátfalva Takarékszövetkezet, Belpátfalva	2007HU161PO001	specific fund	Article 44 §1 (a)	AGRIA Belpátfalva Takarékszövetkezet, Belpátfalva	2008	0.13	0.11	0.02	0.00	0.00	0	0	0			0.13		0.00	0.13							0.11	0.00	0.11			
1.3	Aktiv Hitel, Nyírmeggyes	2007HU161PO001	specific fund	Article 44 §1 (a)	Aktiv Hitel, Nyírmeggyes	2009	0.69	0.59	0.10	0.00	0.00	0	0				0.69		0.69								0.59	0.59				
1.4	Alapítvány a Vidék Kisebbségfejlesztésére Baranya Megyei Vállalkozói Központ, Pécs	2007HU161PO001	specific fund	Article 44 §1 (a)	Alapítvány a Vidék Kisebbségfejlesztésére Baranya Megyei Vállalkozói Központ, Pécs	2008	14.98	12.73	2.25	0.00	0.00	0	0				14.91		14.91								12.68	12.68				
1.5	Alföld-Factoring Pénzügyi Szolgáltató Zártkörűen Működő Részvénytársaság, Szeged	2007HU161PO001	specific fund	Article 44 §1 (a)	Alföld-Factoring Pénzügyi Szolgáltató Zártkörűen Működő Részvénytársaság, Szeged	2012	3.10	2.63	0.46	0.00	0.00	0	0	0				3.10		3.10	0.00							2.63	2.63	0.00		
		2007HU162PO001					0.00	0.00	0.00	0.00	0.00	0.00	0.00	0.00	0.00	0.00	0.00				0.00		0.00							0.00	0.00	
1.6	Alliance Jura-Hongrie Kockázati Tőkealap kezelő Zrt.	2007HU161PO001	specific fund	Article 44 §1 (a)	Alliance Jura-Hongrie Kockázati Tőkealap kezelő Zrt.	2013	2.55	2.16	0.38	0.00	0.00	0.00				0.00		2.17			2.17						1.85				1.85	
1.7	Alsónémedi és Vidéke Takarékszövetkezet, Alsónémedi	2007HU161PO001	specific fund	Article 44 §1 (a)	Alsónémedi és Vidéke Takarékszövetkezet, Alsónémedi	2012	0.77	0.65	0.12	0.00	0.00	0.00	0.00				0.74		0.74									0.63	0.63			
		2007HU161PO001					10.71	9.11	1.61	0.00	0.00	0.00	0.00	0.00	0.00	0.00				9.37		9.37								7.97	7.97	
1.8	AXON Pénzügyi és Lizing Zártkörűen Működő Részvénytársaság, Szolnok	2007HU161PO001	specific fund	Article 44 §1 (a)	AXON Pénzügyi és Lizing Zártkörűen Működő Részvénytársaság, Szolnok	2012	6.78	5.76	1.02	0.00	0.00	0.00	0.00				6.77		6.77								5.76	5.76				
1.9	Bács-Kiskun Megyei Vállalkozásfejlesztési Alapítvány, Kecskemét	2007HU161PO001	specific fund	Article 44 §1 (a)	Bács-Kiskun Megyei Vállalkozásfejlesztési Alapítvány, Kecskemét	2008	1.82	1.55	0.27	0.00	0.00	0.00	0.00				1.82		1.82									1.55	1.55			
		2007HU161PO001					1.58	1.34	0.24	0.00	0.00	0	0	0				1.58		1.42	0.16									1.34	1.21	0.13
1.10	Balmazújváros és Vidéke Takarékszövetkezet, Balmazújváros	2007HU161PO001	specific fund	Article 44 §1 (a)	Balmazújváros és Vidéke Takarékszövetkezet, Balmazújváros	2011	0.55	0.46	0.08	0.00	0.00	0	0				0.55		0.55								0.46		0.46			
1.11	Békés Megyeért Vállalkozásfejlesztési Közhatalmi Alapítvány, Békéscsaba	2007HU161PO001	specific fund	Article 44 §1 (a)	Békés Megyeért Vállalkozásfejlesztési Közhatalmi Alapítvány, Békéscsaba	2011	7.23	6.14	1.08	0.00	0.00	0	0				7.10		7.10								6.03	6.03				
1.12	BG Finance Zártkörűen Működő Részvénytársaság, Budapest	2007HU161PO001	specific fund	Article 44 §1 (a)	BG Finance Zártkörűen Működő Részvénytársaság, Budapest	2011	16.80	14.28	2.52	0.00	0.00	0	0				15.13		15.13									12.86	12.86			
		2007HU162PO001					6.58	5.59	0.99	0.00	0.00	0	0				6.58		6.58											5.59	5.59	
1.13	Bohemian Financing Zártkörűen Működő Részvénytársaság, Budapest	2007HU161PO001	specific fund	Article 44 §1 (a)	Bohemian Financing Zártkörűen Működő Részvénytársaság, Budapest	2013	3.58	3.04	0.54	0.00	0.00	0	0				3.57		3.57								3.04	3.04				
1.14	Boly és Vidéke Takarékszövetkezet, Boly	2007HU161PO001	specific fund	Article 44 §1 (a)	Boly és Vidéke Takarékszövetkezet, Boly	2009	0.18	0.15	0.03	0.00	0.00	0	0	0				0.18		0.13	0.05						0.15	0.11	0.04			

Hungary

I. Description and identification of the entities which implement FEIs						II. Amounts of OP contributions paid to FEIs (HF or specific fund)					III. Investments made by FEIs in final recipients																
1	2	3	4		5	6	7=8+9+10	8	9	10	11	12=13+14+15+16	13	14	15	16	17=18+19+20+21	18	19	20	21	22=23+24+25+26	23	24	25	26	
No.	Name of the fund	Operational Programme(s)	Type of FEI		Fund manager	Fund set-up	Amounts of OP contributions paid to the fund or set aside in case of guarantees (HF or specific fund)	out of which			Management costs and fees	Total number of financial products offered	out of which				OP contributions invested in final recipients	out of which				SF contributions invested in final recipients	out of which				
			a) HF/specific fund	b) Article 44 §1 (a) or (b) or (c)				Structural Funds	National public co-financing	National private co-financing			loans	guarantees	equity / venture capital	other products		loan	guarantee	equity / venture capital	other product		loan	guarantee	equity / venture capital	other product	
1.15	Bonitás Kockázati Tőkealap, Budapest	2007HU161PO001	specific fund	Article 44 §1 (a)	Bonitás Kockázati Tőkealap, Budapest	2012	5.32	4.52	0.80	0.00	0.00	0					2.60			2.60		2.21			2.21		
1.16	Budapest Bank Zrt., Budapest	2007HU161PO001	specific fund	Article 44 §1 (a)	Budapest Bank Zrt., Budapest	2008	2.04	1.73	0.31	0.00	0.00	0	0	0			2.04	1.32	0.72			1.73	1.12	0.61			
		2007HU162PO001				2009	0.08	0.07	0.01	0.00	0.00	0	0	0			1.00	0.08	0.92			0.85	0.07	0.78			
1.17	Buda Regionális Bank Zártkörűen Működő Részvénytársaság, Bicske	2007HU161PO001	specific fund	Article 44 §1 (a)	Buda Regionális Bank Zártkörűen Működő Részvénytársaság, Bicske	2012	0.00	0.00	0.00	0.00	0.00	0	0				0.00	0.00				0.00	0.00				
1.18	Capital Hitelház Zártkörűen Működő Részvénytársaság, Budapest	2007HU161PO001	specific fund	Article 44 §1 (a)	Capital Hitelház Zártkörűen Működő Részvénytársaság	2014	0.00	0.00	0.00	0.00	0.00	0	0				0.00	0.00				0.00	0.00				
1.19	Carion Ingatlanfinanszírozási Centrum Zrt., Budapest	2007HU161PO001	specific fund	Article 44 §1 (a)	Carion Ingatlanfinanszírozási Centrum Zrt., Budapest	2011	15.59	13.25	2.34	0.00	0.00	0	0				13.10	13.10				11.14	11.14				
		2007HU162PO001				2010	13.15	11.18	1.97	0.00	0.00	0	0			13.15	13.15				11.17	11.17					
1.20	Central-Fund Kockázati Tőkealap-kezelő Zártkörűen Működő Részvénytársaság, Budapest	2007HU161PO001	specific fund	Article 44 §1 (a)	Central-Fund Kockázati Tőkealap-kezelő Zártkörűen Működő Részvénytársaság, Budapest	2009	9.01	7.65	1.35	0.00	0.00	0					6.63		6.63			5.64			5.64		
1.21	CIB Bank Zrt., Budapest	2007HU161PO001	specific fund	Article 44 §1 (a)	CIB Bank Zrt., Budapest	2008	1.12	0.95	0.17	0.00	0.00	0	0	0			1.12	1.12	0.00			0.95	0.95	0.00			
		2007HU162PO001				2009	0.10	0.09	0.02	0.00	0.00	0	0	0			0.10	0.10	0.00			0.09	0.09	0.00			
1.22	City-Faktor Pénzügyi Szolgáltató Zártkörűen Működő Részvénytársaság, Budapest	2007HU161PO001	specific fund	Article 44 §1 (a)	City-Faktor Pénzügyi Szolgáltató Zártkörűen Működő Részvénytársaság, Budapest	2011	6.77	5.75	1.02	0.00	0.00	0	0				6.00	6.00				5.10	5.10				
		2007HU162PO001					4.82	4.09	0.72	0.00	0.00	0	0			4.69	4.69				3.99	3.99					
1.23	Commerzbank Zrt., Budapest	2007HU161PO001	specific fund	Article 44 §1 (a)	Commerzbank Zrt., Budapest	2009	0.00	0.00	0.00	0.00	0.00	0	0				0.00	0.00				0.00	0.00				
		2007HU162PO001					0.00	0.00	0.00	0.00	0.00	0.00	0.00	0.00				0.00	0.00				0.00	0.00			
1.24	Core Venture Zrt., Budapest	2007HU161PO001	specific fund	Article 44 §1 (a)	Core Venture Zrt., Budapest	2012	2.70	2.29	0.40	0.00	0.00	0.00			0.00		0.00		1.48		1.48				1.26		1.26
1.25	CORRIGIA Pénzügyi Szolgáltató Zrt., Pécs	2007HU161PO001	specific fund	Article 44 §1 (a)	CORRIGIA Pénzügyi Szolgáltató Zrt., Pécs	2011	13.02	11.07	1.95	0.00	0.00	0.00	0.00				11.64	11.64				9.89	9.89				
		2007HU162PO001					1.03	0.88	0.16	0.00	0.00	0	0			1.03	1.03				0.88	0.88					
1.26	CREDITIME Pénzügyi Szolgáltató Zártkörűen Működő Részvénytársaság, Budapest	2007HU161PO001	specific fund	Article 44 §1 (a)	CREDITIME Pénzügyi Szolgáltató Zártkörűen Működő Részvénytársaság, Budapest	2012	2.86	2.43	0.43	0.00	0.00	0	0			2.77	2.77				2.36	2.36					
1.27	DBH Investment Kockázati Tőkealap-kezelő Zártkörűen Működő Részvénytársaság, Budapest	2007HU161PO001	specific fund	Article 44 §1 (a)	DBH Investment Kockázati Tőkealap-kezelő Zártkörűen Működő Részvénytársaság, Budapest	2009	11.88	10.09	1.78	0.00	0.00	0			0		11.88		11.88			10.10			10.10		
1.28	DEBT-INVEST Pénzügyi Szolgáltató és Befektetési Zártkörűen Működő Részvénytársaság, Budapest	2007HU161PO001	specific fund	Article 44 §1 (a)	DEBT-INVEST Pénzügyi Szolgáltató és Befektetési Zártkörűen Működő Részvénytársaság, Budapest	2012	4.01	3.41	0.60	0.00	0.00	0	0				2.78	2.78				2.36	2.36				
		2007HU162PO001				2011	1.43	1.22	0.21	0.00	0.00	0	0			1.43	1.43				1.22	1.22					
1.29	Dél-Dunántúli Takarékszövetkezeti Hitelintézet, Kaposvár	2007HU161PO001	specific fund	Article 44 §1 (a)	Dél-Dunántúli Takarékszövetkezeti Hitelintézet, Kaposvár	2012	0.75	0.63	0.11	0.00	0.00	0	0			0.75	0.75				0.63	0.63					
1.30	Dinamo Ventures Kockázati Tőkealap, Budapest	2007HU161PO001	specific fund	Article 44 §1 (a)	Dinamo Ventures Kockázati Tőkealap, Budapest	2013	1.07	0.91	0.16	0.00	0.00	0			0		0.00		0.00			0.00			0.00		

Hungary

I. Description and identification of the entities which implement FEIs						II. Amounts of OP contributions paid to FEIs (HF or specific fund)						III. Investments made by FEIs in final recipients															
1	2	3	4		5	6	7=8+9+10	8	9	10	11	12=13+14+15+16	13	14	15	16	17=18+19+20+21	18	19	20	21	22=23+24+25+26	23	24	25	26	
No.	Name of the fund	Operational Programme(s)	Type of FEI		Fund manager	Fund set-up	Amounts of OP contributions paid to the fund or set aside in case of guarantees (HF or specific fund)	out of which			Management costs and fees	Total number of financial products offered	out of which				OP contributions invested in final recipients	out of which				SF contributions invested in final recipients	out of which				
			a) HF/specific fund	b) Article 44 §1 (a) or (b) or (c)				Structural Funds	National public co-financing	National private co-financing			loans	guarantees	equity / venture capital	other products		loan	guarantee	equity / venture capital	other product		loan	guarantee	equity / venture capital	other product	
1.31	DRB Dél-Dunántúli Regionális Bank Zrt., Siklós	2007HU161PO001	specific fund	Article 44 §1 (a)	DRB Dél-Dunántúli Regionális Bank Zrt., Siklós	2012	0.13	0.11	0.02	0.00	0.00	0	0	0			0.13	0.00	0.13			0.11	0.00	0.11			
1.32	DRB Dél-Dunántúli Regionális Bank Zrt., Siklós	2007HU162PO001	specific fund	Article 44 §1 (c)	DRB Dél-Dunántúli Regionális Bank Zrt., Siklós	2013	0.00	0.00	0.00	0.00	0.00	0		0			0.10		0.10			0.08		0.08			
1.33	Dunapataj és Vidéke Takarékszövetkezet, Dunapataj	2007HU161PO001	specific fund	Article 44 §1 (a)	Dunapataj és Vidéke Takarékszövetkezet, Dunapataj	2013	0.00	0.00	0.00	0.00	0.00	0		0			0.00		0.00			0.00		0.00			
1.34	Dunapataj és Vidéke Takarékszövetkezet, Dunapataj	2007HU162PO001	specific fund	Article 44 §1 (c)	Dunapataj és Vidéke Takarékszövetkezet, Dunapataj	2013	0.00	0.00	0.00	0.00	0.00	0		0			0.00		0.00			0.00		0.00			
1.35	Duna Takarékek Bank Zártkörűen Működő Részvénytársaság, Győr	2007HU161PO001	specific fund	Article 44 §1 (a)	Duna Takarékek Bank Zártkörűen Működő Részvénytársaság, Győr	2009	0.00	0.00	0.00	0.00	0.00	0	0	0			0.00	0.00	0.00			0.00	0.00	0.00			
1.36	Duna Takarékszövetkezet, Győr	2007HU162PO001	specific fund	Article 44 §1 (a)	Duna Takarékszövetkezet, Győr	2009	0.00	0.00	0.00	0.00	0.00	0	0	0			0.00	0.00	0.00			0.00	0.00	0.00			
1.37	Eger és Környéke Takarékszövetkezet, Eger	2007HU161PO001	specific fund	Article 44 §1 (a)	Eger és Környéke Takarékszövetkezet, Eger	2009	0.53	0.45	0.08	0.00	0.00	0	0	0			0.53	0.31	0.22			0.45	0.26	0.19			
1.38	Első Egyszerű Hitel Pénzügyi Szolgáltató Zártkörűen Működő Részvénytársaság, Zalaegerszeg	2007HU161PO001	specific fund	Article 44 §1 (a)	Első Egyszerű Hitel Pénzügyi Szolgáltató Zártkörűen Működő Részvénytársaság, Zalaegerszeg	2013	0.71	0.61	0.11	0.00	0.00	0	0				0.64	0.64				0.55	0.55				
1.39	Első Hitelek Pénzügyi Zártkörűen Működő Részvénytársaság, Budapest	2007HU161PO001	specific fund	Article 44 §1 (a)	Első Hitelek Pénzügyi Zártkörűen Működő Részvénytársaság, Budapest	2012	7.77	6.60	1.16	0.00	0.00	0	0				6.81	6.81				5.79	5.79				
		2.84					2.41	0.43	0.00	0.00	0	0				2.79	2.79				2.37	2.37					
1.40	Első Magyar KTK Zrt., Budapest	2007HU161PO001	specific fund	Article 44 §1 (a)	Első Magyar KTK Zrt., Budapest	2012	1.87	1.59	0.28	0.00	0.00	0		0			0.82		0.82			0.70		0.70			
1.41	Endrőd és Vidéke Takarékszövetkezet, Gyomaendrőd	2007HU161PO001	specific fund	Article 44 §1 (a)	Endrőd és Vidéke Takarékszövetkezet, Gyomaendrőd	2009	1.24	1.06	0.19	0.00	0.00	0	0	0			1.24	0.41	0.84			1.06	0.35	0.71			
1.42	ÉRB Észak-magyarországi Regionális Bank Zrt., Tokaj	2007HU161PO001	specific fund	Article 44 §1 (a)	ÉRB Észak-magyarországi Regionális Bank Zrt., Tokaj	2009	0.00	0.00	0.00	0.00	0.00	0	0	0			0.00	0.00	0.00			0.00	0.00	0.00			
1.43	ÉRB Észak-magyarországi Regionális Bank Zrt. (korábban Takarékszövetkezet hitelint. régi Tokaj), Miskolc	2007HU162PO001	specific fund	Article 44 §1 (c)	ÉRB Észak-magyarországi Regionális Bank Zrt. (korábban Takarékszövetkezet hitelint. régi Tokaj), Miskolc	2012	0.00	0.00	0.00	0.00	0.00	0		0			0.00		0.00			0.00		0.00			
1.44	Erste Bank Hungary Nyrt., Budapest	2007HU161PO001	specific fund	Article 44 §1 (a)	Erste Bank Hungary Nyrt., Budapest	2008	1.04	0.88	0.16	0.00	0.00	0	0				1.04	1.04				0.88	0.88				
		2009				0.27	0.23	0.04	0.00	0.00	0	0				0.27	0.27				0.23	0.23					
1.45	Észak-Tolna Megyei Takarékszövetkezet, Iregszemcse	2007HU161PO001	specific fund	Article 44 §1 (a)	Észak-Tolna Megyei Takarékszövetkezet, Iregszemcse	2013	0.00	0.00	0.00	0.00	0.00	0	0				0.00	0.00				0.00	0.00				
1.46	Eurotrade Capital Pénzügyi Szolgáltató Zártkörűen Működő Részvénytársaság, Kisigmánd	2007HU161PO001	specific fund	Article 44 §1 (a)	Eurotrade Capital Pénzügyi Szolgáltató Zártkörűen Működő Részvénytársaság, Kisigmánd	2013	6.50	5.53	0.98	0.00	0.00	0	0				5.04	5.04				4.28	4.28				
1.47	Euroventures Kockázati Tőkealap-kezelő Zrt., Budapest	2007HU162PO001	specific fund	Article 44 §1 (a)	Euroventures Kockázati Tőkealap-kezelő Zrt., Budapest	2009	11.43	9.71	1.71	0.00	0.00	0		0			8.96		8.96			7.62		7.62			
1.48	Felsőszolca és Vidéke Takarékszövetkezet, Felsőszolca	2007HU161PO001	specific fund	Article 44 §1 (a)	Felsőszolca és Vidéke Takarékszövetkezet, Felsőszolca	2012	0.38	0.32	0.06	0.00	0.00	0	0	0			0.38	0.38	0.00			0.32	0.32	0.00			



Hungary

I. Description and identification of the entities which implement FEIs						II. Amounts of OP contributions paid to FEIs (HF or specific fund)						III. Investments made by FEIs in final recipients															
1	2	3	4		5	6	7=8+9+10	8	9	10	11	12=13+14+15+16	13	14	15	16	17=18+19+20+21	18	19	20	21	22=23+24+25+26	23	24	25	26	
No.	Name of the fund	Operational Programme(s)	Type of FEI		Fund manager	Fund set-up	Amounts of OP contributions paid to the fund or set aside in case of guarantees (HF or specific fund)	out of which			Management costs and fees	Total number of financial products offered	out of which				OP contributions invested in final recipients	out of which				SF contributions invested in final recipients	out of which				
			a) HF/specific fund	b) Article 44, §1 (a) or (b) or (c)				Structural Funds	National public co-financing	National private co-financing			loans	guarantees	equity / venture capital	other products		loan	guarantee	equity / venture capital	other product		loan	guarantee	equity / venture capital	other product	
1.49	FHB Kereskedelmi Bank Zártkörűen Működő Részvénytársaság, Budapest	2007HU161PO001	specific fund	Article 44 §1 (a)	FHB Kereskedelmi Bank Zártkörűen Működő Részvénytársaság, Budapest	2009	0.00	0.00	0.00	0.00	0.00	0	0					0.00	0.00				0.00	0.00			
	2007HU162PO001	0.00					0.00	0.00	0.00	0.00	0	0									0.00	0.00				0.00	0.00
1.50	FINATECH Capital Kockázati Tőkealap-kezelő Zártkörűen Működő Részvénytársaság, Budapest	2007HU161PO001	specific fund	Article 44 §1 (a)	FINATECH Capital Kockázati Tőkealap-kezelő Zártkörűen Működő Részvénytársaság, Budapest	2012	10.71	9.11	1.61	0.00	0.00	0					10.27					8.73				8.73	
1.51	FINEXT STARUP Kockázati Tőkealap-kezelő Zártkörűen Működő Részvénytársaság, Budapest	2007HU161PO001	specific fund	Article 44 §1 (a)	FINEXT STARUP Kockázati Tőkealap-kezelő Zártkörűen Működő Részvénytársaság, Budapest	2009	10.85	9.22	1.63	0.00	0.00	0					10.74					9.13				9.13	
1.52	Fix Hitel Pénzügyi Szolgáltató Zártkörűen Működő Részvénytársaság, Budapest	2007HU161PO001	specific fund	Article 44 §1 (a)	Fix Hitel Pénzügyi Szolgáltató Zártkörűen Működő Részvénytársaság, Budapest	2013	7.68	6.53	1.15	0.00	0.00	0	0				7.68	7.68				6.53	6.53				
1.53	Fókusz Takarékszövetkezet, Jászszentlászló	2007HU161PO001	specific fund	Article 44 §1 (a)	Fókusz Takarékszövetkezet, Jászszentlászló	2013	0.00	0.00	0.00	0.00	0.00	0	0				0.00	0.00	0.00			0.00	0.00	0.00			
1.54	Fókusz Takarékszövetkezet, Jászszentlászló	2007HU162PO001	specific fund	Article 44 §1 (c)	Fókusz Takarékszövetkezet, Jászszentlászló	2013	0.00	0.00	0.00	0.00	0.00	0	0				0.00		0.00			0.00		0.00			
1.55	Főnix Takarékszövetkezet, Debrecen	2007HU161PO001	specific fund	Article 44 §1 (a)	Főnix Takarékszövetkezet, Debrecen	2009	0.28	0.23	0.04	0.00	0.00	0	0	0			0.28	0.28	0.00			0.23	0.23	0.00			
1.56	Fontana Credit Takarékszövetkezet, Szeged	2007HU161PO001	specific fund	Article 44 §1 (a)	Fontana Credit Takarékszövetkezet, Szeged	2009	2.68	2.27	0.40	0.00	0.00	0	0	0			2.68	1.58	1.09			2.27	1.35	0.93			
	2007HU162PO001	0.31					0.27	0.05	0.00	0.00	0	0	0			0.37	0.31	0.05			0.31	0.27	0.05				
1.57	Forrás Takarékszövetkezet, Veszprém	2007HU161PO001	specific fund	Article 44 §1 (a)	Forrás Takarékszövetkezet, Veszprém	2009	0.14	0.12	0.02	0.00	0.00	0	0	0			0.14	0.00	0.14			0.12	0.00	0.12			
1.58	Gádoros és Vidéke Takarékszövetkezet, Gádoros	2007HU161PO001	specific fund	Article 44 §1 (a)	Gádoros és Vidéke Takarékszövetkezet, Gádoros	2012	0.29	0.25	0.04	0.00	0.00	0	0				0.29	0.29				0.25	0.25				
1.59	Garangold Investment Befektető Zrt., Budapest	2007HU161PO001	specific fund	Article 44 §1 (a)	Garangold Investment Befektető Zrt., Budapest	2013	10.71	9.11	1.61	0.00	0.00	0					2.35		2.35			2.00				2.00	
1.60	Garantiqa Hitelgarancia Zrt., Budapest	2007HU161PO001	specific fund	Article 44 §1 (a)	Garantiqa Hitelgarancia Zrt., Budapest	2011	4.50	3.83	0.68	0.00	0.00	0					4.50		4.50			3.83		3.83			
1.61	Garantiqa Hitelgarancia Zrt., Budapest	2007HU162PO001	specific fund	Article 44 §1 (c)	Garantiqa Hitelgarancia Zrt., Budapest	2011	0.00	0.00	0.00	0.00	0.00	0					1.17		1.17			0.91		0.91			
1.62	GB & Partners Kockázati Tőkealap-kezelő Zártkörűen Működő Részvénytársaság, Budapest	2007HU161PO001	specific fund	Article 44 §1 (a)	GB & Partners Kockázati Tőkealap-kezelő Zártkörűen Működő Részvénytársaság, Budapest	2012	13.36	11.35	2.00	0.00	0.00	0					5.45		5.45			4.64				4.64	
1.63	GRÁNIT Bank Zártkörűen Működő Részvénytársaság, Budapest	2007HU161PO001	specific fund	Article 44 §1 (a)	GRÁNIT Bank Zártkörűen Működő Részvénytársaság, Budapest	2011	3.03	2.58	0.46	0.00	0.00	0	0	0			0.70	0.08	0.62			0.60	0.07	0.53			
	2007HU162PO001	0.00					0.00	0.00	0.00	0.00	0	0	0			0.74	0.00	0.74			0.63	0.00	0.63				
1.64	Gran Private Equity Zrt., Budapest	2007HU161PO001	specific fund	Article 44 §1 (a)	Gran Private Equity Zrt., Budapest	2013	10.71	9.11	1.61	0.00	0.00	0					3.62		3.62			3.08				3.08	
1.65	Green Credit Finance Zrt., Budapest	2007HU161PO001	specific fund	Article 44 §1 (a)	Green Credit Finance Zrt., Budapest	2011	7.14	6.07	1.07	0.00	0.00	0	0				6.96	6.96				5.92	5.92				
1.66	Gyöngyös-Mátra Takarékszövetkezet, Gyöngyös	2007HU161PO001	specific fund	Article 44 §1 (a)	Gyöngyös-Mátra Takarékszövetkezet, Gyöngyös	2013	0.00	0.00	0.00	0.00	0.00	0	0				0.00		0.00			0.00		0.00			

Hungary

I. Description and identification of the entities which implement FEIs						II. Amounts of OP contributions paid to FEIs (HF or specific fund)					III. Investments made by FEIs in final recipients															
1	2	3	4		5	6	7=8+9+10	8	9	10	11	12=13+14+15+16	13	14	15	16	17=18+19+20+21	18	19	20	21	22=23+24+25+26	23	24	25	26
No.	Name of the fund	Operational Programme(s)	Type of FEI		Fund manager	Fund set-up	Amounts of OP contributions paid to the fund or set aside in case of guarantees (HF or specific fund)	out of which			Management costs and fees	Total number of financial products offered	out of which				OP contributions invested in final recipients	out of which				SF contributions invested in final recipients	out of which			
			a) HF/specific fund	b) Article 44 §1 (a) or (b) or (c)				Structural Funds	National public co-financing	National private co-financing			loans	guarantees	equity / venture capital	other products		loan	guarantee	equity / venture capital	other product		loan	guarantee	equity / venture capital	other product
1.67	Hajdú-Bihar Megyei Vállalkozásfejlesztési Alapítvány, Debrecen	2007HU161PO001	specific fund	Article 44 §1 (a)	Hajdú-Bihar Megyei Vállalkozásfejlesztési Alapítvány, Debrecen	2008	10.36	8.81	1.55	0.00	0.00	0	0				10.30	10.30					8.75	8.75		
		2007HU162PO001				2011	0.26	0.22	0.04	0.00	0.00	0	0				0.26	0.26					0.22	0.22		
1.68	Hajdú Takarékszövetkezet, Debrecen	2007HU161PO001	specific fund	Article 44 §1 (a)	Hajdú Takarékszövetkezet, Debrecen	2009	1.73	1.47	0.26	0.00	0.00	0	0	0			1.73	1.53	0.20				1.47	1.30	0.17	
		2007HU162PO001					0.00	0.00	0.00	0.00	0.00	0	0	0			0.00	0.00	0.00					0.00	0.00	0.00
1.69	Hatvan és Vidéke Takarékszövetkezet, Hatvan	2007HU161PO001	specific fund	Article 44 §1 (a)	Hatvan és Vidéke Takarékszövetkezet, Hatvan	2009	0.00	0.00	0.00	0.00	0.00	0	0	0			0.00	0.00	0.00				0.00	0.00	0.00	
1.70	Hemisphere Kockázati Tőkealap, Budapest	2007HU161PO001	specific fund	Article 44 §1 (a)	Hemisphere Kockázati Tőkealap, Budapest	2013	1.07	0.91	0.16	0.00	0.00	0			0		0.95			0.95			0.81			0.81
1.71	Héves Megyei Vállalkozás- és Területfejlesztési Alapítvány, Eger	2007HU161PO001	specific fund	Article 44 §1 (a)	Héves Megyei Vállalkozás- és Területfejlesztési Alapítvány, Eger	2008	13.80	11.73	2.07	0.00	0.00	0	0				13.30	13.30					11.30	11.30		
1.72	Hévíz és Vidéke Takarékszövetkezet, Hévíz	2007HU161PO001	specific fund	Article 44 §1 (a)	Hévíz és Vidéke Takarékszövetkezet, Hévíz	2009	0.06	0.05	0.01	0.00	0.00	0	0	0			0.06	0.05	0.01				0.05	0.05	0.01	
1.73	Hitelpont Pénzügyi Szolgáltató Zártkörűen Működő Részvénytársaság, Budapest	2007HU161PO001	specific fund	Article 44 §1 (a)	Hitelpont Pénzügyi Szolgáltató Zártkörűen Működő Részvénytársaság, Budapest	2010	17.28	14.69	2.59	0.00	0.00	0	0				14.48	14.48					12.31	12.31		
		2007HU162PO001					11.68	9.93	1.75	0.00	0.00	0	0				11.63	11.63					9.88	9.88		
1.74	Hungária Takarékszövetkezet, Bonyhád	2007HU161PO001	specific fund	Article 44 §1 (a)	Hungária Takarékszövetkezet, Bonyhád	2009	1.25	1.06	0.19	0.00	0.00	0	0	0			1.23	1.17	0.06				1.05	0.99	0.05	
1.75	InHold Pénzügyi Zártkörűen Működő Részvénytársaság, Budapest	2007HU161PO001	specific fund	Article 44 §1 (a)	InHold Pénzügyi Zártkörűen Működő Részvénytársaság, Budapest	2009	7.80	6.63	1.17	0.00	0.00	0	0				6.84	6.84					5.81	5.81		
		2007HU162PO001					0.65	0.55	0.10	0.00	0.00	0	0				0.65	0.65					0.55	0.55		
1.76	Jász-Nagykún-Szolnok Megyei Vállalkozásfejlesztési Alapítvány, Szolnok	2007HU161PO001	specific fund	Article 44 §1 (a)	Jász-Nagykún-Szolnok Megyei Vállalkozásfejlesztési Alapítvány, Szolnok	2011	5.66	4.81	0.85	0.00	0.00	0	0				5.66	5.66					4.81	4.81		
1.77	Jász Takarékszövetkezet, Jászberény	2007HU161PO001	specific fund	Article 44 §1 (a)	Jász Takarékszövetkezet, Jászberény	2012	0.36	0.30	0.05	0.00	0.00	0	0	0			0.36	0.26	0.10				0.30	0.22	0.08	
1.78	Kaerous Kockázati Tőkealap-kezelő Zrt. (Magvető), Budapest	2007HU161PO001	specific fund	Article 44 §1 (a)	Kaerous Kockázati Tőkealap-kezelő Zrt., Budapest	2012	1.80	1.53	0.27	0.00	0.00	0			0		0.33		0.33				0.28			0.28
1.79	Kaerous Kockázati Tőkealap-kezelő Zrt. (Növekedés), Budapest	2007HU161PO001	specific fund	Article 44 §1 (a)	Kaerous Kockázati Tőkealap-kezelő Zrt., Budapest	2012	6.34	5.39	0.95	0.00	0.00	0			0		4.03		4.03				3.43			3.43
1.80	KA-VOSZ Vállalkozásfejlesztési Zrt., Budapest	2007HU161PO001	specific fund	Article 44 §1 (a)	KA-VOSZ Vállalkozásfejlesztési Zrt., Budapest	2010	7.38	6.27	1.11	0.00	0.00	0	0				7.28	7.28					6.19	6.19		
		2007HU162PO001					1.46	1.24	0.22	0.00	0.00	0	0				1.46	1.46					1.24	1.24		
1.81	KDB Bank (Magyarország) Zrt., Budapest	2007HU161PO001	specific fund	Article 44 §1 (a)	KDB Bank (Magyarország) Zrt., Budapest	2009	0.00	0.00	0.00	0.00	0.00	0	0				0.07	0.07					0.06	0.06		
		Article 44 §1 (a)		0.00			0.00	0.00	0.00	0.00	0	0				0.00	0.00					0.00	0.00			
1.82	Kereskedelmi és Hitelbank Zártkörűen Működő Részvénytársaság, Budapest	2007HU161PO001	specific fund	Article 44 §1 (a)	Kereskedelmi és Hitelbank Zártkörűen Működő Részvénytársaság, Budapest	2008	12.32	10.47	1.85	0.00	0.00	0	0	0			11.47	9.66	1.81				9.75	8.21	1.54	
		Article 44 §1 (a)		0.80			0.68	0.12	0.00	0.00	0	0	0			2.01	0.69	1.32				1.71	0.59	1.12		
1.83	Kéthely és Vidéke Takarékszövetkezet/Bank, Marcali	2007HU161PO001	specific fund	Article 44 §1 (a)	Kéthely és Vidéke Takarékszövetkezet/Bank, Marcali	2009	0.00	0.00	0.00	0.00	0.00	0	0				0.00	0.00					0.00	0.00		

Hungary

I. Description and identification of the entities which implement FEIs						II. Amounts of OP contributions paid to FEIs (HF or specific fund)					III. Investments made by FEIs in final recipients															
1	2	3	4		5	6	7=8+9+10	8	9	10	11	12=13+14+15+16	13	14	15	16	17=18+19+20+21	18	19	20	21	22=23+24+25+26	23	24	25	26
No.	Name of the fund	Operational Programme(s)	Type of FEI		Fund manager	Fund set-up	Amounts of OP contributions paid to the fund or set aside in case of guarantees (HF or specific fund)	out of which			Management costs and fees	Total number of financial products offered	out of which				OP contributions invested in final recipients	out of which				SF contributions invested in final recipients	out of which			
			a) HF/specific fund	b) Article 44 §1 (a) or (b) or (c)				Structural Funds	National public co-financing	National private co-financing			loans	guarantees	equity / venture capital	other products		loan	guarantee	equity / venture capital	other product		loan	guarantee	equity / venture capital	other product
1.84	Kinizsi Bank Zártkörűen Működő Részvénytársaság, Veszprém	2007HU161PO001	specific fund	Article 44 §1 (a)	Kinizsi Bank Zártkörűen Működő Részvénytársaság, Veszprém	2009	0.07	0.06	0.01	0.00	0.00	0	0	0			0.07	0.07	0.00			0.06	0.06	0.00		
		2007HU162PO001		Article 44 §1 (a)			0.00	0.00	0.00	0.00	0.00	0	0	0			0.00	0.00	0.00			0.00	0.00	0.00		
1.85	Kisalföldi Vállalkozásfejlesztési Alapítvány, Győr	2007HU161PO001	specific fund	Article 44 §1 (a)	Kisalföldi Vállalkozásfejlesztési Alapítvány, Győr	2011	8.71	7.40	1.31	0.00	0.00	0	0				8.65	8.65				7.35	7.35			
		2007HU162PO001		0.63			0.53	0.09	0.00	0.00	0	0			0.63	0.63				0.53	0.53					
1.86	Kiskun Takarékszövetkezet (Kiskunfélegyházi Takarékszövetkezet), Kiskunfélegyháza	2007HU161PO001	specific fund	Article 44 §1 (a)	Kiskun Takarékszövetkezet (Kiskunfélegyházi Takarékszövetkezet), Kiskunfélegyháza	2012	0.04	0.04	0.01	0.00	0.00	0	0				0.04	0.04				0.04	0.04			
1.87	Kis-Rába menti Takarékszövetkezet, Beled	2007HU161PO001	specific fund	Article 44 §1 (a)	Kis-Rába menti Takarékszövetkezet, Beled	2009	1.14	0.97	0.17	0.00	0.00	0	0	0			1.14	1.03	0.12			0.97	0.87	0.10		
1.88	Komplex Faktor Követeléskezelő Zrt., Budapest	2007HU161PO001	specific fund	Article 44 §1 (a)	Komplex Faktor Követeléskezelő Zrt., Budapest	2011	9.72	8.26	1.46	0.00	0.00	0	0				9.50	9.50				8.07	8.07			
		2007HU162PO001					9.92	8.43	1.49	0.00	0.00	0	0			9.68	9.68				8.23	8.23				
1.89	Körmend és Vidéke Takarékszövetkezet, Körmend	2007HU161PO001	specific fund	Article 44 §1 (a)	Körmend és Vidéke Takarékszövetkezet, Körmend	2009	7.78	6.62	1.17	0.00	0.00	0	0	0			7.64	7.03	0.61			6.50	5.98	0.52		
1.90	Környe-Bokod Takarékszövetkezet, Környe	2007HU161PO001	specific fund	Article 44 §1 (a)	Környe-Bokod Takarékszövetkezet, Környe	2012	0.11	0.10	0.02	0.00	0.00	0	0	0			0.11	0.11	0.00			0.10	0.10	0.00		
1.91	Kunszentmárton és Vidéke Takarékszövetkezet, Kunszentmárton	2007HU161PO001	specific fund	Article 44 §1 (a)	Kunszentmárton és Vidéke Takarékszövetkezet, Kunszentmárton	2013	0.00	0.00	0.00	0.00	0.00	0	0	0			0.00	0.00				0.00	0.00			
1.92	LMGL-INVEST FACTORING Pénzügyi Zártkörűen Működő Részvénytársaság, Budapest	2007HU161PO001	specific fund	Article 44 §1 (a)	LMGL-INVEST FACTORING Pénzügyi Zártkörűen Működő Részvénytársaság, Budapest	2012	7.34	6.24	1.10	0.00	0.00	0	0				7.33	7.33				6.23	6.23			
1.93	Lövő és Vidéke Takarékszövetkezet, Lovó	2007HU161PO001	specific fund	Article 44 §1 (a)	Lövő és Vidéke Takarékszövetkezet, Lovó	2009	0.52	0.44	0.08	0.00	0.00	0	0	0			0.52	0.49	0.03			0.44	0.41	0.03		
1.94	Magnetissimo Pénzügyi Zártkörűen Működő Részvénytársaság, Budapest	2007HU161PO001	specific fund	Article 44 §1 (a)	Magnetissimo Pénzügyi Zártkörűen Működő Részvénytársaság, Budapest	2009	0.00	0.00	0.00	0.00	0.00	0.00	0.00				0.00	0.00				0.00	0.00			
1.95	Magnetissimo Pénzügyi Zrt. (volt Banco Popolare Hungary Bank Zrt.), Budapest	2007HU162PO001	specific fund	Article 44 §1 (a)	Magnetissimo Pénzügyi Zrt. (volt Banco Popolare Hungary Bank Zrt.), Budapest	2009	0.00	0.00	0.00	0.00	0.00	0.00	0.00				0.00	0.00				0.00	0.00			
1.96	MagNet Magyar Közösségi Bank Zártkörűen Működő Részvénytársaság, Budapest	2007HU162PO001	specific fund	Article 44 §1 (a)	MagNet Magyar Közösségi Bank Zártkörűen Működő Részvénytársaság, Budapest	2011	3.18	2.70	0.48	0.00	0.00	0.00	0.00	0.00			3.17	3.17	0.00			2.69	2.69	0.00		
1.97	MagNet Magyar Közösségi Bank Zártkörűen Működő Részvénytársaság, Budapest	2007HU161PO001	specific fund	Article 44 §1 (a)	MagNet Magyar Közösségi Bank Zártkörűen Működő Részvénytársaság, Budapest	2012	0.10	0.09	0.02	0.00	0.00	0	0				0.10	0.10				0.09	0.09			
1.98	Magyar Fejlesztési Bank Zrt., Budapest	2007HU161PO001	specific fund	Article 44 §1 (a)	Magyar Fejlesztési Bank Zrt., Budapest	2008	0.02	0.02	0.00	0.00	0.00	0	0	0			0.02	0.00	0.02			0.02	0.00	0.02		
1.99	Magyar Fejlesztési Bank Zrt., Budapest	2007HU162PO001	specific fund	Article 44 §1 (c)	Magyar Fejlesztési Bank Zrt., Budapest	2012	0.00	0.00	0.00	0.00	0.00	0	0				0.03	0.03				0.03	0.03			

Hungary

I. Description and identification of the entities which implement FEIs						II. Amounts of OP contributions paid to FEIs (HF or specific fund)					III. Investments made by FEIs in final recipients																	
1	2	3	4		5	6	7=8+9+10	8	9	10	11	12=13+14+15+16	13	14	15	16	17=18+19+20+21	18	19	20	21	22=23+24+25+26	23	24	25	26		
No.	Name of the fund	Operational Programme(s)	Type of FEI		Fund manager	Fund set-up	Amounts of OP contributions paid to the fund or set aside in case of guarantees (HF or specific fund)	out of which			Management costs and fees	Total number of financial products offered	out of which				OP contributions invested in final recipients	out of which				SF contributions invested in final recipients	out of which					
			a) HF/specific fund	b) Article 44 §1 (a) or (b) or (c)				Structural Funds	National public co-financing	National private co-financing			loans	guarantees	equity / venture capital	other products		loan	guarantee	equity / venture capital	other product		loan	guarantee	equity / venture capital	other product		
1.100	Magyar Hitel Központ Pénzügyi Zártkörűen Működő Részvénytársaság, Budapest	2007HU161PO001	specific fund	Article 44 §1 (a)	Magyar Hitel Központ Pénzügyi Zártkörűen Működő Részvénytársaság, Budapest	2013	6.56	5.57	0.98	0.00	0.00	0	0				5.49	5.49				4.66	4.66					
1.101	Magyar Mikrohitelező Központ Pénzügyi Szolgáltató Zártkörűen Működő Részvénytársaság, Budapest	2007HU161PO001	specific fund	Article 44 §1 (a)	Magyar Mikrohitelező Központ Pénzügyi Szolgáltató Zártkörűen Működő Részvénytársaság, Budapest	2012	19.51	16.59	2.93	0.00	0.00	0	0				17.88	17.88				15.20	15.20					
		2007HU162PO001					0.89	0.76	0.13	0.00	0.00	0.00	0.00	0.00	0.00	0.00	0.00	0.00	0.00	0.00	0.00	0.00	0.00	0.00	0.73	0.73		
1.102	Magyar Takarékszövetkezeti Bank Zrt., Budapest	2007HU161PO001	specific fund	Article 44 §1 (a)	Magyar Takarékszövetkezeti Bank Zrt., Budapest	2008	1.63	1.38	0.24	0.00	0.00	0.00	0.00	0.00	0.00	0.00	1.63	1.32	0.31				1.38	1.12	0.26			
		2007HU162PO001				2009	0.00	0.00	0.00	0.00	0.00	0.00	0.00	0.00	0.00	0.00	0.00	0.00	0.00	0.00	0.00	0.00	0.00	0.00	0.00	0.00	0.00	0.00
1.103	Magyar Vidék Hitelszövetkezet, Pécs	2007HU161PO001	specific fund	Article 44 §1 (a)	Magyar Vidék Hitelszövetkezet, Pécs	2010	0.11	0.09	0.02	0.00	0.00	0	0	0			0.11	0.11	0.00			0.09	0.09	0.00				
1.104	Magyar Zaloghitel Faktoring és Pénzügyi Szolgáltató Zrt., Budapest	2007HU161PO001	specific fund	Article 44 §1 (a)	Magyar Zaloghitel Faktoring és Pénzügyi Szolgáltató Zrt., Budapest	2009	16.76	14.25	2.51	0.00	0.00	0	0				16.76	16.76				14.25	14.25					
		2007HU162PO001					22.42	19.05	3.36	0.00	0.00	0	0				22.42	22.42				19.05	19.05					
1.105	Mecsek Takarékszövetkezet, Mecsek-nádasd	2007HU161PO001	specific fund	Article 44 §1 (a)	Mecsek Takarékszövetkezet, Mecsek-nádasd	2012	0.39	0.33	0.06	0.00	0.00	0	0				0.39	0.39				0.33	0.33					
1.106	Merkantil Váltó- és Vagyonbefektető Bank Zrt., Budapest	2007HU161PO001	specific fund	Article 44 §1 (a)	Merkantil Váltó- és Vagyonbefektető Bank Zrt., Budapest	2009	0.66	0.56	0.10	0.00	0.00	0	0	0			0.66	0.00	0.66				0.56	0.00	0.56			
		2007HU162PO001					0.04	0.01	0.03	0.00	0.00	0	0	0			0.36	0.04	0.32				0.31	0.03	0.28			
1.107	Mikrofinanszírozó Pénzügyi Szolgáltató Zártkörűen Működő Részvénytársaság, Budapest	2007HU161PO001	specific fund	Article 44 §1 (a)	Mikrofinanszírozó Pénzügyi Szolgáltató Zártkörűen Működő Részvénytársaság, Budapest	2007	35.09	29.83	5.26	0.00	0.00	0	0				33.22	33.22				28.24	28.24					
		2007HU162PO001					17.73	15.07	2.66	0.00	0.00	0.00	0.00				17.68	17.68				15.03	15.03					
1.108	MIKROHITEL Gazdaságfejlesztő Pénzügyi Zártkörűen Működő Részvénytársaság, Budapest	2007HU161PO001	specific fund	Article 44 §1 (a)	MIKROHITEL Gazdaságfejlesztő Pénzügyi Zártkörűen Működő Részvénytársaság, Budapest	2012	1.20	1.02	0.18	0.00	0.00	0.00	0.00				1.15	1.15				0.98	0.98					
		2007HU162PO001				2011	0.27	0.23	0.04	0.00	0.00	0.00	0.00				0.27	0.27				0.23	0.23					
1.109	MKB Bank Zrt., Budapest	2007HU161PO001	specific fund	Article 44 §1 (a)	MKB Bank Zrt., Budapest	2009	2.00	1.70	0.30	0.00	0.00	0	0	0			2.00	1.57	0.43				1.70	1.33	0.37			
		2007HU162PO001					0.00	0.00	0.00	0.00	0.00	0	0	0			1.13	0.00	1.13				0.96	0.00	0.96			
1.110	Mohácsi Takarékszövetkezet, Mohács	2007HU161PO001	specific fund	Article 44 §1 (a)	Mohácsi Takarékszövetkezet, Mohács	2012	0.52	0.45	0.08	0.00	0.00	0	0	0			0.52	0.03	0.49			0.45	0.03	0.42				
1.111	Morando Kockázati Tőkealap-kezelő Zártkörűen Működő Részvénytársaság, Budapest	2007HU161PO001	specific fund	Article 44 §1 (a)	Morando Kockázati Tőkealap-kezelő Zártkörűen Működő Részvénytársaság, Budapest	2009	16.25	13.81	2.44	0.00	0.00	0			0		17.75		17.75			15.09			15.09			
1.112	MVG Magyar Gazdaság- és Vállalkozásfejlesztő Zártkörűen Működő Részvénytársaság, Budapest	2007HU161PO001	specific fund	Article 44 §1 (a)	MVG Magyar Gazdaság- és Vállalkozásfejlesztő Zártkörűen Működő Részvénytársaság, Budapest	2013	3.14	2.67	0.47	0.00	0.00	0	0				2.61	2.61				2.22	2.22					
1.113	Nagykátai és Vidéke Takarékszövetkezet, Nagykatá	2007HU161PO001	specific fund	Article 44 §1 (a)	Nagykátai és Vidéke Takarékszövetkezet, Nagykatá	2009	0.51	0.43	0.08	0.00	0.00	0	0	0			0.51	0.36	0.15				0.43	0.31	0.13			
		2007HU162PO001					0.40	0.34	0.06	0.00	0.00	0	0	0			0.71	0.40	0.32				0.61	0.34	0.27			
1.114	NHB Növekedési Hitel Bank Zártkörűen Működő Részvénytársaság, Budapest	2007HU161PO001	specific fund	Article 44 §1 (a)	NHB Növekedési Hitel Bank Zártkörűen Működő Részvénytársaság, Budapest	2014	0.00	0.00	0.00	0.00	0.00	0	0				0.00	0.00				0.00	0.00					

Hungary

I. Description and identification of the entities which implement FEIs						II. Amounts of OP contributions paid to FEIs (HF or specific fund)					III. Investments made by FEIs in final recipients																	
1	2	3	4		5	6	7=8+9+10	8	9	10	11	12=13+14+15+16	13	14	15	16	17=18+19+20+21	18	19	20	21	22=23+24+25+26	23	24	25	26		
No.	Name of the fund	Operational Programme(s)	Type of FEI		Fund manager	Fund set-up	Amounts of OP contributions paid to the fund or set aside in case of guarantees (HF or specific fund)	out of which			Management costs and fees	Total number of financial products offered	out of which				OP contributions invested in final recipients	out of which				SF contributions invested in final recipients	out of which					
			a) HF/specific fund	b) Article 44 §1 (a) or (b) or (c)				Structural Funds	National public co-financing	National private co-financing			loans	guarantees	equity / venture capital	other products		loan	guarantee	equity / venture capital	other product		loan	guarantee	equity / venture capital	other product		
1.115	Nógrád Megyei Regionális Vállalkozásfejlesztési Alapítvány, Salgótarján	2007HU161PO001	specific fund	Article 44 §1 (a)	Nógrád Megyei Regionális Vállalkozásfejlesztési Alapítvány, Salgótarján	2009	1.54	1.31	0.23	0.00	0.00	0	0				1.54	1.54				1.31	1.31					
1.116	OTP Bank Nyilvánosan Működő Részvénytársaság, Budapest	2007HU161PO001	specific fund	Article 44 §1 (a)	OTP Bank Nyilvánosan Működő Részvénytársaság, Budapest	2008	4.76	4.05	0.71	0.00	0.00	0	0	0				4.76	3.91	0.85			4.05	3.32	0.73			
		2008				1.85	1.57	0.28	0.00	0.00	0	0	0				2.12	1.34	0.78					1.80	1.14	0.66		
1.117	Pannon 2005 Faktor és Hitel Zártkörűen Működő Részvénytársaság, Budapest	2007HU161PO001	specific fund	Article 44 §1 (a)	Pannon 2005 Faktor és Hitel Zártkörűen Működő Részvénytársaság, Budapest	2012	1.78	1.51	0.27	0.00	0.00	0	0					1.16	1.16				0.98	0.98				
		0.00					0.00	0.00	0.00	0.00	0	0					0.00	0.00							0.00	0.00		
1.118	Pannon Finance Pénzügyi Szolgáltató Zártkörűen Működő Részvénytársaság, Budapest	2007HU161PO001	specific fund	Article 44 §1 (a)	Pannon Finance Pénzügyi Szolgáltató Zártkörűen Működő Részvénytársaság, Budapest	2014	0.71	0.60	0.11	0.00	0.00	0	0				0.48	0.48				0.41	0.41					
1.119	Pannonhalma és Vidéke Takarékszövetkezet, Pannonhalma	2007HU161PO001	specific fund	Article 44 §1 (a)	Pannonhalma és Vidéke Takarékszövetkezet, Pannonhalma	2013	0.00	0.00	0.00	0.00	0.00	0	0				0.00	0.00				0.00	0.00					
1.120	Pannon Hitel Pénzügyi Zártkörűen Működő Részvénytársaság, Budapest	2007HU161PO001	specific fund	Article 44 §1 (a)	Pannon Hitel Pénzügyi Zártkörűen Működő Részvénytársaság, Budapest	2013	2.50	2.13	0.38	0.00	0.00	0	0				1.97	1.97				1.68	1.68					
1.121	Pannon Takarékbank Zrt., Komárom	2007HU161PO001	specific fund	Article 44 §1 (a)	Pannon Takarékbank Zrt., Komárom	2012	0.17	0.15	0.03	0.00	0.00	0	0				0.17	0.17				0.15	0.15					
1.122	PARTISCUM XI Takarékszövetkezet, Szeged	2007HU161PO001	specific fund	Article 44 §1 (a)	PARTISCUM XI Takarékszövetkezet, Szeged	2009	0.60	0.51	0.09	0.00	0.00	0	0	0				0.60	0.53	0.07			0.51	0.45	0.06			
		0.25					0.21	0.04	0.00	0.00	0	0	0				0.47	0.26	0.22					0.40	0.22	0.18		
1.123	PÁTRIA Takarékszövetkezet, Gyömrő	2007HU161PO001	specific fund	Article 44 §1 (a)	PÁTRIA Takarékszövetkezet, Gyömrő	2011	0.11	0.09	0.02	0.00	0.00	0	0				0.11	0.11				0.09	0.09					
		0.97					0.82	0.15	0.00	0.00	0	0	0				1.08	0.97	0.11					0.92	0.82	0.10		
1.124	PBG FMC Tőkealap-kezelő Zrt., Budapest	2007HU161PO001	specific fund	Article 44 §1 (a)	PBG FMC Tőkealap-kezelő Zrt., Budapest	2013	4.81	4.09	0.72	0.00	0.00	0	0			0	4.25		4.25			3.61					3.61	
1.125	PERION Kockázati Tőkealap-kezelő Zrt., Budapest	2007HU161PO001	specific fund	Article 44 §1 (a)	PERION Kockázati Tőkealap-kezelő Zrt., Budapest	2013	1.41	1.20	0.21	0.00	0.00	0	0			0	0.89		0.89			0.76					0.76	
1.126	Pest Megyei Vállalkozásfejlesztési Alapítvány, Godollo	2007HU161PO001	specific fund	Article 44 §1 (a)	Pest Megyei Vállalkozásfejlesztési Alapítvány, Godollo	2009	4.12	3.50	0.62	0.00	0.00	0	0				4.12	4.12				3.50	3.50					
		7.92					6.73	1.19	0.00	0.00	0	0				7.92	7.92						6.73	6.73				
1.127	PLATINIUM Pénzügyi Szolgáltató Zártkörűen Működő Részvénytársaság, Budapest	2007HU161PO001	specific fund	Article 44 §1 (a)	PLATINIUM Pénzügyi Szolgáltató Zártkörűen Működő Részvénytársaság, Budapest	2013	0.00	0.00	0.00	0.00	0.00	0	0				0.00	0.00				0.00	0.00					
1.128	Polgári Bank Zrt., Polgár	2007HU161PO001	specific fund	Article 44 §1 (a)	Polgári Bank Zrt., Polgár	2009	1.04	0.88	0.16	0.00	0.00	0	0	0			1.01	0.85	0.16			0.86	0.72	0.14				
1.129	Polgári Bank Zrt (korábban: Polgári Takarékszövetkezet), Polgár	2007HU162PO001	specific fund	Article 44 §1 (c)	Polgári Bank Zrt (korábban: Polgári Takarékszövetkezet), Polgár	2009	0.00	0.00	0.00	0.00	0.00	0	0			0	0.05		0.05			0.04		0.04				
1.130	Polgári Takarékszövetkezet, Polgár	2007HU162PO001	specific fund	Article 44 §1 (a)	Polgári Takarékszövetkezet, Polgár	2009	0.00	0.00	0.00	0.00	0.00	0	0				0.00	0.00				0.00	0.00					
1.131	PortoLion Kockázati Tőkealap-kezelő Zártkörűen Működő Részvénytársaság, Budapest	2007HU161PO001	specific fund	Article 44 §1 (a)	PortoLion Kockázati Tőkealap-kezelő Zártkörűen Működő Részvénytársaság, Budapest	2009	13.57	11.54	2.04	0.00	0.00	0	0			0	13.23		13.23			11.25					11.25	

Hungary

I. Description and identification of the entities which implement FEIs						II. Amounts of OP contributions paid to FEIs (HF or specific fund)					III. Investments made by FEIs in final recipients																
1	2	3	4		5	6	7=8+9+10	8	9	10	11	12=13+14+15+16	13	14	15	16	17=18+19+20+21	18	19	20	21	22=23+24+25+26	23	24	25	26	
No.	Name of the fund	Operational Programme(s)	Type of FEI		Fund manager	Fund set-up	Amounts of OP contributions paid to the fund or set aside in case of guarantees (HF or specific fund)	out of which			Management costs and fees	Total number of financial products offered	out of which				OP contributions invested in final recipients	out of which				SF contributions invested in final recipients	out of which				
			a) HF/specific fund	b) Article 44 §1 (a) or (b) or (c)				Structural Funds	National public co-financing	National private co-financing			loans	guarantees	equity / venture capital	other products		loan	guarantee	equity / venture capital	other product		loan	guarantee	equity / venture capital	other product	
1.132	Primom Szabolcs-Szatmár-Bereg Megyei Vállalkozásélénkítő Alapítvány, Nyíregyháza	2007HU161PO001	specific fund	Article 44 §1 (a)	Primom Szabolcs-Szatmár-Bereg Megyei Vállalkozásélénkítő Alapítvány, Nyíregyháza	2008	17.35	14.75	2.60	0.00	0.00	0	0				17.13	17.13				14.56	14.56				
		2007HU162PO001				2011	0.03	0.02	0.00	0.00	0.00	0	0				0.03	0.03					0.02	0.02			
1.133	Primus Kockázati Tőkealap-kezelő Zártkörűen Működő Részvénytársaság, Budapest	2007HU161PO001	specific fund	Article 44 §1 (a)	Primus Kockázati Tőkealap-kezelő Zártkörűen Működő Részvénytársaság, Budapest	2009	14.14	12.02	2.12	0.00	0.00	0				0	12.27			12.27		10.43			10.43		
1.134	Rábaközi Takarékszövetkezet, Csorna	2007HU161PO001	specific fund	Article 44 §1 (a)	Rábaközi Takarékszövetkezet, Csorna	2009	0.00	0.00	0.00	0.00	0.00	0	0	0			0.00	0.00	0.00			0.00	0.00	0.00			
1.135	Raiffeisen Bank Zártkörűen Működő Részvénytársaság, Budapest	2007HU161PO001	specific fund	Article 44 §1 (a)	Raiffeisen Bank Zártkörűen Működő Részvénytársaság, Budapest	2008	4.09	3.47	0.61	0.00	0.00	0	0	0			4.09	4.09	0.00			3.47	3.47	0.00			
		2007HU162PO001				0.12	0.10	0.02	0.00	0.00	0	0	0			0.12	0.12	0.00			0.10	0.10	0.00				
1.136	Rajka és Vidéke Takarékszövetkezet, Rajka	2007HU161PO001	specific fund	Article 44 §1 (a)	Rajka és Vidéke Takarékszövetkezet, Rajka	2009	1.71	1.46	0.26	0.00	0.00	0	0	0			1.71	0.98	0.74			1.46	0.83	0.63			
1.137	Rakamaz és Vidéke Körzeti Takarékszövetkezet, Rakamaz	2007HU161PO001	specific fund	Article 44 §1 (a)	Rakamaz és Vidéke Körzeti Takarékszövetkezet, Rakamaz	2009	1.48	1.26	0.22	0.00	0.00	0	0	0			1.48	1.42	0.06			1.26	1.21	0.05			
1.138	Régió Finasz Pénzügyi Zrt., Salgótarján	2007HU161PO001	specific fund	Article 44 §1 (a)	Régió Finasz Pénzügyi Zrt., Salgótarján	2008	1.68	1.43	0.25	0.00	0.00	0	0	0			1.61	1.61	0.00			1.37	1.37	0.00			
		2007HU162PO001				0.00	0.00	0.00	0.00	0.00	0	0	0			0.00	0.00	0.00			0.00	0.00					
1.139	Regionális Fejlesztési Finanszírozó Zártkörűen Működő Részvénytársaság, Budapest	2007HU161PO001	specific fund	Article 44 §1 (a)	Regionális Fejlesztési Finanszírozó Zártkörűen Működő Részvénytársaság, Budapest	2013	0.00	0.00	0.00	0.00	0.00	0	0	0			0.00	0.00	0.00			0.00	0.00	0.00			
1.140	Regionális Fejlesztési Finanszírozó Zrt., Budapest	2007HU162PO001	specific fund	Article 44 §1 (c)	Regionális Fejlesztési Finanszírozó Zrt., Budapest	2013	0.00	0.00	0.00	0.00	0.00	0		0			0.00		0.00			0.00		0.00			
1.141	Rétköz Takarékszövetkezet, Kisvárd	2007HU161PO001	specific fund	Article 44 §1 (a)	Rétköz Takarékszövetkezet, Kisvárd	2009	0.00	0.00	0.00	0.00	0.00	0	0	0			0.00	0.00	0.00			0.00	0.00	0.00			
1.142	River Factoring Pénzügyi Szolgáltató Zártkörűen Működő Részvénytársaság, Budapest	2007HU161PO001	specific fund	Article 44 §1 (a)	River Factoring Pénzügyi Szolgáltató Zártkörűen Működő Részvénytársaság, Budapest	2012	11.39	9.68	1.71	0.00	0.00	0	0				9.77	9.77				8.30	8.30				
1.143	Rónasági Takarékszövetkezet, Fülöpszállás	2007HU161PO001	specific fund	Article 44 §1 (a)	Rónasági Takarékszövetkezet, Fülöpszállás	2013	0.03	0.02	0.00	0.00	0.00	0		0			0.03		0.03			0.02		0.02			
1.144	Sajóvölgye Takarékszövetkezet, Kazincbarcika	2007HU161PO001	specific fund	Article 44 §1 (a)	Sajóvölgye Takarékszövetkezet, Kazincbarcika	2009	0.00	0.00	0.00	0.00	0.00	0	0	0			0.00	0.00	0.00			0.00	0.00	0.00			
1.145	Sárbogárd és Vidéke Takarékszövetkezet, Sárbogárd	2007HU161PO001	specific fund	Article 44 §1 (a)	Sárbogárd és Vidéke Takarékszövetkezet, Sárbogárd	2013	0.01	0.01	0.00	0.00	0.00	0		0			0.01		0.01			0.01		0.01			
1.146	Savaria Takarékszövetkezet, Szombathely	2007HU161PO001	specific fund	Article 44 §1 (a)	Savaria Takarékszövetkezet, Szombathely	2011	0.47	0.40	0.07	0.00	0.00	0	0	0			0.47	0.30	0.17			0.40	0.25	0.14			
1.147	Sberbank Magyarország Zártkörűen Működő Részvénytársaság, Budapest	2007HU161PO001	specific fund	Article 44 §1 (a)	Sberbank Magyarország Zártkörűen Működő Részvénytársaság, Budapest	2008	1.96	1.66	0.29	0.00	0.00	0	0	0			1.96	1.88	0.08			1.66	1.60	0.06			
		2007HU162PO001				0.38	0.32	0.06	0.00	0.00	0	0	0			0.43	0.38	0.05			0.36	0.32	0.04				
1.148	Somogy Megyei Vállalkozói Központ Közalapítvány, Kaposvár	2007HU161PO001	specific fund	Article 44 §1 (a)	Somogy Megyei Vállalkozói Központ Közalapítvány, Kaposvár	2008	10.57	8.99	1.59	0.00	0.00	0	0				10.29	10.29				8.75	8.75				
1.149	Somogy Takarékszövetkezet, Nagyatád	2007HU161PO001	specific fund	Article 44 §1 (a)	Somogy Takarékszövetkezet, Nagyatád	2012	0.18	0.16	0.03	0.00	0.00	0	0				0.18	0.18				0.16	0.16				

Hungary

I. Description and identification of the entities which implement FEIs					II. Amounts of OP contributions paid to FEIs (HF or specific fund)							III. Investments made by FEIs in final recipients														
1	2	3	4		5	6	7=8+9+10	8	9	10	11	12=13+14+15+16	13	14	15	16	17=18+19+20+21	18	19	20	21	22=23+24+25+26	23	24	25	26
No.	Name of the fund	Operational Programme(s)	Type of FEI		Fund manager	Fund set-up	Amounts of OP contributions paid to the fund or set aside in case of guarantees (HF or specific fund)	out of which			Management costs and fees	Total number of financial products offered	out of which				OP contributions invested in final recipients	out of which				out of which				
			a) HF/specific fund	b) Article 44 §1 (a) or (b) or (c)				Structural Funds	National public co-financing	National private co-financing			loans	guarantees	equity / venture capital	other products		loan	guarantee	equity / venture capital	other product	SF contributions invested in final recipients	loan	guarantee	equity / venture capital	other product
1.150	Sopron Bank Burgenland Zártkörűen Működő Részvénytársaság, Sopron	2007HU161PO001	specific fund	Article 44 §1 (a)	Sopron Bank Burgenland Zártkörűen Működő Részvénytársaság, Sopron	2008	2.21	1.88	0.33	0.00	0.00	0	0	0			2.22	1.80	0.42			1.89	1.53	0.36		
		2007HU162PO001				2011	0.00	0.00	0.00	0.00	0.00	0	0	0	0	0			0.12	0.00	0.12			0.10	0.00	0.10
1.151	Start Garancia Pénzügyi Szolgáltató Zrt., Budapest	2007HU162PO001	specific fund	Article 44 §1 (c)	Start Garancia Pénzügyi Szolgáltató Zrt., Budapest	2011	0.00	0.00	0.00	0.00	0.00	0					0.00		0.00			0.00		0.00		
1.152	SZABOLCS Takarékszövetkezet, Nyíregyháza	2007HU161PO001	specific fund	Article 44 §1 (a)	SZABOLCS Takarékszövetkezet, Nyíregyháza	2012	1.76	1.50	0.26	0.00	0.00	0	0	0			1.76	1.76	0.00			1.50	1.50	0.00		
1.153	Szatmár-Beregi Takarékszövetkezet, Fehérgyarmat	2007HU161PO001	specific fund	Article 44 §1 (a)	Szatmár-Beregi Takarékszövetkezet, Fehérgyarmat	2009	0.00	0.00	0.00	0.00	0.00	0	0	0			0.00	0.00	0.00			0.00	0.00	0.00		
1.154	Széchenyi István Hitelszövetkezet, Zalaegerszeg	2007HU161PO001	specific fund	Article 44 §1 (a)	Széchenyi István Hitelszövetkezet, Zalaegerszeg	2013	0.00	0.00	0.00	0.00	0.00	0					0.00		0.00			0.00		0.00		
1.155	Széchenyi István Hitelszövetkezet, Zalaegerszeg	2007HU162PO001	specific fund	Article 44 §1 (c)	Széchenyi István Hitelszövetkezet, Zalaegerszeg	2013	0.00	0.00	0.00	0.00	0.00	0					0.01		0.01			0.01		0.01		
1.156	Széchenyi Kereskedelmi Bank Zrt., Budapest	2007HU161PO001 2007HU162PO001	specific fund	Article 44 §1 (a)	Széchenyi Kereskedelmi Bank Zrt., Budapest	2011	1.96	1.66	0.29	0.00	0.00	0	0	0			1.96	0.48	1.48			1.66	0.41	1.25		
							0.41	0.35	0.06	0.00	0.00	0	0	0			1.74	0.41	1.33			1.48	0.35	1.13		
1.157	Székesfehérvári Regionális Vállalkozásfejlesztési Alapítvány, Székesfehérvár	2007HU161PO001	specific fund	Article 44 §1 (a)	Székesfehérvári Regionális Vállalkozásfejlesztési Alapítvány, Székesfehérvár	2008	10.22	8.68	1.53	0.00	0.00	0	0			10.21	10.21				8.68	8.68				
1.158	Szentesi Hitelszövetkezet, Szentes	2007HU161PO001	specific fund	Article 44 §1 (a)	Szentesi Hitelszövetkezet, Szentes	2010	0.17	0.14	0.03	0.00	0.00	0	0	0			0.17	0.09	0.08			0.14	0.08	0.07		
1.159	Szentgál és Vidéke Takarékszövetkezet, Szentgál	2007HU161PO001	specific fund	Article 44 §1 (a)	Szentgál és Vidéke Takarékszövetkezet, Szentgál	2012	2.21	1.88	0.33	0.00	0.00	0	0	0			1.61	1.52	0.09			1.37	1.29	0.08		
1.160	Szentgál és Vidéke Takarékszövetkezet, Szentgál	2007HU162PO001	specific fund	Article 44 §1 (c)	Szentgál és Vidéke Takarékszövetkezet, Szentgál	2013	0.00	0.00	0.00	0.00	0.00	0					0.36		0.36			0.30		0.30		
1.161	Szentlőrinc-Ománság Takarékszövetkezet, Szentlőrinc	2007HU161PO001	specific fund	Article 44 §1 (a)	Szentlőrinc-Ománság Takarékszövetkezet, Szentlőrinc	2012	0.00	0.00	0.00	0.00	0.00	0	0				0.00	0.00				0.00	0.00			
1.162	Szigetvári Takarékszövetkezet, Pécs	2007HU161PO001	specific fund	Article 44 §1 (a)	Szigetvári Takarékszövetkezet, Pécs	2009	6.47	5.50	0.97	0.00	0.00	0	0	0			6.38	6.36	0.02			5.43	5.41	0.02		
1.163	Terra Credit Pénzügyi Szolgáltató Zártkörűen Működő Részvénytársaság, Budapest	2007HU161PO001	specific fund	Article 44 §1 (a)	Terra Credit Pénzügyi Szolgáltató Zártkörűen Működő Részvénytársaság, Budapest	2013	5.34	4.54	0.80	0.00	0.00	0	0			5.16	5.16				4.39	4.39				
1.164	Tiszafüred és Vidéke Takarékszövetkezet, Tiszafüred	2007HU161PO001	specific fund	Article 44 §1 (a)	Tiszafüred és Vidéke Takarékszövetkezet, Tiszafüred	2009	0.49	0.41	0.07	0.00	0.00	0	0	0			0.49	0.45	0.04			0.41	0.38	0.03		
1.165	Tiszántúli Első Hitelszövetkezet, Debrecen	2007HU161PO001	specific fund	Article 44 §1 (a)	Tiszántúli Első Hitelszövetkezet, Debrecen	2010	1.31	1.12	0.20	0.00	0.00	0	0	0			1.31	1.08	0.23			1.12	0.92	0.19		
1.166	Tisza Takarékszövetkezet, Tiszaföldvár	2007HU161PO001	specific fund	Article 44 §1 (a)	Tisza Takarékszövetkezet, Tiszaföldvár	2012	0.17	0.14	0.03	0.00	0.00	0	0			0.17	0.17				0.14	0.14				
1.167	Tokaj és Vidéke Takarékszövetkezet, Tokaj	2007HU162PO001	specific fund	Article 44 §1 (a)	Tokaj és Vidéke Takarékszövetkezet, Tokaj	2009	0.00	0.00	0.00	0.00	0.00	0	0				0.00	0.00				0.00	0.00			
1.168	Tőkepartner Kockázati Tőkealap-Kelező Zrt., Budapest	2007HU161PO001	specific fund	Article 44 §1 (a)	Tőkepartner Kockázati Tőkealap-Kelező Zrt., Budapest	2013	3.75	3.19	0.56	0.00	0.00	0			0		0.97		0.97			0.83		0.83		
1.169	Tolna Megyei Vállalkozásfejlesztési Alapítvány, Szekszárd	2007HU161PO001 2007HU162PO001	specific fund	Article 44 §1 (a)	Tolna Megyei Vállalkozásfejlesztési Alapítvány, Szekszárd	2011	13.00	11.05	1.95	0.00	0.00	0	0			12.97	12.97				11.02	11.02				
							0.28	0.23	0.04	0.00	0.00	0	0			0.28	0.28						0.23	0.23		

### Hungary

I. Description and identification of the entities which implement FEIs						II. Amounts of OP contributions paid to FEIs (HF or specific fund)					III. Investments made by FEIs in final recipients																	
1	2	3	4		5	6	7=8+9+10	8	9	10	11	12=13+14+15+16	13	14	15	16	17=18+19+20+21	18	19	20	21	22=23+24+25+26	23	24	25	26		
No.	Name of the fund	Operational Programme(s)	Type of FEI		Fund manager	Fund set-up	Amounts of OP contributions paid to the fund or set aside in case of guarantees (HF or specific fund)	out of which			Management costs and fees	Total number of financial products offered	out of which				OP contributions invested in final recipients	out of which				SF contributions invested in final recipients	out of which					
			a) HF/specific fund	b) Article 44 §1 (a) or (b) or (c)				Structural Funds	National public co-financing	National private co-financing			loans	guarantees	equity / venture capital	other products		loan	guarantee	equity / venture capital	other product		loan	guarantee	equity / venture capital	other product		
1.170	UniCredit Bank Hungary Zrt., Budapest	2007HU161PO001	specific fund	Article 44 §1 (a)	UniCredit Bank Hungary Zrt., Budapest	2008	2.46	2.09	0.37	0.00	0.00	0	0	0			2.46	1.94	0.52			2.09	1.64	0.44				
		2007HU162PO001				2009	0.18	0.15	0.03	0.00	0.00	0	0	0			1.16	0.18	0.98			0.98	0.15	0.83				
1.171	Valor Capital Kockázati Tőkealap-kezelő Zrt., Budapest	2007HU161PO001	specific fund	Article 44 §1 (a)	Valor Capital Kockázati Tőkealap-kezelő Zrt., Budapest	2013	6.29	5.34	0.94	0.00	0.00	0			0		6.13			6.13		5.21			5.21			
1.172	Vas Megye és Szombathely Város Regionális Vállalkozásfejlesztési Alapítvány, Vállalkozói Központ, Szombathely	2007HU161PO001	specific fund	Article 44 §1 (a)	Vas Megye és Szombathely Város Regionális Vállalkozásfejlesztési Alapítvány, Vállalkozói Központ, Szombathely	2009	6.29	5.35	0.94	0.00	0.00	0	0				6.33	6.33				5.38	5.38					
1.173	Venturio Kockázati Tőkealap-kezelő Zártkörűen Működő Részvénytársaság, Budapest	2007HU161PO001	specific fund	Article 44 §1 (a)	Venturio Kockázati Tőkealap-kezelő Zártkörűen Működő Részvénytársaság, Budapest	2012	3.65	3.11	0.55	0.00	0.00	0			0		3.12			3.12		2.65			2.65			
1.174	Veszprém Megyei Vállalkozásfejlesztési Alapítvány, Veszprém	2007HU161PO001	specific fund	Article 44 §1 (a)	Veszprém Megyei Vállalkozásfejlesztési Alapítvány, Veszprém	2008	2.48	2.11	0.37	0.00	0.00	0	0				2.48	2.48				2.11	2.11					
1.175	VirPay Financial Group Zártkörűen Működő Részvénytársaság, Mosonmagyaróvár	2007HU161PO001	specific fund	Article 44 §1 (a)	VirPay Financial Group Zártkörűen Működő Részvénytársaság, Mosonmagyaróvár	2014	1.79	1.52	0.27	0.00	0.00	0	0				1.79	1.79				1.52	1.52					
1.176	X-Ventures Alpha Kockázati Tőkealap-kezelő Zrt., Budapest	2007HU161PO001	specific fund	Article 44 §1 (a)	X-Ventures Alpha Kockázati Tőkealap-kezelő Zrt., Budapest	2009	7.38	6.27	1.11	0.00	0.00	0			0		7.83			7.83		6.65			6.65			
1.177	X-Ventures Béta Kockázati Tőkealap-kezelő, Budapest	2007HU161PO001	specific fund	Article 44 §1 (a)	X-Ventures Béta Kockázati Tőkealap-kezelő, Budapest	2012	1.07	0.91	0.16	0.00	0.00	0			0		0.60			0.60		0.51			0.51			
1.178	Zala Megyei Vállalkozásfejlesztési Alapítvány, Zalaegerszeg	2007HU161PO001	specific fund	Article 44 §1 (a)	Zala Megyei Vállalkozásfejlesztési Alapítvány, Zalaegerszeg	2008	13.47	11.45	2.02	0.00	0.00	0	0				13.34	13.34				11.34	11.34					
1.179	Zirci Takarékszövetkezet, Zirc	2007HU161PO001	specific fund	Article 44 §1 (a)	Zirci Takarékszövetkezet, Zirc	2013	0.00	0.00	0.00	0.00	0.00	0		0			0.00		0.00			0.00		0.00				
2	Szechenyi Capital Investment Programme and Fund, 1077 Budapest, Wesselényi u. 20-22.	2007HU161PO003	specific fund	Article 44 §1 (a)	Szechenyi Capital Investment Fund Manager, CPLC (1077 Budapest, Wesselényi u. 28.) is a 100% indirectly state-owned financial agency supervised by the Central Bank of Hungary (Magyar Nemzeti Bank)	2010	6.78	5.77	1.02	0.00	0.21	0			0		2.14			2.14		1.82			1.82			
		2007HU161PO004					6.78	5.77	1.02	0.00	0.21	0			0			2.63			2.63		2.24			2.24		
		2007HU161PO005					6.78	5.77	1.02	0.00	0.21	0			0			3.82			3.82		3.25			3.25		
		2007HU161PO006					6.78	5.77	1.02	0.00	0.21	0			0			1.80			1.80		1.53			1.53		
		2007HU161PO009					6.78	5.77	1.02	0.00	0.21	0			0			3.09			3.09		2.63			2.63		
		2007HU161PO011					6.78	5.77	1.02	0.00	0.21	0			0			2.16			2.16		1.84			1.84		
		2007HU162PO001					6.78	5.77	1.02	0.00	0.21	0			0			5.39			5.39		4.58			4.58		

TOTAL OP contributions provided	from MA to HF's	849.11	721.74	127.37	0.00	15.12			0.00	0.00																
	from HF's to specific funds	797.79	678.09	119.69	0.00	0.00	0.00	0.00	0.00	0.00	0.00	733.03	564.12	29.58	139.33						622.99	479.50	25.05	118.43		
	from MA directly to specific funds	47.48	40.36	7.12	0.00	1.50	0.00					21.03				21.03					17.87			17.87		



## Italy

I. Description and identification of the entities which implement FEIs						II. Amounts of OP contributions paid to FEIs (HF or specific fund)					III. Investments made by FEIs in final recipients																
1	2	3	4		5	6	7=8+9+10	8	9	10	11	12=13+14+15+16	13	14	15	16	17=18+19+20+21	18	19	20	21	22=23+24+25+26	23	24	25	26	
No.	Name of the fund	Operational Programme(s)	Type of FEI		Fund manager	Fund set-up	Amounts of OP contributions paid to the fund or set aside in case of guarantees (HF or specific fund)	out of which			Management costs and fees	Total number of financial products offered	out of which				OP contributions invested in final recipients	out of which				SF contributions invested in final recipients	out of which				
			a) HF/specific fund	b) Article 44, §1 (a) or (b) or (c)				Structural Funds	National public co-financing	National private co-financing			loans	guarantees	equity / venture capital	other products		loan	guarantee	equity / venture capital	other product		loan	guarantee	equity / venture capital	other product	
1	Fondo Microcredito FSE (ESF Microcredit Fund), Napoli	2007IT051PO001	specific fund	Article 44 §1 (a)	Sviluppo Campania SpA, Napoli	2012	100.00	58.29	41.71	0.00	0.00	1451	1451				25.72	25.72				13.66	13.66				
2	Fondo Microcredito PICO FSE (ESF PICO Microcredit Fund), Napoli	2007IT051PO001	specific fund	Article 44 §1 (a)		2013	20.00	12.70	7.30	0.00	0.00																
3	Credito sociale a favore di coloro che versano in situazioni di temporanea difficoltà economica di cui al DDG 2558 del 07.03.2014	2007IT051PO002	specific fund	Article 44 §1 (a)	Fincalabra SpA - Via Pugliese, 30 - 88100 Catanzaro (revoca dell'affidamento ex DDG 8901 del 23.07.2014)	2014	10.00	6.75	3.25	0.00	0.00	0					0.00		0.00			0.00			0.00		
4	Fondo Approdo (attività Professionali promesse da Donne) istituito con Decreto Dirigenziale n. 17161 del 13.12.2013	2007IT051PO002	specific fund	Article 44 §1 (a)	Fincalabra SpA Via Pugliese, 30 - 88100 Catanzaro	2014	4.00	2.70	1.30	0.00	0.00	0					0.00		0.00			0.00			0.00		
5	Fondo di Garanzia per il microcredito (DGR n. 843 del 14 dicembre 2009) - Regione Calabria	2007IT051PO002	specific fund	Article 44 §1 (a)	Fincalabra SpA, Ente strumentale in House della Regione Calabria, Via Pugliese, 30, 88100 Catanzaro	2009	47.00	30.90	16.10	0.00	0.40	704				704	16.11		16.11			0.00			0.00		
6	Fondo di garanzia per l'Occupazione in Calabria (DGR n. 385 del 11/08/2011) - Regione Calabria	2007IT051PO002	specific fund	Article 44 §1 (a)	Fincalabra SpA, Ente strumentale in House della Regione Calabria, Via Pugliese, 30, 88100 Catanzaro	2011	25.00	16.52	8.48	0.00	0.00	9				9	1.00		1.00			0.00			0.00		
7	JER - 050 JEREMIE SICILIA FSE LUXEMBURG	2007IT051PO003	HF	-	European Investment Bank	2010	15.00	11.25	3.75	0.00	1.10																
7.1	BANCA POPOLARE ETICA, Padova CONFESERFIDI, Scidi	2007IT051PO003	specific fund	Article 44 §1 (a)	BANCA POPOLARE ETICA, Padova CONFESERFIDI, Scidi	2012	0.00	0.00	0.00	0.00	0.00	210.00	210.00				3.68		3.68			2.03			2.03		
8	Fondo di Scotelegno e Garanzia FSE - Via Centomani, 11 - 85100 Potenza	2007IT051PO004	specific fund	Article 44 §1 (a)	Sviluppo Basilicata - Società soggetta alla direzione e coordinamento della Regione Basilicata Unico azionista Via Centomani, 11 - 85100 Potenza	2009	15.00	6.00	9.00	0.00	1.16	265.00	265.00				5.25		5.25			2.10			2.10		
9	Fondo Microcredito d'Impresa, Regione Puglia	2007IT051PO005	specific fund	Article 44 §1 (a)	Puglia Sviluppo S.p.a., Modugno (BA) - Via delle Delle	2012	59.00	23.60	35.40	0.00	0.00	403.00	403.00				6.63		6.63			2.65			2.65		
10	Fondo Microcredito FSE istituito dalla Regione Abruzzo con Deliberazione della Giunta Regionale n. 846 del 15/11/2010	2007IT052PO001	specific fund	Article 44 §1 (a)	Abruzzo Sviluppo S.p.a. società in house della Regione Abruzzo, così come riconosciuta dalla Commissione Europea con nota ARES 669906 del 22/06/2012	2010	36.53	14.74	21.79	0.00	0.98	979.00	979.00				21.93		21.93			21.93			21.93		
11	Fondo per il microcredito - LazioInnova	2007IT052PO004	specific fund	Article 44 §1 (a)	LAZIOINNOVA SPA - Via Marco Aurelio 26A, Roma	2014	35.00	17.50	17.50	0.00	0.00																
12	JEREMIE FSE, ISTITUITO PRESSO FINLOMBARDA S.P.A. - VIA TARAMELLI, 12 - 20124 MILANO	2007IT052PO006	HF	-	JEREMIE FSE, istituito presso FINLOMBARDA S.p.a. - Via Taramelli, 12 - 20124 MILANO	2008	20.00	8.47	11.53	0.00	0.55																
12.1	JEREMIE FSE, istituto presso FINLOMBARDA s.p.a. - Via Taramelli, 12 - 20124 MILANO	2007IT052PO006	specific fund	Article 44 §1 (a)	Finlombarda S.P.A. - società soggetta a direzione e coordinamento di Regione Lombardia - Via Taramelli, 12 - 20124 MILANO	2008	20.00	8.47	11.53	0.00	0.55	15640	7820	7820			17.00		15.64	1.36		7.20		6.63	0.58		

## Italy

I. Description and identification of the entities which implement FEIs						II. Amounts of OP contributions paid to FEIs (HF or specific fund)					III. Investments made by FEIs in final recipients															
1	2	3	4		5	6	7=8+9+10	8	9	10	11	12=13+14+15+16	13	14	15	16	17=18+19+20+21	18	19	20	21	22=23+24+25+26	23	24	25	26
No.	Name of the fund	Operational Programme(s)	Type of FEI		Fund manager	Fund set-up	Amounts of OP contributions paid to the fund or set aside in case of guarantees (HF or specific fund)	out of which			Management costs and fees	Total number of financial products offered	out of which				OP contributions invested in final recipients	out of which				SF contributions invested in final recipients	out of which			
			a) HF/specific fund	b) Article 44 §1 (a) or (b) or (c)				Structural Funds	National public co-financing	National private co-financing			loans	guarantees	equity / venture capital	other products		loan	guarantee	equity / venture capital	other product		loan	guarantee	equity / venture capital	other product
13	Fondo di Ingegneria finanziaria di cui all'art. 44 del Reg. CE 1083/2006 - Roma	2007IT052PO007	specific fund	Article 44 §1 (a)	Banca del Mezzogiorno - Mediocredito Centrale Spa - Roma	2010	3.80	1.51	2.29	0.00	0.10	691		691			3.80		3.80			1.51		1.51		
14	Fondo Microcredito FSE - Regione Autonoma Valle d'Aosta	2007IT052PO014	specific fund	Article 44 §1 (a)	Finanziaria Regionale Valle d'Aosta - Società per Azioni siglabile FINAOSTA s.p.a. Sede: via Festaz 22, Aosta (AO)	2013	4.50	2.25	2.25	0.00	0.18															
15	Fondo Microcredito FSE (ESF Microcredit Fund), Cagliari	2007IT052PO016	specific fund	Article 44 §1 (a)	SFIRS SpA, Cagliari	2009	65.50	26.20	39.30	0.00	3.33	2472	2472				59.36	59.36				0.00	0.00			
16	Fondo per lo sviluppo del sistema Cooperativistico in Sardegna	2007IT052PO016	specific fund	Article 44 §1 (a)	SFIRS SpA, Cagliari	2013	9.00	3.60	5.40																	
17	Fondo PISL - POIC FSE	2007IT052PO016	specific fund	Article 44 §1 (a)	SFIRS SpA, Cagliari	2011	40.74	16.30	24.44	0.00	0.53	27	27				0.74	0.74				0.00	0.00			
18	Fondo Regionale di Finanza Inclusiva	2007IT052PO016	specific fund	Article 44 §1 (a)	SFIRS SpA, Cagliari	2013	5.00	2.00	3.00																	
19	Fondo di Garanzia PMI	2007IT161PO001	specific fund	Article 44 §1 (a)	Mediocredito Centrale spa - Roma	2011	80.00	59.36	20.64			2723		2723			21.01		21.01			15.59		15.59		
20	Fondo Rotativo Contratti di sviluppo	2007IT161PO001	specific fund	Article 44 §1 (a)	INVITALIA spa - Roma	2013	20.00	14.84	5.16																	
21	Fondo Rotativo POIn Attrattori A185N	2007IT161PO001	specific fund	Article 44 §1 (a)	INVITALIA spa - Roma	2013	10.00	7.42	2.58			334	334				1.60	1.60				1.18	1.18			
22	Fondo rotativo finanziamento agevolato DM 13 Dicembre 2011 (Linea di attività 1.1)	2007IT161PO002	specific fund	Article 44 §1 (a)	Agenzia nazionale per l'attrazione degli investimenti e lo sviluppo d'impresa - INVITALIA S.p.a. - Roma, via Calabria, 46	1999	70.00	52.50	17.50	0.00	0.00	4	4	0			2.70	1.45	1.25			2.03	1.09	0.94		
23	Fondo rotativo finanziamento agevolato DM 6 agosto 2010 (Linea di attività 1.2)	2007IT161PO002	specific fund	Article 44 §1 (a)	Agenzia nazionale per l'attrazione degli investimenti e lo sviluppo d'impresa - INVITALIA S.p.a. - Roma, via Calabria, 46	2010	105.00	78.75	26.25	0.00	0.00	226	226				1.27	1.27				0.95	0.95			
24	Fondo rotativo finanziamento agevolato DM 6 agosto 2010 (Linea di attività 2.1)	2007IT161PO002	specific fund	Article 44 §1 (a)	Agenzia nazionale per l'attrazione degli investimenti e lo sviluppo d'impresa - INVITALIA S.p.a. - Roma, via Calabria, 46	2010	67.00	50.25	16.75	0.00	0.00	181	181				0.99	0.99				0.74	0.74			
25	Riserva separata POI - Fondo Centrale di Garanzia (Linea di attività 1.2)	2007IT161PO002	specific fund	Article 44 §1 (a)	Unicredit Mediocredito Centrale S.p.a. - Roma, via Piemonte, 51	1999	5.71	4.28	1.43	0.00	0.00															
26	Riserva separata POI - Fondo Centrale di Garanzia (Linea di attività 1.1)	2007IT161PO002	specific fund	Article 44 §1 (a)	Unicredit Mediocredito Centrale S.p.a. - Roma, via Piemonte, 51	1999	32.63	24.48	8.16	0.00	0.00															
27	Riserva separata POI - Fondo Centrale di Garanzia (Linea di attività 1.4)	2007IT161PO002	specific fund	Article 44 §1 (a)	Unicredit Mediocredito Centrale S.p.a. - Roma, via Piemonte, 51	2009	15.50	11.63	3.88	0.00	0.00															
28	Riserva separata POI - Fondo Centrale di Garanzia (Linea di attività 2.1)	2007IT161PO002	specific fund	Article 44 §1 (a)	Unicredit Mediocredito Centrale S.p.a. - Roma, via Piemonte, 51	1999	8.16	6.12	2.04	0.00	0.00	2		2			1.07		1.07			0.80		0.80		
29	Riserva separata POI - Fondo Centrale di Garanzia (Linea di attività 2.5)	2007IT161PO002	specific fund	Article 44 §1 (a)	Unicredit Mediocredito Centrale S.p.a. - Roma, via Piemonte, 51	1999	52.00	39.00	13.00	0.00	0.00															

Italy

I. Description and identification of the entities which implement FEIs						II. Amounts of OP contributions paid to FEIs (HF or specific fund)					III. Investments made by FEIs in final recipients																
1	2	3	4		5	6	7=8+9+10	8	9	10	11	12=13+14+15+16	13	14	15	16	17=18+19+20+21	18	19	20	21	22=23+24+25+26	23	24	25	26	
No.	Name of the fund	Operational Programme(s)	Type of FEI		Fund manager	Fund set-up	Amounts of OP contributions paid to the fund or set aside in case of guarantees (HF or specific fund)	out of which			Management costs and fees	Total number of financial products offered	out of which				OP contributions invested in final recipients	out of which				SF contributions invested in final recipients	out of which				
			a) HF/specific fund	b) Article 44 §1 (a) or (b) or (c)				Structural Funds	National public co-financing	National private co-financing			loans	guarantees	equity / venture capital	other products		loan	guarantee	equity / venture capital	other product		loan	guarantee	equity / venture capital	other product	
30	DM 23/07/2009- Fondo rotativo (inclusi Contratti di Sviluppo) - Rome	2007IT161PO006	specific fund	Article 44 §1 (a)	INVITALIA S.p.A. - Rome	2011	202.00	151.50	50.50			653	653				57.82	57.82				57.82	57.82				
31	Fondo FIT PIA Innovazione - Rome	2007IT161PO006	specific fund	Article 44 §1 (a)	MISE DGIAI ROME	2009	90.51	67.88	22.63			242	242				17.26	17.26				17.26	17.26				
32	Fondo FIT PON "Legge 46/82 - Analisi fattuale" ROME	2007IT161PO006	specific fund	Article 44 §1 (a)	MISE DGIAI ROME	2009	45.00	33.75	11.25			53.00	53.00				14.60	14.60				14.60	14.60				
33	Fondo FIT PON "Legge 46/82 - bando start-up" ROME	2007IT161PO006	specific fund	Article 44 §1 (a)	MISE DGIAI ROME	2009	5.00	3.75	1.25			9.00	9.00				1.62	1.62				1.62	1.62				
34	Fondo FIT PON "Legge 46/82 - generalista" ROME	2007IT161PO006	specific fund	Article 44 §1 (a)	MISE DGIAI, ROME	2009	85.00	63.75	21.25			97.00	97.00				27.57	27.57				27.57	27.57				
35	Fondo FIT PON "Legge 46/82 - sportello REACH" - Rome	2007IT161PO006	specific fund	Article 44 §1 (a)	MISE DGIAI - Rome	2009	10.00	7.50	2.50			9	9				4.00	4.00				4.00	4.00				
36	Fondo Rotativo PON Contratti di Sviluppo, Rome	2007IT161PO006	specific fund	Article 44 §1 (a)	INVITALIA Sp.A., ROME	2012	95.00	71.25	23.75			11	11				17.17	17.17				17.17	17.17				
37	Fondo Rotativo PON R&C 185N	2007IT161PO006	specific fund	Article 44 §1 (a)	INVITALIA Sp.A., ROME	2013	33.00	24.75	8.25																		
38	Riserva PON Ricerca e Competitività del Fondo Centrale di Garanzia - ROME	2007IT161PO006	specific fund	Article 44 §1 (a)	MedioCredito Centrale SpA - ROME	2010	550.00	412.50	137.50			19972					271.28		271.28								
39	<b>JEREMIE HOLDING FUND, Calabria</b>	2007IT161PO008	HF	-	European Investment Fund	2011	45.00	33.75	11.25	0.00	2.10																
39.1	Funded Risk Sharing Financial Instrument per la Regione Calabria Regione Calabria Via Massara, 2 88100-Catanzaro	2007IT161PO008	specific fund	Article 44 §1 (a)	Banca del Mezzogiorno - MedioCredito Centrale SpA Viale America, 351 - 00144 Roma Banco di Napoli Via Toledo 177 - 80132 Napoli	2013	45.00	33.75	11.25	0.00	2.10	17	17				1.50	1.50				1.13	1.13				
40	Fondo di Garanzia Regionale PMI - Nuovi investimenti, ammodernamenti, sviluppo delle strutture aziendali dei settori commerciali, industriali, di servizio ed artigianali Regione Calabria Via Massara, 2 88100-Catanzaro	2007IT161PO008	specific fund	Article 44 §1 (a)	Fincalabra SPA - Via Pugliese - 88100 Catanzaro	2011	51.67	38.75	12.92	0.00	1.03						0.00		0.00			0.00		0.00			
41	FONDO REGIONALE PER IL SOSTEGNO AGLI INVESTIMENTI DELLE PMI REGIONALI ATTRAVERSO IL MEZZANINE FINANCING Regione Calabria Via Massara, 2 88100-Catanzaro	2007IT161PO008	specific fund	Article 44 §1 (a)	FINCALABRA SPA VIA Pugliese - 88100 Catanzaro	2011	25.00	18.75	6.25	0.00	0.50	19	19				2.60	2.60				1.95	1.95				

## Italy

I. Description and identification of the entities which implement FEIs						II. Amounts of OP contributions paid to FEIs (HF or specific fund)					III. Investments made by FEIs in final recipients																
1	2	3	4		5	6	7=8+9+10	8	9	10	11	12=13+14+15+16	13	14	15	16	17=18+19+20+21	18	19	20	21	22=23+24+25+26	23	24	25	26	
No.	Name of the fund	Operational Programme(s)	Type of FEI		Fund manager	Fund set-up	Amounts of OP contributions paid to the fund or set aside in case of guarantees (HF or specific fund)	out of which			Management costs and fees	Total number of financial products offered	out of which				OP contributions invested in final recipients	out of which				SF contributions invested in final recipients	out of which				
			a) HF/specific fund	b) Article 44, §1 (a) or (b) or (c)				Structural Funds	National public co-financing	National private co-financing			loans	guarantees	equity / venture capital	other products		loan	guarantee	equity / venture capital	other product		loan	guarantee	equity / venture capital	other product	
42	FONDO DI GARANZIA PER LE PICCOLE E MEDIE IMPRESE DI CUI ALLA LEGGE 23 DICEMBRE 1996, N. 662, ARTICOLO 2*	2007IT161PO009	HF	-	Ministero per lo Sviluppo Economico (MISE)	2013	45.00	45.00																			
42.1	Fondo di Garanzia per le piccole e medie imprese di cui alla Legge 23 dicembre 1996, n. 662, articolo 2*	2007IT161PO009	specific fund	Article 44 §1 (a)	ministero sviluppo economico			45.00																			
43	FONDO PER LE IMPRESE	2007IT161PO009	HF	-	Sviluppo Campania	2013	265.00	198.75	66.25																		
43.1	Fondo Regionale per lo sviluppo a favore delle PMI Campane*	2007IT161PO009	specific fund	Article 44 §1 (a)	sviluppo campania				25.00																		
44	JEREMIE	2007IT161PO009	HF	-	European Investment Fund	2008	90.00	67.50	22.50																		
44.1	Jeremie 007/03	2007IT161PO009	specific fund	Article 44 §1 (a)	European Investment Fund - Banca Popolare Etica e Banca Popolare di Sviluppo	2012	9.00	6.75	2.25	0.00		24	24				1.30	1.30				0.98	0.98				
45	JESSICA	2007IT161PO009	HF	-	European Investment Bank	2011	100.00	75.00	25.00																		
45.1	Jessica	2007IT161PO009	specific fund	Article 44 §1 (b)	European Investment Bank - Equiter - Banco di Napoli e Banca Impresa		100.00	75.00	25.00	0.00																	
46	Accesso al credito per le PMI (The access to credit for SMEs) - Fondo tranché cover - Regione Puglia, Via Gentile, 52 - Bari (FE6.104525)	2007IT161PO010	specific fund	Article 44 §1 (a)	Puglia Sviluppo S.p.A. - via delle Delle angolo via delle Petunie zona industriale - 70026 Modugno (BA) - P.Iva 01751950733	2011	20.00	12.48	7.52	0.00	0.63	0					0					0.00			0.00		
47	Accesso al credito per le PMI (The access to credit for SMEs) - Regione Puglia, Via Gentile, 52 - Bari (FE6.100001)	2007IT161PO010	specific fund	Article 44 §1 (a)	CO.FIDI PUGLIA ARL, VIALE EINAUDI/51, Bari	2009	12.25	8.21	4.04	0.00	0.77	722					722				9.20			9.20		5.74	5.74
48	Accesso al credito per le PMI (The access to credit for SMEs) - Regione Puglia, Via Gentile, 52 - Bari (FE6.100002)	2007IT161PO010	specific fund	Article 44 §1 (a)	COFIDI COMMERCianti DI CAPITANATA SOCIETA' COOPERATIVA, VIA LUIGI MIRANDA 10, Foggia	2009	3.75	2.34	1.41	0.00	0.19	369					369				2.80			2.80		1.75	1.75
49	Accesso al credito per le PMI (The access to credit for SMEs) - Regione Puglia, Via Gentile, 52 - Bari (FE6.100003)	2007IT161PO010	specific fund	Article 44 §1 (a)	FIDINDUSTRIA PUGLIA, Via Amendola 172/5 c/o Ass.ne Indus.li di Bari, Bari	2009	5.08	3.17	1.91	0.00	0.23	231					231				4.62			4.62		2.88	2.88
50	Accesso al credito per le PMI (The access to credit for SMEs) - Regione Puglia, Via Gentile, 52 - Bari (FE6.100004)	2007IT161PO010	specific fund	Article 44 §1 (a)	L'ARTIGIANA - COOPERATIVA ARTIGIANA DI GARANZIA DI LECCE SOCIETA' COOPERATIVA A MUTUALITA' PREVALENTE, via cosimo de giorgi, 22, Lecce	2009	7.30	4.55	2.74	0.00	0.06	90					90				0.96			0.96		0.60	0.60

Italy

I. Description and identification of the entities which implement FEIs						II. Amounts of OP contributions paid to FEIs (HF or specific fund)					III. Investments made by FEIs in final recipients																			
1	2	3	4		5	6	7=8+9+10	8	9	10	11	12=13+14+15+16	13	14	15	16	17=18+19+20+21	18	19	20	21	22=23+24+25+26	23	24	25	26				
No.	Name of the fund	Operational Programme(s)	Type of FEI		Fund manager	Fund set-up	Amounts of OP contributions paid to the fund or set aside in case of guarantees (HF or specific fund)	out of which			Management costs and fees	Total number of financial products offered	out of which				OP contributions invested in final recipients	out of which				SF contributions invested in final recipients	out of which							
			a) HF/specific fund	b) Article 44, §1 (a) or (b) or (c)				Structural Funds	National public co-financing	National private co-financing			loans	guarantees	equity / venture capital	other products		loan	guarantee	equity / venture capital	other product		loan	guarantee	equity / venture capital	other product				
51	Accesso al credito per le PMI (The access to credit for SMEs) - Regione Puglia, Via Gentile, 52 - Bari (FE6.100005)	2007IT161PO010	specific fund	Article 44 §1 (a)	COOPERATIVA ARTIGIANA DI GARANZIA DI BARI SOC.COOP. A R.L., VIA V. N. DE NICOLO',20, Bari	2009	4.84	3.02	1.82	0.00	0.10	245		245			1.98					1.24				1.24				
52	Accesso al credito per le PMI (The access to credit for SMEs) - Regione Puglia, Via Gentile, 52 - Bari (FE6.100006)	2007IT161PO010	specific fund	Article 44 §1 (a)	ARTIGIANFIDI SOCIETA' COOPERATIVA A R.L., VIA NICOLA DE NICOLO' 20, Bari	2009	6.16	3.85	2.32	0.00	0.19	355		355			3.20					2.00				2.00				
53	Accesso al credito per le PMI (The access to credit for SMEs) - Regione Puglia, Via Gentile, 52 - Bari (FE6.100007)	2007IT161PO010	specific fund	Article 44 §1 (a)	SOCIETA' GARANZIA COMMERCianti S. COOP. A R.L., Via Berardi n. 8, Taranto	2009	5.83	3.64	2.19	0.00	0.12	255		255			2.77					1.73				1.73				
54	Accesso al credito per le PMI (The access to credit for SMEs) - Regione Puglia, Via Gentile, 52 - Bari (FE6.100008)	2007IT161PO010	specific fund	Article 44 §1 (a)	CNA SOCIETA' COOPERATIVA ARTIGIANA DI GARANZIA DI CREDITO A R.L., via Tor Pisana 102, Brindisi	2009	3.88	2.42	1.46	0.00	0.03	67		67			0.47					0.29				0.29				
55	Accesso al credito per le PMI (The access to credit for SMEs) - Regione Puglia, Via Gentile, 52 - Bari (FE6.103891)	2007IT161PO010	specific fund	Article 44 §1 (a)	Co.Fidi Puglia soc coop a.r.l. - Via L. Einaudi, 51 - Bari	2012	15.45	9.64	5.81		0.62	674		674			11.90					7.43				7.43				
56	Accesso al credito per le PMI (The access to credit for SMEs) - Regione Puglia, Via Gentile, 52 - Bari (FE6.103893)	2007IT161PO010	specific fund	Article 44 §1 (a)	Artigianfidi Puglia soc. coop. r.l. - Via N. De Nicolò, 20 - Bari	2012	11.75	7.33	4.42		0.47	397		397			4.65					2.90				2.90				
57	Accesso al credito per le PMI (The access to credit for SMEs) - Regione Puglia, Via Gentile, 52 - Bari (FE6.103894)	2007IT161PO010	specific fund	Article 44 §1 (a)	Fidindustria Puglia Consorzio Fidi - Via Amendola, 172/5 - Bari	2012	11.35	7.09	4.27		0.45	403		403			5.70					3.56				3.56				
58	Accesso al credito per le PMI (The access to credit for SMEs) - Regione Puglia, Via Gentile, 52 - Bari (FE6.103895)	2007IT161PO010	specific fund	Article 44 §1 (a)	Confidi ConfCommercio Puglia - Via Berardi, 8 - Taranto	2012	11.45	7.14	4.30		0.46	53703419		53703419			6.14					0.00				0.00				
59	Aiuti a microimprese di nuova costituzione - Nuove Iniziative d'impresa (Start-Up) - Regione Puglia, Via Gentile, 52 - Bari (FE6.104825)	2007IT161PO010	specific fund	Article 44 §1 (a)	Puglia Sviluppo S.p.A. - via delle Dalle angolo via delle Petunie zona industriale - 70026 Modugno (BA) - P.Iva 01751950733	2013	25.76	16.07	9.69		0.84	79		79			5.56					5.56								
60	Aiuti in forma di controgaranzia del credito erogato in favore di micro imprese e PMI - Regione Puglia, Via Gentile, 52 - Bari (FE6.103357)	2007IT161PO010	specific fund	Article 44 §1 (a)	Puglia Sviluppo S.p.A. - via delle Dalle angolo via delle Petunie zona industriale - 70026 Modugno (BA) - P.Iva 01751950732	2011	5.00	3.12	1.88	0.00	0.80	0		0			0.00					0.00				0.00				

## Italy

I. Description and identification of the entities which implement FEIs						II. Amounts of OP contributions paid to FEIs (HF or specific fund)					III. Investments made by FEIs in final recipients																	
1	2	3	4		5	6	7=8+9+10	8	9	10	11	12=13+14+15+16	13	14	15	16	17=18+19+20+21	18	19	20	21	22=23+24+25+26	23	24	25	26		
No.	Name of the fund	Operational Programme(s)	Type of FEI		Fund manager	Fund set-up	Amounts of OP contributions paid to the fund or set aside in case of guarantees (HF or specific fund)	out of which			Management costs and fees	Total number of financial products offered	out of which				OP contributions invested in final recipients	out of which				SF contributions invested in final recipients	out of which					
			a) HF/specific fund	b) Article 44, §1 (a) or (b) or (c)				Structural Funds	National public co-financing	National private co-financing			loans	guarantees	equity / venture capital	other products		loan	guarantee	equity / venture capital	other product		loan	guarantee	equity / venture capital	other product		
61	Finanziamento per la realizzazione di progetti di promozione internazionale - Regione Puglia, Via Gentile, 52 - Bari (FE6.300100)	2007IT161PO010	specific fund	Article 44 §1 (a)	Puglia Sviluppo S.p.A. - via delle Dalle angolo via delle Petunie zona industriale - 70026 Modugno (BA) - P.Iva 01751950733	2013	12.50	7.80	4.70	0.00	0.30	12	12					0.77	0.77					0.48	0.48			
62	Fondo finanziamento del rischio in favore delle PMI - Regione Puglia, Via Gentile, 52 - Bari (FE6.105583)	2007IT161PO010	specific fund	Article 44 §1 (a)	Puglia Sviluppo S.p.A. - Via delle Dalle angolo via delle Petunie - zona industriale - 70026 Modugno (BA) - P.IVA 01751950733	2014	135.84	84.76	51.07	0.00	0.00																	
63	*Fondo di garanzia - PO FESR Basilicata 2007-2013 - DGR n. 2124 del 15.12.2009*, Potenza	2007IT161PO012	specific fund	Article 44 §1 (a)	Sviluppo Basilicata SpA, Potenza	2013	29.00	13.84	15.16	0.00	98.67	5			5			0.00		0.00					0.00		0.00	
64	Avviso pubblico per l'integrazione dei fondi rischi delle cooperative e dei consorzi fidi aventi sede operativa nella Regione Basilicata - D.G.R. 1558 del 20/11/2012 D.G.R. n. 938 del 27/07/2014	2007IT161PO012	specific fund	Article 44 §1 (a)	Continuità artigiana soc. coop., Consorzio Lucania Fidi soc. coop., Cofidi Basilicata Soc. Coop., Con.art. Fidi soc. coop., Co.Fidi Puglia soc. coop., Cooperfidi Abruzzo Soc. Coop.	2012					0.00																	
65	Fondo di rotazione Por Fesr Abruzzo 2007-2013 - Attività 1.2.2 del Por "Aiuti alle piccole nuove imprese innovative" - Attività 1.2.4 del por "Azioni pre migliorare la capacità di accesso al credito da parte delle PMI	2007IT162PO001	specific fund	Article 44 §1 (a)	ATI Fira - Via Ferrari 155, 65100 Pescara	2012	32.15	12.10	20.05		2.03	489			482	7		2.55		0.00	2.55						0.00	
66	<b>FONDO REGIONALE DI CAPITALE DI RISCHIO A COMPARTICIPAZIONE PUBBLICO/PRIVATA DENOMINATO INGENIUM II</b>	2007IT162PO002	HF	-	Zernike Meta Ventures S.p.A.	2011	10.37	2.58	4.42	3.37	0.00																	
66.1	Fondo Regionale di Capitale di Rischio a compartecipazione pubblico/privata denominato Ingenium II	2007IT162PO002	specific fund	Article 44 §1 (a)	Zernike Meta Ventures S.p.A. con sede legale a Terni (TR) via Luigi Casale, 7		7.00	2.58	4.42	0.00	0.00																	
67	<b>FONDO REGIONALE ROTATIVO DI FINANZA AGEVOLATA</b>	2007IT162PO002	HF	-	Unifidi Emilia-Romagna Soc. Coop. R.L., Bologna (BO), via Brugnoli 6.	2012	9.98	3.51	5.99	0.48	0.00																	
67.1	Fondo rotativo regionale di finanza agevolata	2007IT162PO002	specific fund	Article 44 §1 (c)	Unifidi Emilia-Romagna Soc. Coop. R.L., Bologna (BO), via Brugnoli 6.		9.50	3.51	5.99	0.00	0.00																	

Italy

I. Description and identification of the entities which implement FEIs						II. Amounts of OP contributions paid to FEIs (HF or specific fund)					III. Investments made by FEIs in final recipients																							
1	2	3	4		5	6	7=8+9+10	8	9	10	11	12=13+14+15+16	13	14	15	16	17=18+19+20+21	18	19	20	21	22=23+24+25+26	23	24	25	26								
No.	Name of the fund	Operational Programme(s)	Type of FEI		Fund manager	Fund set-up	Amounts of OP contributions paid to the fund or set aside in case of guarantees (HF or specific fund)	out of which			Management costs and fees	Total number of financial products offered	out of which				OP contributions invested in final recipients	out of which				SF contributions invested in final recipients	out of which											
			a) HF/specific fund	b) Article 44, §1 (a) or (b) or (c)				Structural Funds	National public co-financing	National private co-financing			loans	guarantees	equity / venture capital	other products		loan	guarantee	equity / venture capital	other product		loan	guarantee	equity / venture capital	other product								
68	FONDO REGIONALE ROTATIVO DI FINANZA AGEVOLATA A COMPARTECIPAZIONE PRIVATA (PER INTERVENTI DI SUPPORTO ALLE NUOVE IMPRESE) VIA BRUGNOLI, 06 BOLOGNA	2007IT162PO002	HF	-	RTI Unifidi Emilia Romagna Soc. Coop. a R. L. e Fidindustria Emilia Romagna.Via Brugnoli, 06 Bologna	2013	13.97	5.16	8.81	0.00	0.00																							
68.1	"Fondo di Garanzia per le PMI" ("Guarantee Fund for SMEs")	2007IT162PO003	specific fund	Article 44 §1 (a)	Consortium: "Competitività e Sviluppo FVG"; Lead Partner: "Confidimprese FVG" - Via Savorgniana, 27 33100 - Udine - Italy	2010	22.00	7.04	14.96	0.00	0.26	119		119								21.18					6.78				6.78			
69	ASSE I - FONDO DI PARTECIPAZIONE IF. LAZIO INNOVA SPA (GIÀ SVILUPPO LAZIO SPA) VIA M. AURELIO, 26/A 00184 VIA DELL'AMBA ARADAM, 9 00184 ROMA	2007IT162PO004	HF	-	Lazio Innova SpA (già Sviluppo Lazio SpA.) Via M. Aurelio, 26/a 00184 - Via dell'Amba Aradam, 9 00184 ROMA	2011	82.50	41.25	41.25																									
69.1	Asse I - Fondo di Ingegneria Finanziaria a favore delle PMI a valere sul POR FESR Lazio 2007-2013 Linea di attività "Fondo di Patrimonializzazione PMI" Lazio Innova SpA Via M. Aurelio, 26/a 00184 - Via dell'Amba Aradam, 9 00184	2007IT162PO004	specific fund	Article 44 §1 (a)	Lazio Innova SpA (già Sviluppo Lazio SpA.) Via M. Aurelio, 26/a 00184 - Via dell'Amba Aradam, 9 00184 ROMA		32.50	16.25	16.25	0.00																								
69.2	Asse I - Fondo di partecipazione IF - linea di attività "Fondo per prestiti partecipativi alle Start-up - Lazio Innova SpA - Via dell'Amba Aradam, 9 00184 ROMA	2007IT162PO004	specific fund	Article 44 §1 (a)	Sviluppo Lazio SpA. Via Vincenzo Bellini 22 00198 ROMA		10.00	5.00	5.00	0.00																								
69.3	Asse I - Nuovo Fondo di Ingegneria Finanziaria a favore delle PMI a valere sul POR FESR Lazio 2007-2013 Linea di attività "Fondo di Patrimonializzazione PMI Lazio Innova SpA Via dell'Amba Aradam, 9 00184 ROMA	2007IT162PO004	specific fund	Article 44 §1 (a)	Lazio Innova SpA (già Sviluppo Lazio SpA.) Via dell'Amba Aradam, 9 00184 ROMA	2012	5.00	2.50	2.50	0.00		131	131					9.34	9.34								4.67	4.67						

## Italy

I. Description and identification of the entities which implement FEIs						II. Amounts of OP contributions paid to FEIs (HF or specific fund)					III. Investments made by FEIs in final recipients																		
1	2	3	4		5	6	7=8+9+10	8	9	10	11	12=13+14+15+16	13	14	15	16	17=18+19+20+21	18	19	20	21	22=23+24+25+26	23	24	25	26			
No.	Name of the fund	Operational Programme(s)	Type of FEI		Fund manager	Fund set-up	Amounts of OP contributions paid to the fund or set aside in case of guarantees (HF or specific fund)	out of which			Management costs and fees	Total number of financial products offered	out of which				OP contributions invested in final recipients	out of which				SF contributions invested in final recipients	out of which						
			a) HF/specific fund	b) Article 44, §1 (a) or (b) or (c)				Structural Funds	National public co-financing	National private co-financing			loans	guarantees	equity / venture capital	other products		loan	guarantee	equity / venture capital	other product		loan	guarantee	equity / venture capital	other product			
69.4	Asse I - Nuovo Fondo di partecipazione IF - linea di attività "Fondo per il finanziamento del capitale circolante e degli investimenti produttivi delle PMI Lazio Innova SpA Via dell'Amba Aradam, 9 00184 ROMA	2007IT162PO004	specific fund	Article 44 §1 (a)	Lazio Innova SpA (già Sviluppo Lazio SpA.) Via dell'Amba Aradam, 9 00184 ROMA	2014	35.00	17.50	17.50	0.00		111	111					16.20	16.20					8.10	8.10				
70	ASSE II - FONDO DI PARTECIPAZIONE IF - LAZIO INNOVA SPA (GIÀ SVILUPPO LAZIO SPA.) VIA M. AURELIO, 26 00184 - VIA DELL'AMBA ARADAM, 9 00184 ROMA	2007IT162PO004	HF	-	Lazio Innova SpA (già Sviluppo Lazio SpA.) Via M. Aurelio, 26 00184 - Via dell'Amba Aradam, 9 00184 ROMA	2011	50.00	25.00	25.00	0.00																			
70.1	Asse II Fondo di promozione dell'efficienza energetica e della produzione di energia rinnovabile - Bando per le PMI. Lazio Innova SpA (già Sviluppo Lazio SpA) Via M. Aurelio, 26 00184 - Via dell'Amba Aradam, 9 00184 ROMA	2007IT162PO004	specific fund	Article 44 §1 (c)	Lazio Innova SpA (già Sviluppo Lazio SpA.) Via M. Aurelio, 26/a 00184 - Via dell'Amba Aradam, 9 00184 ROMA	2013	50.00	25.00	25.00	0.00		45	45					3.33	3.33					1.66	1.66				
71	Attività I.5. sub-attività I.5.4 Sezione speciale del Fondo Centrale di Garanzia.	2007IT162PO004	specific fund	Article 44 §1 (a)	Ministero dello Sviluppo Economico tramite "Banca del Mezzogiorno - MedioCredito Centrale S.p.A., sede legale Viale America n. 351 - 00144 Roma	2013	30.00	15.00	15.00			3365						17.05		17.05				8.53		8.53			
72	Fondo di capitale di rischio POR I.3 Lazio ("Fondo POR I.3) Fondo di coinvestimento pubblico privato per PMI innovative della regione Lazio in fase di early stage o expansion	2007IT162PO004	specific fund	Article 44 §1 (a)	Lazio Innova SpA Via Marco Aurelio, 26/A 00184 ROMA	2010	24.00	12.00	12.00		0.45	26				26		13.13					13.13	6.57			6.57		
73	Fondo di Garanzia sotto forma di fondo rischi (Attività 1.5.1 Potenziamento del Confidi) gestito da CONFIDINSIEME ATI	2007IT162PO004	specific fund	Article 44 §1 (a)	CONFIDINSIEME ATI presso COOPFIDI, Via Massia 33, Roma	2010	5.40	2.70	2.70		0.60	0				0													
74	Fondo di Garanzia sotto forma di fondo rischi (Attività 1.5.1 Potenziamento del Confidi) gestito FIDIMPRESA LAZIO SOCIETA' COOPERATIVA PER AZIONI VIA NOALE 206, ROMA	2007IT162PO004	specific fund	Article 44 §1 (a)	FIDIMPRESA LAZIO SOCIETA' COOPERATIVA PER AZIONI VIA NOALE 206 ROMA	2010	3.60	1.80	1.80		0.08	62				62		0.56		0.56									



## Italy

I. Description and identification of the entities which implement FEIs						II. Amounts of OP contributions paid to FEIs (HF or specific fund)					III. Investments made by FEIs in final recipients																
1	2	3	4		5	6	7=8+9+10	8	9	10	11	12=13+14+15+16	13	14	15	16	17=18+19+20+21	18	19	20	21	22=23+24+25+26	23	24	25	26	
No.	Name of the fund	Operational Programme(s)	Type of FEI		Fund manager	Fund set-up	Amounts of OP contributions paid to the fund or set aside in case of guarantees (HF or specific fund)	out of which			Management costs and fees	Total number of financial products offered	out of which				OP contributions invested in final recipients	out of which				SF contributions invested in final recipients	out of which				
			a) HF/specific fund	b) Article 44 §1 (a) or (b) or (c)				Structural Funds	National public co-financing	National private co-financing			loans	guarantees	equity / venture capital	other products		loan	guarantee	equity / venture capital	other product		loan	guarantee	equity / venture capital	other product	
75	Strumento di ingegneria finanziaria "Fondo di Garanzia a favore delle PMI interessate dal PLUS" - Lazio Innova SpA (già Unionfidi Lazio S.p.A.) Via dell'Amba Aradam, 9 00184 ROMA.	2007IT162PO004	specific fund	Article 44 §1 (c)	Lazio Innova SpA Via dell'Amba Aradam, 9 00184 ROMA.	2012	2.50	1.25	1.25			0															
76	FINANZIARIA LIGURE PER LO SVILUPPO ECONOMICO - F.L.L.S.E. S.P.A. VIA PESCHIERA 16 - GENOVA ITALIA - FONDO PRESTITI RIMBORSABILI	2007IT162PO005	specific fund	Article 44 §1 (a)	FINANZIARIA LIGURE PER LO SVILUPPO ECONOMICO - F.L.L.S.E. S.P.A. VIA PESCHIERA 16 - GENOVA ITALIA	2011	33.82	10.73	23.10	0.00	0.00	54	54					9.34	9.34				2.96	2.96			
77	LIGURCAPITAL S.P.A. PIAZZA DANTE 8/9 GENOVA ITALIA - FONDO CAPITALE DI RISCHIO	2007IT162PO005	specific fund	Article 44 §1 (a)	LIGURCAPITAL S.P.A. PIAZZA DANTE 8/9 GENOVA ITALIA	2012	20.00	6.34	13.66	0.00	0.00	14				14							1.39			1.39	
78	UNICREDIT BANCA S.P.A. - VIA ALESSANDRO SPECCHI 16 - ROMA ITALIA - FONDO PRESTITI PARTECIPATIVI	2007IT162PO005	specific fund	Article 44 §1 (a)	UNICREDIT BANCA S.P.A. - VIA ALESSANDRO SPECCHI 16 - ROMA ITALIA	2011	20.00	3.17	6.83	10.00	0.00	9				9							1.95			1.95	
79	JEREMIE FESR - MILANO	2007IT162PO006	HF	-	FINLOMBARDA SpA - Società finanziaria di Regione Lombardia	2008	20.00	7.93	12.07		0.71																
79.1	JEREMIE FESR - Milano	2007IT162PO006	specific fund	Article 44 §1 (a)	FINLOMBARDA SpA Società finanziaria di Regione Lombardia - Milano	2008	20.00	7.93	12.07	0.00	0.71	49				49						0.67		0.67		0.27	0.27
80	FRIM Fesr - Milano	2007IT162PO006	specific fund	Article 44 §1 (a)	FINLOMBARDA SpA Società finanziaria di Regione Lombardia-Milano	2008	64.12	25.42	38.70		1.22							22.55	22.55				8.94	8.94			
81	FRIM Fesr -MIUR Regione Lombardia Milano	2007IT162PO006	specific fund	Article 44 §1 (a)	Finlombarda SpA Società finanziaria di Regione Lombardia-Milano	2011	49.82	19.75	30.07			216	216					20.22	20.22				8.01	8.01			
82	Made in Lombardy - Milano	2007IT162PO006	specific fund	Article 44 §1 (a)	Finlombarda SpA Società finanziaria di Regione Lombardia-Milano	2009	11.88	4.71	7.17		0.62	122				122						9.68		9.68		3.84	3.84
83	Fondo di Ingegneria Finanziaria della Regione Marche	2007IT162PO007	specific fund	Article 44 §1 (a)	Medio Credito Centrale - SpA, Roma	2010	10.25	4.01	6.24		0.93																
84	Fondo rischi da parte di organismi consortili di garanzia	2007IT162PO007	specific fund	Article 44 §1 (a)	1) Confidi COOP Marche srl 2) SGRM s.c.p.a.	2013	6.71	2.62	4.09																		
85	FONDO ENERGIA, CAMPOBASSO	2007IT162PO008	HF	-		2011	20.70	7.61	13.09																		
85.1	Fondo Energia, Campobasso	2007IT162PO008	specific fund	Article 44 §1 (c)	Finmolise SpA, Campobasso	2011		7.61	13.09																		

## Italy

I. Description and identification of the entities which implement FEIs						II. Amounts of OP contributions paid to FEIs (HF or specific fund)					III. Investments made by FEIs in final recipients																	
1	2	3	4		5	6	7=8+9+10	8	9	10	11	12=13+14+15+16	13	14	15	16	17=18+19+20+21	18	19	20	21	22=23+24+25+26	23	24	25	26		
No.	Name of the fund	Operational Programme(s)	Type of FEI		Fund manager	Fund set-up	Amounts of OP contributions paid to the fund or set aside in case of guarantees (HF or specific fund)	out of which			Management costs and fees	Total number of financial products offered	out of which				OP contributions invested in final recipients	out of which				SF contributions invested in final recipients	out of which					
			a) HF/specific fund	b) Article 44 §1 (a) or (b) or (c)				Structural Funds	National public co-financing	National private co-financing			loans	guarantees	equity / venture capital	other products		loan	guarantee	equity / venture capital	other product		loan	guarantee	equity / venture capital	other product		
86	FONDO UNICO ANTICRISI, CAMPOBASSO	2007IT162PO008	HF	-		2009	30.60	11.25	19.35		0.78																	
86.1	Fondo Unico Anticrisi, Campobasso	2007IT162PO008	specific fund	Article 44 §1 (a)	Finmolise SpA, Campobasso	2009		11.25	19.35			197		197								10.52					10.52	
87	Fondo di garanzia per le PMI per lo smobilizzo dei crediti verso gli enti locali. Torino	2007IT162PO011	specific fund	Article 44 §1 (a)	Finpiemonte Spa, società finanziaria pubblica, Torino	2011	35.00	13.85	21.15		0.26	126		126								13.11					5.19	5.19
88	Fondo di ingegneria finanziaria per l'integrazione dei fondi rischi dei Confidi piemontesi per la concessione di garanzie alle PMI Piemontesi. Torino	2007IT162PO011	specific fund	Article 44 §1 (a)	Finpiemonte SpA - società finanziaria pubblica, Torino	2013	30.00	11.87	18.13			3806		3806								29.25					11.57	11.57
89	Fondo di riassicurazione per l'artigianato piemontese, Torino	2007IT162PO011	specific fund	Article 44 §1 (a)	Artigiancassa Spa, Torino	2009	10.00	3.96	6.04		0.00	1				1						8.38					3.32	3.32
90	Fondo di riassicurazione per le PMI non artigiane, Torino	2007IT162PO011	specific fund	Article 44 §1 (a)	Finpiemonte Spa, società finanziaria pubblica, Torino	2009	25.00	9.89	15.11		0.61	1				1						14.41					5.70	5.70
91	POR CREO FESR Regione Toscana 2007-2013. Fondo di Garanzia Sezione 1 - Sostegno agli investimenti delle PMI dei settori industria artigianato e cooperazione	2007IT162PO012	specific fund	Article 44 §1 (a)	RTI - TOSCANAMUOVE (RTI composto da Fidi Toscana Spa/capofila, Artigiancredito Sc, Artigiancassa Spa)	2014	4.31	1.59	2.72		0.01																	
92	POR CREO FESR Regione Toscana 2007-2013. Fondo Unico Rotativo per Prestiti - Sezioni Industria, Cooperazione, Artigianato, Ricerca Sviluppo & Innovazione	2007IT162PO012	specific fund	Article 44 §1 (a)	RTI Fidi Toscana Spa (capofila), Artigiancredito Sc, Artigiancassa Spa (nel campo firma accordo di finanziamento è riportata la data del primo accordo firmato per il Fondo a cui sono seguite modifiche)	2011	131.80	38.45	93.35	0.00		698	698									105.11	105.11				32.53	32.53
93	POR Fesr Toscana 2007-2013. Fondo Toscana Innovazione - Firenze	2007IT162PO012	specific fund	Article 44 §1 (a)	Sici - Sviluppo Imprese Centro Italia S.g.r. S.p.A. Viale Giuseppe Mazzini, 46 - 50132 Firenze	2008	24.81	2.83	7.06	14.92	1.22	17			17							7.76					2.22	2.22
94	POR Fesr Toscana 2007-2013. Interventi a sostegno della patrimonializzazione dei confidi - Firenze	2007IT162PO012	specific fund	Article 44 §1 (a)	DD 130/09,3386/11 6438/11: ArtigiancreditoToscano Firenze; Italia Confidi scari Firenze; Confidi imprese toscane società cooperativa Firenze; Cooperfidi Italia società cooperativa di garanzia dei fidi Firenze; Eurofidi soc.cons.Fidi SpaTorino	2010	12.60	4.36	8.24	0.00	0.00	233		233								12.38					4.29	4.29
95	POR Fesr Toscana 2007-2013. Interventi di garanzia per gli investimenti delle PMI - Firenze	2007IT162PO012	specific fund	Article 44 §1 (a)	Fidi Toscana Spa Firenze - Regione Toscana	2009	33.00	11.34	21.66	0.00	4.14	1726		1726								30.80					10.58	10.58

## Italy

I. Description and identification of the entities which implement FEIs					II. Amounts of OP contributions paid to FEIs (HF or specific fund)						III. Investments made by FEIs in final recipients															
1	2	3	4		5	6	7=8+9+10	8	9	10	11	12=13+14+15+16	13	14	15	16	17=18+19+20+21	18	19	20	21	22=23+24+25+26	23	24	25	26
No.	Name of the fund	Operational Programme(s)	Type of FEI		Fund manager	Fund set-up	Amounts of OP contributions paid to the fund or set aside in case of guarantees (HF or specific fund)	out of which			Management costs and fees	Total number of financial products offered	out of which				OP contributions invested in final recipients	out of which				SF contributions invested in final recipients	out of which			
			a) HF/specific fund	b) Article 44 §1 (a) or (b) or (c)				Structural Funds	National public co-financing	National private co-financing			loans	guarantees	equity / venture capital	other products		loan	guarantee	equity / venture capital	other product		loan	guarantee	equity / venture capital	other product
96	Servizi finanziari alle piccole e medie imprese	2007IT162PO013	specific fund	Article 44 §1 (a)	ATI PRISMA 2 -CAPOFILA GEPAFIN SPA PERUGIA SVILUPPUMBRIA SPA	2009	44.91	14.71	19.44	10.76	0.35	391	7	365	19		13.43	0.52	6.39	6.51		5.78	0.22	2.75	2.81	
97	"PARTECIPAZIONI MINORITARIE E TEMPORANEE AL CAPITALE DI RISCHIO DI IMPRESE INNOVATIVE" (AZIONE 1.2.2)	2007IT162PO015	HF	-	Veneto Sviluppo S.p.A.	2010	15.00	6.89	8.11	0.00	1.14															
97.1	"Partecipazioni minoritarie e temporanee al Capitale di rischio di imprese innovative" (Azione 1.2.2)	2007IT162PO015	specific fund	Article 44 §1 (a)	Veneto Sviluppo S.p.A.	2010	15.00	6.89	8.11	0.00	1.14	15			15		5.22			5.22		5.22			5.22	
98	"SISTEMA DELLE GARANZIE PER INVESTIMENTI NELL'INNOVAZIONE E PER L'IMPRENDITORIALITÀ" (AZIONE 1.2.1)	2007IT162PO015	HF	-	Confidi (Organismi consortili di garanzia così come individuati dall' art 13 legge n. 326 del 24.11.2003 iscritti in apposita sezione dell'elenco previsto dall'art 106 o iscritti nell'elenco speciale previsto dall'art 107 del D. Lgs n 385 del 01.09.1993)	2010	39.40	18.10	21.31		0.00															
98.1	"Sistema delle garanzie per investimenti nell'innovazione e per l'imprenditorialità" (Azione 1.2.1)	2007IT162PO015	specific fund	Article 44 §1 (a)	Confidi (Organismi consortili di garanzia così come individuati dall' art. 13 legge n. 326 del 24.11.2003 iscritti in apposita sezione dell'elenco previsto dall'art 106 o iscritti nell'elenco speciale previsto dall'art 107 del D. Lgs n 385 del 01.09.1993)	2009	38.37	17.62	20.74	0.00							82.54		82.54							
99	"GOSTITUZIONE DI UN FONDO DI ROTAZIONE PER IL FINANZIAMENTO AGEVOLATO DEGLI INVESTIMENTI INNOVATIVI DELLE PMI" (AZIONE 1.2.3)	2007IT162PO015	HF	-	Veneto Sviluppo S.p.A.	2009	67.41	30.96	36.44		1.36															
99.1	Costituzione di un fondo di rotazione per il finanziamento agevolato degli investimenti innovativi delle PMI	2007IT162PO015	specific fund	Article 44 §1 (a)	Veneto Sviluppo S.p.A.	2009	67.41	30.96	36.44	0.00	1.36	331	331				144.07	144.07				65.81	65.81			

Italy

I. Description and identification of the entities which implement FEIs						II. Amounts of OP contributions paid to FEIs (HF or specific fund)					III. Investments made by FEIs in final recipients																
1	2	3	4		5	6	7=8+9+10	8	9	10	11	12=13+14+15+16	13	14	15	16	17=18+19+20+21	18	19	20	21	22=23+24+25+26	23	24	25	26	
No.	Name of the fund	Operational Programme(s)	Type of FEI		Fund manager	Fund set-up	Amounts of OP contributions paid to the fund or set aside in case of guarantees (HF or specific fund)	out of which			Management costs and fees	Total number of financial products offered	out of which				OP contributions invested in final recipients	out of which				SF contributions invested in final recipients	out of which				
			a) HF/specific fund	b) Article 44, §1 (a) or (b) or (c)				Structural Funds	National public co-financing	National private co-financing			loans	guarantees	equity / venture capital	other products		loan	guarantee	equity / venture capital	other product		loan	guarantee	equity / venture capital	other product	
100	FONDO DI ROTAZIONE PER INVESTIMENTI FINALIZZATI AL CONTENIMENTO DEI CONSUMI ENERGETICI ( AZIONE 2.1.3)	2007IT162PO015	HF	-	Veneto Sviluppo S.p.A.	2012	29.40	13.50	15.90	0.00	0.00																
100	Fondo di rotazione per investimenti finalizzati al contenimento dei consumi energetici ( Azione 2.1.3)	2007IT162PO015	specific fund	Article 44 §1 (c)	Veneto Sviluppo spa	2012	29.40	13.50	15.90	0.00							1.10				1.10						
101	JESSICA HOLDING FUND SARDEGNA 2007- 2013 CAGLIARI	2007IT162PO016	HF	-	European Investment Bank	2012	40.99	37.76	3.22	0.00	2.27																
101.1	Banco di Sardegna -I-MA Sardinia, Cagliari, Sviluppo Urbano	2007IT162PO016	specific fund	Article 44 §1 (b)	Banco di Sardegna, Cagliari.	2012	33.19	17.89	15.30	0.00	1.39	4.00	4.00														
101.2	Fondo Sardegna Energia -I- MA Sardinia, Cagliari	2007IT162PO016	specific fund	Article 44 §1 (b)	EQUITER Spa, Turin	2012	33.11	17.88	15.23	0.00	0.88	8	8														
102	Fondo regionale di cogaranzia e contragaranzia per le PMI operanti in Sardegna - Cagliari	2007IT162PO016	specific fund	Article 44 §1 (a)	SFIRS spa - Cagliari	2009	233.20	164.65	68.55	0.00	2.20	2843		2843			45.07		45.07			31.82		31.82			
103	Fondo regionale per la reindustrializzazione nelle aree industriali (FRAI)	2007IT162PO016	specific fund	Article 44 §1 (a)	SFIRS spa - Cagliari	2012	50.00	35.30	14.70	0.00	0.43	3	3				5.55	5.55				3.92	3.92				
104	Ingenium Sardegna, Sardegna	2007IT162PO016	specific fund	Article 44 §1 (a)	Zemike Meta-Ventures S.p.A. - Terzi	2009	13.74	9.70	4.04	0.00	1.56	0			0		13.75		13.75			9.70		9.70			

TOTAL OP contributions provided	from MA to HF's	1010.31	651.23	355.24	3.85	10.02																						
	from HF's to specific funds	639.47	432.85	327.92	0.00	11.51	17227.00	9146.00	8066.00	15.00		361.61	260.19	95.10	5.22	1.10	156.43	139.84	11.36	5.22								
	from MA directly to specific funds	3450.08	2135.92	1278.48	35.68	135.15	53753180.00	8425.00	53744661.0	92.00	2.00	1065.38	431.63	560.93	50.03	22.80	409.97	243.36	134.29	23.30	9.02							

## Lithuania

I. Description and identification of the entities which implement FEIs						II. Amounts of OP contributions paid to FEIs (HF or specific fund)						III. Investments made by FEIs in final recipients																											
1	2	3	4		5	6	7=8+9+10				11	12=13+14+15+16	13	14	15	16	17=18+19+20+21				18	19	20	21	22=23+24+25+26				23	24	25	26							
No.	Name of the fund	Operational Programme(s)	Type of FEI		Fund manager	Fund set-up	Amounts of OP contributions paid to the fund or set aside in case of guarantees (HF or specific fund)	out of which			Management costs and fees	Total number of financial products offered	out of which				OP contributions invested in final recipients	out of which				SF contributions invested in final recipients	out of which																
			a) HF/specific fund	b) Article 44, §1 (a) or (b) or (c)				Structural Funds	National public co-financing	National private co-financing			loans	guarantees	equity / venture capital	other products		loan	guarantee	equity / venture capital	other product		loan	guarantee	equity / venture capital	other product													
1	ENTERPRENEURSHIP PROMOTIONS FUND, VILNIUS	2007LT051PO001	HF	-	UAB „Investicijų ir verslo garantijos“, Lithuania, Vilnius	2009	14.48	14.48	0.00	0.00	0.66																												
1.1	Promoting Entrepreneurship, Vilnius	2007LT051PO001	specific fund	Article 44 §1 (a)	Consortium of Credit unions, Kaunas	2010	14.48	14.48	0.00	0.00	0.66	1120	1120							14.48	14.48							14.48	14.48										
2	JESSICA KONTROLIUOJANTIS FONDAS (JESSICA HF LITHUANIA, LUXEMBOURG)	2007LT161PO001	HF	-	European Investment Bank	2009	163.42	128.84	34.58	0.00	7.16																												
2.1	Loan fund (AB SEB bankas Gedimino pr. 12 LT-01103 Vilnius Contract 26016)	2007LT161PO001	specific fund	Article 44 §1 (b)	AB SEB bankas Gedimino pr. 12 LT-01103 Vilnius Contract 26016	2011	6.00	5.17	0.83	0.00	0.05	618	618							2.68	2.68							2.68	2.68										
2.2	Loan fund (AB Šiaulių bankas Tilžės g. 149 LT-76348 Šiauliai Contract 25596)	2007LT161PO001	specific fund	Article 44 §1 (b)	AB Šiaulių bankas Tilžės g. 149 LT-76348 Šiauliai Contract 25596	2010	12.00	10.35	1.65	0.00	0.24	85	85							10.70	10.70							10.70	10.70										
2.3	Loan fund (AB Šiaulių bankas Tilžės g. 149 LT-76348 Šiauliai Contract 25879)	2007LT161PO001	specific fund	Article 44 §1 (b)	AB Šiaulių bankas Tilžės g. 149 LT-76348 Šiauliai Contract 25879	2010	10.00	8.62	1.38	0.00	0.15	39	39							2.68	2.68							2.68	2.68										
2.4	Loan fund (AB Šiaulių bankas Tilžės g. 149 LT-76348 Šiauliai, Contract 82929)	2007LT161PO001	specific fund	Article 44 §1 (b)	AB Šiaulių bankas Tilžės g. 149 LT-76348 Šiauliai, Contract 82929	2013	40.00	34.49	5.51	0.00	0.39	322	322							31.88	31.88							31.88	31.88										
2.5	Loan fund (Public Investments Development Agency (PIDA)- Central Project Management Agency (CPMA), Vilnius, Contract 82888)	2007LT161PO001	specific fund	Article 44 §1 (b)	Public Investments Development Agency (PIDA)- Central Project Management Agency (CPMA), Vilnius, Contract 82888	2013	20.00	17.25	2.75	0.00	0.15	16	16							0.01	0.01							0.01	0.01										
2.6	Loan fund (Public Investments Development Agency (PIDA)- Central Project Management Agency (CPMA), Vilnius, Contract 82933)	2007LT161PO001	specific fund	Article 44 §1 (b)	Public Investments Development Agency (PIDA)- Central Project Management Agency (CPMA), Vilnius, Contract 82933	2013	10.00	8.62	1.38	0.00	0.10	102	102							8.88	8.88							8.88	8.88										
2.7	Loan fund ("Swedbank", AB Konstitucijos pr. 20A LT-03502 Vilnius Contract 25747)	2007LT161PO001	specific fund	Article 44 §1 (b)	"Swedbank", AB Konstitucijos pr. 20A LT-03502 Vilnius Contract 25747	2010	24.00	20.70	3.30	0.00	0.29	4001	4001							23.61	23.61							23.61	23.61										
3	INVEGA FUND, VILNIUS	2007LT161PO002	HF	-	UAB „Investicijų ir verslo garantijos“, Lithuania, Vilnius	2009	186.50	186.50	0.00	0.00	1.38																												
3.1	First Loss Portfolio Guarantee (AB Šiaulių bankas, Lithuania)	2007LT161PO002	specific fund	Article 44 §1 (a)	AB Šiaulių bankas, commercial bank, Lithuania	2011	6.98	6.98	0.00	0.00	0.00	385								6.98		6.98						6.98		6.98									
3.2	First Loss Portfolio Guarantee for Leasing (SIA Unicredit Leasing Lithuanian Branch Vilnius)	2007LT161PO002	specific fund	Article 44 §1 (a)	SIA Unicredit Leasing Lithuanian Branch Vilnius	2012	2.55	2.55	0.00	0.00	0.00	162								2.55		2.55						2.55		2.55									

Lithuania

I. Description and identification of the entities which implement FEIs						II. Amounts of OP contributions paid to FEIs (HF or specific fund)					III. Investments made by FEIs in final recipients																
1	2	3	4		5	6	7=8+9+10	8	9	10	11	12=13+14+15+16	13	14	15	16	17=18+19+20+21	18	19	20	21	22=23+24+25+26	23	24	25	26	
No.	Name of the fund	Operational Programme(s)	Type of FEI		Fund manager	Fund set-up	Amounts of OP contributions paid to the fund or set aside in case of guarantees (HF or specific fund)	out of which			Management costs and fees	Total number of financial products offered	out of which				OP contributions invested in final recipients	out of which				SF contributions invested in final recipients	out of which				
			a) HF/specific fund	b) Article 44 §1 (a) or (b) or (c)				Structural Funds	National public co-financing	National private co-financing			loans	guarantees	equity / venture capital	other products		loan	guarantee	equity / venture capital	other product		loan	guarantee	equity / venture capital	other product	
3.3	First Loss Portfolio Guarantee (Nordea Bank Finland Plc, Lithuania)	2007LT161PO002	specific fund	Article 44 §1 (a)	Nordea Bank Finland Plc, Lithuanian Branch, Branch of a commercial bank, Lithuania	2011	1.75	1.75	0.00	0.00	0.00	39		39			1.75		1.75			1.75		1.75			
3.4	Funded Risk Sharing Product (AB SEB bankas)	2007LT161PO002	specific fund	Article 44 §1 (a)	AB SEB bankas, commercial bank, Vilnius Lithuania	2009	36.09	36.09	0.00	0.00	1.24	356	356				36.09	36.09				36.09	36.09				
3.5	Funded Risk Sharing Product (AB Siauliu bankas)	2007LT161PO002	specific fund	Article 44 §1 (a)	AB Siauliu bankas, commercial bank, Siauliai Lithuania	2010	30.16	30.16	0.00	0.00	1.35	315	315				30.16	30.16				30.16	30.16				
3.6	Funded Risk Sharing Product (AB Swedbank)	2007LT161PO002	specific fund	Article 44 §1 (a)	AB Swedbank, commercial bank, Vilnius Lithuania	2010	14.86	14.86	0.00	0.00	0.53	162	162				14.86	14.86				14.86	14.86				
3.7	Open Credit Fund (AB bank Citadele, Vilnius)	2007LT161PO002	specific fund	Article 44 §1 (a)	AB bank Citadele, Vilnius	2009	20.70	20.70	0.00	0.00	0.00	223	223				20.70	20.70				20.70	20.70				
3.8	Open Credit Fund (AB bank FINASTA, Vilnius)	2007LT161PO002	specific fund	Article 44 §1 (a)	AB bank FINASTA, Vilnius	2009	1.02	1.02	0.00	0.00	0.00	7	7				1.02	1.02				1.02	1.02				
3.9	Open Credit Fund (AB DnB Bank, Vilnius)	2007LT161PO002	specific fund	Article 44 §1 (a)	AB DnB Bank, Vilnius	2009	0.00	0.00	0.00	0.00	0.00	0	0				0.00	0.00				0.00	0.00				
3.10	Open Credit Fund (AB Šiauliu bank, Šiauliai)	2007LT161PO002	specific fund	Article 44 §1 (a)	AB Šiauliu bank, Šiauliai	2009	2.36	2.36	0.00	0.00	0.00	13	13				2.36	2.36				2.36	2.36				
3.11	Open Credit Fund (AS UniCredit Bank Lietuvos branch)	2007LT161PO002	specific fund	Article 44 §1 (a)	AS UniCredit Bank Lietuvos branch	2012	0.00	0.00	0.00	0.00	0.00	0	0				0.00	0.00				0.00	0.00				
3.12	Open Credit Fund (BAB bank SNORAS, Vilnius)	2007LT161PO002	specific fund	Article 44 §1 (a)	BAB bank SNORAS, Vilnius	2009	2.37	2.37	0.00	0.00	0.00	13	13				2.37	2.37				2.37	2.37				
3.13	Open Credit Fund (BAB Ūkio bank, Kaunas)	2007LT161PO002	specific fund	Article 44 §1 (a)	BAB Ūkio bank, Kaunas	2009	13.15	13.15	0.00	0.00	0.00	120	120				13.15	13.15				13.15	13.15				
3.14	Open Credit Fund (UAB Medicinos bank, Vilnius)	2007LT161PO002	specific fund	Article 44 §1 (a)	UAB Medicinos bank, Vilnius	2009	10.80	10.80	0.00	0.00	0.00	129	129				10.80	10.80				10.80	10.80				
3.15	Small loans to SMEs (AB bank Citadele, Vilnius)	2007LT161PO002	specific fund	Article 44 §1 (a)	AB bank Citadele, Vilnius	2009	4.20	4.20	0.00	0.00	0.00	171	171				4.20	4.20				4.20	4.20				
3.16	Small loans to SMEs (AB Šiauliu bank, Šiauliai)	2007LT161PO002	specific fund	Article 44 §1 (a)	AB Šiauliu bank, Šiauliai	2009	10.14	10.14	0.00	0.00	0.00	317	317				10.14	10.14				10.14	10.14				
3.17	Small loans to SMEs (BAB Ūkio bank, Kaunas)	2007LT161PO002	specific fund	Article 44 §1 (a)	BAB Ūkio bank, Kaunas	2009	7.53	7.53	0.00	0.00	0.00	227	227				7.53	7.53				7.53	7.53				
3.18	Small loans to SMEs (UAB Medicinos bank, Vilnius)	2007LT161PO002	specific fund	Article 44 §1 (a)	UAB Medicinos bank, Vilnius	2009	5.65	5.65	0.00	0.00	0.00	192	192				5.65	5.65				5.65	5.65				
4	<b>JER 004 JEREMIE HOLDING FUND, LITHUANIA</b>	2007LT161PO002	HF	-	<b>European Investment Fund</b>	<b>2008</b>	<b>41.97</b>	41.97	<b>0.00</b>	<b>0.00</b>	6.97																
4.1	Business Angels Co-investment Fund I KUB Vilnius, Lithuania	2007LT161PO002	specific fund	Article 44 §1 (a)	UAB MES Invest, limited liability company, Lithuania	2010	6.26	6.26	0.00	0.00	1.22	27					5.04		5.04			5.04				5.04	
4.2	LitCapital I KUB Vilnius, Lithuania	2007LT161PO002	specific fund	Article 44 §1 (a)	UAB LitCapital Management, limited liability company, Lithuania	2010	10.39	10.39	0.00	0.00	2.00	8			8		8.40		8.40			8.40				8.40	
4.3	Lithuanian SME Fund KUB, Vilnius, Lithuania	2007LT161PO002	specific fund	Article 44 §1 (a)	UAB BallCap Management, limited liability company, Lithuania	2010	8.20	8.20	0.00	0.00	1.43	8			8		6.76		6.76			6.76				6.76	
4.4	Practica Seed Capital KUB, Vilnius Lithuania	2007LT161PO002	specific fund	Article 44 §1 (a)	Practica Seed Partners UAB & Practica Seed Partners 2 UAB, Vilnius Lithuania	2012	4.23	4.23	0.00	0.00	0.45	24			24		3.60		3.60			3.60				3.60	
4.5	Practica Venture Capital KUB, Vilnius Lithuania	2007LT161PO002	specific fund	Article 44 §1 (a)	Practica Venture Partners UAB & Practica Venture Partners 2 UAB, Vilnius Lithuania	2012	5.88	5.88	0.00	0.00	0.50	8			8		4.63		4.63			4.63				4.63	

Lithuania

I. Description and identification of the entities which implement FEIs					II. Amounts of OP contributions paid to FEIs (HF or specific fund)						III. Investments made by FEIs in final recipients																						
1	2	3	4		5	6	7=8+9+10			11	12=13+14+15+16				13	14	15	16	17=18+19+20+21				18	19	20	21	22=23+24+25+26			23	24	25	26
No.	Name of the fund	Operational Programme(s)	Type of FEI		Fund manager	Fund set-up	Amounts of OP contributions paid to the fund or set aside in case of guarantees (HF or specific fund)	out of which			Management costs and fees	Total number of financial products offered	out of which				OP contributions invested in final recipients	out of which				SF contributions invested in final recipients	out of which										
			a) HF/specific fund	b) Article 44, §1 (a) or (b) or (c)				Structural Funds	National public co-financing	National private co-financing			loans	guarantees	equity / venture capital	other products		loan	guarantee	equity / venture capital	other product		loan	guarantee	equity / venture capital	other product							
5	Guarantee fund, Lithuania, Vilnius	2007LT161PO002	specific fund	Article 44 §1 (a)	UAB "Investicijų ir verslo garantijos" (INVEGA), Vilnius, Lithuania	2009	37.36	37.36	0.00	0.00	2.21	2667		2667					37.36		37.36					37.36		37.36					

TOTAL OP contributions provided	from MA to HF's	406.38	371.80	34.58	0.00	16.17		0.00		0.00	0.00																				
	from HF's to specific funds	341.74	324.95	16.80	0.00	10.76	9209.00	8548.00	586.00	75.00	0.00	293.67	253.95	11.29	28.43				293.67	253.95	11.29	28.43									
	from MA directly to specific funds	37.36	37.36	0.00	0.00	2.21	2667.00		2667.00		0.00	37.36							37.36		37.36					37.36		37.36			

Latvia

I. Description and identification of the entities which implement FEIs						II. Amounts of OP contributions paid to FEIs (HF or specific fund)					III. Investments made by FEIs in final recipients																
1	2	3	4		5	6	7=8+9+10	8	9	10	11	12=13+14+15+16	13	14	15	16	17=18+19+20+21	18	19	20	21	22=23+24+25+26	23	24	25	26	
No.	Name of the fund	Operational Programme(s)	Type of FEI		Fund manager	Fund set-up	Amounts of OP contributions paid to the fund or set aside in case of guarantees (HF or specific fund)	out of which			Management costs and fees	Total number of financial products offered	out of which				OP contributions invested in final recipients	out of which				SF contributions invested in final recipients	out of which				
			a) HF/specific fund	b) Article 44, §1 (a) or (b) or (c)				Structural Funds	National public co-financing	National private co-financing			loans	guarantees	equity / venture capital	other products		loan	guarantee	equity / venture capital	other product		loan	guarantee	equity / venture capital	other product	
1	JEREMIE HOLDING FUND LATVIA; LATVIA	2007LV161PO001	HF	-	Latvian Guarantee Agency, Ltd, Latvia	2008	70.83	60.17	5.09	5.57	4.83																
1.1	Baltcap Latvia Venture Capital Fund KS, Latvia	2007LV161PO001	specific fund	Article 44 §1 (a)	Baltcap AIFP, Ltd, Latvia	2010	11.86	10.94	0.93	0.00	2.09	12			12		9.68					8.92				8.92	
1.2	EXPANSION CAPITAL FUND, Latvia	2007LV161PO001	specific fund	Article 44 §1 (a)	"EXPANSION CAPITAL AIFP" Ltd, Latvia	2013	3.24	2.98	0.25	0.00	0.50	3			3		2.18					2.01				2.01	
1.3	FlyCap Investment Fund I, Latvia	2007LV161PO001	specific fund	Article 44 §1 (a)	"FlyCap AIFP" Ltd, Latvia	2013	2.08	1.91	0.16	0.00	0.42	7			7		1.36					1.26				1.26	
1.4	Imprimatur Capital Seed Fund KS, Latvia	2007LV161PO001	specific fund	Article 44 §1 (a)	AIFP Imprimatur Capital Fund Management, Ltd, Latvia	2010	5.89	5.43	0.46	0.00	0.67	50			50		4.75					4.38				4.38	
1.5	Imprimatur Capital Technology Venture Fund KS, Latvia	2007LV161PO001	specific fund	Article 44 §1 (a)	AIFP Imprimatur Capital Fund Management, Ltd, Latvia	2010	3.13	2.89	0.24	0.00	0.50	9			9		1.86					1.72				1.72	
1.6	Micro loan instrument 1, Latvia	2007LV161PO001	specific fund	Article 44 §1 (a)	GrandCredit Ltd.	2014	0.09	0.08	0.01	0.00	0.00	9	9				0.08	0.08				0.08	0.08				
1.7	Micro loan instrument, Latvia	2007LV161PO001	specific fund	Article 44 §1 (a)	JSC Capitalia	2014	0.11	0.10	0.01	0.00	0.00	23	23				0.12	0.12				0.11	0.11				
1.8	SEB Bank Loan Instrument, Latvia	2007LV161PO001	specific fund	Article 44 §1 (a)	SEB Banka, SC, Latvia	2010	1.30	1.20	0.10	0.00	0.06	7	7				1.25	1.25				1.15	1.15				
1.9	Swedbank Loan instrument, Latvia	2007LV161PO001	specific fund	Article 44 §1 (a)	Swedbank, SC, Latvia	2010	2.29	2.11	0.18	0.00	0.12	11	11				2.17	2.17				2.00	2.00				
1.10	ZGI-3, Latvia	2007LV161PO001	specific fund	Article 44 §1 (a)	"ZGI Capital" Ltd, Latvia	2013	1.45	1.34	0.11	0.00	0.50	7			7		0.86					0.79				0.79	
2	"Support to Self-employment and Business Start-ups"	2007LV051PO001	specific fund	Article 44 §1 (a)	Latvian Development Financial Institution Altum, State JSC, Latvia	2009	25.81	12.82	2.26	10.73	2.87	1999	1343			656	23.77	22.66			1.11	11.09	10.14				0.94
3	ERDF Promotional Programme for Improvement of Competitiveness of Businesses	2007LV161PO001	specific fund	Article 44 §1 (a)	Latvian Development Financial Institution Altum, State JSC, Latvia	2009	85.09	56.75	6.93	21.41	2.77	143	143				74.64	74.64				49.02	49.02				
4	Guarantees for development of enterprise competitiveness; Latvia	2007LV161PO001	specific fund	Article 44 §1 (a)	Latvian Guarantee Agency, Ltd, Latvia	2009	15.44	15.44	0.00	0.00	1.04	478		478			14.40		14.40			14.40			14.40		
5	Mezzanine loans and guarantees under mezzanine activity; Latvia	2007LV161PO001	specific fund	Article 44 §1 (a)	Latvian Guarantee Agency, Ltd, Latvia	2011	18.63	15.15	3.48	0.00	0.37	73	15	58			7.71	5.67	2.04			6.65	4.61	2.04			

TOTAL OP contributions provided	from MA to HF's	70.83	60.17	5.09	5.57	4.83									0.00															
	from HF's to specific funds	31.44	28.98	2.45	0.00	4.85	138.00	50.00							88.00		24.32	3.62			20.70				22.42	3.34			19.08	
	from MA directly to specific funds	144.97	100.16	12.68	32.14	11.71	2693.00	1501.00	536.00						656.00		120.52	102.97	16.44		1.11				81.16	63.78	16.44			0.94



Malta

I. Description and identification of the entities which implement FEIs						II. Amounts of OP contributions paid to FEIs (HF or specific fund)					III. Investments made by FEIs in final recipients																	
1	2	3	4		5	6	7=8+9+10	8	9	10	11	12=13+14+15+16	13	14	15	16	17=18+19+20+21	18	19	20	21	22=23+24+25+26	23	24	25	26		
No.	Name of the fund	Operational Programme(s)	Type of FEI		Fund manager	Fund set-up	Amounts of OP contributions paid to the fund or set aside in case of guarantees (HF or specific fund)	out of which			Management costs and fees	Total number of financial products offered	out of which				OP contributions invested in final recipients	out of which				SF contributions invested in final recipients	out of which					
			a) HF/specific fund	b) Article 44, §1 (a) or (b) or (c)				Structural Funds	National public co-financing	National private co-financing			loans	guarantees	equity / venture capital	other products		loan	guarantee	equity / venture capital	other product		loan	guarantee	equity / venture capital	other product		
1	JER-011 JEREMIE HOLDING FUND MALTA	2007MT161PO001	HF	-	European Investment Fund	2010	12.00	10.20	1.80	0.00	0.98																	
1.1	Bank of Valletta PLC, Malta	2007MT161PO001	specific fund	Article 44 §1 (a)	Bank of Valletta PLC, Malta	2011	0.21	0.18	0.03	0.00	0.00	760		760			9.71		9.71					8.26		8.26		

TOTAL OP contributions provided	from MA to HF's	12.00	10.20	1.80	0.00	0.98																						
	from HFs to specific funds	0.21	0.18	0.03	0.00	0.00	760.00	0.00	760.00	0.00	0.00					9.71		9.71					8.26		8.26			
	from MA directly to specific funds											0.00			0.00	0.00												

The Netherlands

I. Description and identification of the entities which implement FEIs						II. Amounts of OP contributions paid to FEIs (HF or specific fund)					III. Investments made by FEIs in final recipients																	
1	2	3	4		5	6	7=8+9+10	8	9	10	11	12=13+14+15+16	13	14	15	16	17=18+19+20+21	18	19	20	21	22=23+24+25+26	23	24	25	26		
No.	Name of the fund	Operational Programme(s)	Type of FEI		Fund manager	Fund set-up	Amounts of OP contributions paid to the fund or set aside in case of guarantees (HF or specific fund)	out of which			Management costs and fees	Total number of financial products offered	out of which				OP contributions invested in final recipients	out of which				SF contributions invested in final recipients	out of which					
			a) HF/specific fund	b) Article 44 §1 (a) or (b) or (c)				Structural Funds	National public co-financing	National private co-financing			loans	guarantees	equity / venture capital	other products		loan	guarantee	equity / venture capital	other product		loan	guarantee	equity / venture capital	other product		
1	HOLDINGFONDS ECONOMISCHE INVESTERINGEN DEN HAAG. VESTIGINGSPLAATS DEN HAAG.	2007NL162PO002	HF	-	Holdingfonds Economische Investerings Den Haag	2012	8.86	3.68	5.18	0.00	0.00																	
1.1	Jessica Energiefonds Den Haag (ED)	2007NL162PO002	specific fund	Article 44 §1 (c)	Naam: Stichting Stimuleringsfonds Volkshuisvesting Nederlandse Gemeenten Rechtsvorm: Stichting Vestigingsplaats: Hoevelaken	2014	3.00	1.26	1.74	0.00	0.00	1	1	0	0		0.07	0.07	0.00	0.00			0.04	0.04	0.00	0.00		
1.2	JESSICA Fonds Ruimte en Economie Den Haag (FRED)	2007NL162PO002	specific fund	Article 44 §1 (b)	Naam: Stichting Stimuleringsfonds Volkshuisvesting Nederlandse Gemeenten Rechtsvorm: Stichting Vestigingsplaats: Hoevelaken		4.76	1.96	2.80	0.00	0.00	0	0	0	0		0.00	0.00	0.00	0.00			0.00	0.00	0.00	0.00		
2	Interestsubsidieregeling Energiebesparing Bestaande Bouw particulieren 2013 - 2015, Noord-Nederland, Provincie Drenthe te Assen	2007NL162PO001	specific fund	Article 44 §1 (c)	Provincie Drenthe, publiekrechtelijke instelling, Assen	2013	0.00	0.00	0.00	0.00	0.00	176	176				0.96	0.96					0.48	0.48				
3	Doorstart Technofonds Flevoland / Technofonds Flevoland BV	2007NL162PO002	specific fund	Article 44 §1 (a)	Doorstart Technofonds Flevoland / Technofonds Flevoland BV	2008	5.50	1.25	4.26	0.00	0.00	97	59		38		6.82	4.69		2.13			1.45	1.06		0.39		
4	Fonds Energietransitie EFRO Utrecht (FEE-U)	2007NL162PO002	specific fund	Article 44 §1 (c)	Stichting Energietransitie Utrecht	2014	3.75	1.25	2.50	0.00	0.00	6	6	0	0		0.33	0.33	0.00	0.00			0.10	0.10	0.00	0.00		
5	Garantiefonds Microkredieten Amsterdam, Amsterdam	2007NL162PO002	specific fund	Article 44 §1 (a)	Dienst Werk en Inkomen van de gemeente Amsterdam	2009	0.94	0.40	0.40	0.14	0.01	34		34			0.72		0.72				0.30		0.30			
6	Startersfonds Den Haag, Den Haag	2007NL162PO002	specific fund	Article 44 §1 (a)	Stichting Microkrediet Nederland h/o Credits	2009	2.40	1.20	1.20	0.00	0.23	20	20				1.12	1.12					0.56	0.56				
7	UDF SOFIE Rotterdam Hoevelaken	2007NL162PO002	specific fund	Article 44 §1 (b)	Naam: Stichting Stimuleringsfonds Volkshuisvesting Nederlandse Gemeenten Rechtsvorm: Stichting Vestigingsplaats: Hoevelaken	2013	6.50	2.46	4.04	0.00	0.00	2	2	0	0		0.83	0.83	0.00	0.00			0.31	0.31	0.00	0.00		
8	Gelderland voor Innovatie	2007NL162PO004	specific fund	Article 44 §1 (a)	Participatiemaatschappij Oost-Nederland N.V., Arnhem	2009	3.15	2.10	1.05	0.00	0.13	64	60	4			3.07	2.97	0.10				2.03	1.98	0.05			
9	Innovatiefonds Oost-Nederland 2008-2015	2007NL162PO004	specific fund	Article 44 §1 (a)	Participatiemaatschappij Oost-Nederland N.V., Arnhem	2009	36.08	6.14	7.50	22.44	0.00						17.62	4.41		13.22			6.14	1.53		4.60		

TOTAL OP contributions provided	from MA to HF's	8.86	3.68	5.18	0.00	0.00																							
	from HF's to specific funds	7.76	3.22	4.54	0.00	0.00	1.00	1.00	0.00	0.00	0.00	0.07	0.07	0.00	0.00		0.04	0.04	0.00	0.00			0.04	0.04	0.00	0.00			
	from MA directly to specific funds	58.32	14.79	20.95	22.58	0.51	399.00	323.00	38.00	38.00	0.00	31.47	15.31	0.82	15.34		11.38	6.04	0.35	4.99									

Poland

I. Description and identification of the entities which implement FEIs						II. Amounts of OP contributions paid to FEIs (HF or specific fund)					III. Investments made by FEIs in final recipients																
1	2	3	4		5	6	7=8+9+10	8	9	10	11	12=13+14+15+16	13	14	15	16	17=18+19+20+21	18	19	20	21	22=23+24+25+26	23	24	25	26	
No.	Name of the fund	Operational Programme(s)	Type of FEI		Fund manager	Fund set-up	Amounts of OP contributions paid to the fund or set aside in case of guarantees (HF or specific fund)	out of which			Management costs and fees	Total number of financial products offered	out of which				OP contributions invested in final recipients	out of which				SF contributions invested in final recipients	out of which				
			a) HF/specific fund	b) Article 44, §1 (a) or (b) or (c)				Structural Funds	National public co-financing	National private co-financing			loans	guarantees	equity / venture capital	other products		loan	guarantee	equity / venture capital	other product		loan	guarantee	equity / venture capital	other product	
1	BANK GOSPODARSTWA KRAJOWEGO, WARSZAWA	2007PL051PO001	HF	-	Bank Gospodarstwa Krajowego, bank państwowy, Polska, Warszawa	2012	7.23	6.14	1.08	0.00	0.32																
1.1	ES Fundusz, Makroregion III, Warszawa	2007PL051PO001	specific fund	Article 44 §1 (a)	Towarzystwo Inwestycji Społeczno-Ekonomicznych S.A., Warszawa	2013	1.61	1.37	0.24	0.00	0.04	29	29					0.59	0.59				0.50	0.50			
1.2	ES Fundusz, Makroregion II, Warszawa	2007PL051PO001	specific fund	Article 44 §1 (a)	Towarzystwo Inwestycji Społeczno-Ekonomicznych S.A., Warszawa	2013	0.74	0.63	0.11	0.00	0.05	31	31					0.64	0.64				0.54	0.54			
1.3	ES Fundusz, Makroregion IV, Warszawa	2007PL051PO001	specific fund	Article 44 §1 (a)	Towarzystwo Inwestycji Społeczno-Ekonomicznych S.A., Warszawa	2013	1.21	1.02	0.18	0.00	0.04	35	35					0.62	0.62				0.53	0.53			
1.4	ES Fundusz, Makroregion I, Warszawa	2007PL051PO001	specific fund	Article 44 §1 (a)	Towarzystwo Inwestycji Społeczno-Ekonomicznych S.A., Warszawa	2013	1.61	1.37	0.24	0.00	0.05	33	33					0.61	0.61				0.51	0.51			
1.5	ES Fundusz, Makroregion V, Warszawa	2007PL051PO001	specific fund	Article 44 §1 (a)	Towarzystwo Inwestycji Społeczno-Ekonomicznych S.A., Warszawa	2013	1.54	1.31	0.23	0.00	0.09	49	49					1.02	1.02				0.86	0.86			
2	fundusz pożyczkowy Agencja Rozwoju Regionalnego ARLEG S.A., Legnica	2007PL051PO001	specific fund	Article 44 §1 (a)	Agencja Rozwoju Regionalnego ARLEG S.A., Legnica	2012	1.87	1.59	0.28	0.00	0.10	119	119					1.05	1.05				0.89	0.89			
3	fundusz pożyczkowy Agencja Rozwoju Regionalnego S.A., Zielona Góra	2007PL051PO001	specific fund	Article 44 §1 (a)	Agencja Rozwoju Regionalnego S.A., Zielona Góra	2013	0.53	0.45	0.08	0.00	0.02	34	34					0.27	0.27				0.23	0.23			
4	fundusz pożyczkowy Agencja Rozwoju Regionalnego w Starachowicach, Starachowice	2007PL051PO001	specific fund	Article 44 §1 (a)	Agencja Rozwoju Regionalnego w Starachowicach, Starachowice	2012	1.95	1.66	0.29	0.00	0.00	119	119					1.26	1.26				1.07	1.07			
5	fundusz pożyczkowy Bank Spółdzielczy w Brańsku, Brańsk	2007PL051PO001	specific fund	Article 44 §1 (a)	Bank Spółdzielczy w Brańsku, Brańsk	2013	1.01	0.86	0.15	0.00	0.05	53	53					0.48	0.48				0.41	0.41			
6	fundusz pożyczkowy Bank Spółdzielczy w Dębicy, Dębica	2007PL051PO001	specific fund	Article 44 §1 (a)	Bank Spółdzielczy w Dębicy, Dębica	2013	1.17	0.99	0.18	0.00	0.03	13	13					0.15	0.15				0.12	0.12			
7	fundusz pożyczkowy Fundusz Górnośląski SA, Katowice	2007PL051PO001	specific fund	Article 44 §1 (a)	Fundusz Górnośląski SA, Katowice	2012	2.71	2.30	0.41	0.00	0.10	106	106					0.99	0.99				0.84	0.84			
8	fundusz pożyczkowy Koneckie Stowarzyszenie Wspierania Przedsiębiorczości, Końskie	2007PL051PO001	specific fund	Article 44 §1 (a)	Koneckie Stowarzyszenie Wspierania Przedsiębiorczości, Końskie	2013	1.37	1.16	0.21	0.00	0.05	65	65					0.62	0.62				0.53	0.53			
9	fundusz pożyczkowy Kujawsko-Pomorski Fundusz Pożyczkowy Sp. z o.o., Toruń	2007PL051PO001	specific fund	Article 44 §1 (a)	Kujawsko-Pomorski Fundusz Pożyczkowy Sp. z o.o., Toruń	2012	4.63	3.93	0.69	0.00	0.26	258	258					2.01	2.01				1.71	1.71			

Poland

I. Description and identification of the entities which implement FEIs						II. Amounts of OP contributions paid to FEIs (HF or specific fund)					III. Investments made by FEIs in final recipients																
1	2	3	4		5	6	7=8+9+10	8	9	10	11	12=13+14+15+16	13	14	15	16	17=18+19+20+21	18	19	20	21	22=23+24+25+26	23	24	25	26	
No.	Name of the fund	Operational Programme(s)	Type of FEI		Fund manager	Fund set-up	Amounts of OP contributions paid to the fund or set aside in case of guarantees (HF or specific fund)	out of which			Management costs and fees	Total number of financial products offered	out of which				OP contributions invested in final recipients	out of which				SF contributions invested in final recipients	out of which				
			a) HF/specific fund	b) Article 44 §1 (a) or (b) or (c)				Structural Funds	National public co-financing	National private co-financing			loans	guarantees	equity / venture capital	other products		loan	guarantee	equity / venture capital	other product		loan	guarantee	equity / venture capital	other product	
10	fundusz pożyczkowy Łódzka Agencja Rozwoju Regionalnego S.A., Łódź	2007PL051PO001	specific fund	Article 44 §1 (a)	Łódzka Agencja Rozwoju Regionalnego S.A., Łódź	2012	0.57	0.48	0.09	0.00	0.04	68	68				0.53	0.53				0.45	0.45				
11	fundusz pożyczkowy Polska Fundacja Ośrodków Wspomagania Rozwoju Gospodarczego "OIC POLAND" z siedzibą w Lublinie, Lublin	2007PL051PO001	specific fund	Article 44 §1 (a)	Polska Fundacja Ośrodków Wspomagania Rozwoju Gospodarczego "OIC POLAND" z siedzibą w Lublinie, Lublin	2013	0.42	0.36	0.06	0.00	0.00	0	0				0.00	0.00				0.00	0.00				
12	fundusz pożyczkowy Polska Fundacja Przedsiębiorczości, Szczecin	2007PL051PO001	specific fund	Article 44 §1 (a)	Polska Fundacja Przedsiębiorczości, Szczecin	2012	1.92	1.63	0.29	0.00	0.13	126	126				1.13	1.13				0.96	0.96				
13	fundusz pożyczkowy Pomorski Fundusz Pożyczkowy Sp. z o.o., Gdańsk	2007PL051PO001	specific fund	Article 44 §1 (a)	Pomorski Fundusz Pożyczkowy Sp. z o.o., Gdańsk	2013	1.40	1.19	0.21	0.00	0.07	179	179				1.35	1.35				1.15	1.15				
14	fundusz pożyczkowy Regionalna Izba Gospodarcza, Stalowa Wola	2007PL051PO001	specific fund	Article 44 §1 (a)	Regionalna Izba Gospodarcza, Stalowa Wola	2013	0.40	0.34	0.06	0.00	0.02	19	19				0.19	0.19				0.16	0.16				
15	fundusz pożyczkowy Rzeszowska Agencja Rozwoju Regionalnego S.A., Rzeszów	2007PL051PO001	specific fund	Article 44 §1 (a)	Rzeszowska Agencja Rozwoju Regionalnego S.A., Rzeszów	2013	0.77	0.65	0.12	0.00	0.04	35	35				0.29	0.29				0.25	0.25				
16	fundusz pożyczkowy Stowarzyszenie "Centrum Rozwoju Ekonomicznego Pasłęka", Pasłęk	2007PL051PO001	specific fund	Article 44 §1 (a)	Stowarzyszenie "Centrum Rozwoju Ekonomicznego Pasłęka", Pasłęk	2013	1.51	1.28	0.23	0.00	0.03	35	35				0.30	0.30				0.25	0.25				
17	fundusz pożyczkowy Stowarzyszenie "Radomskie Centrum Przedsiębiorczości", Radom	2007PL051PO001	specific fund	Article 44 §1 (a)	Stowarzyszenie "Radomskie Centrum Przedsiębiorczości", Radom	2012	2.05	1.74	0.31	0.00	0.09	97	97				0.85	0.85				0.72	0.72				
18	fundusz pożyczkowy Stowarzyszenie "Samorządowe Centrum Przedsiębiorczości i Rozwoju" w Suchej Beskidzkiej, Sucha Beskidzka	2007PL051PO001	specific fund	Article 44 §1 (a)	Stowarzyszenie "Samorządowe Centrum Przedsiębiorczości i Rozwoju" w Suchej Beskidzkiej, Sucha Beskidzka	2012	1.80	1.53	0.27	0.00	0.08	122	122				1.00	1.00				0.85	0.85				
19	fundusz pożyczkowy Stowarzyszenie Ostrowskie Centrum Wspierania Przedsiębiorczości, Ostrow Wielkopolski	2007PL051PO001	specific fund	Article 44 §1 (a)	Stowarzyszenie Ostrowskie Centrum Wspierania Przedsiębiorczości, Ostrow Wielkopolski	2013	2.10	1.79	0.32	0.00	0.10	127	127				0.94	0.94				0.80	0.80				
20	fundusz pożyczkowy Unia Gospodarcza Regionu Śremskiego - Śremski Ośrodek Wspierania Małej Przedsiębiorczości, Śrem	2007PL051PO001	specific fund	Article 44 §1 (a)	Unia Gospodarcza Regionu Śremskiego - Śremski Ośrodek Wspierania Małej Przedsiębiorczości, Śrem	2012	1.14	0.97	0.17	0.00	0.04	42	42				0.40	0.40				0.34	0.34				

Poland

I. Description and identification of the entities which implement FEIs						II. Amounts of OP contributions paid to FEIs (HF or specific fund)					III. Investments made by FEIs in final recipients																
1	2	3	4		5	6	7=8+9+10	8	9	10	11	12=13+14+15+16	13	14	15	16	17=18+19+20+21	18	19	20	21	22=23+24+25+26	23	24	25	26	
No.	Name of the fund	Operational Programme(s)	Type of FEI		Fund manager	Fund set-up	Amounts of OP contributions paid to the fund or set aside in case of guarantees (HF or specific fund)	out of which			Management costs and fees	Total number of financial products offered	out of which				OP contributions invested in final recipients	out of which				out of which					
			a) HF/specific fund	b) Article 44, §1 (a) or (b) or (c)				Structural Funds	National public co-financing	National private co-financing			loans	guarantees	equity / venture capital	other products		loan	guarantee	equity / venture capital	other product	loan	guarantee	equity / venture capital	other product		
21	<b>NATIONAL CAPITAL FUND, WARSAW</b>	2007PL161PO001	HF	-	<b>National Capital Fund, Poland, Warsaw</b>	<b>2009</b>	<b>70.66</b>	60.06	<b>10.60</b>	<b>0.00</b>	4.70																
21.1	Assets Management Black Lion Sp. z o.o. SKA, Warszawa	2007PL161PO001	specific fund	Article 44 §1 (a)	AM Black Lion Sp. z o.o. SKA, Warszawa	2010	1.69	1.44	0.25	0.00	0.56	4			4		1.13			1.13			0.96			0.96	
21.2	Avanu Venture Capital Management Sp. z o.o. Fundusz I SKA, Katowice	2007PL161PO001	specific fund	Article 44 §1 (a)	Avanu Venture Capital Management Sp. z o.o., Katowice	2011	0.99	0.84	0.15	0.00	0.12	2			2		0.78			0.78			0.66			0.66	
21.3	FIZAN Venture Capital SATUS, Bielsko-Biala	2007PL161PO001	specific fund	Article 44 §1 (a)	Satus Venture Sp. z o.o. SK, Kraków	2010	3.31	2.81	0.50	0.00	0.38	27			27		2.78			2.78			2.37			2.37	
21.4	GPV I Sp. z o.o. SKA, Warszawa	2007PL161PO001	specific fund	Article 44 §1 (a)	GPV I Sp. z o.o., Warszawa	2011	4.14	3.52	0.62	0.00	0.77	13			13		3.19			3.19			2.71			2.71	
21.5	Innovation Nest Sp. z o.o. SKA, Kraków	2007PL161PO001	specific fund	Article 44 §1 (a)	Innovation Nest Sp. z o.o., Kraków	2011	1.63	1.39	0.24	0.00	0.32	15			15		0.98			0.98			0.83			0.83	
21.6	Inovo Sp. z o.o. Venture Fund I SKA, Warszawa	2007PL161PO001	specific fund	Article 44 §1 (a)	Inovo Sp. z o.o., Warszawa	2011	0.76	0.64	0.11	0.00	0.24	4			4		0.33			0.33			0.28			0.28	
21.7	Internet Ventures FIZ, Warszawa	2007PL161PO001	specific fund	Article 44 §1 (a)	MCI Management S.A., Warszawa	2010	4.46	3.79	0.67	0.00	1.10	11			11		3.18			3.18			2.70			2.70	
21.8	Skyline Venture Sp. z o.o. SKA, Warszawa	2007PL161PO001	specific fund	Article 44 §1 (a)	Skyline Venture Sp. z o.o., Warszawa	2010	1.26	1.07	0.19	0.00	0.37	4			4		0.88			0.88			0.75			0.75	
21.9	Speed Up Innovation Sp. z o.o. SKA, Poznań	2007PL161PO001	specific fund	Article 44 §1 (a)	Speed Up Innovation Sp. z o.o., Poznań	2012	0.39	0.33	0.06	0.00	0.13	5			5		0.17			0.17			0.15			0.15	
21.10	WinVentures Sp. z o.o. SKA	2007PL161PO001	specific fund	Article 44 §1 (a)	WinVentures Sp. z o.o., ul. Prosta 32, 00-838 Warszawa	2013	0.59	0.50	0.09	0.00	0.00	2			2		0.36			0.36			0.30			0.30	
22	Fundusz Pożyczkowy Wspierania Innowacji, Warszawa	2007PL161PO001	specific fund	Article 44 §1 (a)	Polska Agencja Rozwoju Przedsiębiorczości	2013	23.18	19.71	3.48	0.00	0.52	57	57				14.97	14.97				12.72	12.72				
23	<b>BANK GOSPODARSTWA KRAJOWEGO (BGK), WARSZAWA</b>	2007PL161PO003	HF	-	<b>Bank Gospodarstwa Krajowego (BGK), Warszawa</b>	<b>2009</b>	<b>49.11</b>	42.66	<b>6.45</b>	<b>0.00</b>	3.13																
23.1	Fundusz poręczenia - Podkarpacki Fundusz Poręczeń Kredytowych, Rzeszów	2007PL161PO003	specific fund	Article 44 §1 (a)	Podkarpacki Fundusz Poręczeń Kredytowych, Rzeszów	2011	2.45	2.08	0.37	0.00	0.14	96			96		2.45			2.45			2.08			2.08	
23.2	Fundusz poręczenia - Warmińsko-Mazurski Fundusz "Poręczenia Kredytowe", Olsztyn (II umowa)	2007PL161PO003	specific fund	Article 44 §1 (a)	Warmińsko-Mazurski Fundusz "Poręczenia Kredytowe", Olsztyn (II umowa)	2012	2.45	2.08	0.37	0.00	0.14	28			28		1.22			1.22			1.04			1.04	
23.3	Fundusz poręczenia - Warmińsko-Mazurski Fundusz "Poręczenia Kredytowe", Olsztyn (I umowa)	2007PL161PO003	specific fund	Article 44 §1 (a)	Warmińsko-Mazurski Fundusz "Poręczenia Kredytowe", Olsztyn (I umowa)	2011	2.20	1.87	0.33	0.00	0.12	102			102		2.20			2.20			1.87			1.87	

Poland

I. Description and identification of the entities which implement FEIs						II. Amounts of OP contributions paid to FEIs (HF or specific fund)					III. Investments made by FEIs in final recipients																
1	2	3	4		5	6	7=8+9+10	8	9	10	11	12=13+14+15+16	13	14	15	16	17=18+19+20+21	18	19	20	21	22=23+24+25+26	23	24	25	26	
No.	Name of the fund	Operational Programme(s)	Type of FEI		Fund manager	Fund set-up	Amounts of OP contributions paid to the fund or set aside in case of guarantees (HF or specific fund)	out of which			Management costs and fees	Total number of financial products offered	out of which				OP contributions invested in final recipients	out of which				SF contributions invested in final recipients	out of which				
			a) HF/specific fund	b) Article 44, §1 (a) or (b) or (c)				Structural Funds	National public co-financing	National private co-financing			loans	guarantees	equity / venture capital	other products		loan	guarantee	equity / venture capital	other product		loan	guarantee	equity / venture capital	other product	
23.4	Fundusz pożyczkowy - Agencja Rozwoju Regionalnego "MARR" S.A., Mielec	2007PL161PO003	specific fund	Article 44 §1 (a)	Agencja Rozwoju Regionalnego "MARR" S.A., Mielec	2012	2.69	2.29	0.40	0.00	0.10	95	95				2.69	2.69				2.29	2.29				
23.5	Fundusz pożyczkowy - Bilgorajska Agencja Rozwoju Regionalnego, Bilgoraj	2007PL161PO003	specific fund	Article 44 §1 (a)	Bilgorajska Agencja Rozwoju Regionalnego, Bilgoraj	2012	0.98	0.83	0.15	0.00	0.05	29	29				0.73	0.73				0.62	0.62				
23.6	Fundusz pożyczkowy - Działdowska Agencja Rozwoju, Działdowo	2007PL161PO003	specific fund	Article 44 §1 (a)	Działdowska Agencja Rozwoju, Działdowo	2012	2.93	2.49	0.44	0.00	0.15	155	155				2.15	2.15				1.83	1.83				
23.7	Fundusz pożyczkowy - Fundacja Rozwoju Regionu Łukta, Łukta	2007PL161PO003	specific fund	Article 44 §1 (a)	Fundacja Rozwoju Regionu Łukta, Łukta	2012	1.71	1.45	0.26	0.00	0.06	77	77				1.22	1.22				1.04	1.04				
23.8	Fundusz pożyczkowy - Fundacja Wspierania Przedsiębiorczości Regionalnej, Goldap	2007PL161PO003	specific fund	Article 44 §1 (a)	Fundacja Wspierania Przedsiębiorczości Regionalnej, Goldap	2013	1.20	1.02	0.18	0.00	0.04	29	29				1.20	1.20				1.02	1.02				
23.9	Fundusz pożyczkowy - Fundacja Wspomagania Wsi, Warszawa	2007PL161PO003	specific fund	Article 44 §1 (a)	Fundacja Wspomagania Wsi, Warszawa	2012	3.06	2.60	0.46	0.00	0.11	528	528				2.81	2.81				2.39	2.39				
23.10	Fundusz pożyczkowy - IDEA BANK, Warszawa	2007PL161PO003	specific fund	Article 44 §1 (a)	IDEA BANK, Warszawa	2012	2.44	2.07	0.37	0.00	0.21	152	152				2.44	2.44				2.07	2.07				
23.11	Fundusz pożyczkowy - Inicjatywa Mikro, Kraków	2007PL161PO003	specific fund	Article 44 §1 (a)	Inicjatywa Mikro, Kraków	2012	4.89	4.16	0.73	0.00	0.21	259	259				3.76	3.76				3.20	3.20				
23.12	Fundusz pożyczkowy - Koneckie Stowarzyszenie Wspierania Przedsiębiorczości, Końskie	2007PL161PO003	specific fund	Article 44 §1 (a)	Koneckie Stowarzyszenie Wspierania Przedsiębiorczości, Końskie	2013	4.89	4.16	0.73	0.00	0.16	150	150				4.52	4.52				3.84	3.84				
23.13	Fundusz pożyczkowy - Lubelska Fundacja Rozwoju, Lublin	2007PL161PO003	specific fund	Article 44 §1 (a)	Lubelska Fundacja Rozwoju, Lublin	2012	4.89	4.16	0.73	0.00	0.24	277	277				4.50	4.50				3.83	3.83				
23.14	Fundusz pożyczkowy - Podlaska Fundacja Rozwoju Regionalnego, Białystok	2007PL161PO003	specific fund	Article 44 §1 (a)	Podlaska Fundacja Rozwoju Regionalnego, Białystok	2012	1.20	1.02	0.18	0.00	0.04	61	61				1.02	1.02				0.87	0.87				
23.15	Fundusz pożyczkowy - Polska Fundacja Wspomagania Rozwoju Gospodarczego OIC Poland, Lublin	2007PL161PO003	specific fund	Article 44 §1 (a)	Polska Fundacja Wspomagania Rozwoju Gospodarczego OIC Poland, Lublin	2013	0.72	0.61	0.11	0.00	0.01	45	45				0.72	0.72				0.61	0.61				
23.16	Fundusz pożyczkowy - Pomorski Fundusz Pożyczkowy Sp. z o.o., Gdańsk	2007PL161PO003	specific fund	Article 44 §1 (a)	Pomorski Fundusz Pożyczkowy Sp. z o.o., Gdańsk	2013	1.20	1.02	0.18	0.00	0.02	16	16				0.52	0.52				0.44	0.44				

Poland

I. Description and identification of the entities which implement FEIs						II. Amounts of OP contributions paid to FEIs (HF or specific fund)					III. Investments made by FEIs in final recipients																
1	2	3	4		5	6	7=8+9+10	8	9	10	11	12=13+14+15+16	13	14	15	16	17=18+19+20+21	18	19	20	21	22=23+24+25+26	23	24	25	26	
No.	Name of the fund	Operational Programme(s)	Type of FEI		Fund manager	Fund set-up	Amounts of OP contributions paid to the fund or set aside in case of guarantees (HF or specific fund)	out of which			Management costs and fees	Total number of financial products offered	out of which				OP contributions invested in final recipients	out of which				out of which					
			a) HF/specific fund	b) Article 44, §1 (a) or (b) or (c)				Structural Funds	National public co-financing	National private co-financing			loans	guarantees	equity / venture capital	other products		loan	guarantee	equity / venture capital	other product	loan	guarantee	equity / venture capital	other product		
23.17	Fundusz pożyczkowy - Regionalna Izba Gospodarcza w Stalowej Woli, Stalowa Wola	2007PL161PO003	specific fund	Article 44 §1 (a)	Regionalna Izba Gospodarcza w Stalowej Woli, Stalowa Wola	2012	1.09	0.92	0.16	0.00	0.06	37	37				1.09	1.09				0.93	0.93				
23.18	Fundusz pożyczkowy - Stowarzyszenie "Centrum Rozwoju Ekonomicznego Pasłęka", Pasłęka	2007PL161PO003	specific fund	Article 44 §1 (a)	Stowarzyszenie "Centrum Rozwoju Ekonomicznego Pasłęka", Pasłęka	2014	0.98	0.83	0.15	0.00	0.03	52	52				0.98	0.98				0.83	0.83				
23.19	Fundusz pożyczkowy - Towarzystwo Inicjatyw Społeczno-Ekonomicznych, Warszawa	2007PL161PO003	specific fund	Article 44 §1 (a)	Towarzystwo Inicjatyw Społeczno-Ekonomicznych, Warszawa	2012	3.43	2.91	0.51	0.00	0.19	108	108				2.50	2.50				2.13	2.13				
23.20	Fundusz pożyczkowy - Warmińsko-Mazurska Agencja Rozwoju Regionalnego S.A., Olsztyn	2007PL161PO003	specific fund	Article 44 §1 (a)	Warmińsko-Mazurska Agencja Rozwoju Regionalnego S.A., Olsztyn	2013	2.48	2.11	0.37	0.00	0.02	50	50				2.02	2.02				1.71	1.71				
24	<b>DOLNOŚLĄSKI FUNDUSZ POWIERNICZY</b>	2007PL161PO005	HF	-	<b>Bank Gospodarstwa Krajowego, bank państwowy, Polska</b>	<b>2009</b>	<b>99.27</b>	<b>99.27</b>	<b>0.00</b>	<b>0.00</b>	<b>3.35</b>																
24.1	Poreczenie portfelowe Banku Polskiej Spółdzielczości S.A. (konkurs 3.1/2011/DFP)	2007PL161PO005	specific fund	Article 44 §1 (a)	Bank Polskiej Spółdzielczości S.A., ul. Płocka 9/11b, 01-231 Warszawa	2012	1.83	1.83	0.00	0.00	0.06	79		79			1.83	1.83				1.83	1.83				
24.2	Poreczenie portfelowe FM Banku S.A. (konkurs 3.1/2011/DFP)	2007PL161PO005	specific fund	Article 44 §1 (a)	FM Bank S.A., ul. Solec 38, 00-394 Warszawa	2012	1.90	1.90	0.00	0.00	0.05	342		342			1.90	1.90				1.90	1.90				
24.3	Poreczenie portfelowe FM Banku S.A. (konkurs 3.2/2012/DFP)	2007PL161PO005	specific fund	Article 44 §1 (a)	FM Bank PBP S.A., ul. Solec 38, 00-394 Warszawa	2013	1.04	1.04	0.00	0.00	0.02	354		354			0.80	0.80				0.80	0.80				
24.4	Poreczenie portfelowe Inicjatywa Mikro sp. z o.o. (konkurs 3.2/2012/DFP)	2007PL161PO005	specific fund	Article 44 §1 (a)	Inicjatywa Mikro sp. z o.o., Aleja Krasińskiego 11a, 31-111 Kraków	2013	0.31	0.31	0.00	0.00	0.02	55		55			0.17	0.17				0.17	0.17				
24.5	Pozyczka globalna Agencji Leasingu i Finansów S.A. (konkurs 2.3/2012/DFP)	2007PL161PO005	specific fund	Article 44 §1 (a)	Agencja Leasingu i Finansów S.A., ul. Piłsudskiego 13, 50-048 Wrocław	2013	1.22	1.22	0.00	0.00	0.08	46	46				1.22	1.22				1.22	1.22				
24.6	Pozyczka globalna Agencji Leasingu i Finansów S.A. (konkurs 2.4/2013/DFP)	2007PL161PO005	specific fund	Article 44 §1 (a)	Agencja Leasingu i Finansów S.A., Piłsudskiego 13, 50-048 Wrocław	2013	1.71	1.71	0.00	0.00	0.04	59	59				1.71	1.71				1.71	1.71				
24.7	Pozyczka globalna Agencji Leasingu i Finansów S.A. (konkurs 2.6/2014/DFP)	2007PL161PO005	specific fund	Article 44 §1 (a)	Agencja Leasingu i Finansów S.A., ul. Piłsudskiego 13, 50-048 Wrocław	2014	1.22	1.22	0.00	0.00	0.02	55	55				1.22	1.22				1.22	1.22				
24.8	Pozyczka globalna Agencji Rozwoju Regionalnego "AGROREG" S.A. (konkurs 2.1/2010/DFP)	2007PL161PO005	specific fund	Article 44 §1 (a)	Agencja Rozwoju Regionalnego "AGROREG" S.A., ul. Kłodzka 27, 57-402 Nowa Ruda	2011	1.96	1.96	0.00	0.00	0.17	83	83				1.96	1.96				1.96	1.96				

Poland

I. Description and identification of the entities which implement FEIs						II. Amounts of OP contributions paid to FEIs (HF or specific fund)					III. Investments made by FEIs in final recipients																
1	2	3	4		5	6	7=8+9+10	8	9	10	11	12=13+14+15+16	13	14	15	16	17=18+19+20+21	18	19	20	21	22=23+24+25+26	23	24	25	26	
No.	Name of the fund	Operational Programme(s)	Type of FEI		Fund manager	Fund set-up	Amounts of OP contributions paid to the fund or set aside in case of guarantees (HF or specific fund)	out of which			Management costs and fees	Total number of financial products offered	out of which				OP contributions invested in final recipients	out of which				SF contributions invested in final recipients	out of which				
			a) HF/specific fund	b) Article 44, §1 (a) or (b) or (c)				Structural Funds	National public co-financing	National private co-financing			loans	guarantees	equity / venture capital	other products		loan	guarantee	equity / venture capital	other product		loan	guarantee	equity / venture capital	other product	
24.9	Pożyczka globalna Agencji Rozwoju Regionalnego "AGROREG" S.A. (konkurs 2.2/2011/DFP)	2007PL161PO005	specific fund	Article 44 §1 (a)	Agencja Rozwoju Regionalnego "AGROREG" S.A., ul. Kłodzka 27, 57-402 Nowa Ruda	2011	2.45	2.45	0.00	0.00	0.17	119	119					2.45	2.45			2.45	2.45				
24.10	Pożyczka globalna Agencji Rozwoju Regionalnego "AGROREG" S.A. (konkurs 2.3/2012/DFP)	2007PL161PO005	specific fund	Article 44 §1 (a)	Agencja Rozwoju Regionalnego "AGROREG" S.A., ul. Kłodzka 27, 57-402 Nowa Ruda	2012	3.67	3.67	0.00	0.00	0.17	73	73					3.67	3.67			3.67	3.67				
24.11	Pożyczka globalna Agencji Rozwoju Regionalnego "AGROREG" S.A. (konkurs 2.4/2013/DFP)	2007PL161PO005	specific fund	Article 44 §1 (a)	Agencja Rozwoju Regionalnego "AGROREG" S.A., ul. Kłodzka 27, 57-402 Nowa Ruda	2013	3.67	3.67	0.00	0.00	0.09	64	64					2.53	2.53			2.53	2.53				
24.12	Pożyczka globalna Agencji Rozwoju Regionalnego ARLEG S.A. (konkurs 2.4/2013/DFP)	2007PL161PO005	specific fund	Article 44 §1 (a)	Agencja Rozwoju Regionalnego ARLEG S.A., ul. Rataja 26, 59-220 Wrocław	2013	1.22	1.22	0.00	0.00	0.04	63	63					1.22	1.22			1.22	1.22				
24.13	Pożyczka globalna Agencji Rozwoju Regionalnego ARLEG S.A. (konkurs 2.6/2014/DFP)	2007PL161PO005	specific fund	Article 44 §1 (a)	Agencja Rozwoju Regionalnego ARLEG S.A., ul. Rataja 26, 59-220 Legnica	2014	2.45	2.45	0.00	0.00	0.03	36	36					1.34	1.34			1.34	1.34				
24.14	Pożyczka globalna Banku Spółdzielczego w Trzebnicy (konkurs 2.2/2011/DFP)	2007PL161PO005	specific fund	Article 44 §1 (a)	Bank Spółdzielczy w Trzebnicy, ul. Prusicka 1, 55-100 Trzebnica	2012	0.46	0.46	0.00	0.00	0.01	27	27					0.46	0.46			0.46	0.46				
24.15	Pożyczka globalna Dolnośląskiego Funduszu Gospodarczego Pożyczki sp. z o.o. (konkurs 2.3/2012/DFP)	2007PL161PO005	specific fund	Article 44 §1 (a)	Dolnośląski Fundusz Gospodarczy Pożyczki sp. z o.o., Wita Stwosza 3, 50-148 Wrocław	2013	3.68	3.68	0.00	0.00	0.22	96	96					3.68	3.68			3.68	3.68				
24.16	Pożyczka globalna Dolnośląskiego Funduszu Gospodarczego Pożyczki sp. z o.o. (konkurs 2.6/2014/DFP)	2007PL161PO005	specific fund	Article 44 §1 (a)	Dolnośląski Fundusz Gospodarczy Pożyczki sp. z o.o., ul. Wita Stwosza 3, 50-148 Wrocław	2014	3.43	3.43	0.00	0.00	0.02	54	54					2.79	2.79			2.79	2.79				
24.17	Pożyczka globalna Dolnośląskiej Agencji Współpracy Gospodarczej Sp. z o.o. (konkurs 2.6/2014/DFP)	2007PL161PO005	specific fund	Article 44 §1 (a)	Dolnośląska Agencja Współpracy Gospodarczej, ul. Kotlarska 42, 50-151 Wrocław	2014	1.23	1.23	0.00	0.00	0.01	38	38					0.93	0.93			0.93	0.93				
24.18	Pożyczka globalna Funduszu Regionu Wałbrzyskiego (konkurs 2.1/2010/DFP)	2007PL161PO005	specific fund	Article 44 §1 (a)	Fundusz Regionu Wałbrzyskiego, ul. Limanowskiego 15, 58-300 Wałbrzych	2010	2.45	2.45	0.00	0.00	0.21	136	136					2.45	2.45			2.45	2.45				
24.19	Pożyczka globalna Funduszu Regionu Wałbrzyskiego (konkurs 2.2/2011/DFP)	2007PL161PO005	specific fund	Article 44 §1 (a)	Fundusz Regionu Wałbrzyskiego, ul. Limanowskiego 15, 58-300 Wałbrzych	2011	3.67	3.67	0.00	0.00	0.27	171	171					3.67	3.67			3.67	3.67				



Poland

I. Description and identification of the entities which implement FEIs						II. Amounts of OP contributions paid to FEIs (HF or specific fund)					III. Investments made by FEIs in final recipients																		
1	2	3	4		5	6	7=8+9+10	8	9	10	11	12=13+14+15+16	13	14	15	16	17=18+19+20+21	18	19	20	21	22=23+24+25+26	23	24	25	26			
No.	Name of the fund	Operational Programme(s)	Type of FEI		Fund manager	Fund set-up	Amounts of OP contributions paid to the fund or set aside in case of guarantees (HF or specific fund)	out of which			Management costs and fees	Total number of financial products offered	out of which				OP contributions invested in final recipients	out of which				SF contributions invested in final recipients	out of which						
			a) HF/specific fund	b) Article 44, §1 (a) or (b) or (c)				Structural Funds	National public co-financing	National private co-financing			loans	guarantees	equity / venture capital	other products		loan	guarantee	equity / venture capital	other product		loan	guarantee	equity / venture capital	other product			
24.20	Pozyczka globalna Funduszu Regionu Wałbrzyskiego (konkurs 2.3/2012/DFP)	2007PL161PO005	specific fund	Article 44 §1 (a)	Fundusz Regionu Wałbrzyskiego, ul. Limanowskiego 15, 58-300 Wałbrzych	2012	4.89	4.89	0.00	0.00	0.23	145	145					4.89	4.89					4.89	4.89				
24.21	Pozyczka globalna Funduszu Regionu Wałbrzyskiego (konkurs 2.4/2013/DFP)	2007PL161PO005	specific fund	Article 44 §1 (a)	Fundusz Regionu Wałbrzyskiego, ul. Limanowskiego 15, 58-300 Wałbrzych	2013	7.34	7.34	0.00	0.00	0.22	184	184					7.34	7.34					7.34	7.34				
24.22	Pozyczka globalna Funduszu Regionu Wałbrzyskiego (konkurs 2.6/2014/DFP)	2007PL161PO005	specific fund	Article 44 §1 (a)	Fundusz Regionu Wałbrzyskiego, ul. Limanowskiego 15, 58-300 Wałbrzych	2014	4.89	4.89	0.00	0.00	0.02	208	208					4.89	4.89					4.89	4.89				
24.23	Pozyczka globalna IDEA Bank S.A. (konkurs 2.3/2012/DFP)	2007PL161PO005	specific fund	Article 44 §1 (a)	IDEA Bank S.A., ul. Przyokopowa 33, 01-208 Warszawa	2013	7.34	7.34	0.00	0.00	0.44	274	274					7.34	7.34					7.34	7.34				
24.24	Pozyczka globalna IDEA Bank S.A. (konkurs 2.4/2013/DFP)	2007PL161PO005	specific fund	Article 44 §1 (a)	IDEA Bank S.A., ul. Przyokopowa 33, 01-208 Warszawa	2013	7.34	7.34	0.00	0.00	0.21	307	307					7.34	7.34					7.34	7.34				
24.25	Pozyczka globalna IKB Leasing Polska sp. z o.o. (konkurs 2.2/2011/DFP)	2007PL161PO005	specific fund	Article 44 §1 (a)	IKB Leasing Polska sp. z o.o., Pl. Andersa 3, 61-894 Poznań	2012	1.49	1.49	0.00	0.00	0.12	38	38					1.49	1.49					1.49	1.49				
24.26	Pozyczka globalna IKB Leasing Polska sp. z o.o. (konkurs 2.4/2013/DFP)	2007PL161PO005	specific fund	Article 44 §1 (a)	IKB Leasing Polska Sp. z o.o., Plac Władysława Andersa 3, 61-894 Poznań	2013	0.05	0.05	0.00	0.00	0.00	3	3					0.05	0.05					0.05	0.05				
24.27	Pozyczka globalna Inicjatyw Mikro sp. z o.o. (konkurs 2.3/2012/DFP)	2007PL161PO005	specific fund	Article 44 §1 (a)	Inicjatywa Mikro Sp. z o.o., Aleja Krasieńskiego 11a, 31-111 Kraków	2013	2.45	2.45	0.00	0.00	0.11	83	83					2.28	2.28					2.28	2.28				
24.28	Pozyczka globalna Karkonoskiej Agencji Rozwoju Regionalnego S.A. (konkurs 2.2/2011/DFP)	2007PL161PO005	specific fund	Article 44 §1 (a)	Karkonoska Agencja Rozwoju Regionalnego S.A., ul. 1-go Maja 27, 58-500 Jelenia Góra	2012	2.46	2.46	0.00	0.00	0.16	90	90					2.46	2.46					2.46	2.46				
24.29	Pozyczka globalna Karkonoskiej Agencji Rozwoju Regionalnego S.A. (konkurs 2.3/2012/DFP)	2007PL161PO005	specific fund	Article 44 §1 (a)	Karkonoska Agencja Rozwoju Regionalnego S.A., ul. 1 Maja 27, 58-500 Jelenia Góra	2013	2.45	2.45	0.00	0.00	0.09	72	72					2.45	2.45					2.45	2.45				
24.30	Pozyczka globalna Karkonoskiej Agencji Rozwoju Regionalnego S.A. (konkurs 2.6/2014/DFP)	2007PL161PO005	specific fund	Article 44 §1 (a)	Karkonoska Agencja Rozwoju Regionalnego S.A., ul. 1 Maja 27, 58-500 Jelenia Góra	2014	3.67	3.67	0.00	0.00	0.02	105	105					3.67	3.67					3.67	3.67				
24.31	Pozyczka globalna Polskiej Fundacji Przedsiębiorczości (konkurs 2.1/2010/DFP)	2007PL161PO005	specific fund	Article 44 §1 (a)	Polska Fundacja Przedsiębiorczości, ul. Monte Cassino 32, 70-466 Szczecin	2011	2.45	2.45	0.00	0.00	0.20	111	111					2.45	2.45					2.45	2.45				
24.32	Pozyczka globalna Polskiej Fundacji Przedsiębiorczości (konkurs 2.2/2011/DFP)	2007PL161PO005	specific fund	Article 44 §1 (a)	Polska Fundacja Przedsiębiorczości, ul. Monte Cassino 32, 70-466 Szczecin	2012	4.89	4.89	0.00	0.00	0.32	183	183					4.89	4.89					4.89	4.89				
24.33	Pozyczka globalna Polskiej Fundacji Przedsiębiorczości (konkurs 2.3/2012/DFP)	2007PL161PO005	specific fund	Article 44 §1 (a)	Polska Fundacja Przedsiębiorczości, ul. Monte Cassino 32, 70-466 Szczecin	2013	6.12	6.12	0.00	0.00	0.14	126	126					5.48	5.48					5.48	5.48				

Poland

I. Description and identification of the entities which implement FEIs						II. Amounts of OP contributions paid to FEIs (HF or specific fund)					III. Investments made by FEIs in final recipients																
1	2	3	4		5	6	7=8+9+10	8	9	10	11	12=13+14+15+16	13	14	15	16	17=18+19+20+21	18	19	20	21	22=23+24+25+26	23	24	25	26	
No.	Name of the fund	Operational Programme(s)	Type of FEI		Fund manager	Fund set-up	Amounts of OP contributions paid to the fund or set aside in case of guarantees (HF or specific fund)	out of which			Management costs and fees	Total number of financial products offered	out of which				OP contributions invested in final recipients	out of which				out of which					
			a) HF/specific fund	b) Article 44 §1 (a) or (b) or (c)				Structural Funds	National public co-financing	National private co-financing			loans	guarantees	equity / venture capital	other products		loan	guarantee	equity / venture capital	other product	loan	guarantee	equity / venture capital	other product		
24.34	Pozyczka globalna Sudeckiego Stowarzyszenia Inicjatyw Gospodarczych (konkurs 2.1/2010/DFP)	2007PL161PO005	specific fund	Article 44 §1 (a)	Sudeckie Stowarzyszenie Inicjatyw Gospodarczych, Al. Niepodległości 14, 58-100 Świdnica	2010	0.37	0.37	0.00	0.00	0.03	31	31				0.37	0.37				0.37	0.37				
24.35	Pozyczka globalna Sudeckiego Stowarzyszenia Inicjatyw Gospodarczych (konkurs 2.2/2011/DFP)	2007PL161PO005	specific fund	Article 44 §1 (a)	Sudeckie Stowarzyszenie Inicjatyw Gospodarczych, Al. Niepodległości 14, 58-100 Świdnica	2011	0.73	0.73	0.00	0.00	0.05	38	38				0.73	0.73				0.73	0.73				
24.36	Pozyczka globalna Sudeckiego Stowarzyszenia Inicjatyw Gospodarczych (konkurs 2.3/2012/DFP)	2007PL161PO005	specific fund	Article 44 §1 (a)	Sudeckie Stowarzyszenie Inicjatyw Gospodarczych, Al. Niepodległości 14, 58-100 Świdnica	2012	1.47	1.47	0.00	0.00	0.09	59	59				1.47	1.47				1.47	1.47				
24.37	Pozyczka globalna Sudeckiego Stowarzyszenia Inicjatyw Gospodarczych (konkurs 2.4/2013/DFP)	2007PL161PO005	specific fund	Article 44 §1 (a)	Sudeckie Stowarzyszenie Inicjatyw Gospodarczych, ul. Długa 33, 58-100 Świdnica	2013	1.22	1.22	0.00	0.00	0.03	42	42				1.22	1.22				1.22	1.22				
24.38	Pozyczka globalna Sudeckiego Stowarzyszenia Inicjatyw Gospodarczych (konkurs 2.6/2014/DFP)	2007PL161PO005	specific fund	Article 44 §1 (a)	Sudeckie Stowarzyszenie Inicjatyw Gospodarczych, ul. Długa 33, 58-100 Świdnica	2014	1.22	1.22	0.00	0.00	0.01	58	58				1.22	1.22				1.22	1.22				
24.39	Pozyczka globalna Towarzystwa Inwestycji Społeczno-Ekonomicznych S.A. (konkurs 2.6/2014/DFP)	2007PL161PO005	specific fund	Article 44 §1 (a)	Towarzystwo Inicjatyw Społeczno-Ekonomicznych S.A., ul. Okopowa 56, 01-042 Warszawa	2014	1.47	1.47	0.00	0.00	0.03	33	33				1.47	1.47				1.47	1.47				
24.40	Reporeczenie Dolnośląskiego Funduszu Gospodarczego sp. z o.o. (konkurs 1.1/2010/DFP)	2007PL161PO005	specific fund	Article 44 §1 (a)	Dolnośląski Fundusz Gospodarczy sp z o.o., ul Wita Stwosza 3, 50-148 Wrocław	2011	3.66	3.66	0.00	0.00	0.22	161		161			3.66		3.66			3.66		3.66			
24.41	Reporeczenie Dolnośląskiego Funduszu Gospodarczego sp. z o.o. (konkurs 1.2/2012/DFP)	2007PL161PO005	specific fund	Article 44 §1 (a)	Dolnośląski Fundusz Gospodarczy sp. z o.o., u. Wita Stwosza 3, 50-148 Wrocław	2013	2.45	2.45	0.00	0.00	0.20	136		136			2.45		2.45			2.45		2.45			
24.42	Reporeczenie Dolnośląskiego Funduszu Gospodarczego sp. z o.o. (konkurs 1.3/2014/DFP)	2007PL161PO005	specific fund	Article 44 §1 (a)	Dolnośląski Fundusz Gospodarczy sp. z o.o., ul. Wita Stwosza 3, 50-148 Wrocław	2014	1.84	1.84	0.00	0.00	0.05	66		66			0.94		0.94			0.94		0.94			
24.43	Reporeczenie Funduszu Poręczeń Kredytowych POLFUND S.A. (konkurs 1.2/2012/DFP)	2007PL161PO005	specific fund	Article 44 §1 (a)	Fundusz Poręczeń Kredytowych POLFUND S.A., ul. Monte Casino 32, 70-466 Szczecin	2013	0.98	0.98	0.00	0.00	0.02	35		35			0.69		0.69			0.69		0.69			
24.44	Reporeczenie Funduszu Poręczeń Kredytowych POLFUND S.A. (konkurs 1.3/2014/DFP)	2007PL161PO005	specific fund	Article 44 §1 (a)	Fundusz Poręczeń Kredytowych POLFUND S.A., ul. Monte Casino 32, 70-466 Szczecin	2014	0.40	0.40	0.00	0.00	0.00	0		0													

Poland

I. Description and identification of the entities which implement FEIs						II. Amounts of OP contributions paid to FEIs (HF or specific fund)					III. Investments made by FEIs in final recipients																	
1	2	3	4		5	6	7=8+9+10	8	9	10	11	12=13+14+15+16	13	14	15	16	17=18+19+20+21	18	19	20	21	22=23+24+25+26	23	24	25	26		
No.	Name of the fund	Operational Programme(s)	Type of FEI		Fund manager	Fund set-up	Amounts of OP contributions paid to the fund or set aside in case of guarantees (HF or specific fund)	out of which			Management costs and fees	Total number of financial products offered	out of which				OP contributions invested in final recipients	out of which				out of which						
			a) HF/specific fund	b) Article 44 §1 (a) or (b) or (c)				Structural Funds	National public co-financing	National private co-financing			loans	guarantees	equity / venture capital	other products		loan	guarantee	equity / venture capital	other product	loan	guarantee	equity / venture capital	other product			
24.45	Reporeczenie Funduszu Poręczeń Kredytowych Powiatu Dzierżoniowskiego sp. z o.o. (konkurs 1.1/2010/DFP)	2007PL161PO005	specific fund	Article 44 §1 (a)	Fundusz Poręczeń Kredytowych Powiatu Dzierżoniowskiego sp. z o.o., ul. Batalionów Chłopskich 19, 58-200 Dzierżoniów	2010	0.61	0.61	0.00	0.00	0.04	64		64			0.61		0.61			0.61		0.61				
24.46	Reporeczenie Funduszu Poręczeń Kredytowych Powiatu Dzierżoniowskiego sp. z o.o. (konkurs 1.2/2012/DFP)	2007PL161PO005	specific fund	Article 44 §1 (a)	Fundusz Poręczeń Kredytowych Powiatu Dzierżoniowskiego sp. z o.o., ul. Batalionów Chłopskich 19, 58-200 Dzierżoniów	2013	0.31	0.31	0.00	0.00	0.02	83		83			0.31		0.31			0.31		0.31				
24.47	Reporeczenie Funduszu Poręczeń Kredytowych sp. z o.o. w Jeleniej Górze (konkurs 1.1/2010/DFP)	2007PL161PO005	specific fund	Article 44 §1 (a)	Fundusz Poręczeń Kredytowych sp. z o.o. w Jeleniej Górze, ul. 1-go Maja 27, 58-500 Jelenia Góra	2010	1.08	1.08	0.00	0.00	0.06	51		51			1.08		1.08			1.08		1.08				
24.48	Reporeczenie Funduszu Poręczeń Kredytowych sp. z o.o. w Jeleniej Górze (konkurs 1.2/2012/DFP)	2007PL161PO005	specific fund	Article 44 §1 (a)	Fundusz Poręczeń Kredytowych sp. z o.o., ul. 1 Maja 27, 58-500 Jelenia Góra	2013	0.61	0.61	0.00	0.00	0.03	28		28			0.24		0.24			0.24		0.24				
25	<b>KUJAWSKO-POMORSKI FUNDUSZ POŻYCZKOWY SP. Z O.O.; TORUŃ</b>	2007PL161PO006	HF	-	Kujawsko-Pomorski Fundusz Pożyczkowy sp. z o.o. ul. Włocławska 167, 87-100 Toruń	2010	8.78	8.78	0.00	0.00	0.69																	
25.1	Bank Spółdzielczy w Nakle n/Notecią; Nakło n/Notecią	2007PL161PO006	specific fund	Article 44 §1 (a)	Bank Spółdzielczy w Nakle n/Notecią; Nakło n/Notecią	2013	1.51	1.51	0.00	0.00	0.02	38	38				0.73	0.73				0.62	0.62					
25.2	Grudziądzkie Poręczenia Kredytowe Sp. z o.o., Grudziądz	2007PL161PO006	specific fund	Article 44 §1 (a)	Grudziądzkie Poręczenia Kredytowe Sp. z o.o., Grudziądz	2011	0.00	0.00	0.00	0.00	0.00	1		1			0.01		0.01			0.01		0.01				
25.3	Kujawsko-Dobrzyński Bank Spółdzielczy (II); Włocławek	2007PL161PO006	specific fund	Article 44 §1 (a)	Kujawsko-Dobrzyński Bank Spółdzielczy (II); Włocławek	2013	1.51	1.51	0.00	0.00	0.03	38	38				0.70	0.70				0.59	0.59					
25.4	Kujawsko-Dobrzyński Bank Spółdzielczy (I); Włocławek	2007PL161PO006	specific fund	Article 44 §1 (a)	Kujawsko-Dobrzyński Bank Spółdzielczy (I); Włocławek	2012	0.96	0.96	0.00	0.00	0.06	45	45				0.96	0.96				0.82	0.82					
25.5	Kujawsko-Pomorski Fundusz Poręczeń Kredytowych Sp. z o.o., Toruń	2007PL161PO006	specific fund	Article 44 §1 (a)	Kujawsko-Pomorski Fundusz Poręczeń Kredytowych Sp. z o.o., Toruń	2011	0.00	0.00	0.00	0.00	0.01	5		5			0.10		0.10			0.08		0.08				
25.6	Piastowski Bank Spółdzielczy; Janikowo	2007PL161PO006	specific fund	Article 44 §1 (a)	Piastowski Bank Spółdzielczy; Janikowo	2013	1.26	1.26	0.00	0.00	0.02	34	34				0.84	0.84				0.71	0.71					
25.7	Polska Fundacja Przedsiębiorczości (II); Szczecin	2007PL161PO006	specific fund	Article 44 §1 (a)	Polska Fundacja Przedsiębiorczości (II); Szczecin	2014	0.77	0.77	0.00	0.00	0.00	5	5				0.10	0.10				0.08	0.08					
25.8	Polska Fundacja Przedsiębiorczości (I); Szczecin	2007PL161PO006	specific fund	Article 44 §1 (a)	Polska Fundacja Przedsiębiorczości (I); Szczecin	2011	1.24	1.24	0.00	0.00	0.07	46	46				1.24	1.24				1.05	1.05					
25.9	Poręczenia Kredytowe Sp. z o.o., Warszawa	2007PL161PO006	specific fund	Article 44 §1 (a)	Poręczenia Kredytowe Sp. z o.o., Warszawa	2011	0.64	0.64	0.00	0.00	0.04	34		34			0.64	0.64				0.55	0.55					
25.10	Toruński Fundusz Poręczeń Kredytowych Sp. z o.o. (I), Toruń	2007PL161PO006	specific fund	Article 44 §1 (a)	Toruński Fundusz Poręczeń Kredytowych Sp. z o.o. (I), Toruń	2014	0.76	0.76	0.00	0.00	0.02	17		17			0.93		0.93			0.79		0.79				
25.11	Toruński Fundusz Poręczeń Kredytowych Sp. z o.o. (I), Toruń	2007PL161PO006	specific fund	Article 44 §1 (a)	Toruński Fundusz Poręczeń Kredytowych Sp. z o.o. (I), Toruń	2011	0.00	0.00	0.00	0.00	0.03	28		28			0.50		0.50			0.42		0.42				

Poland

I. Description and identification of the entities which implement FEIs						II. Amounts of OP contributions paid to FEIs (HF or specific fund)					III. Investments made by FEIs in final recipients																
1	2	3	4		5	6	7=8+9+10	8	9	10	11	12=13+14+15+16	13	14	15	16	17=18+19+20+21	18	19	20	21	22=23+24+25+26	23	24	25	26	
No.	Name of the fund	Operational Programme(s)	Type of FEI		Fund manager	Fund set-up	Amounts of OP contributions paid to the fund or set aside in case of guarantees (HF or specific fund)	out of which			Management costs and fees	Total number of financial products offered	out of which				OP contributions invested in final recipients	out of which				SF contributions invested in final recipients	out of which				
			a) HF/specific fund	b) Article 44, §1 (a) or (b) or (c)				Structural Funds	National public co-financing	National private co-financing			loans	guarantees	equity / venture capital	other products		loan	guarantee	equity / venture capital	other product		loan	guarantee	equity / venture capital	other product	
26	Bydgoski Fundusz Poręczeń Kredytowych Spółka z ograniczoną odpowiedzialnością; Bydgoszcz	2007PL161PO006	specific fund	Article 44 §1 (a)	Bydgoski Fundusz Poręczeń Kredytowych Spółka z ograniczoną odpowiedzialnością, ul. Gdańska 32 85-006 Bydgoszcz	2009	3.21	3.21	0.00	0.00	0.20	65					2.42					2.42					2.42
27	Fundusz Poręczeń Kredytowych przy Towarzystwie Rozwoju Gminy Piłzница; Piłzница	2007PL161PO006	specific fund	Article 44 §1 (a)	Towarzystwo Rozwoju Gminy Piłzница, 87-214 Piłzница	2010	0.23	0.23	0.00	0.00	0.00	32					0.10					0.10					0.10
28	Grudziądzkie Poręczenia Kredytowe Spółka z ograniczoną odpowiedzialnością; Grudziądz	2007PL161PO006	specific fund	Article 44 §1 (a)	Grudziądzkie Poręczenia Kredytowe Spółka z ograniczoną odpowiedzialnością, ul. Sienkiewicza 22, 86-300 Grudziądz	2009	1.93	1.93	0.00	0.00	0.20	64					1.93					1.93					1.93
29	Grudziądzkie Poręczenia Kredytowe Spółka z ograniczoną odpowiedzialnością; Grudziądz (II)	2007PL161PO006	specific fund	Article 44 §1 (a)	Grudziądzkie Poręczenia Kredytowe Spółka z ograniczoną odpowiedzialnością, ul. Sienkiewicza 22, 86-300 Grudziądz	2010	1.24	1.24	0.00	0.00	0.10	43					1.25					1.25					1.25
30	Kujawskie Poręczenia Kredytowe Spółka z ograniczoną odpowiedzialnością; Włocławek	2007PL161PO006	specific fund	Article 44 §1 (a)	Kujawskie Poręczenia Kredytowe Spółka z ograniczoną odpowiedzialnością, ul. Toruńska 148 lok B07, 87-800 Włocławek	2009	1.76	1.76	0.00	0.00	0.16	63					1.77					1.77					1.77
31	Kujawsko-Pomorski Fundusz Poręczeń Kredytowych Spółka z ograniczoną odpowiedzialnością; Toruń	2007PL161PO006	specific fund	Article 44 §1 (a)	Kujawsko-Pomorski Fundusz Poręczeń Kredytowych Spółka z ograniczoną odpowiedzialnością, ul. Szosa Chelmińska 26, 87-100 Toruń	2009	9.35	9.35	0.00	0.00	0.53	163					9.40					9.40					9.40
32	Kujawsko-Pomorski Fundusz Pożyczkowy Sp. z o.o.; Toruń	2007PL161PO006	specific fund	Article 44 §1 (a)	Kujawsko-Pomorski Fundusz Pożyczkowy Sp. z o.o., ul. Włocławska 167, 87-100 Toruń	2009	8.78	8.78	0.00	0.00	0.69	267	267					8.87	8.87				8.87	8.87			
33	Polskie Towarzystwo Ekonomiczne Oddział w Bydgoszczy; Bydgoszcz	2007PL161PO006	specific fund	Article 44 §1 (a)	Polskie Towarzystwo Ekonomiczne, ul. Długa 34, 85-034 Bydgoszcz	2010	1.13	1.13	0.00	0.00	0.04	22	22					0.78	0.78				0.78	0.78			
34	Subregionalny Fundusz Pożyczkowy "KUJAWIAK-INWESTYCJE"; Szczecin	2007PL161PO006	specific fund	Article 44 §1 (a)	Polska Fundacja Przedsiębiorczości (Polish Entrepreneurs Foundation), ul. Monte Cassino 32, 70-466 Szczecin	2010	2.49	2.49	0.00	0.00	0.18	76	76					2.49	2.49				2.49	2.49			
35	Toruński Fundusz Poręczeń Kredytowych Spółka z ograniczoną odpowiedzialnością; Toruń	2007PL161PO006	specific fund	Article 44 §1 (a)	Toruński Fundusz Poręczeń Kredytowych Spółka z ograniczoną odpowiedzialnością, ul. Kopernika 27, 87 - 100 Toruń	2009	1.99	1.99	0.00	0.00	0.17	41					2.02					2.02					2.02
36	Fundusz Pożyczkowy Bilgorajskiej Agencji Rozwoju Regionalnego S.A., Bilgoraj	2007PL161PO007	specific fund	Article 44 §1 (a)	Bilgorajska Agencja Rozwoju Regionalnego S.A., Bilgoraj	2009	2.29	2.29	0.00	0.00	0.32	203	203					1.97	1.97				1.97	1.97			
37	Fundusz Pożyczkowy Fundacji "OIC Poland", Lublin	2007PL161PO007	specific fund	Article 44 §1 (a)	Polska Fundacja Ośrodków Wspomagania Rozwoju Gospodarczego "OIC Poland", Lublin	2009	1.19	1.19	0.00	0.00	0.21	90	90					1.00	1.00				1.00	1.00			
38	Fundusz Pożyczkowy Fundacji Puławskie Centrum Przedsiębiorczości, Puławy	2007PL161PO007	specific fund	Article 44 §1 (a)	Fundacja Puławskie Centrum Przedsiębiorczości, Puławy	2009	2.37	2.37	0.00	0.00	0.33	221	221					2.06	2.06				2.06	2.06			

Poland

I. Description and identification of the entities which implement FEIs						II. Amounts of OP contributions paid to FEIs (HF or specific fund)					III. Investments made by FEIs in final recipients															
1	2	3	4		5	6	7=8+9+10	8	9	10	11	12=13+14+15+16	13	14	15	16	17=18+19+20+21	18	19	20	21	22=23+24+25+26	23	24	25	26
No.	Name of the fund	Operational Programme(s)	Type of FEI		Fund manager	Fund set-up	Amounts of OP contributions paid to the fund or set aside in case of guarantees (HF or specific fund)	out of which			Management costs and fees	Total number of financial products offered	out of which				OP contributions invested in final recipients	out of which				out of which				
			a) HF/specific fund	b) Article 44, §1 (a) or (b) or (c)				Structural Funds	National public co-financing	National private co-financing			loans	guarantees	equity / venture capital	other products		loan	guarantee	equity / venture capital	other product	SF contributions invested in final recipients	loan	guarantee	equity / venture capital	other product
39	Polski Fundusz Gwarancyjny Spółka z ograniczoną odpowiedzialnością, Lublin	2007PL161PO007	specific fund	Article 44 §1 (a)	Polski Fundusz Gwarancyjny Sp. z o.o., Lublin	2009	10.86	9.23	1.63	0.00	1.08	192		192			9.78		9.78			9.23		9.23		
40	Puławski Fundusz Poręczeń Kredytowych, Puławy	2007PL161PO007	specific fund	Article 44 §1 (a)	Puławski Fundusz Poręczeń Kredytowych, Puławy	2009	2.34	1.99	0.35	0.00	0.15	52		52			1.76		1.76			1.76		1.76		
41	Regionalny Fundusz Pożyczkowy Lubelskiej Fundacji Rozwoju, Lublin	2007PL161PO007	specific fund	Article 44 §1 (a)	Lubelska Fundacja Rozwoju, Warszawa	2009	19.05	18.79	0.25	0.00	2.44	1083	1083				16.61	16.61				16.61	16.61			
42	ECDF sp. z o.o. - Poznań	2007PL161PO008	specific fund	Article 44 §1 (a)	ECDF sp. z o.o. - Poznań	2013	0.68	0.68	0.00	0.00	0.00	2	2				0.05	0.05				0.05	0.05			
43	Fundacja "Przedsiębiorczość" (Fundusz pożyczkowy w Zarach) - Zary (RPLB.02.05.00-08-003/10)	2007PL161PO008	specific fund	Article 44 §1 (a)	Fundacja "Przedsiębiorczość" (Fundusz pożyczkowy w Zarach) - Zary	2010	0.72	0.72	0.00	0.00	0.06	31	31				0.72	0.72				0.72	0.72			
44	Fundacja "Przedsiębiorczość" (Fundusz pożyczkowy w Zarach) - Zary (RPLB.02.05.00-08-006/13)	2007PL161PO008	specific fund	Article 44 §1 (a)	Fundacja "Przedsiębiorczość" (Fundusz pożyczkowy w Zarach) - Zary	2013	0.57	0.57	0.00	0.00	0.00	12	12				0.42	0.42				0.42	0.42			
45	Lubuski Fundusz Poręczeń Kredytowych Sp. z o.o. - Zielona Góra (RPLB.02.05.00-08-001/09)	2007PL161PO008	specific fund	Article 44 §1 (a)	Lubuski Fundusz Poręczeń Kredytowych Sp. z o.o. - Zielona Góra	2009	2.45	2.45	0.00	0.00	0.21	102		102			2.45		2.45			2.45		2.45		
46	Lubuski Fundusz Poręczeń Kredytowych Sp. z o.o. - Zielona Góra (RPLB.02.05.00-08-001/13)	2007PL161PO008	specific fund	Article 44 §1 (a)	Lubuski Fundusz Poręczeń Kredytowych Sp. z o.o. - Zielona Góra	2013	0.48	0.48	0.00	0.00	0.00	17		17			0.48		0.48			0.48		0.48		
47	Stowarzyszenie Wspierania Małej przedsiębiorczości z siedzibą w Dobiegniewie (Fundusz Pożyczkowy w Dobiegniewie) - Dobiegniew	2007PL161PO008	specific fund	Article 44 §1 (a)	Stowarzyszenie Wspierania Małej przedsiębiorczości z siedzibą w Dobiegniewie (Fundusz Pożyczkowy w Dobiegniewie) - Dobiegniew	2009	0.72	0.72	0.00	0.00	0.09	109	109				0.72	0.72				0.72	0.72			
48	Wojewódzki Zakład Doskonalenia Zawodowego w Gorzowie Wielkopolskim - Gorzów Wielkopolski	2007PL161PO008	specific fund	Article 44 §1 (a)	Wojewódzki Zakład Doskonalenia Zawodowego w Gorzowie Wielkopolskim - Gorzów Wielkopolski	2013	0.18	0.18	0.00	0.00	0.00	21	21				0.18	0.18				0.18	0.18			
49	Agencja Rozwoju Regionalnego S.A. (Lubuski Fundusz Pożyczkowy) - Zielona Góra (RPLB.02.05.00-08-002/09)	2007PL161PO008	specific fund	Article 44 §1 (a)	Agencja Rozwoju Regionalnego S.A. (Lubuski Fundusz Pożyczkowy) - Zielona Góra	2009	2.45	2.45	0.00	0.00	0.38	108	108				2.45	2.45				2.45	2.45			
50	Agencja Rozwoju Regionalnego S.A. (Lubuski Fundusz Pożyczkowy) - Zielona Góra (RPLB.02.05.00-08-004/13)	2007PL161PO008	specific fund	Article 44 §1 (a)	Agencja Rozwoju Regionalnego S.A. (Lubuski Fundusz Pożyczkowy) - Zielona Góra	2013	1.07	1.07	0.00	0.00	0.00	25	25				0.85	0.85				0.85	0.85			

Poland

I. Description and identification of the entities which implement FEIs						II. Amounts of OP contributions paid to FEIs (HF or specific fund)					III. Investments made by FEIs in final recipients																
1	2	3	4		5	6	7=8+9+10	8	9	10	11	12=13+14+15+16	13	14	15	16	17=18+19+20+21	18	19	20	21	22=23+24+25+26	23	24	25	26	
No.	Name of the fund	Operational Programme(s)	Type of FEI		Fund manager	Fund set-up	Amounts of OP contributions paid to the fund or set aside in case of guarantees (HF or specific fund)	out of which			Management costs and fees	Total number of financial products offered	out of which				OP contributions invested in final recipients	out of which				SF contributions invested in final recipients	out of which				
			a) HF/specific fund	b) Article 44, §1 (a) or (b) or (c)				Structural Funds	National public co-financing	National private co-financing			loans	guarantees	equity / venture capital	other products		loan	guarantee	equity / venture capital	other product		loan	guarantee	equity / venture capital	other product	
51	JEREMIE (JOINT EUROPEAN RESOURCES FOR MIKRO TO MEDIUM ENTERPRISES) HOLDING FUND FOR ŁÓDZKIE REGION, ŁÓDŹ	2007PL161PO009	HF	-	Bank Gospodarstwa Krajowego based in Warsaw, Poland	2009	44.77	29.10	15.67	0.00	2.67																
51.1	Fundusz Poręczenia - ESBANK Bank Spółdzielczy (14)	2007PL161PO009	specific fund	Article 44 §1 (a)	ESBANK Bank Spółdzielczy, Radomsko (14)	2013	2.37	1.54	0.83	0.00	0.03	62		62			0.59		0.59			0.38		0.38			
51.2	Fundusz Poręczenia - ESBANK Bank Spółdzielczy, Radomsko (11)	2007PL161PO009	specific fund	Article 44 §1 (a)	ESBANK Bank Spółdzielczy, Radomsko	2012	0.90	0.58	0.31	0.00	0.02	23		23			0.45		0.45			0.29		0.29			
51.3	Fundusz Poręczenia - FM Bank S.A. (15)	2007PL161PO009	specific fund	Article 44 §1 (a)	FM Bank S.A., Warszawa (15)	2013	5.70	3.70	1.99	0.00	0.01	252		252			0.58		0.58			0.37		0.37			
51.4	Fundusz Poręczenia - FM BANK S.A., Warszawa (12)	2007PL161PO009	specific fund	Article 44 §1 (a)	FM BANK S.A., Warszawa (12)	2012	1.79	1.16	0.63	0.00	0.03	182		182			0.89		0.89			0.58		0.58			
51.5	Fundusz Poręczenia - Łódzka Agencja Rozwoju Regionalnego S.A., Łódź (13)	2007PL161PO009	specific fund	Article 44 §1 (a)	Łódzka Agencja Rozwoju Regionalnego S.A., Łódź	2012	2.37	1.54	0.83	0.00	0.04	19		19			0.98		0.98			0.63		0.63			
51.6	Fundusz Pożyczkowy - Fundacja Rozwoju Gminy Żelów, Żelów (2)	2007PL161PO009	specific fund	Article 44 §1 (a)	Fundacja Rozwoju Gminy Żelów, Żelów	2011	1.66	1.08	0.58	0.00	0.17	0	0				1.66	1.66				1.08	1.08				
51.7	Fundusz Pożyczkowy - Fundacja Rozwoju Gminy Żelów, Żelów (5)	2007PL161PO009	specific fund	Article 44 §1 (a)	Fundacja Rozwoju Gminy Żelów, Żelów	2012	2.37	1.54	0.83	0.00	0.16	0	0				2.28	2.28				1.48	1.48				
51.8	Fundusz Pożyczkowy - Idea Bank S.A., Warszawa (17)	2007PL161PO009	specific fund	Article 44 §1 (a)	Idea Bank S.A., Warszawa (17)	2013	2.37	1.54	0.83	0.00	0.12	0	0				2.35	2.35				1.53	1.53				
51.9	Fundusz Pożyczkowy - IKB Leasing Polska Sp. z o.o., Poznań (10)	2007PL161PO009	specific fund	Article 44 §1 (a)	IKB Leasing Polska Sp. z o.o., Poznań	2012	2.37	1.54	0.83	0.00	0.12	0	0				1.94	1.94				1.26	1.26				
51.10	Fundusz Pożyczkowy - Krajowe Stowarzyszenie Wspierania Przedsiębiorczości, Końskie (7)	2007PL161PO009	specific fund	Article 44 §1 (a)	Krajowe Stowarzyszenie Wspierania Przedsiębiorczości, Końskie	2012	2.37	1.54	0.83	0.00	0.18	0	0				2.37	2.37				1.54	1.54				
51.11	Fundusz Pożyczkowy - Łódzka Agencja Rozwoju Regionalnego S.A., Łódź (1)	2007PL161PO009	specific fund	Article 44 §1 (a)	Łódzka Agencja Rozwoju Regionalnego S.A., Łódź	2011	4.47	2.90	1.56	0.00	0.38	0	0				4.47	4.47				2.90	2.90				
51.12	Fundusz Pożyczkowy - Łódzka Agencja Rozwoju Regionalnego S.A., Łódź (16)	2007PL161PO009	specific fund	Article 44 §1 (a)	Łódzka Agencja Rozwoju Regionalnego S.A., Łódź (16)	2013	5.93	3.86	2.08	0.00	0.24	1	1				5.69	5.69				3.70	3.70				
51.13	Fundusz Pożyczkowy - Łódzka Agencja Rozwoju Regionalnego S.A., Łódź (4)	2007PL161PO009	specific fund	Article 44 §1 (a)	Łódzka Agencja Rozwoju Regionalnego S.A., Łódź	2011	4.68	3.04	1.64	0.00	0.33	0	0				4.68	4.68				3.04	3.04				

Poland

I. Description and identification of the entities which implement FEIs						II. Amounts of OP contributions paid to FEIs (HF or specific fund)					III. Investments made by FEIs in final recipients																
1	2	3	4		5	6	7=8+9+10	8	9	10	11	12=13+14+15+16	13	14	15	16	17=18+19+20+21	18	19	20	21	22=23+24+25+26	23	24	25	26	
No.	Name of the fund	Operational Programme(s)	Type of FEI		Fund manager	Fund set-up	Amounts of OP contributions paid to the fund or set aside in case of guarantees (HF or specific fund)	out of which			Management costs and fees	Total number of financial products offered	out of which				OP contributions invested in final recipients	out of which				SF contributions invested in final recipients	out of which				
			a) HF/specific fund	b) Article 44, §1 (a) or (b) or (c)				Structural Funds	National public co-financing	National private co-financing			loans	guarantees	equity / venture capital	other products		loan	guarantee	equity / venture capital	other product		loan	guarantee	equity / venture capital	other product	
51.14	Fundusz Pożyczkowy - Łódzka Agencja Rozwoju Regionalnego S.A., Łódź (8)	2007PL161PO009	specific fund	Article 44 §1 (a)	Łódzka Agencja Rozwoju Regionalnego S.A., Łódź	2012	6.61	4.30	2.31	0.00	0.33	0	0				6.61	6.61				4.30	4.30				
51.15	Fundusz Pożyczkowy - Polska Fundacja Przedsiębiorczości, Szczecin (9)	2007PL161PO009	specific fund	Article 44 §1 (a)	Polska Fundacja Przedsiębiorczości, Szczecin	2012	7.12	4.63	2.49	0.00	0.36	0	0				7.12	7.12				4.63	4.63				
51.16	Fundusz Pożyczkowy - Stowarzyszenie Ostrowskie Centrum Wspierania Przedsiębiorczości (18)	2007PL161PO009	specific fund	Article 44 §1 (a)	Stowarzyszenie Ostrowskie Centrum Wspierania Przedsiębiorczości (18)	2013	0.88	0.57	0.31	0.00	0.03	0	0				0.88	0.88				0.57	0.57				
51.17	Fundusz Pożyczkowy - Stowarzyszenie Ostrowskie Centrum Wspierania Przedsiębiorczości, Ostrow Wielkopolski (3)	2007PL161PO009	specific fund	Article 44 §1 (a)	Stowarzyszenie Ostrowskie Centrum Wspierania Przedsiębiorczości, Ostrow Wielkopolski	2011	0.47	0.31	0.17	0.00	0.05	0	0				0.47	0.47				0.31	0.31				
51.18	Fundusz Pożyczkowy - Towarzystwo Oszczędnościowo-Pożyczkowe Bank Spółdzielczy PA-CO-BANK, Pabianice (6)	2007PL161PO009	specific fund	Article 44 §1 (a)	Towarzystwo Oszczędnościowo-Pożyczkowe Bank Spółdzielczy PA-CO-BANK, Pabianice	2012	0.71	0.46	0.25	0.00	0.04	0	0				0.69	0.69				0.45	0.45				
51.19	Krajowe Stowarzyszenie Wspierania Przedsiębiorczości, Końskie (19)	2007PL161PO009	specific fund	Article 44 §1 (a)	Krajowe Stowarzyszenie Wspierania Przedsiębiorczości, Końskie (19)	2014	0.71	0.46	0.25	0.00	0.00	0	0				0.71	0.71				0.46	0.46				
52	Fundusz poręczenia "Galicja" dla przedsiębiorców z sektora MŚP, Nowy Sącz	2007PL161PO010	specific fund	Article 44 §1 (a)	Małopolski Fundusz Poręczeń Kredytowych sp.z o.o. w Nowym Sączu, Nowy Sącz	2010	1.77	1.50	0.26	0.00	0.07	17		17			0.65		0.65			0.55		0.55			
53	Fundusz Poręczeń Kredytowych "Małopolskie Inwestycje" Tarnów	2007PL161PO010	specific fund	Article 44 §1 (a)	Tarnowska Agencja Rozwoju Regionalnego S.A w Tarnowie	2010	1.26	1.07	0.19	0.00	0.04	24		24			0.90		0.90			0.76		0.76			
54	Fundusz Pożyczkowy Agencji Rozwoju Małopolski Zachodniej S.A. prowadzony przez ARMZ S.A. w Chrzanowie	2007PL161PO010	specific fund	Article 44 §1 (a)	Agencja Rozwoju Małopolski Zachodniej S.A. Chrzanów	2009	1.75	1.49	0.26	0.00	0.08	129	129				1.75	1.75				1.49	1.49				
55	Fundusz Pożyczkowy dla przedsiębiorców poszkodowanych w wyniku klęsk żywiołowych działający w ramach Tarnowskiej Agencji Rozwoju Regionalnego S.A. w Tarnowie	2007PL161PO010	specific fund	Article 44 §1 (a)	Tarnowska Agencja Rozwoju Regionalnego S.A. w Tarnowie	2010	1.26	1.07	0.19	0.00	0.09	32	32				1.26	1.26				1.07	1.07				

Poland

I. Description and identification of the entities which implement FEIs						II. Amounts of OP contributions paid to FEIs (HF or specific fund)					III. Investments made by FEIs in final recipients																		
1	2	3	4		5	6	7=8+9+10	8	9	10	11	12=13+14+15+16	13	14	15	16	17=18+19+20+21	18	19	20	21	22=23+24+25+26	23	24	25	26			
No.	Name of the fund	Operational Programme(s)	Type of FEI		Fund manager	Fund set-up	Amounts of OP contributions paid to the fund or set aside in case of guarantees (HF or specific fund)	out of which			Management costs and fees	Total number of financial products offered	out of which				OP contributions invested in final recipients	out of which				out of which							
			a) HF/specific fund	b) Article 44, §1 (a) or (b) or (c)				Structural Funds	National public co-financing	National private co-financing			loans	guarantees	equity / venture capital	other products		loan	guarantee	equity / venture capital	other product	SF contributions invested in final recipients	loan	guarantee	equity / venture capital	other product			
56	Fundusz Pożyczkowy Fundacji Rozwoju Regionu Rabka "Nowe inwestycje w Małopolsce", Rabka-Zdrój	2007PL161PO010	specific fund	Article 44 §1 (a)	Fundacja Rozwoju Regionu Rabka, Rabka - Zdrój	2009	2.08	1.77	0.31	0.00	0.33	322	322					2.08	2.08					1.77	1.77				
57	Fundusz Pożyczkowy Fundacji Rozwoju Regionu Rabka "Rozwój Turystyki w Małopolsce", Rabka-Zdrój	2007PL161PO010	specific fund	Article 44 §1 (a)	Fundacja Rozwoju Regionu Rabka, Rabka-Zdrój	2009	2.08	1.77	0.31	0.00	0.29	131	131					2.08	2.08					1.77	1.77				
58	Fundusz Pożyczkowy Janosik Fundacji na rzecz Rozwoju Polskiego Rolnictwa w Warszawie	2007PL161PO010	specific fund	Article 44 §1 (a)	Fundacja na rzecz Rozwoju Polskiego Rolnictwa, Warszawa	2009	2.55	2.17	0.38	0.00	0.15	255	255					2.55	2.55					2.17	2.17				
59	Fundusz Pożyczkowy "Kiejski Żywotowe", Rabka Zdrój	2007PL161PO010	specific fund	Article 44 §1 (a)	Fudacja Rozwoju Regionu Rabka, Rabka-Zdrój	2010	2.21	1.88	0.33	0.00	0.16	47	47					2.21	2.21					1.88	1.88				
60	Fundusz Pożyczkowy "Odbudowa" Stowarzyszenia "Samorządowe Centrum Przedsiębiorczości i Rozwoju" w Suchej Beskidzkiej	2007PL161PO010	specific fund	Article 44 §1 (a)	Stowarzyszenie "Samorządowe Centrum Przedsiębiorczości i Rozwoju" w Suchej Beskidzkiej, Sucha Beskidzka	2010	1.77	1.50	0.26	0.00	0.12	30	30					1.77	1.77					1.50	1.50				
61	Fundusz Pożyczkowy "Skawa" - Stowarzyszenia "Samorządowe Centrum Przedsiębiorczości i Rozwoju" w Suchej Beskidzkiej	2007PL161PO010	specific fund	Article 44 §1 (a)	Stowarzyszenie "Samorządowe Centrum Przedsiębiorczości i Rozwoju" w Suchej Beskidzkiej, Sucha Beskidzka	2009	2.51	2.13	0.38	0.00	0.19	306	306					2.51	2.51					2.13	2.13				
62	Małopolski Fundusz Pożyczkowy dla mikro, małych i średnich przedsiębiorców dotkniętych kłopotami żywotowymi lub innymi zdarzeniami nadzwyczajnymi Małopolskiej Agencji Rozwoju Regionalnego S.A. w Krakowie	2007PL161PO010	specific fund	Article 44 §1 (a)	Małopolska Agencja Rozwoju Regionalnego S.A., Kraków	2010	1.26	1.07	0.19	0.00	0.06	7	7					0.27	0.27					0.23	0.23				
63	Małopolski Fundusz Pożyczkowy dla pożyczek udzielanych w ramach funduszu dofinansowanego z Małopolskiego Regionalnego Programu Operacyjnego, Kraków	2007PL161PO010	specific fund	Article 44 §1 (a)	Małopolska Agencja Rozwoju Regionalnego S.A., Kraków	2009	4.26	3.62	0.64	0.00	0.31	163	163					4.26	4.26					3.62	3.62				
64	Małopolski Regionalny Fundusz Poręczenia dla poręczeń udzielanych w ramach MRPO, Kraków	2007PL161PO010	specific fund	Article 44 §1 (a)	Małopolski Regionalny Fundusz Poręczenia Sp. z o.o. w Krakowie	2010	12.61	10.72	1.89	0.00	0.24	62						5.16	5.16					4.38		4.38			



Poland

I. Description and identification of the entities which implement FEIs						II. Amounts of OP contributions paid to FEIs (HF or specific fund)					III. Investments made by FEIs in final recipients																
1	2	3	4		5	6	7=8+9+10	8	9	10	11	12=13+14+15+16	13	14	15	16	17=18+19+20+21	18	19	20	21	22=23+24+25+26	23	24	25	26	
No.	Name of the fund	Operational Programme(s)	Type of FEI		Fund manager	Fund set-up	Amounts of OP contributions paid to the fund or set aside in case of guarantees (HF or specific fund)	out of which			Management costs and fees	Total number of financial products offered	out of which				OP contributions invested in final recipients	out of which				out of which					
			a) HF/specific fund	b) Article 44, §1 (a) or (b) or (c)				Structural Funds	National public co-financing	National private co-financing			loans	guarantees	equity / venture capital	other products		loan	guarantee	equity / venture capital	other product	SF contributions invested in final recipients	loan	guarantee	equity / venture capital	other product	
																											22
65	Mikro Fundusz Pożyczkowy Centrum Biznesu Małopolski Zachodniej Sp. z o.o. w Oświęcimiu	2007PL161PO010	specific fund	Article 44 §1 (a)	Centrum Biznesu Małopolski Zachodniej Sp. z o.o. w Oświęcimiu	2009	1.25	1.06	0.19	0.00	0.19	146	146				1.25	1.25				1.06	1.06				
66	BANK GOSPODARSTWA KRAJOWEGO, WARSZAWA	2007PL161PO011	HF	-	Bank Gospodarstwa Krajowego, Warszawa	2012	16.05	8.70	7.35	0.00	0.81																
66.1	FM Bank PBP S.A., Warszawa	2007PL161PO011	specific fund	Article 44 §1 (a)	FM Bank PBP S.A., Warszawa	2013	4.78	2.57	2.21	0.00	0.01						1.20	1.20				0.64	0.64				
66.2	Fundacja na rzecz Rozwoju Polskiego Rolnictwa, Warszawa	2007PL161PO011	specific fund	Article 44 §1 (a)	Fundacja na rzecz Rozwoju Polskiego Rolnictwa, Warszawa	2014	1.20	0.64	0.55	0.00	0.00						0.30	0.30				0.16	0.16				
66.3	Fundacja na rzecz Rozwoju Polskiego Rolnictwa, Warszawa	2007PL161PO011	specific fund	Article 44 §1 (a)	Fundacja na rzecz Rozwoju Polskiego Rolnictwa, Warszawa	2013	2.39	1.29	1.11	0.00	0.02						0.60	0.60				0.32	0.32				
66.4	Idea Bank S.A., Warszawa	2007PL161PO011	specific fund	Article 44 §1 (a)	Idea Bank S.A., Warszawa	2014	4.78	2.57	2.21	0.00	0.00						1.20	1.20				0.64	0.64				
66.5	Idea Bank S.A., Warszawa	2007PL161PO011	specific fund	Article 44 §1 (a)	Idea Bank S.A., Warszawa	2013	2.39	1.29	1.11	0.00	0.11	147	147				1.76	1.76				0.95	0.95				
66.6	Inicjatywa Mikro Sp. z o.o., Kraków	2007PL161PO011	specific fund	Article 44 §1 (a)	Inicjatywa Mikro Sp. z o.o., Kraków	2013	0.24	0.13	0.11	0.00	0.00						0.06	0.06				0.03	0.03				
66.7	Krajowe Stowarzyszenie Wspierania Przedsiębiorczości, Końskie	2007PL161PO011	specific fund	Article 44 §1 (a)	Krajowe Stowarzyszenie Wspierania Przedsiębiorczości, Końskie	2013	2.39	1.29	1.11	0.00	0.11	88	88				1.99	1.99				1.07	1.07				
66.8	Mazowiecki Regionalny Fundusz Pożyczkowy Sp. z o.o., Warszawa	2007PL161PO011	specific fund	Article 44 §1 (a)	Mazowiecki Regionalny Fundusz Pożyczkowy Sp. z o.o., Warszawa	2013	1.20	0.64	0.55	0.00	0.03	20	20				0.46	0.46				0.25	0.25				
66.9	POLFUND Fundusz Poręczeń Kredytowych S.A., Szczecin	2007PL161PO011	specific fund	Article 44 §1 (a)	POLFUND Fundusz Poręczeń Kredytowych S.A., Szczecin	2013	1.91	1.03	0.88	0.00	0.02						0.96	0.96				0.51	0.51				
66.10	Poręczenia Kredytowe Sp. z o.o., Warszawa	2007PL161PO011	specific fund	Article 44 §1 (a)	Poręczenia Kredytowe Sp. z o.o., Warszawa	2013	0.95	0.51	0.44	0.00	0.03	53	53				0.74	0.74				0.40	0.40				
66.11	TISE S.A., Warszawa	2007PL161PO011	specific fund	Article 44 §1 (a)	TISE S.A., Warszawa	2013	2.15	1.16	1.00	0.00	0.13	75	75				1.64	1.64				0.88	0.88				
67	EUROPEAN INVESTMENT BANK, LUKSEMBURG	2007PL161PO011	HF	-	European Investment Bank	2011	45.29	39.55	5.74	0.00	1.55																
67.1	Bank Gospodarstwa Krajowego, Warszawa	2007PL161PO011	specific fund	Article 44 §1 (b)	Bank Gospodarstwa Krajowego, Warszawa	2012	37.32	31.97	5.35	0.00	2.22	0	0				26.22	26.22				2.35	2.35				
68	Fundacja na rzecz Rozwoju Polskiego Rolnictwa, Warszawa	2007PL161PO011	specific fund	Article 44 §1 (a)	Fundacja na rzecz Rozwoju Polskiego Rolnictwa, Warszawa	2010	4.52	4.52			0.22	414	414				8.84	8.84				8.84	8.84				
69	Mazowiecki Fundusz Poręczeń Kredytowych Sp z o.o., Warszawa	2007PL161PO011	specific fund	Article 44 §1 (a)	Mazowiecki Fundusz Poręczeń Kredytowych Sp z o.o., Warszawa	2010	1.01	1.01			0.17	85	85				4.82	4.82				4.82	4.82				
70	Mazowiecki Regionalny Fundusz Pożyczkowy Sp. z o.o. Warszawa	2007PL161PO011	specific fund	Article 44 §1 (a)	Mazowiecki Regionalny Fundusz Pożyczkowy Sp. z o.o. Warszawa	2012	1.26	1.26			0.06	46	46				0.99	0.99				0.99	0.99				
71	Mazowiecki Regionalny Fundusz Pożyczkowy Sp. z o.o. Warszawa	2007PL161PO011	specific fund	Article 44 §1 (a)	Mazowiecki Regionalny Fundusz Pożyczkowy Sp. z o.o., Warszawa	2010	4.78	4.78			0.25	138	138				5.22	5.22				5.22	5.22				

Poland

I. Description and identification of the entities which implement FEIs						II. Amounts of OP contributions paid to FEIs (HF or specific fund)					III. Investments made by FEIs in final recipients																
1	2	3	4		5	6	7=8+9+10	8	9	10	11	12=13+14+15+16	13	14	15	16	17=18+19+20+21	18	19	20	21	22=23+24+25+26	23	24	25	26	
No.	Name of the fund	Operational Programme(s)	Type of FEI		Fund manager	Fund set-up	Amounts of OP contributions paid to the fund or set aside in case of guarantees (HF or specific fund)	out of which			Management costs and fees	Total number of financial products offered	out of which				OP contributions invested in final recipients	out of which				SF contributions invested in final recipients	out of which				
			a) HF/specific fund	b) Article 44, §1 (a) or (b) or (c)				Structural Funds	National public co-financing	National private co-financing			loans	guarantees	equity / venture capital	other products		loan	guarantee	equity / venture capital	other product		loan	guarantee	equity / venture capital	other product	
72	OSTROLECKI RUCH WSPIERANIA PRZEDSIĘBIORCZOŚCI, Ostrołęka	2007PL161PO011	specific fund	Article 44 §1 (a)	OSTROLECKI RUCH WSPIERANIA PRZEDSIĘBIORCZOŚCI, Ostrołęka	2012	2.39	2.39			0.11	82	82				2.30	2.30				2.30	2.30				
73	Fundacja Rozwoju Śląska oraz Wspierania Inicjatyw Lokalnych Opole Umowa nr 001/12 - pożyczka/fundusz pożyczkowy	2007PL161PO012	specific fund	Article 44 §1 (a)	Fundacja Rozwoju Śląska oraz Wspierania Inicjatyw Lokalnych ul. Słowackiego 10 45-364 Opole	2012	6.35	6.35	0.00	0.00	0.38	153	153				5.68	5.68				5.68	5.68				
74	Fundacja Rozwoju Śląska oraz Wspierania Inicjatyw Lokalnych Opole Umowa nr 002/10 - pożyczka/fundusz pożyczkowy	2007PL161PO012	specific fund	Article 44 §1 (a)	Fundacja Rozwoju Śląska oraz Wspierania Inicjatyw Lokalnych ul. Słowackiego 10, 45-364 Opole	2010	5.04	5.04	0.00	0.00	0.15	95	95				4.60	4.60				4.60	4.60				
75	Fundacja Rozwoju Śląska oraz Wspierania Inicjatyw Lokalnych Opole Umowa nr 004/09 - pożyczka/fundusz pożyczkowy	2007PL161PO012	specific fund	Article 44 §1 (a)	Fundacja Rozwoju Śląska oraz Wspierania Inicjatyw Lokalnych ul. Słowackiego 10, 45-364 Opole	2009	5.66	5.66	0.00	0.00	0.19	171	171				5.40	5.40				5.40	5.40				
76	Opolski Regionalny Fundusz Poręczeń Kredytowych Sp. z o.o. w Opolu Opole	2007PL161PO012	specific fund	Article 44 §1 (a)	Opolski Regionalny Fundusz Poręczeń Kredytowych Sp. z o.o. w Opolu ul. Kollątaja 11/28, 45-064 Opole	2009	2.40	2.40	0.00	0.00	0.05	79		79			2.35		2.35			2.35		2.35			
77	Wojewódzki Fundusz Ochrony Środowiska i Gospodarki Wodnej w Opolu Opole	2007PL161PO012	specific fund	Article 44 §1 (a)	Wojewódzki Fundusz Ochrony Środowiska i Gospodarki Wodnej w Opolu ul. Krakowska 53, 45-064 Opole	2009	5.52	5.52	0.00	0.00	0.17	119	119				5.05	5.05				5.05	5.05				
78	Fundusz poręczeńiowy of "Credit guarantees" LLC, Warsaw, RPPK.01.01.00-18-001/10	2007PL161PO013	specific fund	Article 44 §1 (a)	"Credit guarantees" LLC, Łańcut	2010	2.40	2.04	0.36	0.00	0.19	67		67			1.63		1.63			1.39		1.39			
79	Fundusz poręczeńiowy of Podkarpacki Credit Guarantee Fund LLC, Rzeszów, RPPK.01.01.00-18-008/10	2007PL161PO013	specific fund	Article 44 §1 (a)	Podkarpacki Credit Guarantee Fund LLC, Rzeszów	2010	2.40	2.04	0.36	0.00	0.24	104		104			2.16		2.16			1.84		1.84			
80	Fundusz poręczeńiowy of Podkarpacki Credit Guarantee Fund LLC, Rzeszów, RPPK.01.01.00-18-008/12	2007PL161PO013	specific fund	Article 44 §1 (a)	Podkarpacki Credit Guarantee Fund LLC, Rzeszów	2012	2.19	1.86	0.33	0.00	0.12	27		27			0.92		0.92			0.78		0.78			
81	Fundusz pożyczkowy of Lezajsk Development Association, Lezajsk, RPPK.01.01.00-18-002/10	2007PL161PO013	specific fund	Article 44 §1 (a)	Lezajsk Development Association, Lezajsk	2010	2.50	2.12	0.37	0.00	0.36	164	164				2.18	2.18				1.85	1.85				
82	Fundusz pożyczkowy of Lezajsk Development Association, Lezajsk, RPPK.01.01.00-18-007/12	2007PL161PO013	specific fund	Article 44 §1 (a)	Lezajsk Development Association, Lezajsk	2012	2.44	2.07	0.37	0.00	0.27	98	98				2.17	2.17				1.85	1.85				

Poland

I. Description and identification of the entities which implement FEIs						II. Amounts of OP contributions paid to FEIs (HF or specific fund)						III. Investments made by FEIs in final recipients															
1	2	3	4		5	6	7=8+9+10	8	9	10	11	12=13+14+15+16	13	14	15	16	17=18+19+20+21	18	19	20	21	22=23+24+25+26	23	24	25	26	
No.	Name of the fund	Operational Programme(s)	Type of FEI		Fund manager	Fund set-up	Amounts of OP contributions paid to the fund or set aside in case of guarantees (HF or specific fund)	out of which			Management costs and fees	Total number of financial products offered	out of which				OP contributions invested in final recipients	out of which				out of which					
			a) HF/specific fund	b) Article 44 §1 (a) or (b) or (c)				Structural Funds	National public co-financing	National private co-financing			loans	guarantees	equity / venture capital	other products		loan	guarantee	equity / venture capital	other product	SF contributions invested in final recipients					
																						loan	guarantee	equity / venture capital	other product		
83	Fundusz pożyczkowy of Podkarpacka Chamber of Commerce, Krosno, RPPK.01.01.00-18-007/10	2007PL161PO013	specific fund	Article 44 §1 (a)	Podkarpacka Chamber of Commerce, Krosno	2010	0.67	0.57	0.10	0.00	0.08	55	55				0.60	0.60				0.51	0.51				
84	Fundusz pożyczkowy of Regional Chamber of Commerce, Stalowa Wola, RPPK.01.01.00-18-004/10	2007PL161PO013	specific fund	Article 44 §1 (a)	Regional Chamber of Commerce, Stalowa Wola	2010	2.40	2.04	0.36	0.00	0.36	114	114				2.04	2.04				1.74	1.74				
85	Fundusz pożyczkowy of Regional Chamber of Commerce, Stalowa Wola, RPPK.01.01.00-18-006/12	2007PL161PO013	specific fund	Article 44 §1 (a)	Regional Chamber of Commerce, Stalowa Wola	2012	2.32	1.97	0.35	0.00	0.19	74	74				2.13	2.13				1.81	1.81				
86	Fundusz pożyczkowy of Regional Development Agency MARR SA, Mielec, RPPK.01.01.00-18-001/12	2007PL161PO013	specific fund	Article 44 §1 (a)	Regional Development Agency MARR SA, Mielec	2012	2.44	2.07	0.37	0.00	0.20	40	40				2.24	2.24				1.90	1.90				
87	Fundusz pożyczkowy of Regional Development Agency MARR SA, Mielec, RPPK.01.01.00-18-005/10	2007PL161PO013	specific fund	Article 44 §1 (a)	Regional Development Agency MARR SA, Mielec	2010	2.50	2.12	0.37	0.00	0.36	137	137				2.13	2.13				1.81	1.81				
88	Fundusz pożyczkowy of Regional Development Agency SA, Rzeszów, RPPK.01.01.00-18-005/12	2007PL161PO013	specific fund	Article 44 §1 (a)	Regional Development Agency SA, Rzeszów	2012	2.44	2.07	0.37	0.00	0.13	31	31				2.24	2.24				1.90	1.90				
89	Fundusz pożyczkowy of Rural Development Foundation, Warsaw, RPPK.01.01.00-18-002/12	2007PL161PO013	specific fund	Article 44 §1 (a)	Rural Development Foundation, Warsaw	2012	2.43	2.06	0.36	0.00	0.25	205	205				1.63	1.63				1.38	1.38				
90	Fundusz pożyczkowy of Rural Development Foundation, Warsaw, RPPK.01.01.00-18-006/10	2007PL161PO013	specific fund	Article 44 §1 (a)	Rural Development Foundation, Warsaw	2010	2.51	2.14	0.38	0.00	0.20	1531	1531				2.33	2.33				1.98	1.98				
91	Fundusz pożyczkowy of Tarnobrzaska Regional Development Agency SA, Tarnobrzeg, RPPK.01.01.00-18-004/12	2007PL161PO013	specific fund	Article 44 §1 (a)	Tarnobrzaska Regional Development Agency SA, Tarnobrzeg	2012	1.22	1.04	0.18	0.00	0.13	51	51				0.70	0.70				0.60	0.60				
92	Fundacja na rzecz Rozwoju Polskiego Rolnictwa, 01-682 Warszawa, ul. Gombrowicza 19	2007PL161PO014	specific fund	Article 44 §1 (a)	Fundacja na rzecz Rozwoju Polskiego Rolnictwa, 01-682 Warszawa, ul. Gombrowicza 19	2010	2.39	2.39	0.00	0.00	0.14	132	132				2.39	2.39				2.39	2.39				

Poland

I. Description and identification of the entities which implement FEIs						II. Amounts of OP contributions paid to FEIs (HF or specific fund)					III. Investments made by FEIs in final recipients																
1	2	3	4		5	6	7=8+9+10	8	9	10	11	12=13+14+15+16	13	14	15	16	17=18+19+20+21	18	19	20	21	22=23+24+25+26	23	24	25	26	
No.	Name of the fund	Operational Programme(s)	Type of FEI		Fund manager	Fund set-up	Amounts of OP contributions paid to the fund or set aside in case of guarantees (HF or specific fund)	out of which			Management costs and fees	Total number of financial products offered	out of which				OP contributions invested in final recipients	out of which				SF contributions invested in final recipients	out of which				
			a) HF/specific fund	b) Article 44, §1 (a) or (b) or (c)				Structural Funds	National public co-financing	National private co-financing			loans	guarantees	equity / venture capital	other products		loan	guarantee	equity / venture capital	other product		loan	guarantee	equity / venture capital	other product	
93	Fundacja Rozwoju Przedsiębiorczości w Suwałkach, 16-400 Suwałki, ul. T. Kościuszki 62	2007PL161PO014	specific fund	Article 44 §1 (a)	Fundacja Rozwoju Przedsiębiorczości w Suwałkach, 16-400 Suwałki, ul. T. Kościuszki 62	2010	3.59	3.59	0.00	0.00	0.30	55	55				3.59	3.59				3.59	3.59				
94	Lomżyński Fundusz Poręczeń Kredytowych Spółka z ograniczoną odpowiedzialnością, 18-400 Lomża, ul M.C. Skłodowskiej 1	2007PL161PO014	specific fund	Article 44 §1 (a)	Lomżyński Fundusz Poręczeń Kredytowych Spółka z ograniczoną odpowiedzialnością, 18-400 Lomża, ul M.C. Skłodowskiej 1	2010	3.59	3.59	0.00	0.00	0.30	132		132			3.29	3.29				3.29		3.29			
95	Podlaska Fundacja Rozwoju Regionalnego, 15-073 Białystok, ul. Starobojarska 15	2007PL161PO014	specific fund	Article 44 §1 (a)	Podlaska Fundacja Rozwoju Regionalnego, 15-073 Białystok, ul. Starobojarska 15	2010	2.39	2.39	0.00	0.00	0.00	139	139				2.39	2.39				2.39	2.39				
96	Podlaski Fundusz Poręczeń Spółka z ograniczoną odpowiedzialnością, 15-073 Białystok, ul. Starobojarska 15	2007PL161PO014	specific fund	Article 44 §1 (a)	Podlaski Fundusz Poręczeń Spółka z ograniczoną odpowiedzialnością, 15-073 Białystok, ul. Starobojarska 15	2010	11.28	11.28	0.00	0.00	0.00	219		219			11.28	11.28				11.28		11.28			
97	(1)Agencja Rozwoju Regionalnego "ARES" Spółka Akcyjna w Suwałkach, 16-400 Suwałki, ul. Noniewicza 42A	2007PL161PO014	specific fund	Article 44 §1 (a)	(1)Agencja Rozwoju Regionalnego "ARES" Spółka Akcyjna w Suwałkach, 16-400 Suwałki, ul. Noniewicza 42A	2010	3.58	3.58	0.00	0.00	0.27	61	61				3.58	3.58				3.58	3.58				
98	(2)Agencja Rozwoju Regionalnego "ARES" Spółka Akcyjna w Suwałkach, 16-400 Suwałki, ul. Noniewicza 42A	2007PL161PO014	specific fund	Article 44 §1 (a)	(2)Agencja Rozwoju Regionalnego "ARES" Spółka Akcyjna w Suwałkach, 16-400 Suwałki, ul. Noniewicza 42A	2010	2.59	2.59	0.00	0.00	0.17	68	68				2.59	2.59				2.59	2.59				
99	(3)Agencja Rozwoju Regionalnego "ARES" Spółka Akcyjna w Suwałkach, 16-400 Suwałki, ul. Noniewicza 42A	2007PL161PO014	specific fund	Article 44 §1 (a)	(3)Agencja Rozwoju Regionalnego "ARES" Spółka Akcyjna w Suwałkach, 16-400 Suwałki, ul. Noniewicza 42A	2010	1.87	1.87	0.00	0.00	0.10	27		27			1.77	1.77				1.77		1.77			
100	<b>FUNDUSZ POWIERNICZY JEREMIE WOJEWÓDZTWA POMORSKIEGO, WARSZAWA</b>	2007PL161PO015	HF	-	<b>Bank Gospodarstwa Krajowego (BGK) - bank państwowy, Warszawa</b>	<b>2009</b>	<b>70.32</b>	52.74	<b>17.58</b>		3.07																
100.1	Bank Spółdzielczy w Czersku, Czersk (1)	2007PL161PO015	specific fund	Article 44 §1 (a)	Bank Spółdzielczy w Czersku, Czersk	2012	1.22	0.92	0.31	0.00	0.07	69	69				1.22	1.22				0.92	0.92				
100.2	Bank Spółdzielczy w Czersku, Czersk (2)	2007PL161PO015	specific fund	Article 44 §1 (a)	Bank Spółdzielczy w Czersku	2013	3.67	2.75	0.92	0.00	0.21	98	98				3.67	3.67				2.75	2.75				
100.3	Black Rose Finance Sp z o.o.	2007PL161PO015	specific fund	Article 44 §1 (a)	Black Rose Finance Sp z o.o.	2013	0.49	0.37	0.12	0.00	0.06	61	61				0.49	0.49				0.37	0.37				
2	FM Bank PBP S.A.	2007PL161PO015	specific fund	Article 44 §1 (a)	FM Bank PBP S.A.	2013	0.98	0.73	0.24	0.00	0.01	215		215			1.22		1.22			0.91		0.91			
100.5	FM Bank S.A., Warszawa	2007PL161PO015	specific fund	Article 44 §1 (a)	FM Bank S.A., Warszawa	2012	1.29	0.97	0.32	0.00	0.05	220		220			1.62	1.62				1.22		1.22			
100.6	Idea Bank S.A.	2007PL161PO015	specific fund	Article 44 §1 (a)	Idea Bank S.A.	2013	2.45	1.84	0.61	0.00	0.17	85	85				2.45	2.45				1.84	1.84				
100.7	IKB Leasing Polska Sp. z o.o., Poznan	2007PL161PO015	specific fund	Article 44 §1 (a)	IKB Leasing Polska Sp. z o.o., Poznan	2012	1.31	0.98	0.33	0.00	0.11	75	75				1.27	1.27				0.96	0.96				

Poland

I. Description and identification of the entities which implement FEIs						II. Amounts of OP contributions paid to FEIs (HF or specific fund)					III. Investments made by FEIs in final recipients																
1	2	3	4		5	6	7=8+9+10	8	9	10	11	12=13+14+15+16	13	14	15	16	17=18+19+20+21	18	19	20	21	22=23+24+25+26	23	24	25	26	
No.	Name of the fund	Operational Programme(s)	Type of FEI		Fund manager	Fund set-up	Amounts of OP contributions paid to the fund or set aside in case of guarantees (HF or specific fund)	out of which			Management costs and fees	Total number of financial products offered	out of which				OP contributions invested in final recipients	out of which				out of which					
			a) HF/specific fund	b) Article 44 §1 (a) or (b) or (c)				Structural Funds	National public co-financing	National private co-financing			loans	guarantees	equity / venture capital	other products		loan	guarantee	equity / venture capital	other product	loan	guarantee	equity / venture capital	other product		
100.8	Inicjatywa Mikro Sp. z o.o.	2007PL161PO015	specific fund	Article 44 §1 (a)	Inicjatywa Mikro Sp. z o.o.	2013	2.45	1.84	0.61	0.00	0.12	121	121				2.45	2.45				1.84	1.84				
100.9	JEREMIE Seed Capital Województwa Pomorskiego Fundusz Inwestycyjny Zamknięty	2007PL161PO015	specific fund	Article 44 §1 (a)	EQUES Investment TFI S.A. Pomorska Spółka Zarządzająca Sp. z o.o.	2014	1.20	0.90	0.30	0.00	0.00	0			0		0.00		0.00			0.00			0.00		
100.10	Kasubski Fundusz Przedsiębiorczości S.A.	2007PL161PO015	specific fund	Article 44 §1 (a)	Kasubski Fundusz Przedsiębiorczości S.A.	2013	2.08	1.56	0.52	0.00	0.08	105	105				1.84	1.84				1.38	1.38				
100.11	POLFUND Fundusz Poręczeń Kredytowych S.A.	2007PL161PO015	specific fund	Article 44 §1 (a)	POLFUND Fundusz Poręczeń Kredytowych S.A.	2013	1.71	1.28	0.43	0.00	0.03	45		45			3.67		3.67			2.75		2.75			
100.12	Polska Fundacja Przedsiębiorczości, Szczecin	2007PL161PO015	specific fund	Article 44 §1 (a)	Polska Fundacja Przedsiębiorczości, Szczecin	2010	2.20	1.65	0.55	0.00	0.20	126	126				2.20	2.20				1.65	1.65				
100.13	Polska Fundacja Przedsiębiorczości, Szczecin (2)	2007PL161PO015	specific fund	Article 44 §1 (a)	Polska Fundacja Przedsiębiorczości, Szczecin	2012	4.89	3.67	1.22	0.00	0.36	251	251				4.89	4.89				3.67	3.67				
100.14	Polska Fundacja Przedsiębiorczości, Szczecin (3)	2007PL161PO015	specific fund	Article 44 §1 (a)	Polska Fundacja Przedsiębiorczości, Szczecin	2013	6.36	4.77	1.59	0.00	0.21	156	156				5.24	5.24				3.93	3.93				
100.15	Pomorski Fundusz Pożyczkowy Sp. z o.o., Gdansk	2007PL161PO015	specific fund	Article 44 §1 (a)	Pomorski Fundusz Pożyczkowy Sp. z o.o., Gdansk	2010	1.22	0.92	0.31	0.00	0.11	189	189				1.22	1.22				0.92	0.92				
100.16	Pomorski Fundusz Pożyczkowy Sp. z o.o., Gdansk (2)	2007PL161PO015	specific fund	Article 44 §1 (a)	Pomorski Fundusz Pożyczkowy Sp. z o.o., Gdansk	2011	4.89	3.67	1.22	0.00	0.35	378	378				4.89	4.89				3.67	3.67				
100.17	Pomorski Fundusz Pożyczkowy Sp. z o.o., Gdansk (3)	2007PL161PO015	specific fund	Article 44 §1 (a)	Pomorski Fundusz Pożyczkowy Sp. z o.o., Gdansk	2012	7.34	5.51	1.84	0.00	0.36	276	276				7.34	7.34				5.51	5.51				
100.18	Pomorski Fundusz Pożyczkowy Sp. z o.o., Gdansk (4)	2007PL161PO015	specific fund	Article 44 §1 (a)	Pomorski Fundusz Pożyczkowy Sp. z o.o., Gdansk	2014	4.89	3.67	1.22	0.00	0.11	321	321				4.89	4.89				3.67	3.67				
100.19	Pomorski Fundusz Pożyczkowy Sp. z o.o., Gdansk (5)	2007PL161PO015	specific fund	Article 44 §1 (a)	Pomorski Fundusz Pożyczkowy Sp. z o.o., Gdansk	2014	1.29	0.97	0.32	0.00	0.02	69	69				1.03	1.03				0.77	0.77				
100.20	Pomorski Regionalny Fundusz Poręczeń Kredytowych Sp. z o.o., Gdansk	2007PL161PO015	specific fund	Article 44 §1 (a)	Pomorski Regionalny Fundusz Poręczeń Kredytowych Sp. z o.o., Gdansk	2010	2.94	2.20	0.73	0.00	0.36	294		294			2.94		2.94			2.20		2.20			
100.21	Pomorski Regionalny Fundusz Poręczeń Kredytowych Sp. z o.o., Gdansk (2)	2007PL161PO015	specific fund	Article 44 §1 (a)	Pomorski Regionalny Fundusz Poręczeń Kredytowych Sp. z o.o., Gdansk	2012	0.69	0.51	0.17	0.00	0.07	63		63			2.12		2.12			1.59		1.59			
100.22	Pomorski Regionalny Fundusz Poręczeń Kredytowych Sp. z o.o., Gdansk (3)	2007PL161PO015	specific fund	Article 44 §1 (a)	Pomorski Regionalny Fundusz Poręczeń Kredytowych Sp. z o.o., Gdansk	2012	0.39	0.29	0.10	0.00	0.02	17		17			0.44		0.44			0.33		0.33			
100.23	Pomorski Regionalny Fundusz Poręczeń Kredytowych Sp. z o.o., Gdansk (4)	2007PL161PO015	specific fund	Article 44 §1 (a)	Pomorski Regionalny Fundusz Poręczeń Kredytowych Sp. z o.o., Gdansk	2012	2.94	2.20	0.73	0.00	0.24	169		169			7.15		7.15			5.36		5.36			
100.24	Pomorski Regionalny Fundusz Poręczeń Kredytowych Sp. z o.o., Gdansk (5)	2007PL161PO015	specific fund	Article 44 §1 (a)	Pomorski Regionalny Fundusz Poręczeń Kredytowych Sp. z o.o., Gdansk	2014	2.94	2.20	0.73	0.00	0.05	91		91			4.78		4.78			3.59		3.59			
100.25	Regionalne Towarzystwo Inwestycyjne S.A. (1)	2007PL161PO015	specific fund	Article 44 §1 (a)	Regionalne Towarzystwo Inwestycyjne S.A.	2013	0.61	0.46	0.15	0.00	0.03	42		42			1.96		1.96			1.47		1.47			
100.26	Regionalne Towarzystwo Inwestycyjne S.A. (2)	2007PL161PO015	specific fund	Article 44 §1 (a)	Regionalne Towarzystwo Inwestycyjne S.A.	2013	2.45	1.84	0.61	0.00	0.09	89	89				2.45	2.45				1.84	1.84				

Poland

I. Description and identification of the entities which implement FEIs						II. Amounts of OP contributions paid to FEIs (HF or specific fund)						III. Investments made by FEIs in final recipients																
1	2	3	4		5	6	7=8+9+10	8	9	10	11	12=13+14+15+16	13	14	15	16	17=18+19+20+21	18	19	20	21	22=23+24+25+26	23	24	25	26		
No.	Name of the fund	Operational Programme(s)	Type of FEI		Fund manager	Fund set-up	Amounts of OP contributions paid to the fund or set aside in case of guarantees (HF or specific fund)	out of which			Management costs and fees	Total number of financial products offered	out of which				OP contributions invested in final recipients	out of which				SF contributions invested in final recipients	out of which					
			a) HF/specific fund	b) Article 44 §1 (a) or (b) or (c)				Structural Funds	National public co-financing	National private co-financing			loans	guarantees	equity / venture capital	other products		loan	guarantee	equity / venture capital	other product		loan	guarantee	equity / venture capital	other product		
100.27	Regionalne Towarzystwo Inwestycyjne S.A. (4)	2007PL161PO015	specific fund	Article 44 §1 (a)	Regionalne Towarzystwo Inwestycyjne S.A., Dzierżgoń	2014	2.45	1.84	0.61	0.00	0.04	161	161				2.45	2.45				1.84	1.84					
100.28	Regionalne Towarzystwo Inwestycyjne S.A. (5)	2007PL161PO015	specific fund	Article 44 §1 (a)	Regionalne Towarzystwo Inwestycyjne S.A., Dzierżgoń	2014	0.73	0.55	0.18	0.00	0.00	31		31			1.73		1.73			1.30		1.30				
100.29	Regionalne Towarzystwo Inwestycyjne S.A., Dzierżgoń (3)	2007PL161PO015	specific fund	Article 44 §1 (a)	Regionalne Towarzystwo Inwestycyjne S.A., Dzierżgoń	2012	0.49	0.37	0.12	0.00	0.04	44		44			1.34		1.34			1.01		1.01				
100.30	Stowarzyszenie „Centrum Rozwoju Ekonomicznego Pasłęka”	2007PL161PO015	specific fund	Article 44 §1 (a)	Stowarzyszenie „Centrum Rozwoju Ekonomicznego Pasłęka”	2013	2.45	1.84	0.61	0.00	0.12	87	87				2.45	2.45				1.84	1.84					
100.31	Towarzystwo Inwestycji Społeczno-Ekonomicznych S.A.	2007PL161PO015	specific fund	Article 44 §1 (a)	Towarzystwo Inwestycji Społeczno-Ekonomicznych S.A.	2013	7.34	5.51	1.84	0.00	0.44	173	173				7.34	7.34				5.51	5.51					
100.32	Towarzystwo Rozwoju Powiśla (2)	2007PL161PO015	specific fund	Article 44 §1 (a)	Towarzystwo Rozwoju Powiśla	2013	1.22	0.92	0.31	0.00	0.04	26	26				1.22	1.22				0.92	0.92					
100.33	Towarzystwo Rozwoju Powiśla, Dzierżgoń (1)	2007PL161PO015	specific fund	Article 44 §1 (a)	Towarzystwo Rozwoju Powiśla, Dzierżgoń	2012	0.49	0.37	0.12	0.00	0.03	28	28				0.49	0.49				0.37	0.37					
101	JESSICA HOLDING FUND POMORSKIE, LUXEMBOURG	2007PL161PO015	HF	-	European Investment Bank	2010	59.02	51.08	7.94		2.40																	
101.1	Urban Development Fund, Warsaw	2007PL161PO015	specific fund	Article 44 §1 (b)	Bank Gospodarstwa Krajowego, Warsaw	2011	41.58	35.99	5.59	0.00	2.11	19	19				36.36	36.36				31.47	31.47					
101.2	Urban Development Fund, Warsaw (2)	2007PL161PO015	specific fund	Article 44 §1 (b)	Bank Ochrony Środowiska S.A., Warsaw	2011	16.45	14.24	2.21	0.00	1.06	13	13				12.37	12.37				10.70	10.70					
102	Pomorski Fundusz Pożyczkowy Spółka z ograniczoną odpowiedzialnością, Gdańsk	2007PL161PO015	specific fund	Article 44 §1 (a)	Pomorski Fundusz Pożyczkowy Spółka z ograniczoną odpowiedzialnością, Gdańsk	2009	4.09	3.07		1.02	0.45						4.09	4.09				3.07	3.07					
103	Regionalne Towarzystwo Inwestycyjne Spółka Akcyjna, Dzierżgoń	2007PL161PO015	specific fund	Article 44 §1 (a)	Regionalne Towarzystwo Inwestycyjne Spółka Akcyjna, Dzierżgoń	2009	1.25	0.94		0.31	0.04						1.25		1.25			0.94		0.94				
104	Ślupskie Stowarzyszenie Innowacji Gospodarczych i Przedsiębiorczości, Ślupsk	2007PL161PO015	specific fund	Article 44 §1 (a)	Ślupskie Stowarzyszenie Innowacji Gospodarczych i Przedsiębiorczości, Ślupsk	2009	2.77	2.07		0.69	0.07						2.77	2.77				2.07	2.07					
105	FUNDUSZ POWIERNICZY JESSICA (Z DNIEM 29 LIPCA 2014 R. ZOSTAŁA ROZWIĄZANA UMOWA Z EUROPEJSKIM BANKIEM INWESTYCYJNYM I OSOBY ZKŁĘBE) ZOSTAŁY PRZEJĘTE PRZEZ WOJEWÓDZTWO ZACHODNIOPOMORSKIE)	2007PL161PO016	HF	-	European Investment Bank	2009	36.39	27.29	9.10		2.66																	
105.1	Bank Ochrony Środowiska SA, Warszawa	2007PL161PO016	specific fund	Article 44 §1 (b)	Bank Ochrony Środowiska SA, Warszawa	2010	15.88	11.91	3.97	0.00	1.11						14.71	14.71				11.03	11.03					
105.2	Bank Zachodni WBK SA, Wrocław	2007PL161PO016	specific fund	Article 44 §1 (b)	Bank Zachodni WBK SA, Wrocław	2011	19.73	14.80	4.93	0.00	1.43						19.94	19.94				14.95	14.95					

Poland

I. Description and identification of the entities which implement FEIs						II. Amounts of OP contributions paid to FEIs (HF or specific fund)					III. Investments made by FEIs in final recipients																
1	2	3	4		5	6	7=8+9+10	8	9	10	11	12=13+14+15+16	13	14	15	16	17=18+19+20+21	18	19	20	21	22=23+24+25+26	23	24	25	26	
No.	Name of the fund	Operational Programme(s)	Type of FEI		Fund manager	Fund set-up	Amounts of OP contributions paid to the fund or set aside in case of guarantees (HF or specific fund)	out of which			Management costs and fees	Total number of financial products offered	out of which				OP contributions invested in final recipients	out of which				SF contributions invested in final recipients	out of which				
			a) HF/specific fund	b) Article 44, §1 (a) or (b) or (c)				Structural Funds	National public co-financing	National private co-financing			loans	guarantees	equity / venture capital	other products		loan	guarantee	equity / venture capital	other product		loan	guarantee	equity / venture capital	other product	
106	ZACHODNIOPOMORSKI FUNDUSZ POWIERNICZY JEREMIE	2007PL161PO016	HF	-	Bank Gospodarstwa Krajowego (BGK)	2009	67.25	50.44	16.81		3.60																
106.1	FM Bank S.A.	2007PL161PO016	specific fund	Article 44 §1 (a)	FM Bank S.A.	2012	2.02	1.52	0.51	0.00	0.04						2.02	2.02				1.52		1.52			
106.2	FM Bank S.A. II	2007PL161PO016	specific fund	Article 44 §1 (a)	FM Bank S.A. II	2013	3.00	2.25	0.75	0.00	0.02						2.05	2.05				1.54		1.54			
106.3	Fundacja Centrum Innowacji i Przedsiębiorczości w Koszalinie	2007PL161PO016	specific fund	Article 44 §1 (a)	Fundacja Centrum Innowacji i Przedsiębiorczości w Koszalinie	2011	2.40	1.80	0.60	0.00	0.18						2.40	2.40				1.80		1.80			
106.4	Fundacja Centrum Innowacji i Przedsiębiorczości w Koszalinie II	2007PL161PO016	specific fund	Article 44 §1 (a)	Fundacja Centrum Innowacji i Przedsiębiorczości w Koszalinie II	2013	2.40	1.80	0.60	0.00	0.09						2.40	2.40				1.80		1.80			
106.5	Fundacja Centrum Innowacji i Przedsiębiorczości w Koszalinie III	2007PL161PO016	specific fund	Article 44 §1 (a)	Fundacja Centrum Innowacji i Przedsiębiorczości w Koszalinie III	2014	0.00	0.00	0.00	0.00	0.00						0.00	0.00				0.00		0.00			
106.6	Fundacja na Rzecz Rozwoju Polskiego Rolnictwa, Warszawa	2007PL161PO016	specific fund	Article 44 §1 (a)	Fundacja na Rzecz Rozwoju Polskiego Rolnictwa, Warszawa	2010	2.40	1.80	0.60	0.00	0.24						2.40	2.40				1.80		1.80			
106.7	Fundacja na Rzecz Rozwoju Polskiego Rolnictwa, Warszawa II	2007PL161PO016	specific fund	Article 44 §1 (a)	Fundacja na Rzecz Rozwoju Polskiego Rolnictwa, Warszawa	2013	1.20	0.90	0.30	0.00	0.05						1.20	1.20				0.90		0.90			
106.8	Fundusz Poręczeń Kredytowych w Stargardzie Szczecińskim Sp. z o.o.	2007PL161PO016	specific fund	Article 44 §1 (a)	Fundusz Poręczeń Kredytowych w Stargardzie Szczecińskim Sp. z o.o.	2010	0.72	0.54	0.18	0.00	0.04						0.72	0.72				0.54		0.54			
106.9	Fundusz Poręczeń Kredytowych w Stargardzie Szczecińskim Sp. z o.o. II	2007PL161PO016	specific fund	Article 44 §1 (a)	Fundusz Poręczeń Kredytowych w Stargardzie Szczecińskim Sp. z o.o. II	2012	0.48	0.36	0.12	0.00	0.02						0.48	0.48				0.36		0.36			
106.10	Fundusz Poręczeń Kredytowych w Stargardzie Szczecińskim Sp. z o.o. III	2007PL161PO016	specific fund	Article 44 §1 (a)	Fundusz Poręczeń Kredytowych w Stargardzie Szczecińskim Sp. z o.o. III	2013	0.72	0.54	0.18	0.00	0.02						0.29	0.29				0.21		0.21			
106.11	Fundusz Poręczeń Kredytowych w Stargardzie Szczecińskim Sp. z o.o. IV	2007PL161PO016	specific fund	Article 44 §1 (a)	Fundusz Poręczeń Kredytowych w Stargardzie Szczecińskim Sp. z o.o. IV	2014	0.48	0.36	0.12	0.00	0.00						0.02	0.02				0.01		0.01			
106.12	Fundusz Poręczeń Kredytowych w Stargardzie Szczecińskim Sp. z o.o. V	2007PL161PO016	specific fund	Article 44 §1 (a)	Fundusz Poręczeń Kredytowych w Stargardzie Szczecińskim Sp. z o.o. V	2013	1.20	0.90	0.30	0.00	0.05						1.20	1.20				0.90		0.90			
106.13	Fundusz Poręczeń Kredytowych w Stargardzie Szczecińskim Sp. z o.o. VI	2007PL161PO016	specific fund	Article 44 §1 (a)	Fundusz Poręczeń Kredytowych w Stargardzie Szczecińskim Sp. z o.o. V	2014	0.00	0.00	0.00	0.00	0.00						0.00	0.00				0.00		0.00			
106.14	Fundusz Wspierania Rozwoju Gospodarczego Miasta Szczecina Sp. z o.o.	2007PL161PO016	specific fund	Article 44 §1 (a)	Fundusz Wspierania Rozwoju Gospodarczego Miasta Szczecina Sp. z o.o.	2010	1.68	1.26	0.42	0.00	0.11						1.68	1.68				1.26		1.26			
106.15	Fundusz Wspierania Rozwoju Gospodarczego Miasta Szczecina Sp. z o.o. II	2007PL161PO016	specific fund	Article 44 §1 (a)	Fundusz Wspierania Rozwoju Gospodarczego Miasta Szczecina Sp. z o.o. II	2012	1.20	0.90	0.30	0.00	0.05						1.20	1.20				0.90		0.90			

Poland

I. Description and identification of the entities which implement FEIs						II. Amounts of OP contributions paid to FEIs (HF or specific fund)						III. Investments made by FEIs in final recipients														
1	2	3	4		5	6	7=8+9+10	8	9	10	11	12=13+14+15+16	13	14	15	16	17=18+19+20+21	18	19	20	21	22=23+24+25+26	23	24	25	26
No.	Name of the fund	Operational Programme(s)	Type of FEI		Fund manager	Fund set-up	Amounts of OP contributions paid to the fund or set aside in case of guarantees (HF or specific fund)	out of which			Management costs and fees	Total number of financial products offered	out of which				OP contributions invested in final recipients	out of which				out of which				
			a) HF/specific fund	b) Article 44, §1 (a) or (b) or (c)				Structural Funds	National public co-financing	National private co-financing			loans	guarantees	equity / venture capital	other products		loan	guarantee	equity / venture capital	other product	SF contributions invested in final recipients	loan	guarantee	equity / venture capital	other product
106.16	Fundusz Wspierania Rozwoju Gospodarczego Miasta Szczecina Sp. z o.o. III	2007PL161PO016	specific fund	Article 44 §1 (a)	Fundusz Wspierania Rozwoju Gospodarczego Miasta Szczecina Sp. z o.o. III	2013	1.68	1.26	0.42	0.00	0.05						1.68		1.68			1.26		1.26		
106.17	Fundusz Wspierania Rozwoju Gospodarczego Miasta Szczecina Sp. z o.o. IV	2007PL161PO016	specific fund	Article 44 §1 (a)	Fundusz Wspierania Rozwoju Gospodarczego Miasta Szczecina Sp. z o.o. IV	2014	2.40	1.80	0.60	0.00	0.01						0.69		0.69			0.52		0.52		
106.18	Gospodarczy Bank Spółdzielczy w Barlinku	2007PL161PO016	specific fund	Article 44 §1 (a)	Gospodarczy Bank Spółdzielczy w Barlinku	2011	1.20	0.90	0.30	0.00	0.03						0.86		0.86			0.64		0.64		
106.19	Gospodarczy Bank Spółdzielczy w Choszczynie	2007PL161PO016	specific fund	Article 44 §1 (a)	Gospodarczy Bank Spółdzielczy w Choszczynie	2012	2.40	1.80	0.60	0.00	0.13						2.40	2.40				1.80	1.80			
106.20	Gospodarczy Bank Spółdzielczy w Choszczynie II	2007PL161PO016	specific fund	Article 44 §1 (a)	Gospodarczy Bank Spółdzielczy w Choszczynie II	2013	0.48	0.36	0.12	0.00	0.00						0.36		0.36			0.27		0.27		
106.21	Idea Bank S.A.	2007PL161PO016	specific fund	Article 44 §1 (a)	Idea Bank S.A.	2013	2.40	1.80	0.60	0.00	0.14						2.40	2.40				1.80	1.80			
106.22	Koszalińska Agencja Rozwoju Regionalnego S.A.	2007PL161PO016	specific fund	Article 44 §1 (a)	Koszalińska Agencja Rozwoju Regionalnego S.A.	2011	2.40	1.80	0.60	0.00	0.18						2.40	2.40				1.80	1.80			
106.23	Koszalińska Agencja Rozwoju Regionalnego S.A. II	2007PL161PO016	specific fund	Article 44 §1 (a)	Koszalińska Agencja Rozwoju Regionalnego S.A. II	2014	0.00	0.00	0.00	0.00	0.00						0.00	0.00				0.00	0.00			
106.24	POLFUND Fundusz Poręczeń Kredytowych S.A.	2007PL161PO016	specific fund	Article 44 §1 (a)	POLFUND Fundusz Poręczeń Kredytowych S.A.	2013	2.40	1.80	0.60	0.00	0.03						1.44		1.44			1.08		1.08		
106.25	POLFUND Fundusz Poręczeń Kredytowych S.A. II	2007PL161PO016	specific fund	Article 44 §1 (a)	POLFUND Fundusz Poręczeń Kredytowych S.A. II	2014	1.56	1.17	0.39	0.00	0.00						0.00		0.00			0.00		0.00		
106.26	Polska Fundacja Przedsiębiorczości III, Szczecin	2007PL161PO016	specific fund	Article 44 §1 (a)	Polska Fundacja Przedsiębiorczości III, Szczecin	2013	6.00	4.50	1.50	0.00	0.19						6.00	6.00				4.50	4.50			
106.27	Polska Fundacja Przedsiębiorczości II, Szczecin	2007PL161PO016	specific fund	Article 44 §1 (a)	Polska Fundacja Przedsiębiorczości II, Szczecin	2012	7.21	5.40	1.80	0.00	0.35						7.21	7.21				5.40	5.40			
106.28	Polska Fundacja Przedsiębiorczości IV, Szczecin	2007PL161PO016	specific fund	Article 44 §1 (a)	Polska Fundacja Przedsiębiorczości IV, Szczecin	2014	0.00	0.00	0.00	0.00	0.00						0.00	0.00				0.00	0.00			
106.29	Polska Fundacja Przedsiębiorczości, Szczecin	2007PL161PO016	specific fund	Article 44 §1 (a)	Polska Fundacja Przedsiębiorczości, Szczecin	2010	6.00	4.50	1.50	0.00	0.39						6.00	6.00				4.50	4.50			
106.30	Stowarzyszenie Inicjatyw Społeczno-Gospodarczych w Białogardzie	2007PL161PO016	specific fund	Article 44 §1 (a)	Stowarzyszenie Inicjatyw Społeczno-Gospodarczych w Białogardzie	2011	4.80	3.60	1.20	0.00	0.36						4.80	4.80				3.60	3.60			
106.31	Szczeciński Fundusz Pożyczkowy sp. z o.o. III, Szczecin	2007PL161PO016	specific fund	Article 44 §1 (a)	Szczeciński Fundusz Pożyczkowy sp. z o.o. III, Szczecin	2013	3.60	2.70	0.90	0.00	0.15						3.60	3.60				2.70	2.70			
106.32	Szczeciński Fundusz Pożyczkowy sp. z o.o. II, Szczecin	2007PL161PO016	specific fund	Article 44 §1 (a)	Szczeciński Fundusz Pożyczkowy sp. z o.o. II, Szczecin	2011	1.20	0.90	0.30	0.00	0.10						1.20	1.20				0.90	0.90			
106.33	Szczeciński Fundusz Pożyczkowy sp. z o.o., Szczecin	2007PL161PO016	specific fund	Article 44 §1 (a)	Szczeciński Fundusz Pożyczkowy sp. z o.o., Szczecin	2010	1.20	0.90	0.30	0.00	0.12						1.20	1.20				0.90	0.90			
106.34	Zachodniopomorska Agencja Rozwoju Regionalnego S.A.	2007PL161PO016	specific fund	Article 44 §1 (a)	Zachodniopomorska Agencja Rozwoju Regionalnego S.A.	2013	0.40	0.30	0.10	0.00	0.02						0.29	0.29				0.22	0.22			
106.35	Zachodniopomorski Regionalny Fundusz Poręczeń Kredytowych Sp. z o.o.	2007PL161PO016	specific fund	Article 44 §1 (a)	Zachodniopomorski Regionalny Fundusz Poręczeń Kredytowych Sp. z o.o.	2010	7.21	5.40	1.80	0.00	0.45						7.21	7.21				5.40	5.40			



Poland

I. Description and identification of the entities which implement FEIs						II. Amounts of OP contributions paid to FEIs (HF or specific fund)					III. Investments made by FEIs in final recipients															
1	2	3	4		5	6	7=8+9+10	8	9	10	11	12=13+14+15+16	13	14	15	16	17=18+19+20+21	18	19	20	21	22=23+24+25+26	23	24	25	26
No.	Name of the fund	Operational Programme(s)	Type of FEI		Fund manager	Fund set-up	Amounts of OP contributions paid to the fund or set aside in case of guarantees (HF or specific fund)	out of which			Management costs and fees	Total number of financial products offered	out of which				OP contributions invested in final recipients	out of which				SF contributions invested in final recipients	out of which			
			a) HF/specific fund	b) Article 44, §1 (a) or (b) or (c)				Structural Funds	National public co-financing	National private co-financing			loans	guarantees	equity / venture capital	other products		loan	guarantee	equity / venture capital	other product		loan	guarantee	equity / venture capital	other product
106.36	Zachodniopomorski Regionalny Fundusz Poręczeń Kredytowych Sp. z o.o. II	2007PL161PO016	specific fund	Article 44 §1 (a)	Zachodniopomorski Regionalny Fundusz Poręczeń Kredytowych Sp. z o.o. II	2012	7.21	5.40	1.80	0.00	0.32						7.21					5.40				5.40
106.37	Zachodniopomorski Regionalny Fundusz Poręczeń Kredytowych Sp. z o.o. III	2007PL161PO016	specific fund	Article 44 §1 (a)	Zachodniopomorski Regionalny Fundusz Poręczeń Kredytowych Sp. z o.o. III	2013	7.21	5.40	1.80	0.00	0.27						7.21					5.40				5.40
106.38	Zachodniopomorski Regionalny Fundusz Poręczeń Kredytowych Sp. z o.o. IV	2007PL161PO016	specific fund	Article 44 §1 (a)	Zachodniopomorski Regionalny Fundusz Poręczeń Kredytowych Sp. z o.o. IV	2014	7.21	5.40	1.80	0.00	0.09						4.09					3.07				3.07
107	<b>JEREMIE HOLDING FUND FOR WIELKOPOLSKA REGION - BANK GOSPODARSTWA KRAJOWEGO, WARSZAWA</b>	2007PL161PO017	HF	-	<b>Bank Gospodarstwa Krajowego, Polska, Warszawa</b>	<b>2009</b>	<b>121.75</b>	<b>91.31</b>	<b>30.44</b>	<b>0.00</b>	<b>4.29</b>															
107.1	Agencja Rozwoju Regionalnego S.A w Koninie, Konin I	2007PL161PO017	specific fund	Article 44 §1 (a)	Agencja Rozwoju Regionalnego S.A w Koninie, Konin	2012	0.73	0.55	0.18	0.00	0.06	53	53				0.73	0.73				0.55	0.55			
107.2	Agencja Rozwoju Regionalnego S.A w Koninie, Konin II	2007PL161PO017	specific fund	Article 44 §1 (a)	Agencja Rozwoju Regionalnego S.A w Koninie, Konin	2014	1.46	1.09	0.36	0.00	0.01	36	36				1.19	1.19				0.89	0.89			
107.3	FM Bank PBP S.A., Warszawa	2007PL161PO017	specific fund	Article 44 §1 (a)	FM Bank PBP S.A., Warszawa	2012	3.82	2.87	0.96	0.00	0.07	327		327			3.82		3.82			2.87			2.87	
107.4	Fundacja Kaliski Inkubator Przedsiębiorczości, Kalisz I	2007PL161PO017	specific fund	Article 44 §1 (a)	Fundacja Kaliski Inkubator Przedsiębiorczości, Kalisz	2010	0.49	0.36	0.12	0.00	0.05	30	30				0.49	0.49				0.36	0.36			
107.5	Fundacja Kaliski Inkubator Przedsiębiorczości, Kalisz II	2007PL161PO017	specific fund	Article 44 §1 (a)	Fundacja Kaliski Inkubator Przedsiębiorczości, Kalisz	2011	0.73	0.55	0.18	0.00	0.06	30	30				0.73	0.73				0.55	0.55			
107.6	Fundacja Kaliski Inkubator Przedsiębiorczości, Kalisz III	2007PL161PO017	specific fund	Article 44 §1 (a)	Fundacja Kaliski Inkubator Przedsiębiorczości, Kalisz	2013	1.70	1.28	0.43	0.00	0.04	48	48				1.70	1.70				1.28	1.28			
107.7	Fundacja Kaliski Inkubator Przedsiębiorczości, Kalisz IV	2007PL161PO017	specific fund	Article 44 §1 (a)	Fundacja Kaliski Inkubator Przedsiębiorczości, Kalisz	2014	1.70	1.28	0.43	0.00	0.01	37	37				1.51	1.51				1.13	1.13			
107.8	Fundusz Rozwoju i Promocji Województwa Wielkopolskiego S.A., Poznań I	2007PL161PO017	specific fund	Article 44 §1 (a)	Fundusz Rozwoju i Promocji Województwa Wielkopolskiego S.A., Poznań	2010	7.29	5.46	1.82	0.00	0.36	352			352		7.29		7.29			5.46			5.46	
107.9	Fundusz Rozwoju i Promocji Województwa Wielkopolskiego S.A., Poznań II	2007PL161PO017	specific fund	Article 44 §1 (a)	Fundusz Rozwoju i Promocji Województwa Wielkopolskiego S.A., Poznań	2012	7.29	5.46	1.82	0.00	0.24	137			137		7.29		7.29			5.46			5.46	
107.10	Fundusz Rozwoju i Promocji Województwa Wielkopolskiego S.A., Poznań III	2007PL161PO017	specific fund	Article 44 §1 (a)	Fundusz Rozwoju i Promocji Województwa Wielkopolskiego S.A., Poznań	2012	9.71	7.29	2.43	0.00	0.27	238			238		9.71		9.71			7.29			7.29	
107.11	Fundusz Rozwoju i Promocji Województwa Wielkopolskiego S.A., Poznań IV	2007PL161PO017	specific fund	Article 44 §1 (a)	Fundusz Rozwoju i Promocji Województwa Wielkopolskiego S.A., Poznań	2013	9.71	7.29	2.43	0.00	0.14	231			231		9.71		9.71			7.29			7.29	
107.12	Fundusz Rozwoju i Promocji Województwa Wielkopolskiego S.A., Poznań V	2007PL161PO017	specific fund	Article 44 §1 (a)	Fundusz Rozwoju i Promocji Województwa Wielkopolskiego S.A., Poznań	2014	9.71	7.29	2.43	0.00	0.06	119			119		5.75		5.75			4.31			4.31	

Poland

I. Description and identification of the entities which implement FEIs						II. Amounts of OP contributions paid to FEIs (HF or specific fund)						III. Investments made by FEIs in final recipients																
1	2	3	4		5	6	7=8+9+10	8	9	10	11	12=13+14+15+16	13	14	15	16	17=18+19+20+21	18	19	20	21	22=23+24+25+26	23	24	25	26		
No.	Name of the fund	Operational Programme(s)	Type of FEI		Fund manager	Fund set-up	Amounts of OP contributions paid to the fund or set aside in case of guarantees (HF or specific fund)	out of which			Management costs and fees	Total number of financial products offered	out of which				OP contributions invested in final recipients	out of which				out of which						
			a) HF/specific fund	b) Article 44 §1 (a) or (b) or (c)				Structural Funds	National public co-financing	National private co-financing			loans	guarantees	equity / venture capital	other products		loan	guarantee	equity / venture capital	other product	SF contributions invested in final recipients	loan	guarantee	equity / venture capital	other product		
107.13	IKB Leasing Polska Sp. z o.o., Poznań	2007PL161PO017	specific fund	Article 44 §1 (a)	IKB Leasing Polska Sp. z o.o., Poznań	2012	4.37	3.28	1.09	0.00	0.25	74	74				3.42	3.42				2.56	2.56					
107.14	Jarociński Fundusz Poręczeń Kredytowych Sp. z o.o., Jarocin I	2007PL161PO017	specific fund	Article 44 §1 (a)	Jarociński Fundusz Poręczeń Kredytowych Sp. z o.o., Jarocin	2010	0.25	0.19	0.06	0.00	0.02	16		16			0.25		0.25			0.19		0.19				
107.15	Jarociński Fundusz Poręczeń Kredytowych Sp. z o.o., Jarocin II	2007PL161PO017	specific fund	Article 44 §1 (a)	Jarociński Fundusz Poręczeń Kredytowych Sp. z o.o., Jarocin	2013	0.49	0.36	0.12	0.00	0.00	42		42			0.49		0.49			0.36		0.36				
107.16	Konsorcjum w składzie: ECDF Spółka z ograniczoną odpowiedzialnością Sp. K. i Towarzystwo Inwestycji Społeczno - Ekonomicznych S.A., Poznań	2007PL161PO017	specific fund	Article 44 §1 (a)	Konsorcjum w składzie: ECDF Spółka z ograniczoną odpowiedzialnością Sp. K. i Towarzystwo Inwestycji Społeczno - Ekonomicznych S.A., Poznań	2012	6.56	4.92	1.64	0.00	0.50	204	204				6.56	6.56				4.92	4.92					
107.17	Konsorcjum w składzie: Unia Gospodarcza Regionu Śremskiego - Śremski Ośrodek Wspierania Małej Przedsiębiorczości i Cech Rzemiosł Różnych, Śrem	2007PL161PO017	specific fund	Article 44 §1 (a)	Konsorcjum w składzie: Unia Gospodarcza Regionu Śremskiego - Śremski Ośrodek Wspierania Małej Przedsiębiorczości i Cech Rzemiosł Różnych, Śrem	2012	0.73	0.55	0.18	0.00	0.05	49	49				0.73	0.73				0.55	0.55					
107.18	Polska Fundacja Przedsiębiorczości, Szczecin I	2007PL161PO017	specific fund	Article 44 §1 (a)	Polska Fundacja Przedsiębiorczości, Szczecin	2010	1.21	0.91	0.30	0.00	0.11	58	58				1.21	1.21				0.91	0.91					
107.19	Polska Fundacja Przedsiębiorczości, Szczecin II	2007PL161PO017	specific fund	Article 44 §1 (a)	Polska Fundacja Przedsiębiorczości, Szczecin	2011	7.29	5.46	1.82	0.00	0.44	266	266				7.29	7.29				5.46	5.46					
107.20	Polska Fundacja Przedsiębiorczości, Szczecin III	2007PL161PO017	specific fund	Article 44 §1 (a)	Polska Fundacja Przedsiębiorczości, Szczecin	2013	6.07	4.55	1.52	0.00	0.26	142	142				6.07	6.07				4.55	4.55					
107.21	Polska Fundacja Przedsiębiorczości, Szczecin IV	2007PL161PO017	specific fund	Article 44 §1 (a)	Polska Fundacja Przedsiębiorczości, Szczecin	2014	0.49	0.36	0.12	0.00	0.00	0	0				0.00	0.00				0.00	0.00					
107.22	Poznański Fundusz Poręczeń Kredytowych Sp. z o.o., Poznań I	2007PL161PO017	specific fund	Article 44 §1 (a)	Poznański Fundusz Poręczeń Kredytowych Sp. z o.o., Poznań	2010	7.29	5.46	1.82	0.00	0.28	451		451			7.29		7.29			5.46		5.46				
107.23	Poznański Fundusz Poręczeń Kredytowych Sp. z o.o., Poznań II	2007PL161PO017	specific fund	Article 44 §1 (a)	Poznański Fundusz Poręczeń Kredytowych Sp. z o.o., Poznań	2012	7.29	5.46	1.82	0.00	0.13	302		302			7.29		7.29			5.46		5.46				
107.24	Poznański Fundusz Poręczeń Kredytowych Sp. z o.o., Poznań III	2007PL161PO017	specific fund	Article 44 §1 (a)	Poznański Fundusz Poręczeń Kredytowych Sp. z o.o., Poznań	2012	9.71	7.29	2.43	0.00	0.19	413		413			9.71		9.71			7.29		7.29				
107.25	Poznański Fundusz Poręczeń Kredytowych Sp. z o.o., Poznań IV	2007PL161PO017	specific fund	Article 44 §1 (a)	Poznański Fundusz Poręczeń Kredytowych Sp. z o.o., Poznań	2013	4.86	3.64	1.21	0.00	0.05	212		212			4.86		4.86			3.64		3.64				
107.26	Poznański Fundusz Poręczeń Kredytowych Sp. z o.o., Poznań V	2007PL161PO017	specific fund	Article 44 §1 (a)	Poznański Fundusz Poręczeń Kredytowych Sp. z o.o., Poznań	2014	4.86	3.64	1.21	0.00	0.00	120		120			3.61		3.61			2.71		2.71				
107.27	Samorządowy Fundusz Poręczeń Kredytowych Sp. z o.o., Gostyń I	2007PL161PO017	specific fund	Article 44 §1 (a)	Samorządowy Fundusz Poręczeń Kredytowych Sp. z o.o., Gostyń	2010	7.29	5.46	1.82	0.00	0.32	470		470			7.29		7.29			5.46		5.46				
107.28	Samorządowy Fundusz Poręczeń Kredytowych Sp. z o.o., Gostyń II	2007PL161PO017	specific fund	Article 44 §1 (a)	Samorządowy Fundusz Poręczeń Kredytowych Sp. z o.o., Gostyń	2012	7.29	5.46	1.82	0.00	0.17	306		306			7.29		7.29			5.46		5.46				
107.29	Samorządowy Fundusz Poręczeń Kredytowych Sp. z o.o., Gostyń III	2007PL161PO017	specific fund	Article 44 §1 (a)	Samorządowy Fundusz Poręczeń Kredytowych Sp. z o.o., Gostyń	2012	9.71	7.29	2.43	0.00	0.28	376		376			9.71		9.71			7.29		7.29				

Poland

I. Description and identification of the entities which implement FEIs						II. Amounts of OP contributions paid to FEIs (HF or specific fund)					III. Investments made by FEIs in final recipients															
1	2	3	4		5	6	7=8+9+10	8	9	10	11	12=13+14+15+16	13	14	15	16	17=18+19+20+21	18	19	20	21	22=23+24+25+26	23	24	25	26
No.	Name of the fund	Operational Programme(s)	Type of FEI		Fund manager	Fund set-up	Amounts of OP contributions paid to the fund or set aside in case of guarantees (HF or specific fund)	out of which			Management costs and fees	Total number of financial products offered	out of which				OP contributions invested in final recipients	out of which				out of which				
			a) HF/specific fund	b) Article 44, §1 (a) or (b) or (c)				Structural Funds	National public co-financing	National private co-financing			loans	guarantees	equity / venture capital	other products		loan	guarantee	equity / venture capital	other product	SF contributions invested in final recipients	loan	guarantee	equity / venture capital	other product
107.30	Samorządowy Fundusz Poręczeń Kredytowych Sp. z o.o., Gostyń IV	2007PL161PO017	specific fund	Article 44 §1 (a)	Samorządowy Fundusz Poręczeń Kredytowych Sp. z o.o., Gostyń	2013	3.64	2.73	0.91	0.00	0.06	109		109			3.64		3.64			2.73		2.73		
107.31	Samorządowy Fundusz Poręczeń Kredytowych Sp. z o.o., Gostyń V	2007PL161PO017	specific fund	Article 44 §1 (a)	Samorządowy Fundusz Poręczeń Kredytowych Sp. z o.o., Gostyń	2014	7.29	5.46	1.82	0.00	0.00	122		122			4.11		4.11			3.09		3.09		
107.32	Stowarzyszenie Ostrowskie Centrum Wspierania Przedsiębiorczości, Ostrow Wielkopolski I	2007PL161PO017	specific fund	Article 44 §1 (a)	Stowarzyszenie Ostrowskie Centrum Wspierania Przedsiębiorczości, Ostrow Wielkopolski	2010	0.49	0.36	0.12	0.00	0.05	40	40				0.49	0.49				0.36	0.36			
107.33	Stowarzyszenie Ostrowskie Centrum Wspierania Przedsiębiorczości, Ostrow Wielkopolski II	2007PL161PO017	specific fund	Article 44 §1 (a)	Stowarzyszenie Ostrowskie Centrum Wspierania Przedsiębiorczości, Ostrow Wielkopolski	2011	1.21	0.91	0.30	0.00	0.10	60	60				1.21	1.21				0.91	0.91			
107.34	Stowarzyszenie Ostrowskie Centrum Wspierania Przedsiębiorczości, Ostrow Wielkopolski III	2007PL161PO017	specific fund	Article 44 §1 (a)	Stowarzyszenie Ostrowskie Centrum Wspierania Przedsiębiorczości, Ostrow Wielkopolski	2013	1.70	1.28	0.43	0.00	0.04	80	80				1.70	1.70				1.28	1.28			
107.35	Stowarzyszenie Ostrowskie Centrum Wspierania Przedsiębiorczości, Ostrow Wielkopolski IV	2007PL161PO017	specific fund	Article 44 §1 (a)	Stowarzyszenie Ostrowskie Centrum Wspierania Przedsiębiorczości, Ostrow Wielkopolski	2014	0.47	0.35	0.12	0.00	0.00	17	17				0.42	0.42				0.31	0.31			
107.36	Stowarzyszenie Ostrzeszowskie Centrum Przedsiębiorczości, Ostrzeszów I	2007PL161PO017	specific fund	Article 44 §1 (a)	Stowarzyszenie Ostrzeszowskie Centrum Przedsiębiorczości, Ostrzeszów	2010	0.49	0.36	0.12	0.00	0.05	27	27				0.49	0.49				0.36	0.36			
107.37	Stowarzyszenie Ostrzeszowskie Centrum Przedsiębiorczości, Ostrzeszów II	2007PL161PO017	specific fund	Article 44 §1 (a)	Stowarzyszenie Ostrzeszowskie Centrum Przedsiębiorczości, Ostrzeszów	2011	0.49	0.36	0.12	0.00	0.04	25	25				0.49	0.49				0.36	0.36			
107.38	Stowarzyszenie Ostrzeszowskie Centrum Przedsiębiorczości, Ostrzeszów III	2007PL161PO017	specific fund	Article 44 §1 (a)	Stowarzyszenie Ostrzeszowskie Centrum Przedsiębiorczości, Ostrzeszów	2013	1.46	1.09	0.36	0.00	0.04	52	52				1.46	1.46				1.09	1.09			
107.39	Stowarzyszenie Ostrzeszowskie Centrum Przedsiębiorczości, Ostrzeszów IV	2007PL161PO017	specific fund	Article 44 §1 (a)	Stowarzyszenie Ostrzeszowskie Centrum Przedsiębiorczości, Ostrzeszów	2014	0.49	0.36	0.12	0.00	0.00	3	3				0.13	0.13				0.10	0.10			
107.40	Towarzystwo Inwestycji Społeczno-Ekonomicznych S.A., Warszawa I	2007PL161PO017	specific fund	Article 44 §1 (a)	Towarzystwo Inwestycji Społeczno-Ekonomicznych S.A., Warszawa	2014	1.70	1.28	0.43	0.00	0.06	37	37				1.50	1.50				1.12	1.12			
107.41	Towarzystwo Inwestycji Społeczno-Ekonomicznych S.A., Warszawa II	2007PL161PO017	specific fund	Article 44 §1 (a)	Towarzystwo Inwestycji Społeczno-Ekonomicznych S.A., Warszawa	2014	1.26	0.95	0.32	0.00	0.00	15	15				0.62	0.62				0.47	0.47			
107.42	Unia Gospodarcza Regionu Śremskiego - Śremski Ośrodek Wspierania Małej Przedsiębiorczości, Śrem	2007PL161PO017	specific fund	Article 44 §1 (a)	Unia Gospodarcza Regionu Śremskiego - Śremski Ośrodek Wspierania Małej Przedsiębiorczości, Śrem	2014	0.64	0.48	0.16	0.00	0.00	21	21				0.47	0.47				0.35	0.35			
107.43	Wielkopolska Agencja Rozwoju Przedsiębiorczości Sp. z o.o., Poznań I	2007PL161PO017	specific fund	Article 44 §1 (a)	Wielkopolska Agencja Rozwoju Przedsiębiorczości Sp. z o.o., Poznań	2010	8.50	6.38	2.13	0.00	0.89	289	289				8.50	8.50				6.38	6.38			

Poland

I. Description and identification of the entities which implement FEIs						II. Amounts of OP contributions paid to FEIs (HF or specific fund)					III. Investments made by FEIs in final recipients																
1	2	3	4		5	6	7=8+9+10	8	9	10	11	12=13+14+15+16	13	14	15	16	17=18+19+20+21	18	19	20	21	22=23+24+25+26	23	24	25	26	
No.	Name of the fund	Operational Programme(s)	Type of FEI		Fund manager	Fund set-up	Amounts of OP contributions paid to the fund or set aside in case of guarantees (HF or specific fund)	out of which			Management costs and fees	Total number of financial products offered	out of which				OP contributions invested in final recipients	out of which				SF contributions invested in final recipients	out of which				
			a) HF/specific fund	b) Article 44, §1 (a) or (b) or (c)				Structural Funds	National public co-financing	National private co-financing			loans	guarantees	equity / venture capital	other products		loan	guarantee	equity / venture capital	other product		loan	guarantee	equity / venture capital	other product	
107.44	Wielkopolska Agencja Rozwoju Przedsiębiorczości Sp. z o.o., Poznań II	2007PL161PO017	specific fund	Article 44 §1 (a)	Wielkopolska Agencja Rozwoju Przedsiębiorczości Sp. z o.o., Poznań	2011	9.71	7.29	2.43	0.00	0.82	239	239				9.71	9.71				7.29	7.29				
107.45	Wielkopolska Agencja Rozwoju Przedsiębiorczości Sp. z o.o., Poznań III	2007PL161PO017	specific fund	Article 44 §1 (a)	Wielkopolska Agencja Rozwoju Przedsiębiorczości Sp. z o.o., Poznań	2012	19.43	14.57	4.86	0.00	1.12	346	346				19.43	19.43				14.57	14.57				
107.46	Wielkopolska Agencja Rozwoju Przedsiębiorczości Sp. z o.o., Poznań IV	2007PL161PO017	specific fund	Article 44 §1 (a)	Wielkopolska Agencja Rozwoju Przedsiębiorczości Sp. z o.o., Poznań	2013	1.70	1.28	0.43	0.00	0.06	78	78				1.70	1.70				1.28	1.28				
107.47	Wielkopolska Agencja Rozwoju Przedsiębiorczości Sp. z o.o., Poznań V	2007PL161PO017	specific fund	Article 44 §1 (a)	Wielkopolska Agencja Rozwoju Przedsiębiorczości Sp. z o.o., Poznań	2014	5.83	4.37	1.46	0.00	0.06	92	92				4.72	4.72				3.54	3.54				
108	JESSICA HOLDING FUND FOR WIELKOPOLSKA-EUROPEAN INVESTMENT BANK, LUXEMBOURG	2007PL161PO017	HF	-	European Investment Bank, Luxembourg	2009	66.26	50.88	15.39		2.95																
108.1	JESSICA Urban Development Fund for Wielkopolska, Bank Gospodarstwa Krajowego, Warszawa	2007PL161PO017	specific fund	Article 44 §1 (b)	Bank Gospodarstwa Krajowego, Warszawa	2010	62.33	47.86	14.47	0.00	3.40	35	35				57.39	57.39				44.10	44.10				
109	Fundusz Pożyczkowy FUNDSTAR 2 27-200 Starachowice ul. Mickiewicza 1a	2007PL161PO018	specific fund	Article 44 §1 (a)	Agencja Rozwoju Regionalnego w Starachowicach 27-200 Starachowice ul. Mickiewicza 1a	2010	0.36	0.28	0.08		0.02	18	18				0.34	0.34				0.29	0.29				
110	Fundusz Pożyczkowy Województwa Świętokrzyskiego sp. z o.o. Kielce	2007PL161PO018	specific fund	Article 44 §1 (a)	Fundusz Pożyczkowy Województwa Świętokrzyskiego sp. z o.o., Kielce	2010	15.05	12.79	2.26		2.05	161	161				12.99	12.99				11.04	11.04				
111	Lokalny fundusz pożyczkowy, Pierzchnica	2007PL161PO018	specific fund	Article 44 §1 (a)	Fundacja Rozwoju Regionu Pierzchnica, Pierzchnica	2010	3.16	2.51	0.65		0.29	169	169				2.87	2.87				2.28	2.28				
112	Świętokrzyski Fundusz Poręczenia sp. z o.o. Kielce	2007PL161PO018	specific fund	Article 44 §1 (a)	Świętokrzyski Fundusz Poręczenia sp. z o.o. Kielce	2010	6.77	5.08	1.69		0.49	111		111			6.28		6.28			4.71		4.71			
113	Świętokrzyski Fundusz Pożyczkowy, Końskie	2007PL161PO018	specific fund	Article 44 §1 (a)	Koneckie Stowarzyszenie Wspierania Przedsiębiorczości, Końskie	2010	6.38	5.42	0.96		0.81	201	201				5.56	5.56				4.73	4.73				
114	Fundusz poręczeń kredytowych i wspierania finansowego FUNDSTAR Starachowice	2007PL161PO018	specific fund	Article 44 §1 (a)	Agencja Rozwoju Regionalnego w Starachowicach	2010	1.52	1.25	0.27		0.13	27		27			1.07		1.07			0.88		0.88			
115	Fundusz Pożyczkowy, Sandomierz	2007PL161PO018	specific fund	Article 44 §1 (a)	Ośrodek Promowania i Wspierania Przedsiębiorczości Rolnej, Sandomierz	2010	2.19	1.76	0.44	0.00	0.20	108	108				1.95	1.95				1.56	1.56				
116	FUNDUSZ POWERNICZY JESSICA	2007PL161PO019	HF	-	European Investment Bank	2010	62.83	53.41	9.43	0.00	2.82																
116.1	Bank Ochrony Środowiska S.A. ul. Żelazna 32, 00-832 Warszawa	2007PL161PO019	specific fund	Article 44 §1 (b)	Bank Ochrony Środowiska S.A. ul. Żelazna 32, 00-832 Warszawa	2011	63.22	53.74	9.48	0.00	1.89	20	20				23.12	23.12				19.66	19.66				
117	fundusz pożyczkowy, Agencja Rozwoju Lokalnego S.A./loan fund, Local Development Agency- joint stock company (in Sosnowiec)	2007PL161PO019	specific fund	Article 44 §1 (a)	fundusz pożyczkowy, Agencja Rozwoju Lokalnego S.A./loan fund, Local Development Agency- joint stock company (in Sosnowiec)	2010	0.59	0.49	0.00	0.09	0.03	46	46				0.56	0.56				0.47	0.47				

Poland

I. Description and identification of the entities which implement FEIs						II. Amounts of OP contributions paid to FEIs (HF or specific fund)						III. Investments made by FEIs in final recipients																
1	2	3	4		5	6	7=8+9+10	8	9	10	11	12=13+14+15+16	13	14	15	16	17=18+19+20+21	18	19	20	21	22=23+24+25+26	23	24	25	26		
No.	Name of the fund	Operational Programme(s)	Type of FEI		Fund manager	Fund set-up	Amounts of OP contributions paid to the fund or set aside in case of guarantees (HF or specific fund)	out of which			Management costs and fees	Total number of financial products offered	out of which				OP contributions invested in final recipients	out of which				SF contributions invested in final recipients	out of which					
			a) HF/specific fund	b) Article 44, §1 (a) or (b) or (c)				Structural Funds	National public co-financing	National private co-financing			loans	guarantees	equity / venture capital	other products		loan	guarantee	equity / venture capital	other product		loan	guarantee	equity / venture capital	other product		
118	fundusz pożyczkowy, Agencja Rozwoju Regionalnego w Częstochowie S.A./loan fund, Regional Development Agency - joint stock company in Częstochowa	2007PL161PO019	specific fund	Article 44 §1 (a)	fundusz pożyczkowy, Agencja Rozwoju Regionalnego w Częstochowie S.A./loan fund, Regional Development Agency - joint stock company in Częstochowa	2010	1.26	1.00	0.00	0.25	0.10	41	41				0.95	0.95				0.76	0.76					
119	fundusz pożyczkowy, Fundusz Górnoląski S.A./loan fund, Górnoląski Fund - joint stock company (in Katowice)	2007PL161PO019	specific fund	Article 44 §1 (a)	fundusz pożyczkowy, Fundusz Górnoląski S.A./loan fund, Górnoląski Fund - joint stock company (in Katowice)	2010	12.59	10.05	0.00	2.54	0.82	132	132				10.15	10.15				8.11	8.11					
120	fundusz poręczeniowy, Śląski Regionalny Fundusz Poręczeniowy Spółka z ograniczoną odpowiedzialnością/guarantee fund, Silesia Regional Guarantee Fund-limited liability company (in Katowice)	2007PL161PO019	specific fund	Article 44 §1 (a)	fundusz poręczeniowy, Śląski Regionalny Fundusz Poręczeniowy Spółka z ograniczoną odpowiedzialnością/guarantee fund, Silesia Regional Guarantee Fund-limited liability company (in Katowice)	2010	5.95	5.05	0.00	0.91	0.64	117		117			0.34		0.34			0.29		0.29				
121	Fundusz pożyczkowy (Warmińsko-Mazurska Agencja Rozwoju Regionalnego S.A. w Olsztynie)	2007PL161PO020	specific fund	Article 44 §1 (a)	Warmińsko-Mazurska Agencja Rozwoju Regionalnego S.A. w Olsztynie	2009	15.30	15.30	0.00	0.00	2.14	571	571				15.30	15.30				15.30	15.30					
122	Fundusz pożyczkowy (Warmińsko-Mazurska Agencja Rozwoju Regionalnego S.A. w Olsztynie)	2007PL161PO020	specific fund	Article 44 §1 (a)	Warmińsko-Mazurska Agencja Rozwoju Regionalnego S.A. w Olsztynie	2012	3.34	3.34	0.00	0.00	0.17	116	116				3.39	3.39				3.37	3.37					
123	Fundusz poręczeniowy (Działdowska Agencja Rozwoju S.A. w Działdowie)	2007PL161PO020	specific fund	Article 44 §1 (a)	Działdowska Agencja Rozwoju S.A. w Działdowie	2009	9.69	9.69	0.00	0.00	0.93	392		392			10.20		10.20			10.20		10.20				
124	Fundusz poręczeniowy (Działdowska Agencja Rozwoju S.A. w Działdowie)	2007PL161PO020	specific fund	Article 44 §1 (a)	Działdowska Agencja Rozwoju S.A. w Działdowie	2012	1.43	1.43	0.00	0.00	0.05	62		62			1.38		1.38			1.38		1.38				

TOTAL OP contributions provided	from MA to HF's	824.99	671.42	153.57	0.00	39.01																						
	from HF's to specific funds	917.75	734.15	183.60	0.00	44.15	19640.00	11710.00	7843.00	87.00	0.00	791.20	570.27	207.16	13.77						612.07	441.85	158.52	11.70				
	from MA directly to specific funds	365.39	332.71	26.87	5.82	27.19	13634.00	11248.00	2386.00		0.00	312.65	223.84	88.81							289.72	205.30	84.42					

Portugal

I. Description and identification of the entities which implement FEIs						II. Amounts of OP contributions paid to FEIs (HF or specific fund)					III. Investments made by FEIs in final recipients																		
1	2	3	4		5	6	7=8+9+10	8	9	10	11	12=13+14+15+16	13	14	15	16	17=18+19+20+21	18	19	20	21	22=23+24+25+26	23	24	25	26			
No.	Name of the fund	Operational Programme(s)	Type of FEI		Fund manager	Fund set-up	Amounts of OP contributions paid to the fund or set aside in case of guarantees (HF or specific fund)	out of which			Management costs and fees	Total number of financial products offered	out of which				OP contributions invested in final recipients	out of which				SF contributions invested in final recipients	out of which						
			a) HF/specific fund	b) Article 44, §1 (a) or (b) or (c)				Structural Funds	National public co-financing	National private co-financing			loans	guarantees	equity / venture capital	other products		loan	guarantee	equity / venture capital	other product		loan	guarantee	equity / venture capital	other product			
1	FINOVA - FUNDO DE APOIO AO FINANCIAMENTO À INOVAÇÃO - PORTO	2007PT161PO001	HF	-	PME Investimentos - Sociedade de Investimento, SA - Portugal, Porto	2008	259.06	224.72	34.33	0.00	6.76																		
		2007PT161PO005					32.86	9.48	17.36	6.01	0.01																		
		2007PT162PO001					19.39	8.85	10.54	0.00	0.82																		
1.1	16132 - FCR Portugal Ventures Internacionalização - Lisboa	2007PT161PO001	specific fund	Article 44 §1 (a)	Portugal Capital Ventures – Sociedade de Capital de Risco, S.A - Lisboa	2010	6.00	3.00	1.20	1.80	0.07	1					1.50					1.50			0.75		0.75		
1.2	16133 - FCR Beta Ciências da Vida - Maia	2007PT161PO001	specific fund	Article 44 §1 (a)	Beta Sociedade de Capital de Risco S.A - Maia	2010	1.25	0.87	0.00	0.38	0.04	3					0.61					0.61			0.43		0.43		
1.3	16134 - FCR ASK Celta - Lisboa	2007PT161PO001	specific fund	Article 44 §1 (a)	ISO - Sociedade de Capital de Risco, S.A - Lisboa	2010	2.00	1.00	0.00	1.00	0.04	2					1.52					1.52			0.76		0.76		
1.4	16135 - FCR Capital Criativo I - Lisboa	2007PT161PO001	specific fund	Article 44 §1 (a)	Capital Criativo SCR, SA - Lisboa	2010	20.50	10.00	0.00	10.50	0.32	5					7.28					7.28			3.55		3.55		
1.5	16136 - FCR ES Ventures Inovação e Internacionalização - Lisboa	2007PT161PO001	specific fund	Article 44 §1 (a)	Espirito Santo Capital - Soc.Capital Risco, S.A - Lisboa	2010	10.00	5.00	0.00	5.00	0.06	7					6.77					6.77			3.39		3.39		
1.6	16137 - FCR Portugal Ventures Indústrias Criativas - Lisboa	2007PT161PO001	specific fund	Article 44 §1 (a)	Portugal Capital Ventures – Sociedade de Capital de Risco, S.A - Lisboa	2010	6.00	3.00	0.00	3.00	0.15	8					3.57					3.57			1.78		1.78		
1.7	16140 - FCR Portugal Ventures Early Stages - Lisboa	2007PT161PO001	specific fund	Article 44 §1 (a)	Portugal Capital Ventures – Sociedade de Capital de Risco, S.A - Lisboa	2010	3.80	2.60	0.00	1.20	0.13	4					1.63					1.63			1.12		1.12		
1.8	16141 - FCR Minho e Internacionalização - Braga	2007PT161PO001	specific fund	Article 44 §1 (a)	ZB Partner - Soc Capital de Risco, S.A - Braga	2010	1.20	0.60	0.00	0.60	0.00	7					0.84					0.84			0.42		0.42		
1.9	16142 - FCR Novabase Capital Inovação & Internacionalização - Lisboa	2007PT161PO001	specific fund	Article 44 §1 (a)	Novabase Capital - Sociedade de Capital de Risco, S.A. - Lisboa	2011	10.10	5.00	0.00	5.10	0.19	8					10.30					10.30			5.10		5.10		
1.10	16143 - FCR Patris Capital Partners - Lisboa	2007PT161PO001	specific fund	Article 44 §1 (a)	Patris Gestão de Activos SGFIM, SA - Lisboa	2010	5.00	2.50	0.00	2.50	0.18	1					1.08					1.08			0.54		0.54		
1.11	16144 - FCR PME Turismo Inovação - Lisboa	2007PT161PO001	specific fund	Article 44 §1 (a)	Portugal Capital Ventures – Sociedade de Capital de Risco, S.A - Lisboa	2010	6.00	3.00	1.20	1.80	0.05	0					0.00					0.00			0.00		0.00		
1.12	16145 - FCR PME/BES - Lisboa	2007PT161PO001	specific fund	Article 44 §1 (a)	Espirito Santo Capital - Soc.Capital Risco, S.A - Lisboa	2010	3.90	1.95	0.00	1.95	0.07	3					3.75					3.75			1.87		1.87		
1.13	16146 - FCR Critical Ventures I - Coimbra	2007PT161PO001	specific fund	Article 44 §1 (a)	Critical Ventures - Soc.Capital Risco, SA - Coimbra	2010	3.20	1.60	0.00	1.60	0.10	5					2.78					2.78			1.39		1.39		
1.14	16147 - FCR Portugal Ventures Biocant - Lisboa	2007PT161PO001	specific fund	Article 44 §1 (a)	Portugal Capital Ventures – Sociedade de Capital de Risco, S.A - Lisboa	2010	3.20	1.60	0.00	1.60	0.11	4					1.16					1.16			0.58		0.58		
1.15	16149 - FCR ASK Capital - Lisboa	2007PT161PO001	specific fund	Article 44 §1 (a)	ISO - Sociedade de Capital de Risco, S.A - Lisboa	2010	1.97	1.36	0.00	0.61	0.05	2					0.82					0.82			0.56		0.56		
1.16	16152 - FCR Portugal Ventures Universitas - Lisboa	2007PT161PO001	specific fund	Article 44 §1 (a)	Portugal Capital Ventures – Sociedade de Capital de Risco, S.A - Lisboa	2010	1.90	1.33	0.00	0.57	0.08	4					1.03					1.03			0.72		0.72		
1.17	16154 - FCR Portugal Ventures Acelerador de Comercialização de Tecnologia II - Lisboa	2007PT161PO001	specific fund	Article 44 §1 (a)	Portugal Capital Ventures – Sociedade de Capital de Risco, S.A - Lisboa	2010	1.93	1.35	0.00	0.58	0.27	6					1.55					1.55			1.08		1.08		
1.18	16155 - FCR Istart I - Lisboa	2007PT161PO001	specific fund	Article 44 §1 (a)	Espirito Santo Capital - Soc.Capital Risco, S.A - Lisboa	2010	1.50	1.05	0.00	0.45	0.02	5					1.17					1.17			0.82		0.82		
1.19	16156 - Linha de financiamento a investidores em capital de risco (Business Angels)	2007PT161PO001	specific fund	Article 44 §1 (a)	Diversas Entidades Veículo (Sociedades de Business Angels)	2010	15.05	9.75	0.00	5.31	0.00	112					112					21.28			13.78		13.78		

Portugal

I. Description and identification of the entities which implement FEIs						II. Amounts of OP contributions paid to FEIs (HF or specific fund)					III. Investments made by FEIs in final recipients																								
1	2	3	4		5	6	7=8+9+10				11	12=13+14+15+16				13	14	15	16	17=18+19+20+21				18	19	20	21	22=23+24+25+26				23	24	25	26
No.	Name of the fund	Operational Programme(s)	Type of FEI		Fund manager	Fund set-up	Amounts of OP contributions paid to the fund or set aside in case of guarantees (HF or specific fund)	out of which			Management costs and fees	Total number of financial products offered	out of which				OP contributions invested in final recipients	out of which				SF contributions invested in final recipients	out of which												
			a) HF/specific fund	b) Article 44, §1 (a) or (b) or (c)				Structural Funds	National public co-financing	National private co-financing			loans	guarantees	equity / venture capital	other products		loan	guarantee	equity / venture capital	other product		loan	guarantee	equity / venture capital	other product									
1.20	16159 - FCR Fast Change II - Porto	2007PT161PO001	specific fund	Article 44 §1 (a)	Change Partners SCR,SA - Porto	2010	3.00	1.80	0.00	1.20	0.08	6			6			2.79			2.79				1.67			1.67							

Portugal

I. Description and identification of the entities which implement FEIs					II. Amounts of OP contributions paid to FEIs (HF or specific fund)						III. Investments made by FEIs in final recipients																			
1	2	3	4		5	6	7=8+9+10	8	9	10	11	12=13+14+15+16	13	14	15	16	17=18+19+20+21	18	19	20	21	22=23+24+25+26	23	24	25	26				
No.	Name of the fund	Operational Programme(s)	Type of FEI		Fund manager	Fund set-up	Amounts of OP contributions paid to the fund or set aside in case of guarantees (HF or specific fund)	out of which			Management costs and fees	Total number of financial products offered	out of which				OP contributions invested in final recipients	out of which				out of which								
			a) HF/specific fund	b) Article 44, §1 (a) or (b) or (c)				Structural Funds	National public co-financing	National private co-financing			loans	guarantees	equity / venture capital	other products		loan	guarantee	equity / venture capital	other product	loan	guarantee	equity / venture capital	other product					
1.21	32822 - FCR REVITALIZAR NORTE - Lisboa	2007PT161PO001	specific fund	Article 44 §1 (a)	EXPLORER INVESTMENTS - SOCIEDADE DE CAPITAL DE RISCO, S.A. - Lisboa	2013	32.00	16.00	0.00	16.00	0.76	15			15		30.00			30.00		15.00			15.00					
1.22	32823 - FCR REVITALIZAR CENTRO - Lisboa	2007PT161PO001	specific fund	Article 44 §1 (a)	OXY CAPITAL - SOCIEDADE DE CAPITAL DE RISCO, S.A. - Lisboa	2013	32.00	16.00	0.00	16.00	0.18	24			24		37.47			37.47		18.74			18.74					
1.23	32824 - FCR REVITALIZAR ALENTEJO - Lisboa	2007PT161PO001	specific fund	Article 44 §1 (a)	Capital Criativo SCR, SA - Lisboa	2013	12.00	6.00	0.00	6.00	0.17	5			5		7.75			7.75		3.88			3.88					
1.24	40764 - LINHA DE FINANCIAMENTO A OPERAÇÕES DESENVOLVIDAS POR BUSINESS ANGELS	2007PT161PO001	specific fund	Article 44 §1 (a)	Diversas Entidades Veículo (Sociedades de Business Angels)	2013	6.61	4.30	0.00	2.31	0.00	19			19		6.89			6.89		4.48			4.48					
1.25	4574 - Linhas de Crédito PME Investe I e II	2007PT161PO001	specific fund	Article 44 §1 (a)	PME Investimentos - Sociedade de Investimento, S.A - Porto	2008	80.69	56.48	24.21	0.00	0.00	6374			3187		94.28		60.96		33.32		66.00		42.67		23.33			
1.26	5734 - Fundo Especial de Investimento - FICA - Lisboa	2007PT161PO001	specific fund	Article 44 §1 (a)	Banif Gestão de Activos - Soc. Gestora de Fundos de Investimento Mobiliário, S.A - Lisboa	2010	6.60	4.62	1.98	0.00	0.00	5			5		9.67			9.67		2.78			2.78					
1.27	FCR Revitalizar Sul - Lisboa	2007PT161PO005	specific fund	Article 44 §1 (a)	Capital Criativo - Sociedade de Capital de Risco, SA - Lisboa	2013	12.00	6.00	0.00	6.00	0.03	3			3		6.00			6.00		3.00			3.00					
1.28	PME Investe I e II	2007PT161PO005	specific fund	Article 44 §1 (a)	PME Investimentos - Sociedade de Investimento, S.A. - Portugal, Porto	2008	11.35	3.47	7.88	0.00	0.00	134			132		6.39		5.45		0.94		1.78		1.52		0.26			
1.29	FCR IStart I - Lisboa	2007PT162PO001	specific fund	Article 44 §1 (a)	Espirito Santo Ventures SCR, S.A. - Lisboa	2011	0.62	0.25	0.00	0.37	0.02	2			2		0.58			0.58		0.23			0.23					
1.30	FCR Novabase Capital Inovação e Internacionalização - Lisboa	2007PT162PO001	specific fund	Article 44 §1 (a)	Novabase Capital - Sociedade de Capital de Risco, S.A. - Lisboa	2011	1.26	0.50	0.00	0.76	0.05	2			2		1.25		1.25				0.50			0.50				
1.31	FCR Portugal Ventures Acelerador de Comercialização de Tecnologia (ACTEC) II - Lisboa	2007PT162PO001	specific fund	Article 44 §1 (a)	Portugal Capital Ventures - Sociedade de Capital de Risco, S.A - Porto	2011	0.91	0.36	0.00	0.55	0.10	2			2		0.54			0.54		0.22			0.22					
1.32	FCR Portugal Ventures Early Stages - Lisboa	2007PT162PO001	specific fund	Article 44 §1 (a)	Portugal Capital Ventures - Sociedade de Capital de Risco, S.A - Porto	2011	0.83	0.33	0.00	0.50	0.03	1			1		0.80			0.80		0.32			0.32					
1.33	FCR Portugal Ventures Universitas - Lisboa	2007PT162PO001	specific fund	Article 44 §1 (a)	Portugal Capital Ventures - Sociedade de Capital de Risco, S.A - Porto	2011	0.60	0.24	0.00	0.36	0.05	2			2		0.53			0.53		0.21			0.21					
1.34	FCR Revitalizar Lisboa, Alentejo e Algarve - Lisboa	2007PT162PO001	specific fund	Article 44 §1 (a)	Capital Criativo - SCR, S.A.	2013	5.50	2.75	2.75	0.00	0.34	5			5		7.00			7.00		3.50			3.50					
1.35	Linhas crédito PME Investe I e II	2007PT162PO001	specific fund	Article 44 §1 (a)	PME Investimentos - Sociedade de Investimento, S.A. - Portugal, Porto	2008	13.61	3.17	10.44	0.00	0.00	998			499		13.61		7.99		5.62		3.17		1.86		1.31			
2	JESSICA HOLDING FUND PORTUGAL - LUXEMBOURG	2007PT161PO002	HF	-	European Investment Bank	2009	61.15	45.00	16.15		2.26																			
		29.73					28.80	0.93		1.10																				
		23.91					16.20	7.71		0.88																				
		7.50					7.50			0.28																				
		10.21					5.00	5.21		0.38																				
2.1	BPI JESSICA Loans, Porto (Contrat 81247)	2007PT161PO002	specific fund	Article 44 §1 (b)	Banco BPI, Porto, Portugal	2011	25.00	16.25	8.75	0.00	1.39	32	32				22.34	22.34				14.52	14.52							



Portugal

I. Description and identification of the entities which implement FEIs						II. Amounts of OP contributions paid to FEIs (HF or specific fund)					III. Investments made by FEIs in final recipients																		
1	2	3	4		5	6	7=8+9+10	8	9	10	11	12=13+14+15+16	13	14	15	16	17=18+19+20+21	18	19	20	21	22=23+24+25+26	23	24	25	26			
No.	Name of the fund	Operational Programme(s)	Type of FEI		Fund manager	Fund set-up	Amounts of OP contributions paid to the fund or set aside in case of guarantees (HF or specific fund)	out of which			Management costs and fees	Total number of financial products offered	out of which				OP contributions invested in final recipients	out of which				out of which							
			a) HF/specific fund	b) Article 44 §1 (a) or (b) or (c)				Structural Funds	National public co-financing	National private co-financing			loans	guarantees	equity / venture capital	other products		loan	guarantee	equity / venture capital	other product	SF contributions invested in final recipients	loan	guarantee	equity / venture capital	other product			
2.2	Caixa Geral de Depósitos, SA, JESSICA Loans, Portugal (Contract 82607)	2007PT161PO002	specific fund	Article 44 §1 (b)	Caixa Geral de Depósitos, SA, Portugal	2011	13.09	9.16	3.93	0.00		10	10				8.33	8.33					6.07	6.07					
2.3	BPI JESSICA Loans; Portugal (Contract 83373)	2007PT161PO003	specific fund	Article 44 §1 (b)	Banco BPI, Porto, Portugal	2011	3.50	3.50	0.00	0.00	0.00	4	4				1.61	1.61					1.61	1.61					
2.4	Caixa Geral de Depósitos S.A., JESSICA Loans, Portugal (Contract 81248)	2007PT161PO003	specific fund	Article 44 §1 (b)	Caixa Geral de Depósitos S.A., Portugal	2011	23.27	12.63	10.64	0.00		20	20				9.11	9.11					5.08	5.08					
2.5	BPI JESSICA Loans, Porto (Contract 81249)	2007PT161PO004	specific fund	Article 44 §1 (b)	Banco BPI, Porto, Portugal	2011	7.90	4.46	3.44	0.00	0.53	5	5				5.24	5.24					2.96	2.96					
2.6	Caixa Geral de Depósitos, SA, JESSICA Loans, Portugal (Contract 82608)	2007PT161PO004	specific fund	Article 44 §1 (b)	Caixa Geral de Depósitos, SA, Portugal	2011	5.01	3.50	1.50	0.00		4	4				2.42	2.42					1.72	1.72					
2.7	Turismo de Portugal - JESSICA Loans, Portugal (Contract 81250)	2007PT161PO005	specific fund	Article 44 §1 (b)	Turismo de Portugal IP, Portugal	2011	7.00	3.50	3.50	0.00		7	7				4.07	4.07					2.03	2.03					
2.8	Turismo de Portugal, JESSICA Loans, (Contract 81251)	2007PT162PO001	specific fund	Article 44 §1 (b)	Turismo de Portugal IP, Lisbon, Portugal	2011	8.01	3.92	4.09	0.00	0.00	16	16				6.17	6.17					3.02	3.02					
3	FIAEA - FUNDO DE INVESTIMENTO DE APOIO AO EMPREENDEDORISMO DOS AÇORES 9504-533 PONTA DELGADA	2007PT161PO006	HF	-	Portugal Capital Ventures - Sociedade de Capital de Risco, S.A. Limited Company Mainly Public 4100-079 Porto	2010	0.95	0.82	0.13																				
3.1	FIAEA - Fundo de Investimento de Apoio ao Empreendedorismo dos Açores 9504-533 Ponta Delgada	2007PT161PO006	specific fund	Article 44 §1 (a)	Portugal Capital Ventures - Sociedade de Capital de Risco, S.A. Limited Company Mainly Public 4100-079 Porto	2010	0.00	0.00	0.00	0.00		2			2		0.17		0.17				0.14		0.14				
4	Linha de Crédito Investe OREN, Porto	2007PT161PO001	specific fund	Article 44 §1 (a)	Sociedade Portuguesa de Garantia Mútua - Sociedade de Investimento, S.A.; Porto	2013	12.36	12.36	0.00	0.00	0.00	353				169	22.92		11.70		11.21	22.31		11.09		11.21			
	2007PT161PO005	0.21					0.21	0.00	0.00	0.01	9			8		1	0.38		0.38		0.00	0.38		0.38		0.38		0.00	
5	Linha de Apoio à Reestruturação de Dívida Bancária das Empresas dos Açores	2007PT161PO006	specific fund	Article 44 §1 (a)	Ilhas de Valor, SA Limited Company Mainly Public Região Autónoma dos Açores	2009	2.94	2.50	0.44							0.32				0.32	0.27					0.27			
6	Linha de Apoio à Reestruturação de Dívida Bancária das Empresas dos Açores e Apoio à Liquidez	2007PT161PO006	specific fund	Article 44 §1 (a)	Ilhas de Valor, SA Limited Company Mainly Public Região Autónoma dos Açores	2012	0.44	0.37	0.07							0.90				0.90	0.76					0.76			
7	Linha de Crédito Açores Empresas	2007PT161PO006	specific fund	Article 44 §1 (a)	Ilhas de Valor, SA Limited Company Mainly Public Região Autónoma dos Açores	2010	1.56	1.32	0.23							0.05				0.05	0.05					0.05			
8	Linha de Crédito Açores Empresas III	2007PT161PO006	specific fund	Article 44 §1 (a)	Ilhas de Valor, SA Limited Company Mainly Public Região Autónoma dos Açores	2012	0.41	0.36	0.04							0.04				0.04	0.04					0.04			
9	Linha de Crédito Açores Investe	2007PT161PO006	specific fund	Article 44 §1 (a)	Ilhas de Valor, SA Limited Company Mainly Public Região Autónoma dos Açores	2009	4.59	3.90	0.69							0.02				0.02	0.02					0.02			
10	Linha de Crédito Açores Investe II	2007PT161PO006	specific fund	Article 44 §1 (a)	Ilhas de Valor, SA Limited Company Mainly Public Região Autónoma dos Açores	2011	5.29	4.61	0.68							0.88				0.88	0.75					0.75			

Portugal

I. Description and identification of the entities which implement FEIs						II. Amounts of OP contributions paid to FEIs (HF or specific fund)					III. Investments made by FEIs in final recipients																
1	2	3	4		5	6	7=8+9+10	8	9	10	11	12=13+14+15+16	13	14	15	16	17=18+19+20+21	18	19	20	21	22=23+24+25+26	23	24	25	26	
No.	Name of the fund	Operational Programme(s)	Type of FEI		Fund manager	Fund set-up	Amounts of OP contributions paid to the fund or set aside in case of guarantees (HF or specific fund)	out of which			Management costs and fees	Total number of financial products offered	out of which				OP contributions invested in final recipients	out of which				SF contributions invested in final recipients	out of which				
			a) HF/specific fund	b) Article 44 §1 (a) or (b) or (c)				Structural Funds	National public co-financing	National private co-financing			loans	guarantees	equity / venture capital	other products		loan	guarantee	equity / venture capital	other product		loan	guarantee	equity / venture capital	other product	
11	Linha de financiamento INVESTE QREN - Porto	2007PT161PO006	specific fund	Article 44 §1 (a)	SPGM - Sociedade de Investimento, SA - Porto	2012																					
12	Linha de financiamento INVESTE QREN - Porto	2007PT162PO001	specific fund	Article 44 §1 (a)	SPGM - Sociedade de Investimento, SA - Porto		0.57	0.57	0.00	0.00	0.00	0		0		0	1.36		1.36		0.00	1.09		1.09			0.00
13	Linha de Apoio à Recuperação Empresarial da Madeira, Funchal	2007PT162PO002	specific fund	Article 44 §1 (a)	Instituto de Desenvolvimento Empresarial, IP - RAM Funchal	2010	0.20	0.17	0.03	0.00	0.00	215				215	0.20				0.20	0.17					0.17
14	Linha de Crédito Bonificada para Micro e Pequenas Empresas da Madeira, Funchal	2007PT162PO002	specific fund	Article 44 §1 (a)	Instituto de Desenvolvimento Empresarial, IP - RAM Funchal	2009	1.40	1.19	0.21	0.00	0.00	640		320		320	2.36		1.00		1.36	2.00		0.85			1.15
15	Linha de Crédito Bonificada para Micro e Pequenas Empresas da Madeira II, Funchal	2007PT162PO002	specific fund	Article 44 §1 (a)	Instituto de Desenvolvimento Empresarial, IP - RAM Funchal	2011	0.56	0.48	0.08	0.00	0.00	384		192		192	1.05		0.50		0.55	0.90		0.43			0.47
16	Linha de Crédito PME Madeira, Funchal	2007PT162PO002	specific fund	Article 44 §1 (a)	Instituto de Desenvolvimento Empresarial, IP - RAM Funchal	2008	1.39	1.18	0.21	0.00	0.00	181				181	1.38				1.38	1.18					1.18

TOTAL OP contributions provided	from MA to HF's	444.76	346.38	92.37	6.01	12.49					0.00				0.00													
	from HFs to specific funds	416.86	235.76	85.50	95.60	5.63	7884.00	98.00	3818.00	280.00	3688.00	353.64	59.29	74.40	180.07	39.88	201.27	37.02	46.05	93.30	24.90							
	from MA directly to specific funds	31.92	29.23	2.69	0.00	0.02	1782.00		704.00		1078.00	31.85		14.94		16.92	29.90		13.83		16.07							

Romania

I. Description and identification of the entities which implement FEIs					II. Amounts of OP contributions paid to FEIs (HF or specific fund)					III. Investments made by FEIs in final recipients																	
1	2	3	4		5	6	7=8+9+10	8	9	10	11	12=13+14+15+16	13	14	15	16	17=18+19+20+21	18	19	20	21	22=23+24+25+26	23	24	25	26	
No.	Name of the fund	Operational Programme(s)	Type of FEI		Fund manager	Fund set-up	Amounts of OP contributions paid to the fund or set aside in case of guarantees (HF or specific fund)	out of which			Management costs and fees	Total number of financial products offered	out of which				OP contributions invested in final recipients	out of which				SF contributions invested in final recipients	out of which				
			a) HF/specific fund	b) Article 44, §1 (a) or (b) or (c)				Structural Funds	National public co-financing	National private co-financing			loans	guarantees	equity / venture capital	other products		loan	guarantee	equity / venture capital	other product		loan	guarantee	equity / venture capital	other product	
1	JEREMIE ROMANIA HOLDING FUND	2007RO161PO002	HF	-	European Investment Fund	2008	150.00	129.00	21.00	0.00	6.74																
1.1	First Loss Portfolio Guarantee	2007RO161PO002	specific fund	Article 44 §1 (a)	Banca Comerciala Romana (BCR), Bucharest Raiffeisen Bank, Bucharest Unicredit Trianon Bank, Bucharest	2010	62.00	53.32	8.68	0.00	0.00	2864		2864			55.38		55.38			47.63		47.63			
1.2	Portfolio risk Sharing Loan	2007RO161PO002	specific fund	Article 44 §1 (a)	ProCredit Bank S.A., Bucharest Banca Transilvania, Cluj BRD - Société Générale Group S.A., Bucharest Raiffeisen, Bucharest CEC Bank, Bucharest	2013	74.74	64.28	10.46	0.00	0.00	742	742				59.65	59.65				51.30	51.30				
1.3	Risk Capital Fund	2007RO161PO002	specific fund	Article 44 §1 (a)	Catalyst Romania SICAR Luxembourg	2011	10.56	9.08	1.48	0.00	0.88	4			4		2.60			2.60		2.24			2.24		

TOTAL OP contributions provided	from MA to HF's	150.00	129.00	21.00	0.00	6.74						0.00	0.00	0.00	0.00													
	from HF's to specific funds	147.30	126.68	20.62	0.00	0.88	3610.00	742.00	2864.00	4.00	0.00	117.63	59.65	55.38	2.60		101.16	51.30	47.63	2.24								
	from MA directly to specific funds														0.00													

Sweden

I. Description and identification of the entities which implement FEIs						II. Amounts of OP contributions paid to FEIs (HF or specific fund)					III. Investments made by FEIs in final recipients															
1	2	3	4		5	6	7=8+9+10	8	9	10	11	12=13+14+15+16	13	14	15	16	17=18+19+20+21	18	19	20	21	22=23+24+25+26	23	24	25	26
No.	Name of the fund	Operational Programme(s)	Type of FEI		Fund manager	Fund set-up	Amounts of OP contributions paid to the fund or set aside in case of guarantees (HF or specific fund)	out of which			Management costs and fees	Total number of financial products offered	out of which				OP contributions invested in final recipients	out of which				SF contributions invested in final recipients	out of which			
			a) HF/specific fund	b) Article 44, §1 (a) or (b) or (c)				Structural Funds	National public co-financing	National private co-financing			loans	guarantees	equity / venture capital	other products		loan	guarantee	equity / venture capital	other product		loan	guarantee	equity / venture capital	other product
1	Sydsvensk Entreprenörfond I AB (118011) - Stockholms län	2007SE162PO001	specific fund	Article 44 §1 (a)	Sydsvensk Entreprenörfond I AB (118011) public owned company - Stockholms län	2009	3.89	1.94	1.94	0.00	0.55	20			20		3.77			3.77		1.89			1.89	
2	Sydsvensk Entreprenörfond II AB (118013) - Lunds kommun, Skåne län	2007SE162PO001	specific fund	Article 44 §1 (a)	Sydsvensk Entreprenörfond II AB (118013) public owned company - Lunds kommun, Skåne län	2009	14.04	7.02	7.02	0.00	2.26	18			18		11.36			11.36		5.68			5.68	
3	Almi Invest Småland&Öarna AB (70384) Jönköping	2007SE162PO002	specific fund	Article 44 §1 (a)	Almi Invest Småland&Öarna AB (70384) public owned company - Jönköping	2009	12.53	4.97	7.56	0.00	1.99	38			38		10.28			10.28		4.08			4.08	
4	Almi Invest Västsvrige AB (70462)	2007SE162PO003	specific fund	Article 44 §1 (a)	Almi Invest Västsvrige AB (70462) public owned company	2009	23.42	6.86	16.55	0.00	2.39	48			48		17.00			17.00		4.98			4.98	
5	Almi Invest Östra Mellansverige AB (70468)	2007SE162PO004	specific fund	Article 44 §1 (a)	Almi Invest Östra Mellansverige AB (70468) public owned company	2009	19.00	9.45	9.56	0.00	2.04	39			39		14.43			14.43		7.18			7.18	
6	Almi Invest Stockholm AB (70527) - Östersund	2007SE162PO005	specific fund	Article 44 §1 (a)	Almi Invest Stockholm AB (70527) public owned company - Östersund	2009	15.91	7.89	8.01	0.00	1.56	28			28		12.44			12.44		6.18			6.18	
7	Almi Invest Norra Mellansverige AB(70571) - Östersund	2007SE162PO006	specific fund	Article 44 §1 (a)	Almi Invest Norra Mellansverige AB(70571) public owned company - Östersund	2009	11.34	5.61	5.72	0.00	1.59	25			25		8.21			8.21		4.06			4.06	
8	Almi Invest Värmland AB (70619) - Göteborg	2007SE162PO006	specific fund	Article 44 §1 (a)	Almi Invest Värmland AB (70619) public owned company - Göteborg	2009	4.97	2.48	2.48	0.00	0.91	12			12		3.75			3.75		1.88			1.88	
9	Mittkapital i Jämtland Västernorrland	2007SE162PO007	specific fund	Article 44 §1 (a)	Mittkapital i Jämtland Västernorrland public authority	2009	19.44	9.72	9.72	0.00	3.37	14			14		15.49			15.49		7.75			7.75	
10	Saminvest (Mittsverige) 68261 - Härnösand	2007SE162PO007	specific fund	Article 44 §1 (a)	Saminvest (Mittsverige) 68261 public owned company Härnösand	2009	12.96	6.48	6.48	0.00	1.54	35			35		10.20			10.20		5.10			5.10	
11	Partnerinvest i norr AB (119148) - Piteå	2007SE162PO008	specific fund	Article 44 §1 (a)	Partnerinvest i norr AB (119148) public owned company - Piteå	2009	19.33	9.62	9.71	0.00	2.85	37			37		14.39			14.39		7.16			7.16	

TOTAL OP contributions provided	from MA to HF's											0.00	0.00		0.00												
	from HF's to specific funds											0.00	0.00		0.00												
	from MA directly to specific funds	156.80	72.05	84.76	0.00	21.06	314.00	0.00	0.00	314.00	0.00	121.33	0.00		121.33				121.33		55.93			55.93			

Slovenia

I. Description and identification of the entities which implement FEIs						II. Amounts of OP contributions paid to FEIs (HF or specific fund)					III. Investments made by FEIs in final recipients																
1	2	3	4		5	6	7=8+9+10	8	9	10	11	12=13+14+15+16	13	14	15	16	17=18+19+20+21	18	19	20	21	22=23+24+25+26	23	24	25	26	
No.	Name of the fund	Operational Programme(s)	Type of FEI		Fund manager	Fund set-up	Amounts of OP contributions paid to the fund or set aside in case of guarantees (HF or specific fund)	out of which			Management costs and fees	Total number of financial products offered	out of which				OP contributions invested in final recipients	out of which				SF contributions invested in final recipients	out of which				
			a) HF/specific fund	b) Article 44, §1 (a) or (b) or (c)				Structural Funds	National public co-financing	National private co-financing			loans	guarantees	equity / venture capital	other products		loan	guarantee	equity / venture capital	other product		loan	guarantee	equity / venture capital	other product	
1	PROGRAMME OF FINANCIAL ENGINEERING INSTRUMENTS (PIFI) WITHIN SLOVENE ENTERPRISE FUND (SEF), MARIBOR	2007SI161PO001	HF	-	Slovene Enterprise Fund, Ulica Kneza Kocja 22, 2000 Maribor, Slovenia	2009	80.84	68.71	12.13	0.00	2.04																
1.1	Guarantee Fund	2007SI161PO001	specific fund	Article 44 §1 (a)	Slovene enterprise fund, Ulica kneza Kocja 22, 2000 Maribor, Slovenia	2009	44.80	38.08	6.72	0.00	0.65	2252	425	901	25	901	69.08		24.21	23.30	21.57	48.61		20.58	9.71	18.33	
2	Guarantee fund for bank loans with subsidy of interest rate	2007SI161PO001	specific fund	Article 44 §1 (a)	Slovene Enterprise Fund; legal status: public financial institution of the Republic of Slovenia; registered place: Maribor, Slovenia	2009	42.66	36.26	6.40	0.00	0.00	910		910			42.66		42.66			36.26		36.26			

TOTAL OP contributions provided	from MA to HF's	80.84	68.71	12.13	0.00	2.04		0.00		0.00	0.00																
	from HFs to specific funds	44.80	38.08	6.72	0.00	0.65	2252.00	425.00	901.00	25.00	901.00	69.08		24.21	23.30	21.57	48.61		20.58	9.71	18.33						
	from MA directly to specific funds	42.66	36.26	6.40	0.00	0.00	910.00		910.00			42.66		42.66			36.26		36.26								

## Slovakia

I. Description and identification of the entities which implement FEIs						II. Amounts of OP contributions paid to FEIs (HF or specific fund)					III. Investments made by FEIs in final recipients																			
1	2	3	4		5	6	7=8+9+10	8	9	10	11	12=13+14+15+16	13	14	15	16	17=18+19+20+21	18	19	20	21	22=23+24+25+26	23	24	25	26				
No.	Name of the fund	Operational Programme(s)	Type of FEI		Fund manager	Fund set-up	Amounts of OP contributions paid to the fund or set aside in case of guarantees (HF or specific fund)	out of which			Management costs and fees	Total number of financial products offered	out of which				OP contributions invested in final recipients	out of which				SF contributions invested in final recipients	out of which							
			a) HF/specific fund	b) Article 44, §1 (a) or (b) or (c)				Structural Funds	National public co-financing	National private co-financing			loans	guarantees	equity / venture capital	other products		loan	guarantee	equity / venture capital	other product		loan	guarantee	equity / venture capital	other product				
1	JEREMIE HOLDING FUND SLOVAKIA THROUGH SLOVENSKY ZARUCNY A ROZVOJOVY FOND, S.R.O., REGISTERED SEAT IN BRATISLAVA	2007SK161PO006	HF	-	European Investment Fund	2009	67.06	57.00	10.06	0.00	5.52																			
		2007SK162PO001					3.53	3.00	0.53	0.00	0.23																			
		2007SK16UPO001					29.41	25.00	4.41	0.00	2.38																			
1.1	n/a	2007SK161PO006	specific fund	Article 44 §1 (a)	OTP Banka Slovensko, a.s., Bratislava; Sberbank Slovensko, a. s., Bratislava		3.50	2.98	0.53	0.00	0.00																			
1.2	n/a	2007SK161PO006	specific fund	Article 44 §1 (a)	Slovenská záručná a rozvojová banka, a.s., Bratislava; Slovenská sporiteľňa, a.s., Bratislava; UniCredit Bank Czech Republic and Slovakia a.s., Bratislava; Tatra banka a.s., Bratislava	2013	0.00	0.00	0.00	0.00	0.00	175	17	158	0	0	9.69	1.53	8.16	0.00	0.00	8.24	1.30	6.94	0.00	0.00				
1.3	n/a	2007SK162PO001	specific fund	Article 44 §1 (a)	n/a	-	0.00	0.00	0.00	0.00	0.00	0	0	0	0	0	0.00	0.00	0.00	0.00	0.00	0.00	0.00	0.00	0.00	0.00	0.00			
1.4	JEREMIE Co-investment Fund Paulinyho 8 811 02 Bratislava Slovakia	2007SK16UPO001	specific fund	Article 44 §1 (a)	Limerock Fund Manager Planét 5 821 02 Bratislava Slovakia	2014	0.20	0.17	0.03	0.00	0.20	0				0	0	0.00			0.00	0.00	0.00			0.00	0.00			
1.5	Slovak Venture Fund, Slovak Venture Fund S.C.A., SICAR 11, avenue Emile Reuter L-2420 Luxembourg	2007SK16UPO001	specific fund	Article 44 §1 (a)	Neulogy Ventures, Ilkovičova 2, 841 04 Bratislava, Slovakia	2014	2.88	2.45	0.43	0.00	0.31	8	0	0	8	0	1.84	0.00	0.00	1.84	0.00	1.56	0.00	0.00	1.56	0.00				
2	JESSICA Štátny fond rozvoja bývania (The State Housing Development Fund)	2007SK161PO003	specific fund	Article 44 §1 (c)	Štátny fond rozvoja bývania Lamačská cesta č. 8 833 04 Bratislava 37	2013	8.00	6.80	1.20		0.00	55	55				7.97	7.97				6.77	6.77							
		2007SK162PO001					3.53	3.00	0.53		0.00	17	17				3.52	3.52						2.99	2.99					

TOTAL OP contributions provided	from MA to HF's	100.00	85.00	15.00	0.00	8.13																					
	from HF's to specific funds	6.58	5.60	0.99	0.00	0.51	183.00	17.00	158.00	8.00	0.00	11.53	1.53	8.16	1.84	0.00	9.80	1.30	6.94	1.56	0.00						
	from MA directly to specific funds	11.53	9.80	1.73		0.00	72.00	72.00				11.48	11.48				9.76	9.76									

The United Kingdom

I. Description and identification of the entities which implement FEIs						II. Amounts of OP contributions paid to FEIs (HF or specific fund)					III. Investments made by FEIs in final recipients																
1	2	3	4		5	6	7=8+9+10	8	9	10	11	12=13+14+15+16	13	14	15	16	17=18+19+20+21	18	19	20	21	22=23+24+25+26	23	24	25	26	
No.	Name of the fund	Operational Programme(s)	Type of FEI		Fund manager	Fund set-up	Amounts of OP contributions paid to the fund or set aside in case of guarantees (HF or specific fund)	out of which			Management costs and fees	Total number of financial products offered	out of which				OP contributions invested in final recipients	out of which				out of which					
			a) HF/specific fund	b) Article 44 §1 (a) or (b) or (c)				Structural Funds	National public co-financing	National private co-financing			loans	guarantees	equity / venture capital	other products		loan	guarantee	equity / venture capital	other product	SF contributions invested in final recipients		out of which			
																								loan	guarantee	equity / venture capital	other product
1	Highland Business Growth Fund	2007UK161PO001	specific fund	Article 44 §1 (a)	Highland Opportunity Ltd 81A Castle Street Inverness IV2 3EA	2009	0.74	0.29	0.44	0.00	0.03	20	20				0.74	0.74				0.29	0.29				
2	Highlands & Islands SCFI Fund	2007UK161PO001	specific fund	Article 44 §1 (a)	Scottish Enterprise, Glasgow, G2 6HQ	2009	5.93	2.37	3.56	0.00	0.01	15	6			9	8.79	3.95		4.84		6.42	1.58		4.84		
3	Scottish Investment Bank Loans Fund	2007UK161PO001	specific fund	Article 44 §1 (a)	Maven Capital Partners UK LLP, Glasgow, G2 5LW	2011	4.03	0.47	3.56	0.00	0.00	0	0				0.00	0.00				0.00	0.00				
4	FINANCE WALES PLC, CARDIFF	2007UK161PO002	HF	-	Finance Wales plc, Wales, Cardiff	2009	104.94	52.47	0.00	52.47	0.00																
		65.51					20.78	16.47	28.25	0.00																	
4.1	JEREMIE, Cardiff	2007UK161PO002	specific fund	Article 44 §1 (a)	Finance Wales Investments Ltd, a wholly owned subsidiary of Finance Wales plc, Cardiff	2009	104.94	52.47	0.00	52.47	10.56	332	269			63	95.41	37.76		57.66		48.71	19.16		29.55		
		65.51					20.78	16.47	28.25	5.69	242	186			56	61.88	22.09		39.79		17.19	4.11		13.07			
5	SOUTH WEST LOAN FUND, TRURO	2007UK161PO003	HF	-	South West Investment Group (Capital) Ltd, Truro	2009	5.14	3.79	1.35	0.00	0.00																
		8.50					4.25	4.25	0.00	0.00																	
5.1	South West Loan Fund Convergence, Truro	2007UK161PO003	specific fund	Article 44 §1 (a)	FC Fund Managers Ltd, Truro and SWIG Services Ltd, Truro	2010	5.06	3.79	1.26	0.00	0.00	121	121				7.49	7.49				3.79	3.79				
		6.66					3.33	3.33	0.00	0.00	137	137				8.94	8.94				3.33	3.33					
5.2	South West Microcredit Fund, Truro	2007UK162PO011	specific fund	Article 44 §1 (a)	SWIG Services Ltd, Truro	2010	1.53	0.92	0.61	0.00	0.00	199	199				1.12	1.12				0.68	0.68				
6	"JESSICA HF SCOTLAND 98 - 100 BLVD KONRAD ADENAUER L-2950 LUXEMBOURG"	2007UK162PO001	HF	-	European Investment Bank	2010	60.00	28.80	31.20	0.00	1.28																
6.1	"The Scottish Partnership for Regeneration in Urban Centres (SPRUCE) - Amber Fund Management Limited, Two London Bridge, London, SE1 9RA"	2007UK162PO001	specific fund	Article 44 §1 (b)	Amber Fund Management Limited, Two London Bridge, London, SE1 9RA	2011	17.75	8.52	9.23	0.00	0.97	2	2			0	3.89	3.89		0.00		3.89	3.89		0.00		
7	East of Scotland Investment Fund	2007UK162PO001	specific fund	Article 44 §1 (a)	WSLF Management Services Ltd, London Road, Kilmarnock, KA3 7BU	2010	7.14	2.59	2.40	2.14	0.59	73	73				1.26	1.26				1.26	1.26				
8	Scottish Co-Investment Fund II	2007UK162PO001	specific fund	Article 44 §1 (a)	Scottish Enterprise, Glasgow, G2 6HQ	2008	77.61	29.61	48.00	0.00	0.39	520	143			377	56.80	11.59		45.20		22.71	4.64		18.08		
9	Scottish Investment Bank Loans Fund	2007UK162PO001	specific fund	Article 44 §1 (a)	Maven Capital Partners UK LLP, Glasgow, G2 5LW	2011	61.30	8.90	36.00	16.40	0.84	8	8				9.11	9.11				3.64	3.64				
10	Scottish Venture Fund	2007UK162PO001	specific fund	Article 44 §1 (a)	Scottish Enterprise - Glasgow G2 6HQ	2009	54.72	21.72	33.00	0.00	0.30	81	30			51	37.68	9.41		28.27		15.07	3.76		11.31		
11	West of Scotland Loan Fund	2007UK162PO001	specific fund	Article 44 §1 (a)	West of Scotland Loan Fund, London Road Centre, London Road, Kilmarnock, KA3 7BU	2009	17.84	7.14	5.35	5.35	0.00	353	353				12.07	12.07				4.83	4.83				

The United Kingdom

I. Description and identification of the entities which implement FEIs						II. Amounts of OP contributions paid to FEIs (HF or specific fund)					III. Investments made by FEIs in final recipients																
1	2	3	4		5	6	7=8+9+10	8	9	10	11	12=13+14+15+16	13	14	15	16	17=18+19+20+21	18	19	20	21	22=23+24+25+26	23	24	25	26	
No.	Name of the fund	Operational Programme(s)	Type of FEI		Fund manager	Fund set-up	Amounts of OP contributions paid to the fund or set aside in case of guarantees (HF or specific fund)	out of which			Management costs and fees	Total number of financial products offered	out of which				OP contributions invested in final recipients	out of which				SF contributions invested in final recipients	out of which				
			a) HF/specific fund	b) Article 44 §1 (a) or (b) or (c)				Structural Funds	National public co-financing	National private co-financing			loans	guarantees	equity / venture capital	other products		loan	guarantee	equity / venture capital	other product		loan	guarantee	equity / venture capital	other product	
12	South East Sustainability Loan Fund (SESLF), The FSE Group, Riverside House, 4 Meadows Business Park, Station Approach, Blackwater, Surrey GU17 9AB	2007UK162PO002	specific fund	Article 44 §1 (a)	James Edwards (Fund Manager), South East Sustainability Loan Fund, The FSE Group, Riverside House, 4 Meadows Business Park, Station Approach, Blackwater, Surrey GU17 9AB	2009	4.39	2.19	2.19		0.08	24	24				1.04	1.04				1.04	1.04				
13	Co-Investment Fund, Invest NI, Bedford Square, Bedford Street, Belfast BT2 7ES	2007UK162PO003	specific fund	Article 44 §1 (a)	Clarendon Fund Managers Ltd, 8th Floor, City Exchange, 11-13 Gloucester Street, Belfast BT1 4LS	2012	15.96	7.98	0.00	7.98	0.00	36				36	15.96			15.96		7.98				7.98	
14	LOW CARBON INNOVATION FUND (LCIF), UNIVERSITY OF EAST ANGLIA, THE REGISTRY, UNIVERSITY OF EAST ANGLIA, EALHAM ROAD, NORWICH, NORFOLK, NR4 7TJ.	2007UK162PO004	HF	-	University of East Anglia (A charity) The Registry, University of East Anglia, Ealham Road, Norwich, Norfolk, NR4 7TJ.	2009	24.83	24.83	0.00	0.00	3.99																
14.1	Early stage equity investments (Low Carbon Innovation Fund, Norfolk)	2007UK162PO004	specific fund	Article 44 §1 (a)	Turquoise International Ltd, 2 Lambeth Hill, London, EC4V 4GG. (Limited Company Registered 799081867 at this address.)	2010	43.10	16.23	0.67	26.21	1.65	30				30	16.23			16.23							
15	FINANCE FOR BUSINESS NORTH EAST (UK), NORTH EAST FINANCE (HOLDCO) LTD, 1 ST JAMES GATE, NEWCASTLE UPON TYNE, NE1 4AD, UK	2007UK162PO005	HF	-	North East Finance (Holdco) Ltd, 1 St James Gate, Newcastle upon Tyne, NE1 4AD, UK	2009	162.57	61.89	29.38	71.30	29.77																
15.1	NE Accelerator Fund, Northstar Equity Investors Limited (via Northstar Ventures), 5th Floor, Maybrook House, 27-35 Grainger Street, Newcastle upon Tyne, NE1 5JE	2007UK162PO005	specific fund	Article 44 §1 (a)	Northstar Equity Investors Limited (via Northstar Ventures), 5th Floor, Maybrook House, 27-35 Grainger Street, Newcastle upon Tyne, NE1 5JE	2010	30.36	10.75	4.43	15.18	4.73	70				70	30.36			30.36		10.75				10.75	
15.2	NE Angel Fund, Rivers Capital Partners Limited, 34 Moor Crescent, Gosforth, Newcastle upon Tyne, NE3 4AP	2007UK162PO005	specific fund	Article 44 §1 (a)	Rivers Capital Partners Limited, 34 Moor Crescent, Gosforth, Newcastle upon Tyne, NE3 4AP	2010	9.74	3.45	1.42	4.87	1.94	58				58	9.74			9.74		3.45				3.45	
15.3	NE Growth Fund, NEL Fund Managers Limited, Akenside Studios, 3 Akenside Hill, Newcastle upon Tyne, NE1 3UF	2007UK162PO005	specific fund	Article 44 §1 (a)	NEL Fund Managers Limited, Akenside Studios, 3 Akenside Hill, Newcastle upon Tyne, NE1 3UF	2010	26.29	9.31	3.84	13.14	3.08	82				82	26.29			26.29		9.31				9.31	
15.4	NE Growth Plus Fund, FW Capital Limited, Oakleigh House, 14-16 Park Place, Cardiff, CF10 3DQ	2007UK162PO005	specific fund	Article 44 §1 (a)	FW Capital Limited, Oakleigh House, 14-16 Park Place, Cardiff, CF10 3DQ	2010	20.46	7.24	2.99	10.23	2.03	28				28	20.46			20.46		7.24				7.24	



The United Kingdom

I. Description and identification of the entities which implement FEIs						II. Amounts of OP contributions paid to FEIs (HF or specific fund)					III. Investments made by FEIs in final recipients																	
1	2	3	4		5	6	7=8+9+10	8	9	10	11	12=13+14+15+16	13	14	15	16	17=18+19+20+21	18	19	20	21	22=23+24+25+26	23	24	25	26		
No.	Name of the fund	Operational Programme(s)	Type of FEI		Fund manager	Fund set-up	Amounts of OP contributions paid to the fund or set aside in case of guarantees (HF or specific fund)	out of which			Management costs and fees	Total number of financial products offered	out of which				OP contributions invested in final recipients	out of which				SF contributions invested in final recipients	out of which					
			a) HF/specific fund	b) Article 44 §1 (a) or (b) or (c)				Structural Funds	National public co-financing	National private co-financing			loans	guarantees	equity / venture capital	other products		loan	guarantee	equity / venture capital	other product		loan	guarantee	equity / venture capital	other product		
15.5	NE Micro Loan Fund, Tyne & Wear Enterprise Trust Ltd (via Entrust), Portman House, Portland Road, Newcastle upon Tyne, NE2 1AQ	2007UK162PO005	specific fund	Article 44 §1 (a)	Tyne & Wear Enterprise Trust Ltd (via Entrust), Portman House, Portland Road, Newcastle upon Tyne, NE2 1AQ	2011	5.04	1.78	0.74	2.52	1.20	327	327				5.04	5.04				1.78	1.78					
15.6	North East Proof of Concept Fund, Northstar Equity Investors Limited (via Northstar Ventures), 5th Floor, Maybrook House, 27-35 Grainger Street, Newcastle upon Tyne, NE1 5JE	2007UK162PO005	specific fund	Article 44 §1 (a)	Northstar Equity Investors Limited (via Northstar Ventures), 5th Floor, Maybrook House, 27-35 Grainger Street, Newcastle upon Tyne, NE1 5JE	2010	18.17	6.43	2.65	9.08	3.59	126			126		18.17			18.17		6.43			6.43			
15.7	North East Technology Fund, IP Group Plc, 24 Cornhill London EC3V 3ND	2007UK162PO005	specific fund	Article 44 §1 (a)	IP Group Plc, 24 Cornhill London EC3V 3ND	2010	29.30	10.37	4.28	14.65	4.79	62			62		29.30			29.30		10.37			10.37			
16	North East Creative Content Fund, Level 10, Baltic Place West, South Shore Road, Gateshead, NE8 3AE	2007UK162PO005	specific fund	Article 44 §1 (a)	Northern Film and Media (Holdco) Limited, North East Creative Content Fund, Level 10, Baltic Place West, South Shore Road, Gateshead, NE8 3AE	2009	5.35	2.67	2.67	0.00	0.00	18	1		17		5.35	0.33		5.01		2.67	0.17		2.51			
17	<b>LONDON GREEN FUND, LUXEMBOURG</b>	2007UK162PO006	HF	-	<b>European Investment Bank</b>	<b>2009</b>	<b>152.39</b>	76.19	<b>76.19</b>	<b>0.00</b>	3.98																	
17.1	Foresight Environmental Fund (FEF), Kent	2007UK162PO006	specific fund	Article 44 §1 (b)	Foresight Group LLP, Kent	2011	44.45	22.22	22.22	0.00	2.83	11			11		35.93			35.93		17.96			17.96			
17.2	London Energy Efficiency Fund (LEEF), London	2007UK162PO006	specific fund	Article 44 §1 (b)	Amber Infrastructure Ltd, London	2011	63.50	31.75	31.75	0.00	3.71	5	5				52.43	52.43				26.22	26.22					
18	<b>LONDON SME INVESTMENT FUND, LONDON</b>	2007UK162PO006	HF	-	<b>SME Wholesale Finance (London) Ltd, UK, London</b>	<b>2012</b>	<b>21.39</b>	10.70	<b>3.56</b>	<b>7.14</b>	0.14																	
18.1	MMC London Fund, London	2007UK162PO006	specific fund	Article 44 §1 (a)	MMC Ventures, London	2012	16.98	8.49	2.65	5.85	0.84	30			30		16.15			16.15		8.07			8.07			
19	Advantage Early Growth Fund Limited, 3 Coventry Innovation Village, Cheetah Road, Coventry CV1 2TL	2007UK162PO007	specific fund	Article 44 §1 (a)	Advantage Early Growth Fund Limited, Legal Status: Company limited by shares PO Box 8002, Coalville, LE67 0AE	2010	16.42	2.94	0.00	13.48	0.07	33			33		16.30			16.30		2.83			2.83			
20	Advantage Early Stage Equity Fund, Early Advantage LP, Cavendish House, 39-41 Waterloo Street, Birmingham B2 5PP	2007UK162PO007	specific fund	Article 44 §1 (a)	Midven Ltd Legal Status: Limited Partnership Cavendish House, 39-41 Waterloo Street, Birmingham B2 5PP	2009	17.51	4.96	2.80	9.76	0.00	110			110		17.57			17.57		5.47			5.47			
21	Advantage Media Production Fund Creative England Limited St. Bartholomews Court, Lewins Mead, Bristol BS1 5BT	2007UK162PO007	specific fund	Article 44 §1 (a)	Creative England Limited Legal Status: Company limited by guarantee St. Bartholomews Court, Lewins Mead, Bristol BS1 5BT	2009	3.72	1.86	1.24	0.62	0.00	11			11		3.26			3.26		1.59			1.59			

The United Kingdom

I. Description and identification of the entities which implement FEIs					II. Amounts of OP contributions paid to FEIs (HF or specific fund)						III. Investments made by FEIs in final recipients																		
1	2	3	4		5	6	7=8+9+10	8	9	10	11	12=13+14+15+16	13	14	15	16	17=18+19+20+21	18	19	20	21	22=23+24+25+26	23	24	25	26			
No.	Name of the fund	Operational Programme(s)	Type of FEI		Fund manager	Fund set-up	Amounts of OP contributions paid to the fund or set aside in case of guarantees (HF or specific fund)	out of which			Management costs and fees	Total number of financial products offered	out of which				OP contributions invested in final recipients	out of which				SF contributions invested in final recipients	out of which						
			a) HF/specific fund	b) Article 44 §1 (a) or (b) or (c)				Structural Funds	National public co-financing	National private co-financing			loans	guarantees	equity / venture capital	other products		loan	guarantee	equity / venture capital	other product		loan	guarantee	equity / venture capital	other product			
22	ART (Aston Reinvestment Trust) 69 Aston Road North, Birmingham, B6 4EA	2007UK162PO007	specific fund	Article 44 §1 (c)	ART Share (Social Help Association for Reinvesting in Enterprise) Ltd trading as ART (Aston Reinvestment Trust) Legal Status: Industrial & Provident Society 69 Aston Road North, Birmingham, B6 4EA	2009	3.10	1.42	0.68	1.01	0.04	119	119					3.07	3.07					1.40	1.40				
23	Black Country Reinvestment Trust, Wolverhampton Science Park, Technology Centre, Glaisher Drive, Wolverhampton, West Midlands, WV10 9RU	2007UK162PO007	specific fund	Article 44 §1 (c)	Black Country Reinvestment Society, Legal status: Industrial & Provident Society Wolverhampton Science Park, Technology Centre, Glaisher Drive, Wolverhampton, West Midlands, WV10 9RU	2009	8.01	3.73	2.14	2.14	0.04	229	229					7.97	7.97					3.71	3.71				
24	Coventry & Warwickshire Small Business Loans City Centre & Development Services Division Place Directorate Coventry City Council Civic Centre 4, Floor 7 Much Park Street Coventry CV1 2PY	2007UK162PO007	specific fund	Article 44 §1 (c)	Coventry & Warwickshire Reinvestment Trust, Legal Status: Company Limited by Guarantee Suite 23, Block 1, Cophall House, Station Square, Coventry, CV1 2FY	2013	0.84	0.40	0.00	0.44	0.02	13	13					0.84	0.84					0.40	0.40				
25	Coventry & Warwickshire Reinvestment Trust, Suite 23, Block 1, Cophall House, Station Square, Coventry, CV1 2FY	2007UK162PO007	specific fund	Article 44 §1 (c)	Coventry & Warwickshire Reinvestment Trust, Legal Status: Company Limited by Guarantee Suite 23, Block 1, Cophall House, Station Square, Coventry, CV1 2FY	2009	1.62	0.75	0.19	0.69	0.04	85	85					1.59	1.59					0.73	0.73				
26	Enterprise 1830 - Small Business Loans The Prince's Trust 18 Park Square East, London, NW1 4LH	2007UK162PO007	specific fund	Article 44 §1 (c)	Name: The Prince's Trust Legal Status: Charity 18 Park Square East, London, NW1 4LH	2012	1.12	0.56	0.00	0.56	0.04	300	300					1.07	1.07					0.54	0.54				
27	Exceed Midlands Advantage Fund, The Exceed Partnership LP Cavendish House, 39-41 Waterloo Street, Birmingham B2 5PP	2007UK162PO007	specific fund	Article 44 §1 (a)	Midven Ltd Legal Status: Limited Partnership Cavendish House, 39-41 Waterloo Street, Birmingham B2 5PP	2009	20.83	9.29	2.11	9.43	2.82	74				74		15.29						7.64			7.64		
28	Marches Rural Reinvest Trust Ltd The Garden House, Queen Elizabeth Drive, Pershore Worcestershire WR10	2007UK162PO007	specific fund	Article 44 §1 (c)	Marches Rural Reinvest Trust Ltd trading as Impetus Legal Status: Company Limited by Guarantee The Garden House, Queen Elizabeth Drive, Pershore, Worcestershire WR10	2009	3.24	1.50	0.89	0.86	0.04	101	101					3.20	3.20					1.48	1.48				
29	Staffordshire & Stoke Business Loan Fund, Black Country Reinvestment Trust, Wolverhampton Science Park, Technology Centre, Glaisher Drive, Wolverhampton, West Midlands, WV10 9RU	2007UK162PO007	specific fund	Article 44 §1 (c)	Black Country Reinvestment Society, Legal status: Industrial & Provident Society Wolverhampton Science Park, Technology Centre, Glaisher Drive, Wolverhampton, West Midlands, WV10 9RU	2013	1.64	0.82	0.82	0.00	0.00	10	10					1.64	1.64					0.82	0.82				

The United Kingdom

I. Description and identification of the entities which implement FEIs						II. Amounts of OP contributions paid to FEIs (HF or specific fund)					III. Investments made by FEIs in final recipients																				
1	2	3	4		5	6	7=8+9+10	8	9	10	11	12=13+14+15+16	13	14	15	16	17=18+19+20+21	18	19	20	21	22=23+24+25+26	23	24	25	26					
No.	Name of the fund	Operational Programme(s)	Type of FEI		Fund manager	Fund set-up	Amounts of OP contributions paid to the fund or set aside in case of guarantees (HF or specific fund)	out of which			Management costs and fees	Total number of financial products offered	out of which				OP contributions invested in final recipients	out of which				SF contributions invested in final recipients	out of which								
			a) HF/specific fund	b) Article 44 §1 (a) or (b) or (c)				Structural Funds	National public co-financing	National private co-financing			loans	guarantees	equity / venture capital	other products		loan	guarantee	equity / venture capital	other product		loan	guarantee	equity / venture capital	other product					
30	The Mercia Fund 1, Mercia Fund Management Ltd, Wellington House, 31-34 Waterloo Street, Birmingham B2 5TJ	2007UK162PO007	specific fund	Article 44 §1 (a)	Mercia Fund Management Ltd Legal Status: Limited Partnership Wellington House, 31-34 Waterloo Street, Birmingham B2 5TJ	2012	2.86	1.43	0.00	1.43	0.08	11				11					2.50					1.17				1.17	
31	The Prince's Trust 18 Park Square East, London, NW1 4LH	2007UK162PO007	specific fund	Article 44 §1 (c)	Name: The Prince's Trust Legal Status: Charity 18 Park Square East, London, NW1 4LH	2009	2.78	1.39	0.45	0.94	0.11	741	741									2.67	2.67				1.33	1.33			
32	West Midlands Production Fund (2013), Creative England Ltd, Creative England, St Bartholomews Court, Lewins Mead, Bristol BS1 5BT	2007UK162PO007	specific fund	Article 44 §1 (a)	Creative England Limited Legal Status: Company limited by guarantee Creative England, St Bartholomews Court, Lewins Mead, Bristol BS1 5BT	2013	6.23	0.97	3.49	1.77	0.08	2				2						1.86					0.93			0.93	
33	WS Business Loan Fund, Marches Rural Reinvest Trust Ltd The Garden House, Queen Elizabeth Drive, Pershore, Worcestershire WR10	2007UK162PO007	specific fund	Article 44 §1 (c)	Marches Rural Reinvest Trust Ltd Legal Status: Company Limited by Guarantee The Garden House, Queen Elizabeth Drive, Pershore, Worcestershire	2013	0.77	0.39	0.39	0.00	0.03	24	24									0.74	0.74				0.37	0.37			
34	EIB 100 BOULEVARD HONRAD ADENAUER, L-2950 LUXEMBOURG-KIRCHBERG PRIORITY 3	2007UK162PO008	HF	-	Euroopean Investment Bank	2009	63.87	31.93	31.93	0.00	1.88																				
		69.23					34.62	34.62	0.00	1.88																					
34.1	Chrysalis limited Partnership c/o Igloo Regeneration Priority 3 Hope Mill, 113 Pollard Street Manchester, M4 7JA	2007UK162PO008	specific fund	Article 44 §1 (b)	Chrysalis limited Partnership c/o Igloo Regeneration Priority 3 Hope Mill, 113 Pollard Street Manchester, M4 7JA Limited Partnership	2012	22.59	16.50	6.09	0.00	1.41	1	1									1.32	1.32				0.66	0.66			
		19.13					16.50	2.63	0.00	1.31	2	2													0.00	0.00				0.00	0.00
34.2	Northwest Evergreen LLP Priority 3 Town Hall, Albert Square Manchester, M60 2LA	2007UK162PO008	specific fund	Article 44 §1 (b)	Northwest Evergreen LLP Priority 3 Town Hall, Albert Square Manchester, M60 2LA Limited Partnership	2011	22.73	10.63	12.09	0.00	0.00	3	3									3.21	3.21				2.65	2.65			
		31.56					10.61	20.95	0.00	0.00	2	2													4.61	4.61				2.30	2.30
35	NORTHWEST BUSINESS FINANCE LIMITED THE MALTINGS, 98 WILDERSPOOL CAUSEWAY WARRINGTON, WA4 6PU PRIORITY 1 and PRIORITY 2	2007UK162PO008	HF	-	Northwest Business Finance Limited The Maltings, 98 Wilderspool Causeway Warrington, WA4 6PU	2009	102.91	51.46	0.00	51.46	0.00																				
							92.81	46.41	0.00	46.41	0.00																				
35.1	Biomedical Fund - Northwest Priority 1 and Priority 2	2007UK162PO008	specific fund	Article 44 §1 (a)	Spark Impact Liverpool Science Park 131 Mount Pleasant Liverpool L3 5TF	2010	3.10	1.55	0.00	1.55	1.55	5										3.10					1.55			1.55	
							27.44	13.72	0.00	13.72	1.55	48														27.44					13.72
35.2	Digital & Creative Fund Northwest Priority 1 and Priority 2	2007UK162PO008	specific fund	Article 44 §1 (a)	AXM 57G Randolph Avenue London W9 1BQ	2010	0.95	0.47	0.00	0.47	1.16	3										0.95					0.47			0.47	
							13.15	6.57	0.00	6.57	1.16	32														13.15					6.57
35.3	Energy & Environmental Fund Northwest Priority 1 and Priority 2	2007UK162PO008	specific fund	Article 44 §1 (a)	350IP 4th Floor, Dorset House 27-45 Stamford Street London SE1 9NT	2010	8.30	4.15	0.00	4.15	1.30	10										8.30					4.15			4.15	
							10.11	5.05	0.00	5.05	1.30	9														10.11					5.05

The United Kingdom

I. Description and identification of the entities which implement FEIs						II. Amounts of OP contributions paid to FEIs (HF or specific fund)					III. Investments made by FEIs in final recipients																	
1	2	3	4		5	6	7=8+9+10	8	9	10	11	12=13+14+15+16	13	14	15	16	17=18+19+20+21	18	19	20	21	22=23+24+25+26	23	24	25	26		
No.	Name of the fund	Operational Programme(s)	Type of FEI		Fund manager	Fund set-up	Amounts of OP contributions paid to the fund or set aside in case of guarantees (HF or specific fund)	out of which			Management costs and fees	Total number of financial products offered	out of which				OP contributions invested in final recipients	out of which				out of which						
			a) HF/specific fund	b) Article 44 §1 (a) or (b) or (c)				Structural Funds	National public co-financing	National private co-financing			loans	guarantees	equity / venture capital	other products		loan	guarantee	equity / venture capital	other product	SF contributions invested in final recipients		out of which				
																						loan	guarantee	equity / venture capital	other product	loan	guarantee	equity / venture capital
35.4	Loans Plus Fund - Northwest Priority 1 and Priority 2	2007UK162PO008	specific fund	Article 44 §1 (a)	FW Capital The Plaza 100 Old Hall Street Liverpool L3 9QJ	2010	29.99	14.99	0.00	14.99	2.79	125	125					29.99	29.99				14.99	14.99				
							7.31	3.65	0.00	3.65	2.79	29	29					7.31	7.31					3.65	3.65			
35.5	Mezzanine Fund Northwest Priority 1 and Priority 2	2007UK162PO008	specific fund	Article 44 §1 (a)	Enterprise Ventures The Pinnacle Building 73-79 King Street Manchester M2 4NG	2010	8.21	4.10	0.00	4.10	1.80	6				6		8.21				8.21				4.10		4.10
							0.82	0.41	0.00	0.41	1.80	3				3		0.82				0.82				0.41		
35.6	Micro Loan Fund Priority 1 and Priority 2	2007UK162PO008	specific fund	Article 44 §1 (a)	Business Finance Solutions Lee House 90 Great Bridgewater Street Manchester M1 5JW Merseyside Special Investment Fund 2nd Floor 1 Dale Street Exchange Court Liverpool L2 2PP	2014	0.38	0.19	0.00	0.19	0.06	9	9					0.38	0.38				0.19	0.19				
							0.13	0.07	0.00	0.07	0.06	3	3					0.13	0.13					0.07	0.07			
35.7	Venture Capital Fund Northwest Priority 1 and Priority 2	2007UK162PO008	specific fund	Article 44 §1 (a)	Enterprise Ventures The Pinnacle Building 73-79 King Street Manchester M2 4NG	2010	13.10	6.55	0.00	6.55	1.92	26				26		13.10				13.10				6.55		6.55
							17.40	8.70	0.00	8.70	1.92	28				28		17.40				17.40				8.70		
36	Liverpool City Region Impact Fund Social Investment Business 1st Floor, Derbyshire House St Chads Street London WC1H 8AG	2007UK162PO008	specific fund	Article 44 §1 (a)	Social Investment Business 1st Floor, Derbyshire House St Chads Street London WC1H 8AG	2014	2.58	1.29	0.00	1.29	0.13	0	0				0.00	0.00				0.00	0.00					
37	Transitional Small Business Loan Fund X02040PR Priority 1 and Priority 2 Enterprise Fund Limited Business Finance Solutions Lee House, 90 Great Bridgewater Street Manchester, M1 5JW	2007UK162PO008	specific fund	Article 44 §1 (a)	Enterprise Fund Limited Business Finance Solutions Lee House, 90 Great Bridgewater Street Manchester, M1 5JW Private Company Limited by Guarantee	2009	1.04	0.52	0.52	0.00	0.19	31	31					1.04	1.04				0.52	0.52				
							1.04	0.52	0.52	0.00	0.19	28	28					1.04	1.04					0.52	0.52			
38	Transitional Small Business Loan Fund X02048PR Priority 1 AND Priority 2 Bolton Business Ventures Endeavour House 98 Waters meeting Road The Valley, Bolton BL1 8SW	2007UK162PO008	specific fund	Article 44 §1 (a)	Bolton Business Ventures Endeavour House 98 Waters meeting Road The Valley, Bolton BL1 8SW Private Company Limited by Guarantee	2009	0.99	0.49	0.49	0.00	0.08	39	39					0.79	0.79				0.39	0.39				
							0.99	0.49	0.49	0.00	0.03	9	9					0.40	0.40					0.20	0.20			
39	Transitional Small Business Loan Fund X02052PR Priority 1 and Priority 2 MSIF, 2nd Floor 1 Dale Street Exchange Court Liverpool, L2 2PP	2007UK162PO008	specific fund	Article 44 §1 (a)	MSIF, 2nd Floor 1 Dale Street Exchange Court Liverpool, L2 2PP Private Company Limited by Guarantee	2009	1.98	0.99	0.99	0.00	0.00	76	76					1.98	1.98				0.99	0.99				
							1.98	0.99	0.99	0.00	0.19	64	64					1.98	1.98					0.99	0.99			
40	Transitional Small Business Loan Fund X02054PR Priority 1 and Priority 2 Big Issue Invest 1-5 Wandsworth Road London, SW8 2LN	2007UK162PO008	specific fund	Article 44 §1 (a)	Big Issue Invest 1-5 Wandsworth Road London, SW8 2LN Social Enterprise	2009	0.27	0.14	0.14	0.00	0.00	5	5					0.23	0.23				0.11	0.11				
							0.27	0.14	0.14	0.00	0.00	3	3					0.18	0.18					0.09	0.09			
41	FINANCE YORKSHIRE, BARNESLEY	2007UK162PO009	HF	-	Finance Yorkshire, Barnsley, UK	2009	118.22	41.52	23.80	52.90	0.00																	
41.1	Finance Yorkshire Equity LP, Barnsley	2007UK162PO009	specific fund	Article 44 §1 (a)	Viking Fund Managers Ltd, Normanton	2010	45.51	14.67	7.33	23.51	0.00	94				94		45.51				45.51				14.67		

The United Kingdom

I. Description and identification of the entities which implement FEIs					II. Amounts of OP contributions paid to FEIs (HF or specific fund)						III. Investments made by FEIs in final recipients															
1	2	3	4		5	6	7=8+9+10	8	9	10	11	12=13+14+15+16	13	14	15	16	17=18+19+20+21	18	19	20	21	22=23+24+25+26	23	24	25	26
No.	Name of the fund	Operational Programme(s)	Type of FEI		Fund manager	Fund set-up	Amounts of OP contributions paid to the fund or set aside in case of guarantees (HF or specific fund)	out of which			Management costs and fees	Total number of financial products offered	out of which				OP contributions invested in final recipients	out of which				SF contributions invested in final recipients	out of which			
			a) HF/specific fund	b) Article 44 §1 (a) or (b) or (c)				Structural Funds	National public co-financing	National private co-financing			loans	guarantees	equity / venture capital	other products		loan	guarantee	equity / venture capital	other product		loan	guarantee	equity / venture capital	other product
41.2	Finance Yorkshire Seedcorn LP, Barnsley	2007UK162PO009	specific fund	Article 44 §1 (a)	Enterprise Ventures Ltd, Preston	2010	19.34	6.23	3.12	9.99	0.00	70				70	19.34			19.34		6.23			6.23	
41.3	Finance Yorkshire Small Loans LP, Barnsley	2007UK162PO009	specific fund	Article 44 §1 (a)	EV Business Loans Ltd, Preston	2010	37.55	12.10	6.05	19.40	0.00	491	491				37.55	37.55				12.10	12.10			
42	Key Fund Investments Ltd, Sheffield (CDFI)	2007UK162PO009	specific fund	Article 44 §1 (a)	Key Fund Investments Ltd	2011	13.33	13.33	0.00	0.00	1.24	932	932				23.30	23.30				11.74	11.74			
43	Key Fund Investments Ltd, Sheffield (Key Fund)	2007UK162PO009	specific fund	Article 44 §1 (a)	Key Fund Investments Ltd, Sheffield	2011	1.50	1.50	0.00	0.00	0.20	140	140				2.11	2.11				1.36	1.36			
44	SCR UDF Limited Partnership, Sheffield	2007UK162PO009	specific fund	Article 44 §1 (b)	CBRE Indirect Investment Services Ltd, London	2012	28.74	18.68	10.06	0.00	0.42	4	4	0	0		3.50	3.50	0.00	0.00		2.28	2.28	0.00	0.00	
45	Yorkshire Content Fund, Leeds	2007UK162PO009	specific fund	Article 44 §1 (a)	Screen Yorkshire, Leeds	2012	23.60	11.80	0.00	11.80	0.00	23				23	23.60			23.60		11.80			11.80	
46	Enterprise Loans East Midlands First Enterprise Business Agency 90 Radford Road Nottingham NG75FU	2007UK162PO010	specific fund	Article 44 §1 (c)	Enterprise Loans East Midlands First Enterprise Business Agency 90 Radford Road Nottingham NG75FU	2009	1.99	1.23	0.00	0.76	0.57	75	75				1.41	1.41				0.87	0.87			
47	Lachesis Seed Fund Limited Partnership Enterprise Office Loughborough University Leicestershire LE113TU	2007UK162PO010	specific fund	Article 44 §1 (a)	Straithtay Ventures Merlin House Necessity Brae Perth PH20PH	2009	4.84	2.20	2.64	0.00	0.73	24			24		2.41			2.41		0.96			0.96	

TOTAL OP contributions provided	from MA to HF's	1052.31	489.64	252.75	309.93	42.92					0.00															
	from HF's to specific funds	847.60	375.26	166.80	305.54	71.48	2861.00	1911.00			950.00	0.00	690.74	223.25		467.49					287.98	99.59			188.39	
	from MA directly to specific funds	430.82	172.65	169.34	88.83	11.14	4464.00	3686.00	0.00	778.00	0.00	292.31	110.23	0.00	182.08						129.16	52.07	0.00	77.10		

