



Summary of data
on the progress made in financing and implementing
financial engineering instruments
reported by the managing authorities in accordance with Article 67(2)(j)
of Council Regulation (EC) No 1083/2006

Programming period 2007-2013
Situation as at 31 December 2013

Europe Direct is a service to help you find answers
to your questions about the European Union.

Freephone number (*):
00 800 6 7 8 9 10 11

(*). Certain mobile telephone operators do not allow access to 00 800 numbers or these calls may be billed.

European Commission, Directorate-General for Regional and Urban policy
REGIO DG 02 - Communication
Mrs Ana-Paula Laissy
Avenue de Beaulieu 1
1160 Brussels
BELGIUM

E-mail: regio-publication@ec.europa.eu
Internet: http://ec.europa.eu/regional_policy/index_en.cfm

ISBN : 978-92-79-40736-9

doi: 10.2776/29238

© European Union, 2014

Reproduction is authorised provided the source is acknowledged.



EUROPEAN COMMISSION

DIRECTORATE-GENERAL
Regional and Urban Policy

DIRECTORATE-GENERAL
Employment, Social Affairs and Inclusion

Summary of data
on the progress made in financing and implementing
financial engineering instruments
reported by the managing authorities in accordance with
Article 67(2)(j) of Council Regulation (EC) No 1083/2006

Programming period 2007-2013
Situation as at 31 December 2013

Table of Content

- I. Executive summary4**
- II. Introduction7**
- III. 2013 reporting exercise9**
- IV. Summary of data collected on financial engineering instruments13**
 - 1. Financial engineering instruments for enterprises.....29
 - 1.1. Structure and implementation of the FEIs.....29
 - 1.2. Financing of the funds for enterprises.....31
 - 1.3. Investments made in enterprises32
 - 2. Financial engineering instruments for urban development36
 - 2.1. Structure and implementation of the FEIs.....36
 - 2.2. Financing of the funds for urban development.....37
 - 2.3. Investments made in urban development projects.....38
 - 3. Financial engineering instruments for energy efficiency and renewable energies40
 - 3.1. Structure and implementation of the FEIs.....40
 - 3.2. Financing of the funds for energy efficiency and renewable energies.....41
 - 3.3. Investments made in energy efficiency/renewable energies projects41
- V. Conclusions.....44**
- Annex 1. Aggregated data on the FEIs implemented in 2007-201346**
- Annex 2: FEI county fact sheets.....49**

I. Executive summary

This is the third successive year that the Commission has produced the summary of data on the progress made in financing and implementing financial engineering instruments (FEIs), reported by the managing authorities in accordance with Article 67(2)(j) of Council Regulation (EC) No. 1083/2006.

In view of the increased share of cohesion policy resources delivered through FEIs during 2007-2013 it became necessary to enhance the transparency of the implementation process and ensure appropriate monitoring by the Member States and by the Commission. Accordingly, Article 67 of Council Regulation (EC) 1083/2006 was modified to provide that annual implementation reports for the years 2011 onwards and due by 30th June of each year, would include reporting data on the progress made in financing and implementing FEIs as defined in Article 44 of the Regulation, and the Commission would prepare a summary of this data by 1st October of the same year.

The data for 2013 were sent to the Commission electronically in the context of the Annual Reports on the Implementation of operational programmes for 2013. At the regulatory deadline i.e. 30 June 2014, the data were covering 97% of the OPs using FEIs. The summary of data referring to the situation on 31 December 2013 was then prepared by the European Commission services on this basis. The quality and completeness of the data for 2013 demonstrated an improvement on that provided for 2011 and 2012. Nevertheless, there remained a few anomalies and inconsistencies, which managing authorities should seek to avoid for future reporting exercises.

Main findings and key figures

The amounts of the operational programmes committed and paid to FEIs operations continued to increase in 2013 for all three types of FEIs. Payments from FEIs to final recipients have also increased significantly. The number of FEIs has remained stable.

The managing authorities of the Member States reported a total of 941 FEIs (including 69 holding funds¹ and 872 specific funds) operating at the end of 2013: 91% account for FEIs for enterprises, 6% for urban development projects and 3% for funds for energy

¹ Hereinafter referred to as the 'HF' or 'HFs'.

efficiency/renewable energies. Those FEIs were set-up in 25 Member States (all Member States except Ireland, Luxembourg and Croatia) and received financial support from 176 operational programmes. The total value of operational programmes (OP) contributions paid to the FEIs amounted to EUR 14,278.20 million, including EUR 9,597.62 million of Structural Funds (European Regional Development Fund and European Social Fund).

By the end of 2013 cohesion policy support to FEIs for enterprises constituted EUR 12,150.26 million of OP contributions, an increase of 16% compared to 2012, including EUR 8,129.99 million of Structural Funds and EUR 4,020.27 million of national public and private co-financing. The financial support was delivered to enterprises through a variety of financial products, including loans, guarantees, equity/venture capital investments and other financial products such as interest rate and guarantee fee subsidies. The financial products such as loans, micro-loans and guarantees supported with EUR 680.33 million from the European Social Fund operational programmes, targeted specific populations, such as self-employed, long-term unemployed and women.

Total support for FEIs in the field of urban development constituted EUR 1,536.30 million of OP contributions in 11 Member States, a decrease of 6.4% compared to 2012², including EUR 1,073.38 million of Structural Funds and in the field of energy efficiency and renewable energies projects, constituted EUR 591.63 million of OP contributions in 12 Member States, and increase of 33% compared to the previous year, including EUR 394.24 million of Structural Funds.

For the majority of OP contributions information on management costs and fees, an optional reporting item, has been provided. For those contributions cumulated management costs and fees are 4.9% of the amounts paid to FEI. This indicates that the annual management costs and fees are remaining well within the limits set out in Article 43(4) of the Implementing Regulation.

Main messages

The data presented in this summary demonstrate that the number of FEIs set up remained stable and shows a significant increase of OP contributions already paid into FEIs: there

² The decrease of support for FEIs for urban development and the increase of support for energy efficiency and renewable energy is partly due to one fund changing the focus it was reported under.

were 1%³ more FEIs and 14% more OP contributions paid into FEIs at the end of 2013 in comparison to the figures for end 2012. Progress has also been made in terms of absorption rates at the level of final recipients, with almost 47% of OP contributions, or EUR 6,678.20 million, disbursed to final recipients by the end of 2013.

However, on the basis of optional data provided through this year's exercise, it would seem that of the EUR 17,101.49 million committed in funding agreements, EUR 2,823.29 million have not yet been paid into FEIs.

In addition, absorption rates reported vary widely from one FEI to another, with variations apparent not only between Member States but also between areas of intervention. The reporting on FEIs for enterprises showed an absorption rate of 51%, on FEIs for energy efficiency an absorption rate of 43%; but for urban development the absorption rate was only 11%.

Outlook and next steps

On the basis of the quantitative information available through the reporting under Article 67(2) (j) and presented in this summary, it can therefore be concluded that continued efforts are needed to speed up implementation and absorption rates. At this stage of the programming period, it is appropriate to pay particular attention to ensure disbursement to final recipients by 31 December 2015.

The managing authorities in a number of Member States need to monitor closely the absorption of Structural Funds contributions and undertake measures to speed up the disbursement to financial recipients. Alternatively contributions would need to be reprogrammed and be used for alternative spending options.

³ The reported increase is smaller than the real increase compared to last year. For several FEIs annual instalments were reported as separate instruments in SFC2007, in 2011 and 2012 these were reported as separate instruments, in 2013 different instalments are counted as one single instrument.

II. Introduction

Financial engineering instruments are an innovative form of contributing Structural Funds to cohesion policy objectives, compared to traditional grants and are part of the strategy aiming at promoting long-term sustainable growth in the European regions. The term "innovative" is used here to distinguish the FEIs from pure grant funding, although in fact the FEIs have been used to implement the EU budget for more than a decade.

FEIs are a delivery tool for the operational programmes⁴ agreed between Member States and the Commission for 2007-2013 and therefore contribute to the achievement of the objectives set out under specific priority axes acting as vehicles for:

- delivering new revolving forms of sustainable finance for investment in the long-term;
- opening new markets to different forms of public-private partnership, bringing in the expertise of international financial institutions;
- promoting sustainability of Structural Funds' resources;
- pooling expertise and know-how between national and regional authorities, financial intermediaries and final recipients;
- building institutional capacity through partnerships between the public and private sector, and broader involvement of financial institutions/ financial intermediaries in the implementation of the EU cohesion policy; and
- addressing the needs for access to finance for specific target groups.

In 2007-2013 the use of different models of FEIs has become more widespread. Over the last years FEIs have been rapidly growing in variety, scope and amounts paid to them. They are also expected to further gain in volume and importance in the next Multi-annual Financial Framework (MFF) for 2014-2020.

The first FEIs set-up in European regions according to the Structural Funds Regulations⁵ targeted predominantly enterprises. More recently established FEIs invested also in urban development projects or in legal or natural persons carrying out specific investment activities

⁴ Hereinafter referred to as the 'OP' or "OPs".

⁵ In this document reference is made to 'Structural Funds Regulations', specifically to the following provisions: Article 44 of Council Regulation (EC) No 1083/2006, hereinafter referred to as the 'General Regulation', Articles 3(2)(c), 4(1), 5(1)(d) and 6(2)(a) of European Parliament and Council Regulation (EC) No 1080/2006, hereinafter referred to as the 'ERDF Regulation', Article 11(1) of European Parliament and Council Regulation (EC) No 1081/2006 hereinafter referred to as the 'ESF Regulation' and Articles 43 to 46 of Commission Regulation (EC) No 1828/2006 hereinafter referred to as the 'Implementing Regulation'.

in energy efficiency and renewable energies. Financial products that have been provided through FEIs include loans, guarantees, equity/venture capital and other forms of assistance⁶.

As the prominence of the FEIs in the European cohesion policy has grown in the current programming period, the availability of more information on their use and financing from the European Union budget, has become necessary to fulfil the Commission's obligations towards budgetary and control authorities (i.e. European Parliament and the European Court of Auditors⁷) and towards Citizens.

⁶ Some of the FEIs provide support to interest rate subsidies and guarantee fee subsidies associated and combined with ERDF loans or guarantees in a single financial package.

⁷ The European Court of Auditors Special report n° 2/2012 on financial instruments for SMEs co-financed by the ERDF (Special Reports No 5/2010 and No 7/2011, 2010 Annual Report, paragraphs 8.15 to 8.29) has also recommended in non-equivocal terms that the Commission should provide reliable and technically robust monitoring and evaluation system specific to financial engineering instruments.

III. 2013 reporting exercise

Data submission and collecting

2014 saw the third formal reporting exercise on FEIs, on the basis of the guidance prepared by the Commission and published on the SFC2007 website⁸.

For the reporting year 2013, all 25 Member States using financial engineering instruments submitted data by the deadline of 30 June in accordance with Article 67(1) of the General Regulation. The information provided to the Commission by the end of June concerned 176 OPs, i.e. 97% of OPs⁹ which are using FEIs and covering 99% of the payments to FEIs compared to data submitted mid-July 2014 in SFC2007. In view of the data coverage and in accordance with the regulatory deadline for submission of the AIRs, the Commission has not taken account of any modifications made by managing authorities after the 30 June nor extended the deadline.

Quantity and quality of the data provided

The summary data is primarily based on the compulsory information required by Article 67(2) (j) of Council Regulation (EC) No 1083/2006, namely:

- description of the financial engineering instruments and implementation arrangements;
- identification of the entities which implement the financial engineering instruments, including those acting through holding funds;
- amounts of assistance from the Structural Funds and national co-financing paid to the financial engineering instruments; and
- amounts of assistance from the Structural Funds and national co-financing paid by the financial engineering instruments to final recipients.

The reporting module proposed by the Commission included also some categories of optional data i.e.:

- Structural Funds (ERDF/ESF) and the national (public and private) co-financing committed in the funding agreements establishing FEIs;
- OP contributions paid to the funds in management costs and fees;
- amounts of other assistance paid to FEIs outside the operational programmes;

⁸ http://ec.europa.eu/employment_social/sfc2007/quick-guides/index_en.htm

⁹ For 6 French operational programmes contributing to FEIs which were included in the 2012 report, did not provide information by 30 June.

- number of final recipients supported, including large enterprises, SMEs, microenterprises, individuals, urban projects and other category of final recipients supported;
- number of loan/guarantee and other financial products offered and number of equity/venture capital investments made in final recipients;
- number of jobs created.

The Commission encouraged Member States to provide input on those optional data in order to present a more complete picture on how FEIs work and what results they produce.

As far as the optional data is concerned, the information regarding commitments made by managing authorities to FEIs is complete whereas other information is only available for some of the FEIs, such as the category "number of final recipients supported by the FEIs" or "management costs and fees".

The compulsory and optional data provided in the Annual Implementation Reports for 2013 were then submitted to several quality checks (automatic and manual) in order to evaluate their accuracy. Member States and the Commission have made significant efforts, during the last three years, to improve the reporting process and quality of the data provided. The use of guidance on the FEIs reporting has resulted in more punctual, complete and accurate reporting.

Notwithstanding the various checks, however, there appear to remain some missing information and certain inaccuracies in the data provided by the managing authorities at the time of preparation of this summary of data, as follows:

- For some financial engineering instruments the Structural Funds share of OP contributions paid to final recipients was not reported (DE, IT, HU, UK, GR and FR);
- Amounts of operational programme and Structural Funds contributions paid to the FEIs are sometimes lower than the corresponding amounts disbursed by the FEIs to final recipients. In some cases managing authorities include payments of revolving amounts, which are not anymore part of the operational programme and therefore should not be reported or the fund manager's own resources are included in the payment (Hungary, Poland, and Slovenia)¹⁰;
- There are some cases of double entry of financial instruments in SFC2007;

¹⁰ In this paragraph the countries in which this represents a significant inaccuracy are mentioned, the list is not exhaustive.

- As in previous reporting exercises, but to a much lesser degree, Member States provided incomplete and incoherent information, for some FEIs, such as late submission of information for OPs, omission of EIB managed holding fund in the reporting, omission of specific funds under holding fund or holding fund is reported wrongly as specific fund (Czech Republic, France and Italy);
- Inconsistencies resulting from the incorrect use of exchange rates;
- In the case of one Member State a set up date of FEIs before the reporting period 01/01/2007-31/12/2013 was provided;
- In a few cases, compulsory data are missing, especially: national private co-financing; date of the FEIs set-up; funds legal status; name of the fund manager and type of fund;
- Names of the FEIs are sometimes confused with names of the funds' managers;
- Information on FEIs is sometimes provided in a mixture of languages (in the national language and in English).

Methodology

The data was gathered and managed as for the exercises for years 2011 and 2012; namely, with a view to presenting the obligatory data in tables for each Member State, as well as total figures and figures broken down by types of intervention under Article 43 of the General Regulation.

In some cases it was necessary to manage the presentation of the data as follows:

- FEI information is sometimes provided in a mixture of languages (in the national language and in English); Where the EIB or EIF is the fund manager this information was standardised and corrected in Annex 2;
- Figures for the amount of financial products offered to final recipients or management costs and fees reported for some financial engineering instruments were deemed as unrealistic. Also some additional information was repeated for every specific fund under the same HF. These data were excluded from the aggregated dataset presented in this summary so as not to skew the overall results. They are, however, included in the respective country factsheets in Annex 2 for the sake of completeness;
- Excluding implausible data, such as employment created by FEIs is higher than what was achieved for the whole OP, FEIs that can be identified to consist completely of revolving amounts (HU), reported management costs and fees constituting 100% of eligible costs;
- In cases where optional data reported was incomplete, the comparison of data is made on the basis of funds reported (e.g. management and fees are compared against the

total OP contributions to funds reported rather than the total OP contributions to all funds);

- In some member states HF receiving contributions from several OP were reported as separate instruments (Poland, Portugal and Spain). In some countries different instalments to specific funds from the managing authority, respectively HF, were reported as separate instruments (Hungary and Poland). These different instalments were reported as separate FEIs in the previous years, but are considered as one FEI in this report. Therefore the number of funds reported for some member states is lower in 2013 than in 2012.

Comparison with the previous reporting exercises

The quality of data reported in 2014 overall improved somewhat on the previous year. Managing authorities were provided with a revised guidance on the reporting of data. Nevertheless, there is still scope for improvement in particular as regards the quantity and quality of non-obligatory data, which is not strictly required by the regulation but would be desirable from the point of view of transparency and completeness.

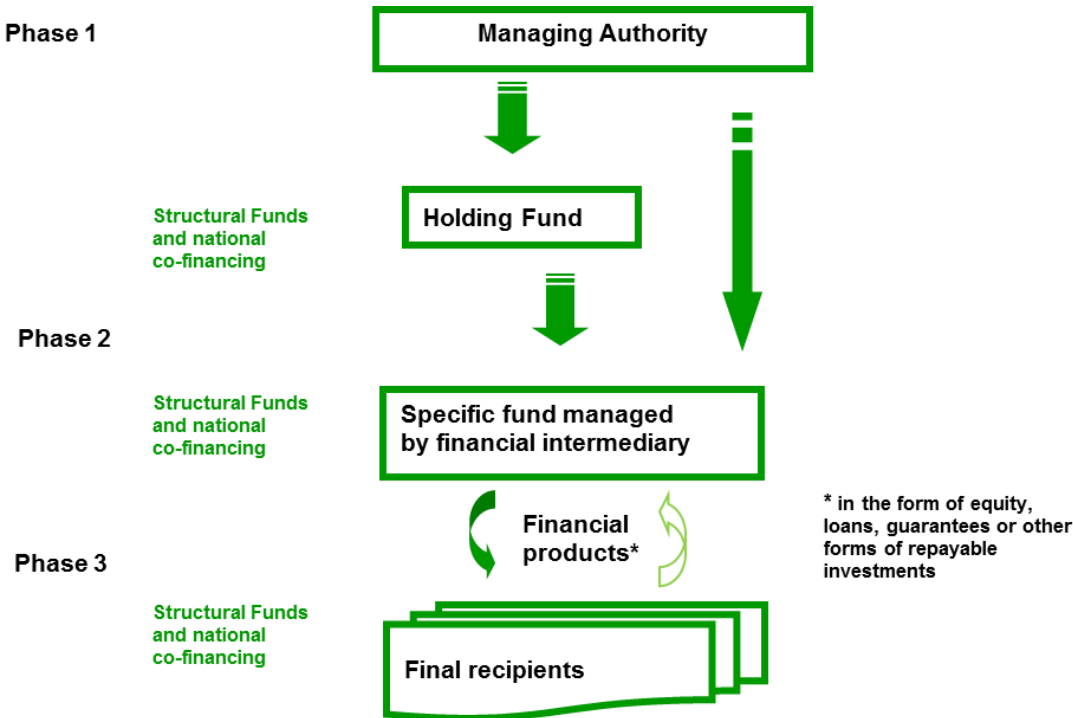
Greatest effort was undertaken to ensure consistency and comparability of data presented in this report and reporting in 2012 and 2013. Furthermore in some areas it was deemed necessary to refine the methodology in order to allow for a better analysis of data provided. Changes in the way data were analysed are fully documented in the text.

IV. Summary of data collected on financial engineering instruments

Financial engineering instruments supported through cohesion policy follow its logic and the legal framework, including the principles of "shared management" and "subsidiarity". They contribute to the achievement of the objectives set out under priority axes of the operational programmes agreed between the Member State and the Commission. However, the decision regarding implementation, financing and monitoring of their performance falls within the competence of the managing authorities concerned.

As part of the decisional process the managing authorities must assess whether they want to implement the FEI operation through a holding fund or through a direct contribution from the operational programmes to a specific fund. When a FEI is implemented with a holding fund, the managing authority contributes the operational programmes contributions (Structural Funds combined with the national public and private co-financing) to a holding fund, and the holding fund transmits these resources to the specific funds managed by financial intermediaries. If the implementation of the FEI is organised without a holding fund, then the operational programmes contribute directly to the specific funds managed by financial intermediaries. The national co-financing may come at different levels of implementation, i.e. at the level of holding funds, specific funds and final recipients. The figure below illustrates two existing models of implementation of FEIs in the programming period 2007-2013.

Figure 1. Models of implementation of FEIs in the programming period 2007-2013



The FEIs presented in this summary were set up as specific loan, guarantee, equity/venture capital and other financial products funds, directly by managing authorities/intermediate bodies, or indirectly through holding funds.

At the end of 2013 a total of **872 specific loan, guarantee, equity/venture capital and other funds** were set up, out of which: **808 for enterprises, 40 for urban development and 24 for energy efficiency/renewable energies**. Compared to the data for 2012, the total number of specific funds reported for 2013 remained almost the same. An increase in the number of specific funds reported can be observed in 10 Member States, with the most significant differences for Germany, Greece and Portugal. France, Hungary and Poland reported fewer specific funds, this comes either from the non-reporting of several OPs or combining several instalments reported as separate FEIs into one instruments¹¹. In 11 Member States the total number of specific funds reported remained the same as at the end of 2012. Based on the dataset for 2012 and 2013, it seems that there is a modest increase of number of funds reported due to the establishment of the new funds in 2013, but also to the improvement of the quality of reporting (i.e. inclusion of funds which should have been reported in 2013)¹².

Regarding the type of intervention¹³ the number of funds is the following, 91% are funds targeting enterprises, 6% for funds for urban development and 3% for funds operating in the area of energy efficiency/renewable energies. Out of all specific funds, 391 were implemented directly (without a holding fund) and 481 were implemented through 69 holding funds.

Most of the 69 operating holding funds reported by the Member States were set up in 2009 or in 2010. They have received financial support from 1 to 10 operational programmes and made contributions from 1 to 173 specific funds¹⁴ and were managed either by the European Investment Bank (EIB) 17 HFs, by the European Investment Fund (EIF) 13 HFs¹⁵ or by other financial institutions or bodies. As regards the procedure of selection of a fund manager, the managing authorities decided to attribute a contract or a grant directly to the EIB and EIF

¹¹ The reduction in the total number of specific funds in Poland and Hungary is due to changes in the methodology. In the 2011 and 2012 report different instalments from a managing authority or HF to the same FEI were treated as separate instruments which lead to an inflation in the number of instruments. If last year's methodology would have been used also for 2013 Hungary would have 224 specific funds instead of the reported 162 and Poland would report 324 specific funds instead of the reported 217.

¹² "EUREFI" included in the summary of data for 2011 under cross-border cooperation OP of "Greater Region", was not reported in the Annual Implementation Report for 2012 and 2013.

¹³ Specific funds set-up according to Article 44 §1 a), Article 44 §1 b) and Article 44 §1 c) of the General Regulation.

¹⁴ In the following Member States one HF contributed to a significant number of specific funds: HU:163, PT:35, PL: 18, LT: 18, FR:16, and EL: 12.

¹⁵ This total number of HFs does not include: HF JESSICA and HF JEREMY in Sicily, which has not been reported by the managing authority. According to the data received from the EIB Group, 18 JESSICA holding funds were managed by the EIB and 14 JEREMIE holding were under management of the EIF at the end of 2012.

(43%), or to select national holding fund managers in the open public procurement (15%) or grant (42%) procedure.

The vast majority of the holding funds (72%) were set up as a separate block of finance within a financial institution, with the remaining 28% established as an independent legal entity governed by agreement between the co-financing partners and shareholders. About two third (67%) of the holding funds make contributions to specific funds providing support to enterprises, 22% to urban development funds and 10% to specific funds for energy efficiency/renewable energy. One holding fund in the Netherlands provides support to specific funds for urban development and energy efficiency/renewable energy.

The number of holding and specific funds set-up in 2007-2013 is presented in Figure 2 and Table 1. Regarding the year of establishment it seems that for several funds the year of establishment has been changed to a later year compared to previous year's reporting, especially the number of FEIs established in 2013 seems to be exaggerated.

Figure 2. Number of FEIs reported by the of 2013, by year of set-up

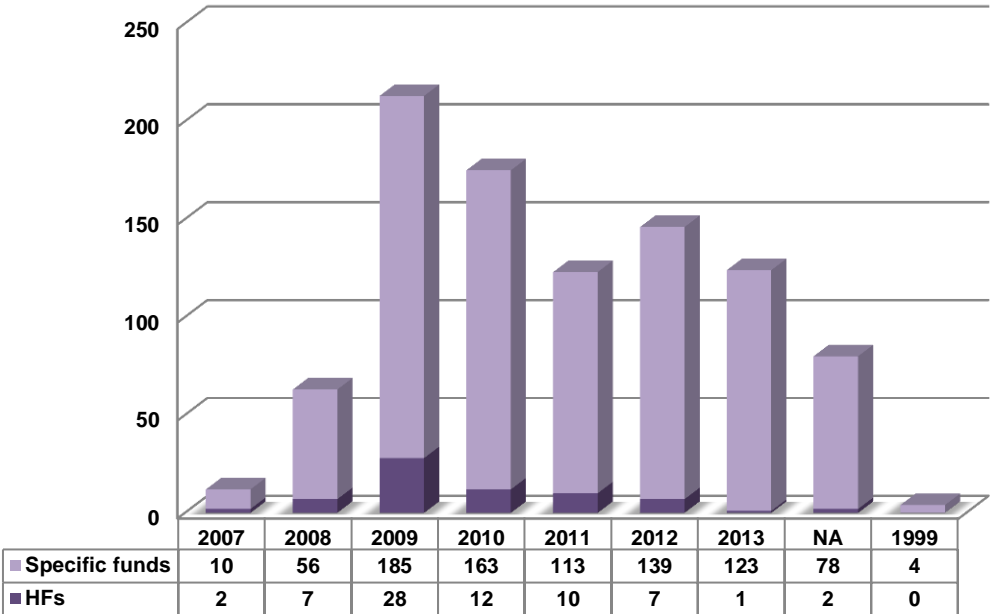


Table 1. Number of FEIs reported at the end of 2011, 2012 and 2013

Summary of data for 2013						Summary of data for 2012						Summary of data for 2011						
1	2	3	3a	3b	3c	1	2	3	3a	3b	3c	1	2	3	3a	3b	3c	
N°	Member State	N° of FEIs	out of which HF	out of which specific funds with a HF	out of which specific funds without a HF	N°	Member State	N° of FEIs	out of which HF	out of which specific funds with a HF	out of which specific funds without a HF	N°	Member State	N° of FEIs*	out of which HF	out of which specific funds with a HF	out of which specific funds without a HF	
1	AT	2	0	0	2	1	AT	2	0	0	2	1	AT	2	0	0	2	
2	BE	9	0	0	9	2	BE	9	0	0	9	2	BE	9	0	0	9	
3	BG	9	2	6	1	3	BG	9	2	6	1	3	BG	5	2	3	0	
5	CY	5	1	4	0	5	CY	4	1	3	0	5	CY	4	1	3	0	
4	CZ	4	1	0	3	4	CZ	4	2	0	2	4	CZ	3	1	0	2	
6	DE	46	0	0	46	6	DE	41	0	0	41	6	DE	42	4	4	34	
7	DK	9	0	0	9	7	DK	6	0	0	6	7	DK	6	0	0	6	
8	EE	6	0	0	6	8	EE	6	0	0	6	8	EE	6	0	0	6	
9	EL	31	4	26	1	9	EL	26	4	21	1	9	EL	14	4	10	0	
10	ES	14	3	4	7	10	ES	15	6	7	2	10	ES	9	4	4	1	
11	FI	1	0	0	1	11	FI	1	0	0	1	11	FI	1	0	0	1	
12	FR	84	2	17	65	12	FR	95	2	17	76	12	FR	111	3	4	104	
13	HU*	165	1	163	1	13	HU	185	1	183	1	13	HU	3	1	1	1	
14	IT	114	18	21	75	14	IT	95	13	15	67	14	IT	80	14	14	52	
15	LT	36	4	31	1	15	LT	33	4	28	1	15	LT	29	4	24	1	
16	LV	13	1	8	4	16	LV	10	1	5	4	16	LV	9	1	5	3	
17	MT	2	1	1	0	17	MT	2	1	1	0	17	MT	2	1	1	0	
18	NL	9	1	2	6	18	NL	8	1	2	5	18	NL	5	0	0	5	
19	PL*	231	14	25	92	19	PL**	247	16	28	103	19	PL	139	13	54	72	
20	PT	58	3	39	16	20	PT	50	3	34	13	20	PT	19	3	7	9	
21	RO	4	1	3	0	21	RO	3	1	2	0	21	RO	3	1	2	0	
22	SE	11	0	0	11	22	SE	11	0	0	11	22	SE	11	0	0	11	
23	SI	3	1	1	1	23	SI	4	1	2	1	23	SI	10	1	8	1	
24	SK	5	1	3	1	24	SK	1	1	0	0	24	SK	1	1	0	0	
25	UK	70	10	27	33	25	UK	73	10	27	36	25	UK	68	9	27	32	
Total		941	69	481	391	Total		940	70	481	389	Total		592	68	171	353	
												26		CBC	1	0	0	1

* the reduction in the number of FEI for Poland and Hungary is due changed method of counting. Previously different instalments to the same instrument reported in SFC2007 were reported as separate instruments. Without the change in methodology 2013, Hungary would have 223 specific funds established under a holding fund and 1 specific funds without holding fund. Poland would report 109 specific funds established under a holding fund and 200 without a holding fund.

** For Poland the number of Holding Funds had remained the same over the years. In 2012 multi-OP holding funds were reported as separate instruments

Operational Programme contributions to financial engineering instruments

In the current programming period of the EU cohesion policy, OPs may finance expenditure in respect of operations comprising contributions to FEIs providing support in the three main areas: (1) enterprises, primarily small and medium-sized ones, (2) urban development funds, public-private partnership and other projects included in an integrated plan for sustainable urban development and (3) funds or other incentive schemes providing loans, guarantees for repayable investments or equivalent instruments for energy efficiency and use of renewable energy in buildings, including in existing housing.

To qualify the contributions from the Operational Programme as a FEI under the Structural Funds Regulations, the following main conditions should be met: (1) the contributions should be targeted to the specific final recipients or one of the above-mentioned investments and (2) they should take the form of repayable investments, namely equity, loans and/or guarantees, micro-finance and other forms of revolving assistance.

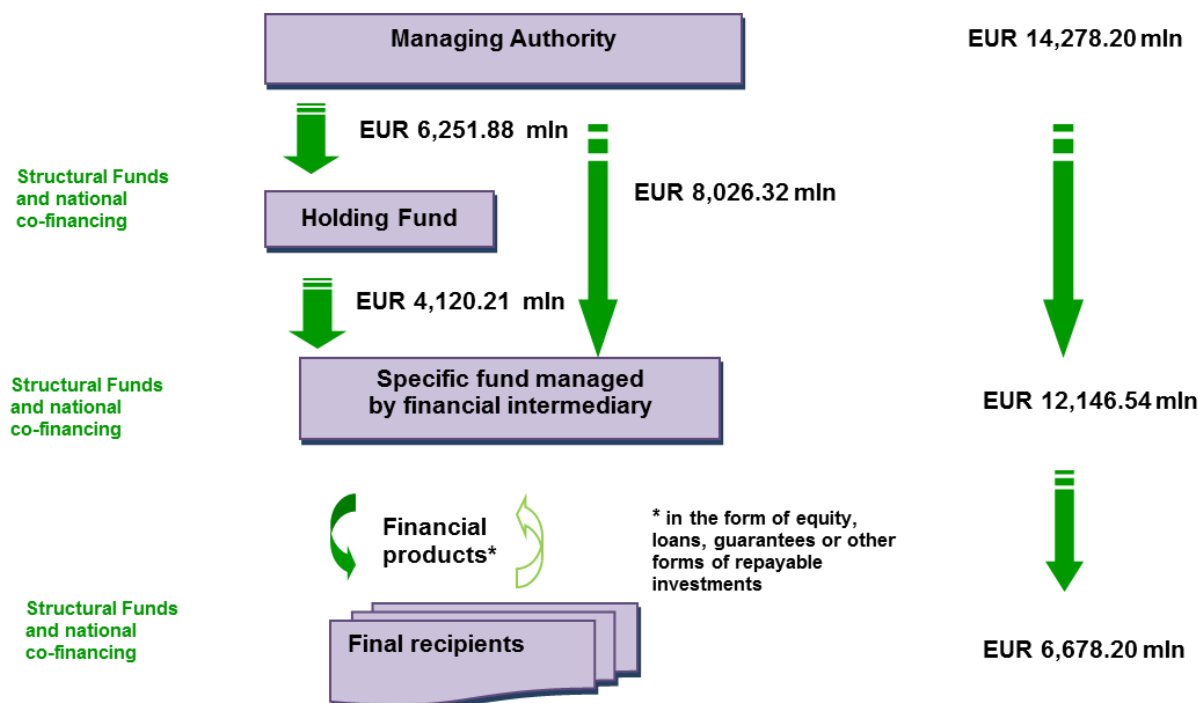
At the end of 2013 the total value of commitments from the 158 ERDF and 18 ESF Operational Programmes to FEIs was EUR 17,101.49 million, a decrease by EUR 443 million (2.5%) compared to 2012. In four of the Member States the commitments to FEIs have remained the same, 13 Member States have increased their commitments in total of EUR 1,244.45 million and 8 Member States have decreased their commitments to FEIs by EUR 1,688.03 million. The largest increases in total amounts have been reported by Spain, Portugal and Italy. The countries with the most significant de-commitments are Poland and Latvia (Table 6).

The contributions paid by managing authorities to FEIs (either to the holding funds or directly to the specific funds) amounted to EUR 14,278.20 million, out of which EUR 9,597.62 million of Structural Funds. Compared to 2012 this is an increase of EUR 1719.97 (13%). The total value of contributions paid to the holding funds amounted to EUR 6,251.88 million, including EUR 4,590.56 million of Structural Funds and EUR 1,661.31 million of the national co-financing. This represents 89% of the OP contributions committed in the funding agreements signed between managing authorities and holding funds.

Out of EUR 6,251.88 million of OP contributions paid to the holding funds, two third (EUR 4,120.21 million) was subsequently transferred to the specific funds, meaning that EUR 2,131.66 million of OP contributions (including EUR 1,668.13 of Structural Funds and EUR 463.53 million of national co-financing) remained at the level of holding funds at the

end of 2013, a reduction of 30% compared to 2012. In addition, EUR 8,026.32 million of OP contributions, with EUR 5,007.06 million of Structural Funds and EUR 3,019.26 million of the national co-financing was paid directly from managing authorities to the specific funds set up without a holding fund (Figure 3). The amounts committed in funding agreements but not paid to HF or specific funds as of end of 2013 was EUR 2,823.29 million, which is a decrease of EUR 2,163.57 million.

Figure 3. Operational Programmes contributions used in the financing of the FEIs and investments made by the FEIs at the end of 2013



In total, EUR 12,146.54 million of OP contributions (including EUR 7,929.49 million of Structural Funds) reached specific funds and was available to support final recipients. At the end of the reporting period (31/12/2013), 47% of this amount (i.e. EUR 6,678.20 million of OP contributions and of this EUR 4,039.13 of Structural Funds¹⁶) was invested in final recipients. The overall absorption of payments to specific funds at the level of final recipients increased by more than 40% for OP contributions and almost 50% for the Structural Funds part, in comparison to the data reported for 2012¹⁷. The overall absorption of committed in funding agreement was 39%, which is significantly higher than last year's rate of 27%. Of the

¹⁶ Some Member States did not report the Structural Funds share of OP contributions paid to final recipients. This concerns 14 specific funds and leads to lower ERDF and ESF share of payments mainly in DE and IT, and to a lesser degree also in HU, UK, GR and FR. The estimated amount of Structural Funds paid to final recipients is EUR 276 million.

¹⁷ In a number of FEIs there were higher payments to final recipient than payments to the specific funds, which are not anomalies but reflect business practise. There are cases where fund managers advance payments to final recipients before claiming expenses from managing authorities or when payments from HF to FEIs for guarantees are made only for actual losses and not unexpected or expected losses (DK, CY, MT).

total 871 specific funds there are 153 which have not yet made any investments in final recipients, the majority has been established in 2013.

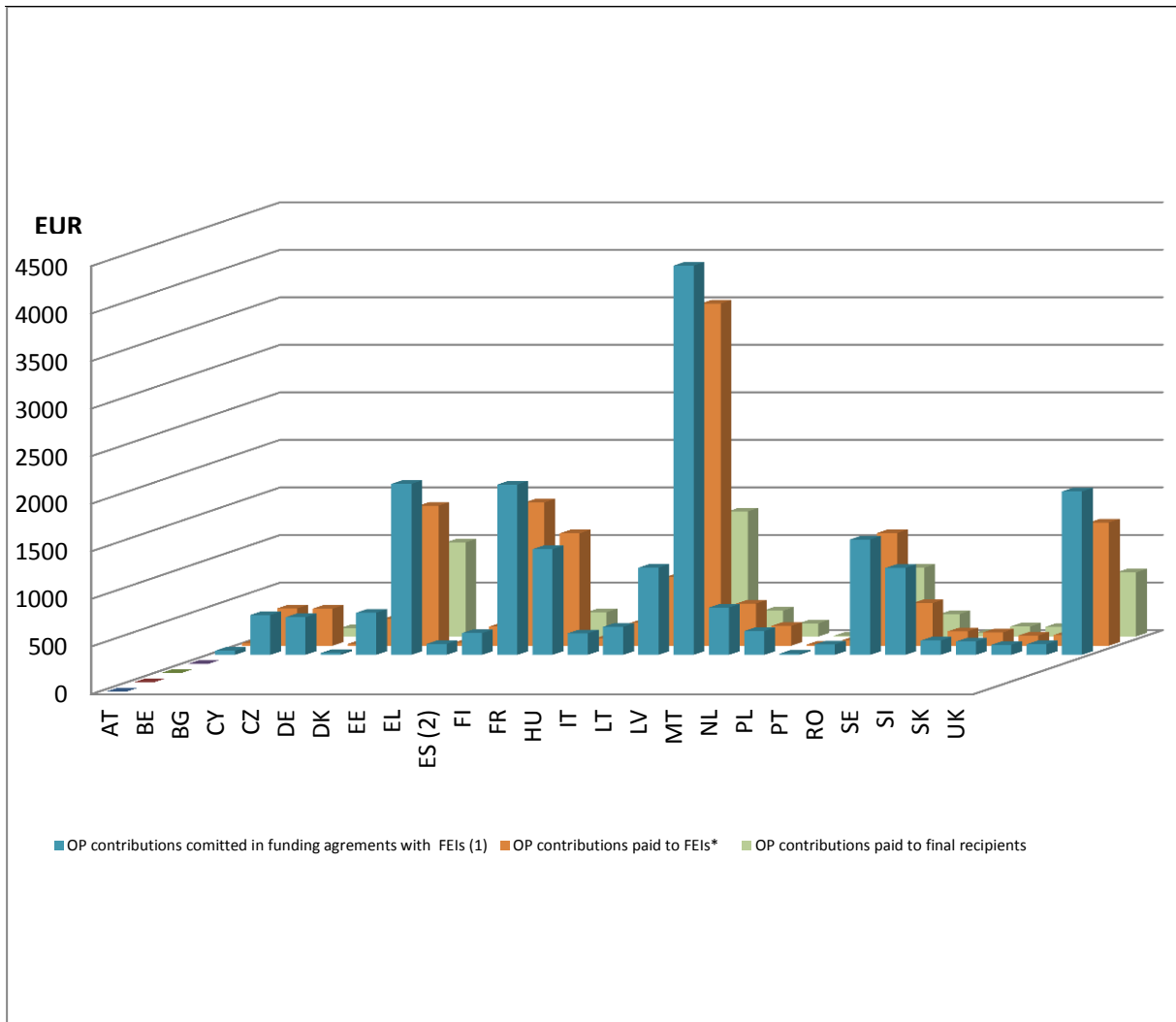
Table 2: Amounts committed in the funding agreements, paid to the FEIs and invested in final recipients at the end of 2013

MS	OP contributions committed in funding agreements with FEIs (1)	Change to 2012	OP contributions paid to FEIs (1)		OP contributions paid to final recipients		
			amount	% of commitment	amount	% of payment	% of commitment
AT	42.49	0.00	26.79	63%	9.05	34%	21%
BE	418.53	76.33	392.38	94%	206.58	53%	49%
BG	394.75	0.00	388.37	98%	86.62	22%	22%
CY	20.00	0.00	20.00	100%	10.11	51%	51%
CZ	442.15	-36.96	281.67	64%	216.11	77%	49%
DE	1,795.87	45.44	1,470.03	82%	988.13	67%	55%
DK	115.19	15.05	32.02	28%	23.39	73%	20%
EE	228.08	16.98	200.00	88%	182.59	91%	80%
EL	1,788.84	-6.16	1,503.50	84%	218.18	15%	12%
ES	1,110.28	461.58	1,180.00 (2)	106%	255.03	22%	23%
FI	225.78	15.92	75.26	33%	57.56	76%	25%
FR	294.77	-124.74	239.47	81%	220.07	92%	75%
HU	915.60	-17.25	721.08	79%	571.69	79%	62%
IT	4,092.64	214.67	3,597.23	88%	1,314.11	37%	32%
LT	497.36	-22.41	442.19	89%	271.78	61%	55%
LV	250.04	-334.36	208.28	83%	137.45	66%	55%
MT	12.00	2.00	12.00	100%	7.39	62%	62%
NL	109.43	40.77	57.26	52%	29.09	51%	27%
PL	1,212.06	-1,107.94	1,183.83	98%	722.48	61%	60%
PT	912.79	274.16	446.51	49%	235.16	53%	26%
RO	150.00	50.00	150.00	100%	35.52	24%	24%
SE	139.54	20.02	139.54	100%	104.93	75%	75%
SI	105.81	0.00	105.81	100%	101.74	96%	96%
SK	111.53	11.53	111.53	100%	0.85	1%	1%
UK	1,715.96	-38.21	1,293.45	75%	672.59	52%	39%
Total	17,101.49	-443.58	14,278.20	83%	6,678.20	47%	39%

(1) FEIs= holding funds and specific funds implemented without a holding fund

(2) Double entries of FEI in Spain lead to reported payments of more than 100%

Figure 4. Amounts committed in the funding agreements, paid to the FEIs and invested in final recipients at the end of 2013



The national co-financing from the Operational Programme of financial engineering instruments consists of public and to a lesser degree of private sources. Of the EUR 1,661.33 million co-financing to HF EUR 276.63 million came from private sources (17%) (UK, IT). At the level of specific funds the private contribution amounts to EUR 501.51 million, which constitutes 12% of the total EUR 4,217.04 million of national co-financing. Private contribution to specific funds was reported by 8 Member States (AT, DE, DK, FR, IT, NL, PL and UK), of which more than half of the amount was reported by the United Kingdom.

In addition to the amounts paid to the funds from the OPs, the Commission requested Member States to provide optional information on additional resources paid to the FEIs outside the OPs. 9 out of 25 Member States reported on 45 FEIs which received additional public/private resources which amounted to EUR 432.39 million. Outside OP contributions were paid to all types of FEIs, with the largest part is going to equity instruments (40%) and loan instruments (36%) and to a lesser degree to guarantee instruments (22%). The EUR 335.77 million of ERDF contributions to these 45 FEIs were matched by EUR 309.55 million of national or

private co-financing of the OP. This means that the total amount available for final recipients is 3.2 times higher than the contributions from the EU budget (Table 3)¹⁸.

Table 3: Outside OP contributions paid to FEIs at the end of 2013 (in mln)




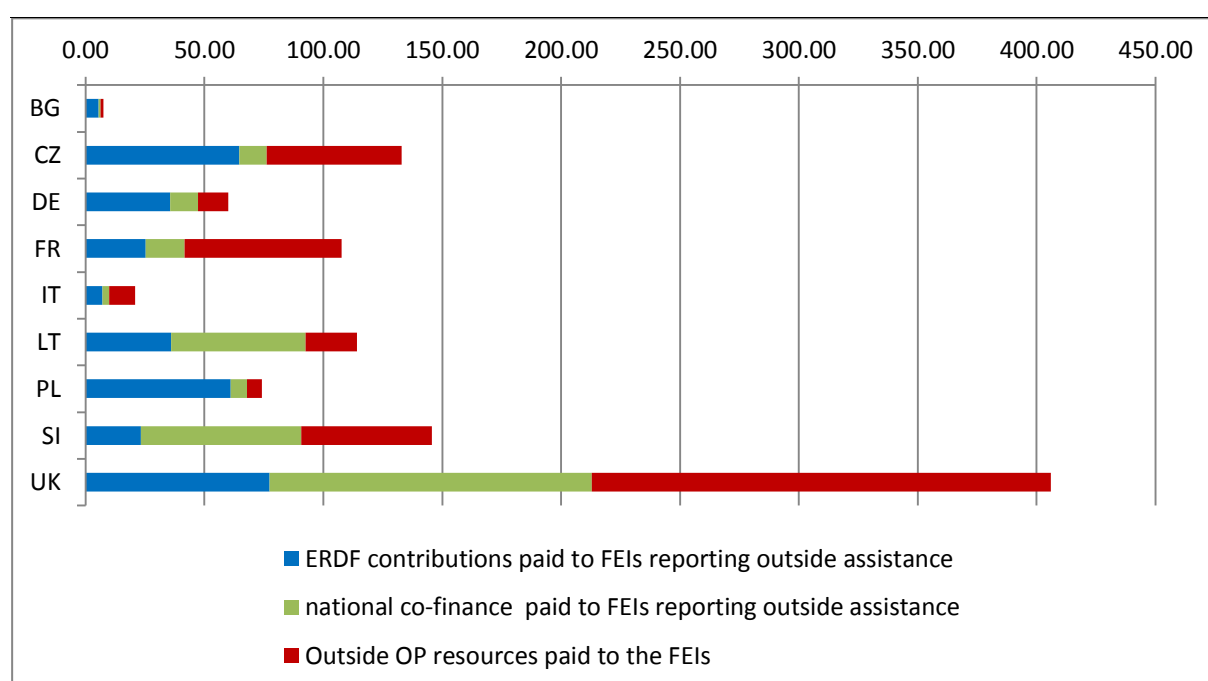
		BG	CZ	DE	FR	IT	LT	PL	SI	UK	Total
	ERDF contributions paid to FEIs reporting outside assistance	5.42	64.71	35.53	25.20	7.06	36.02	61.04	23.34	77.45	335.77
	national co-finance paid to FEIs reporting outside assistance	0.95	11.42	11.84	16.39	2.93	56.46	6.74	67.27	135.55	309.55
	Outside OP resources paid to the FEIs	1.02	56.75	12.63	65.99	10.85	21.74	6.34	55.00	193.07	423.39

Figure 5. Outside OP contributions paid to FEIs at the end of 2013 (in EUR mln)



Management costs and fees

Management costs and fees in the meaning of Article 78(6) of the General Regulation comprise any and all fees, costs, expense and other proceeds paid from the OPs to the managers of HFs and specific funds, as reimbursement or compensation for managing the

¹⁸ Data are not comparable with the information provided in the 2013 report. Information in the previous report used a different methodology to calculate outside OP contributions and compared them to the total OP contributions in the Member States. This year outside OP contributions are compared to the OP and ERDF of those instruments that report outside OP contributions

funds provided from OPs for effective investment in final recipients, and which can be declared as eligible expenditure for reimbursement from Structural Funds. Management costs refer to cost items reimbursed against evidence of expenditure, while management fees refer to an agreed price or compensation for services rendered.

Thresholds of management costs and fees for each category of funds or instruments on a yearly average, are established as a percentage of the capital contributed from the operational programme, are set out in Article 43(4) of the Implementing Regulation. These rates i.e. on average over the life of the fund 2% annually of the OP contributions for holding funds and guarantee funds, 3% annually of OP contributions for loan funds and equity funds and 4% annually for micro-credit instruments, are maximum rates which should not be exceeded, unless a competitive tendering procedure reveals that higher rates are necessary.

As the information collected in the third reporting exercise concerns cumulatively years 2007-2013, the comparison of management costs and fees should be made either between the FEIs operations established in the same year or for the average annual percentages. The comparison made on an annual basis is still affected by a certain error rate, as the thresholds of eligible management costs are calculated annually in relation to the contribution made from OP to the fund on a *pro rata temporis* basis. In last year's analysis management costs and fees were compared to the total amount of payments to FEIs despite the fact that fees were not reported for all FEIs. In order to get more accurate information, in this year's analysis, the costs and fees are compared with the payments to the FEIs only that reported on costs and fees, which represent 76% of the total amount of payments.

The analysis of the data reported by the managing authorities shows that:

- Eligible costs and fees involved in the set-up and management of the funds (holding funds and specific funds) amounted EUR 532.27 million and accounted on average for 4.9% of OP contributions to the relevant FEIs in the period 2007-2013. The annual average of the fees is 1.2%.¹⁹
- Management costs and fees paid to the holding funds amounted to EUR 169.31 million by the end of 2013, namely 23% more than reported by the end of 2012. Management costs and fees paid to the specific funds amounted to EUR 121.59 million at the level of specific funds operating under a holding fund and to EUR 241.37 million for specific

¹⁹ The number is not comparable with last year's 0.42%. In order to calculate the annual average management costs and fees in 2013 the total management costs and fees are divided by OP contributions to the relevant FEIs and divided by the average lifetime (4.1 years) of financial instruments reporting management costs and fees.

funds implemented without a holding fund. In percentage of OPs contributions made to those funds reporting on management costs and fees in 2007-2012, they represented 3.7% for holding funds and 5.7% for specific funds (Table 4);

- The biggest share (EUR 439.03 million or 82%) went to FEIs for enterprises, with the remaining EUR 59.59 million paid to the FEIs for urban development and EUR 33.64 million paid to the FEIs for energy efficiency/renewable energies. In percentage of OPs contributions made in 2007-2013 per type of FEIs management cost and fees represented 5.1% for FEIs for enterprises, 3.2% for FEIs dedicated to urban development and 8.4% for FEIs contributing to energy efficiency;
- Regarding the type of financial product offered by the FEIs to the final recipient significant differences in the amount of management costs and fees can be observed. On the level of specific funds loan instruments the percentage of OP contributions for management costs and fees is 5.0%, for guarantee instruments 3.7% and for equity/venture capital instruments 9.8%²⁰;
- Table 4 shows that specific funds established under HF have higher management costs and fees than specific funds established directly by the managing authority. The numbers are closely correlated with the fact that majority of specific funds under HF are loan instruments, which show on average higher costs and fees than guarantee instruments, which constitute the largest share of amounts paid to specific funds established directly by managing authorities.

²⁰ The percentages should be seen as indicative only. As there is a significant number of FEIs offering more than one financial product an arithmetic allocation of management costs and fees between different kinds of product may skew the results. Furthermore not all financial instruments have reported on the type of products they are providing, which explains why in Table 4 the OP contributions and management costs and fees for loan, guarantee and equity do not add up the amounts in the upper part of the table.

Table 4. Actual fees as reported in SFC 2007 - after corrections of implausible data

	Total			FEs for enterprises			FEs for urban development			FEs for energy efficiency/ renewable energies		
	OP contributions paid to the funds	OP contributions paid to the funds in management costs and fees		OP contributions paid to the funds	OP contributions paid to the funds in management costs and fees		OP contributions paid to the funds	OP contributions paid to the funds in management costs and fees		OP contributions paid to the funds	OP contributions paid to the funds in management costs and fees	
at the level of HFs	4,551.00	169.31	3.7%	3,134.48	122.51	3.9%	1,173.83	31.36	2.7%	242.69	15.44	6.4%
at the level of specific funds set-up with a HF	2,005.52	121.59	6.1%	1,290.83	85.69	6.6%	588.01	23.62	4.0%	126.68	12.28	9.7%
at the level of specific funds set-up without a HF	4,322.11	241.37	5.6%	4,174.78	230.83	5.5%	115.20	4.61	4.0%	32.13	5.93	18.5%
TOTAL	10,878.63	532.27	4.9%	8,600.09	439.03	5.1%	1,877.04	59.59	3.2%	401.50	33.65	8.4%

	loan			guarantee			equity		
	OP contributions paid to the funds	OP contributions paid to the funds in management costs and fees		OP contributions paid to the funds	OP contributions paid to the funds in management costs and fees		OP contributions paid to the funds	OP contributions paid to the funds in management costs and fees	
at the level of HFs	N.A.	N.A.	N.A.	N.A.	N.A.	N.A.	N.A.	N.A.	N.A.
at the level of specific funds set-up with a HF	1,288.51	65.09	5.1%	234.10	6.74	2.9%	558.79	57.16	10.2%
at the level of specific funds set-up without a HF	85.24	3.05	3.6%	1,268.40	49.35	3.9%	1,033.69	98.69	9.5%
TOTAL	1,373.75	68.14	5.0%	1,502.50	56.09	3.7%	1,592.48	155.85	9.8%

Jobs created

Already in the first regulatory exercise the Commission proposed the Member States to report additional information on jobs created in the implementation of FEIs operations. As the information on jobs created provided in the AIRs for 2011 was very limited and numbers overestimated²¹, the Commission decided for 2012 and 2013 to align the definition of "jobs created" with core indicator n°1 for ERDF operational programmes²². Given the specificity of FEIs operations under the ESF operational programmes, the Commission invited Member States to provide, if possible, information on the number of participants in operations, in accordance with Annex XXIII of the Implementing Regulation 1828/2006. The information on jobs created through the FEIs operations by end of 2013 was provided in the AIRs of 89 operational programmes. Eighteen member states have provided information. Most of the information was reported by Belgium, Finland, France, Germany, Greece, Italy, Poland, Portugal and the United Kingdom.

The data reported referred to 353 specific funds and for 275 of them the reported information was higher than "0". In 88 AIRs for 2013 Member States reported at least²³ 65,000 jobs as created through FEIs, which represents 11% of the approximately 600,000 jobs created through all operations supported from the OPs at the end of 2013 according to AIR 2013²⁴.

Product specific information

In the period 2007-2013 the specific funds made a total of 204,079 financial transactions to final recipients with EUR 6,678.20 million of OP contributions and, including EUR 4,039.13 million of Structural Funds. In terms of the number of FEIs and amounts disbursed to final recipients loan funds are the most important instruments. 94,850 loans with a value of EUR 3.414,87 million have been provided by FEIs out of which are EUR 2,463.3 million are from the Structural Funds as shown in Table 5 and Table 6. The average size of loans provided is around EUR 28,000. Loan instruments are used in all areas, for enterprises, for urban development and for energy efficiency/renewable energy. In total 97,086 guarantees and other risk-bearing products have been provided with a total value of EUR 1.438,91 million, out of which EUR 769.14 million are contributions from Structural Funds thus the

²¹ As at the first regulatory reporting exercise the definition of this indicator was not clear, numbers reported by the Member States included jobs created, but also safeguarded.

²² Definition: gross direct jobs created, full time equivalents, Source: "Working Document No. 7. Indicative Guidelines on evaluation methods: Reporting on core indicators for the European Regional Development Fund and the Cohesion Fund", http://ec.europa.eu/regional_policy/sources/docoffic/working/sf2000_en.htm

²³ This total number excludes the implausible information provided for some OPs, for example when the number of jobs created by FEIs was higher than total achievement for 2012 at the level of OP.

²⁴ The number of jobs created by all Operational Programmes covers only ERDF as none of the ESF FEI has reported on jobs created.

average size is EUR 15,000. This type of product is used only for the support for enterprises and not in other areas. In the reporting period 2,759 equity and quasi-equity investments have been made with a total value of EUR 1,205.14 million, out of which EUR 596.15 million are from Structural Funds. Equity investments, with an average size of EUR 437,000 have been mainly used to support enterprises, with very few exceptions in the other two areas.

'Other financial products' in the sense of Articles 44 and 78(6) of the General Regulation include interest rate subsidies, guarantee fee subsidies and equivalent measures which can be considered as a FEI operation when they are associated and combined with loans or guarantees co-financed from Structural Funds in a single financing package. Pure interest rate subsidies or pure guarantee fee subsidies are not considered as a FEI operation in the context of ERDF, as they are not repaid and do not support risk-sharing as such. A total of 9,384 'other products' were reported with a total volume of EUR 620.15 million out of which EUR 211.31 million from Structural Funds. The average size of EUR 66,000 per transaction for 'other products' unrealistically high as for a number of FEIs have reported volumes but not number of products provided.

Table 5. Number of products offered to final recipients by specific funds

	All specific funds	FEIs for enterprises	FEI for UDF	FEI for EE and RES
Loans	94,850	54,562	2,067	38,221
Guarantees	97,086	97,086	0	0
Equity/venture capital	2,759	2,742	3	14
Other products*	9,384	9,384	0	0
TOTAL	204,079	163,774	2,070	38,235

Table 6. OP amounts disbursed to final recipients by specific funds (in EUR mln)

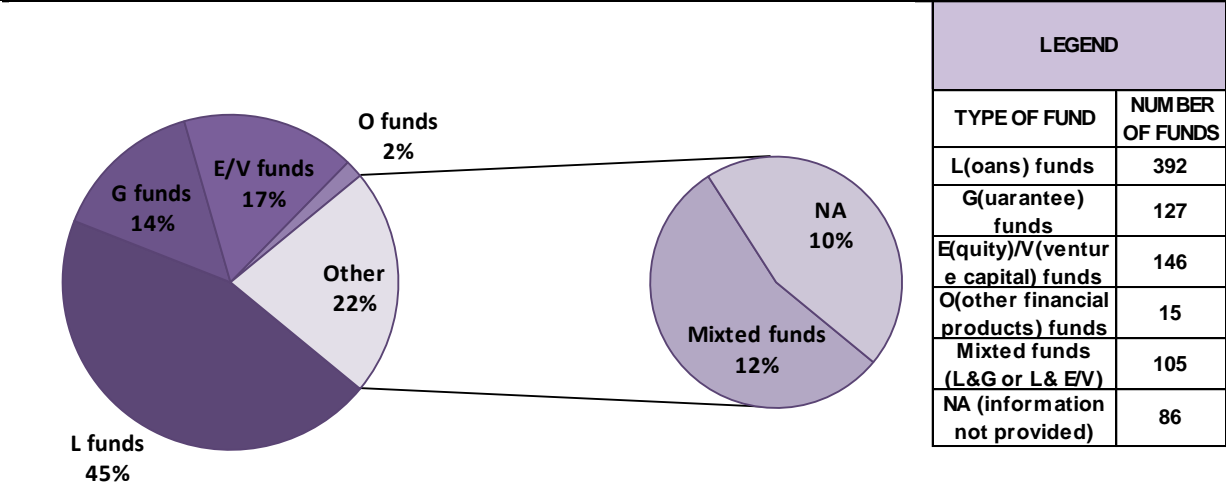
	All specific funds	FEIs for enterprises	FEI for UDF	FEI for EE and RES
Loans	3,414.87	3,136.41	133.40	145.05
Guarantees	1,438.91	1,437.94	0.00	0.00
Equity/venture capitals	1,205.24	1,161.90	37.48	5.86
Other products	620.15	516.10	0.00	104.05
TOTAL	6,679.17	6,252.35	170.88	254.96

*The funds supporting energy efficiency and renewable energy through other products did not provide information on the number of transactions.

The type of funds established in Member States differs significantly. According to the data reported there were 392 dedicated loan funds in 21 Member States. Four countries (MT, SE, SI, SK) did not establish loan instruments and in 17 Member States this was the most common form of fund. In 17 Member States 127 guarantee funds were established, which in Malta is the only kind of specific funds established and in Italy it is the most common form of fund. 146 dedicated equity and quasi equity specific funds exist in 13 Member States, which is the only form of fund established in Sweden and it is the most common form of fund in Portugal. In four Member States there are dedicated specific funds offering other products, were established in four countries (EE, IT, PT, SI). The 105 mixed funds are in the largest number specific offering loans and guarantees and to a lesser degree loans and equity. There

are in total 7 specific funds which provide all three major types of FEIs. In 16 countries mixed funds were established where in Denmark of them it is the most common type. In total for 86 specific funds no information was provided on what type of products the fund will provide. Majority of these cases can be found in two Member States (FR, IT).

Figure 6. Specific funds set-up at the end of 2013, per type of financial products offered



Final recipients supported by the FEIs

In the third regulatory reporting exercise Member States provided the information either for all or some of 6 categories of final recipients defined by the Commission in the reporting module. No information on the number of final recipients was provided for about 30% of the FEIs that made investments in final recipients; therefore the actual number is higher than presented below. On the basis of the information provided by the Member States, FEIs supported more than 203,000 final recipients. Enterprises²⁵, mainly SMEs and micro-enterprises, were the largest group of final recipients receiving the revolving support through FEIs (Table 5), followed by individuals and other final recipients. The number of urban projects supported by FEIs was reported by six Member States (Bulgaria, Germany, Italy, Poland, Portugal and the United Kingdom) and seems to be underestimated.

On average, each final recipient supported by the FEIs received about EUR 26,000 of OP contributions, out of which about 60% from Structural Funds. The average amount per final recipient based on reported figures varies significantly among the Member States. In 6 Member States the average amount per final recipient was higher than EUR 100,000 (Austria, Denmark, Estonia, Germany, Sweden and the United Kingdom), whereas other 6 Member States the average amount as below EUR 10,000 (Greece, Finland, Italy, Malta, Poland and Portugal). This is reflecting diversity in types of products provided, where some countries

²⁵ Definitions of enterprises based on the Commission Recommendation 2003/361/EC of 6 May 2003.

focus on larger equity investments whereas in other mainly small guarantees are given. Also the type of final recipients varies ranging from larger enterprises, via SME to micro-enterprises and individual persons.

Table 7. Final recipients supported by FEIs at the end of 2013 (per type of financial product)

Final recipient supported	Final recipients supported by FEIs	Final recipients supported by loan	by a guarantee	by an equity/venture capital investment	by other financial product
large enterprises	251	165	53	2	31
SMEs	99,941	38,354	42,541	1,972	17,074
micro-enterprises	45,640	21,527	20,007	755	3,351
Individuals	54,848	46,603	7,820	NA	425
Urban projects	117	117	0	0	0
Other final recipients	2,520	2,500	5	15	0
TOTAL	203,317	109,266	70,426	2,744	20,881

1. Financial engineering instruments for enterprises

1.1. Structure and implementation of the FEIs

The legal framework for FEIs for enterprises is established in Article 44, paragraph 1 (a) of the General Regulation which states that *"as part of an operational programme, the Structural Funds may finance expenditure in respect of an operation comprising contributions to support the following: (a) financial engineering instruments for enterprises, primarily small and medium-sized ones, such as venture capital funds, guarantee funds and loan funds"*. In light of the above, this chapter summarises information on FEIs for enterprises implemented with or without a holding fund, pursuant to Article 44 of Council Regulation (EC) 1083/2006.

At the end of 2013 a total of 808 specific funds for enterprises offering all types of financial products (namely: loans, guarantees, equity/venture capital and other products like interest rate subsidies, guarantee fee subsidies, interest rate rebates and equivalent measures) were set up in 25 Member States. Funds for enterprises implemented under a holding fund constitute the majority (i.e. 438 funds) of specific funds for enterprises. The remaining 368 specific funds were implemented without a holding fund. In comparison to the corresponding category of data for 2012 this represents a slight decrease of 10 specific funds. The decrease stems from the changed methodology of counting FEIs, where in this report several instalments to specific funds are merged and counted as one instrument. This information is summarised and presented by Member State in Table 8.

There are substantial differences among Member States as regards geographical coverage, total number, type and size of specific funds for enterprises, namely:

- 16 Member States reported 428 specific funds implemented under national and regional holding funds;
- In 9 Member States (AT, BE, CZ, DE, DK, EE, FI, NL and SE) all specific funds for enterprises have been set up as independent legal entities without a holding fund;
- In 11 Member States (EL, ES, FR, HU, IT, LT, LV, PL, PT, SI, UK) specific funds were implemented with both modes of implementation i.e. with holding fund and without holding fund;

- All holding funds²⁶ set up to implement specific funds for enterprises were operational, namely they selected financial intermediary(ies) and made contributions to specific funds.
- According to the data reported to the Commission, 12 holding funds in 9 Member States were managed by the EIF²⁷, thus 34 remaining holding funds were managed by national financial institutions and bodies;
- Out of 808 specific funds, 45 were set-up under ESF operational programmes in 7 Member States (DE, DK, EE, IT, LT, LV and PL). Those specific funds (mostly offering loans) have been established progressively as from 2008. 17 new funding agreements were signed in 2013, within 6 operational programmes.

Table 8. FEIs for enterprises set-up at the end of 2013

1	2	3	3a	3b	3c
N°	Member State	N° of FEIs (1)	out of which HF	out of which specific funds with a HF	out of which specific funds without a HF
1	AT	2	0	0	2
2	BE	9	0	0	9
3	BG	5	1	4	0
5	CY	5	1	4	0
4	CZ	2	0	0	2
6	DE	42	0	0	42
7	DK	7	0	0	7
9	EE	5	0	0	5
10	EL	23	2	20	1
11	ES	9	1	1	7
11	FI	1	0	0	1
12	FR	84	2	17	65
13	HU	165	1	163	1
14	IT	99	12	14	73
15	LT	28	3	24	1
16	LV	13	1	8	4
17	MT	2	1	1	0
18	NL	5	0	0	5
19	PL	220	9	119	92
20	PT	54	2	36	16
21	RO	4	1	3	0
22	SE	11	0	0	11
23	SI	3	1	1	1
24	SK	4	1	3	0
25	UK	52	7	22	23
Total		854	46	440	368

(1) including: holding funds and specific fund implemented with and without a holding fund

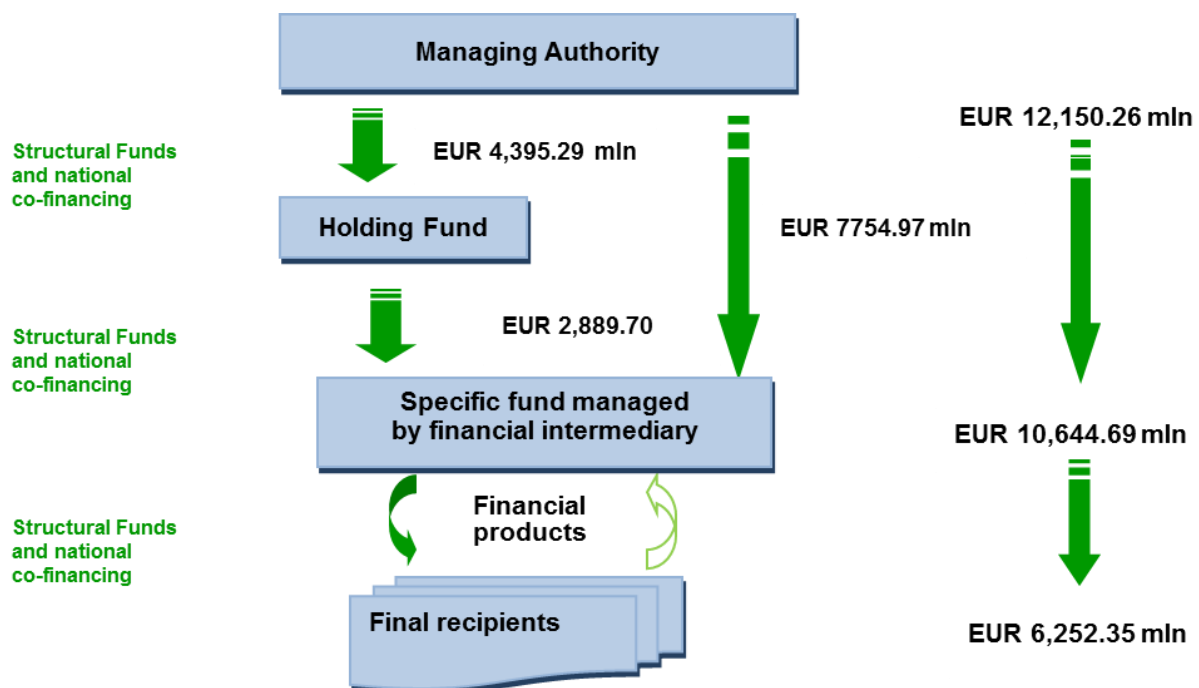
²⁶ JEREMIE HF in Slovakia has not reported on specific funds under the HF but to the knowledge of the European Commission the HF has selected already specific funds.

²⁷ Excluding JEREMY HF for Sicily, managed by the EIF, which was not reported in the AIR for 2012 and 2013.

1.2. Financing of the funds for enterprises

Operational programme contributions totalling EUR 12,150.26 million went either to holding funds or directly to specific funds for enterprises at the end of 2013. This aggregated amount, including EUR 8,129.99 million of Structural Funds (or 67% of OP contributions), was supported with further EUR 4,020.26 million of national public and private co-financing. 95% (or EUR 13,597.87 million) of Structural Funds paid to the FEIs for enterprises came from the ERDF OPs. The ESF OPs contributed to FEIs for enterprises with a total amount of EUR 680.33 million, including EUR 333.92 million from ESF and EUR 346.41 million from the national resources.

Figure 7. OP contributions paid to the FEIs for enterprises and invested in final recipients at the end of 2013



The total value of operation programme contribution paid to the holding funds amounted to EUR 4,395.29 million, including EUR 3,274.33 million of Structural Funds and EUR 1,120.95 million (25%) of the national co-financing. Out of OP contributions paid to the holding funds, almost two-third (i.e. EUR 2,889.70 million) was transferred to the specific funds, for subsequent investments in final recipients. This means that EUR 1,505.59 million of OP contributions remained at the level of holding funds at the end of 2013. In addition, EUR 7,754.97 million of OP contributions, including EUR 4,855.67 million of Structural Funds and EUR 2,899.30 million of national co-financing, was paid directly from managing authorities to the specific funds set up without a holding fund. This represents an increase by 28% in comparison to the data reported for 2012. Financial support for enterprises available

at the level of specific funds at the end of 2013 amounted to EUR 10,644.69 million of Structural Funds' OP contributions. Out of this amount, EUR 6,899.76 million was Structural Funds and EUR 3,744.91 million was national public and private resources. The information on financing of the funds for enterprises and the investments made in final recipients is summarised in Table 9 and Table 10.

1.3. Investments made in enterprises

The data provided in the Annual Implementation Reports for 2013 indicate that investments made by specific funds in enterprises were mainly realised through guarantees and loans, less through equity/venture capital and other investments. The specific funds set-up in 2 Member States offered to enterprises one type of financial product (loans or guarantees), however in 14 Member States specific funds offered two or more types of financial products to final recipients.

As regards ESF, the co-financed FEIs loan schemes were the most frequent type of ESF co-financed FEIs, although some managing authorities did chose to support guarantee funds and also, but more rarely, equity Funds. Most, if not all, focus on micro and/or social enterprises and often targeting specific populations, such as the self-employed and/or disadvantaged people. Beyond the legal restrictions, limiting the areas of intervention of ESF through FEIs to support for enterprises, falling under article 44 paragraph 1(a) of the General Regulation, the specific target populations of the ESF and corresponding financial product offered (micro-financed) explain the level of amounts committed and paid so far (for more details see Table 20 in Annex 1).

The first **specific loan funds** were set-up in 2007 (12 funding agreements signed) and at the end of 2013 there were 351 specific loan funds offering loans to enterprises. In the period 2007-2013 those funds offered a total number of 54,562 loans with EUR 3,136.41 million of OP contributions and, including EUR 2,463.32 million of Structural Funds. On average, one loan disbursed to final recipients received EUR 57,000 of OP contributions, out of which EUR 45,000 of Structural Funds. The first **specific funds for enterprises offering guarantees** as a financial product were set up in 2007-2008. The number of funding agreements signed between financial intermediaries and managing authorities or holding funds for guarantees grew progressively, reaching a peak in 2009. On 31 December 2013, there were 127 specific guarantee funds. For the period 2007-2013, managing authorities reported 97,086 guarantees committed for disbursed loans and other risk-bearing instruments,

with total of EUR 1,437.94 million of OP contributions, including EUR 769.14 million of Structural Funds. On average, EUR 15,000 of OP contributions, including EUR 8,000 of Structural Funds, was committed per guarantee for one loan disbursed to the final recipient.

In 2007-2013 specific funds for enterprises signed also funding agreements with managing authorities or holding funds in order to make **equity and quasi-equity investments** in enterprises or offering a combination of loans and equity financial products. Most of the funding agreements for equity and venture capital funds were signed during 2009-2011 and by the end of 2013 Member States reported 143 specific funds which made 2,742 equity/venture capital investments in enterprises. On 31 December 2013 those investments represented a total of EUR 1,161.90 million of OP contributions, out of which more than a half (EUR 596.15 million) constituted Structural Funds. The OP contribution paid to one equity investment was of range of EUR 42,000, out of which EUR 22,000 from Structural Funds.

Other financial products such as interest rate subsidies, guarantee fee subsidies and equivalent measures Pure interest rate subsidies or pure guarantee fee subsidies are not considered as a FEI operation in the context of ERDF, as they are not repaid and do not support risk-sharing as such. However, for the ESF, this type of financial product has been offered by one specific fund in Latvia. In 2007-2013, 14 specific funds for enterprises offered other financial products falling under the above-mentioned categories. The total number of other products investments made in final recipients amounted to 9,384 and EUR 516.10 million of OP contributions, out of which EUR 211.32 million from Structural Funds. It means that each investment benefited on average from EUR 55,000 of OP contributions and EUR 23,000 of Structural Funds. Another 96 specific funds supported from the ERDF and ESF operational programmes were set-up as mixed funds, offering a combination of financial products: loans and guarantees or loans and equity/venture capital investments. For 75 FEIs no information on products provided was available.

The progress in implementing and financing FEIs for enterprises can therefore be summarised as follows: the number of FEIs reported declined slightly mainly due to changed methodology; the amount of OP contributions paid to the FEIs increased by 16%; and absorption at the level of final recipients increased by 37%, giving a total absorption rate of 51%.

Table 9. Number of products offered to final recipients by specific funds for enterprises

	All specific funds	FEs for enterprises
Loans	94,850	54,562
Guarantees	97,086	97,086
Equity/venture capital	2,759	2,742
Other products	9,384	9,384
TOTAL	204,079	163,774

Table 10. OP amounts disbursed to final recipients by specific funds for enterprises (in EUR mln)

	All specific funds	FEs for enterprises
Loans	3,414.87	3,136.41
Guarantees	1,438.91	1,437.94
Equity/venture capitals	1,205.24	1,161.90
Other products	620.15	516.10
TOTAL	6,679.17	6,252.35

Figure 8: Specific funds for enterprises set-up at the end of 2013, per type of financial product offered

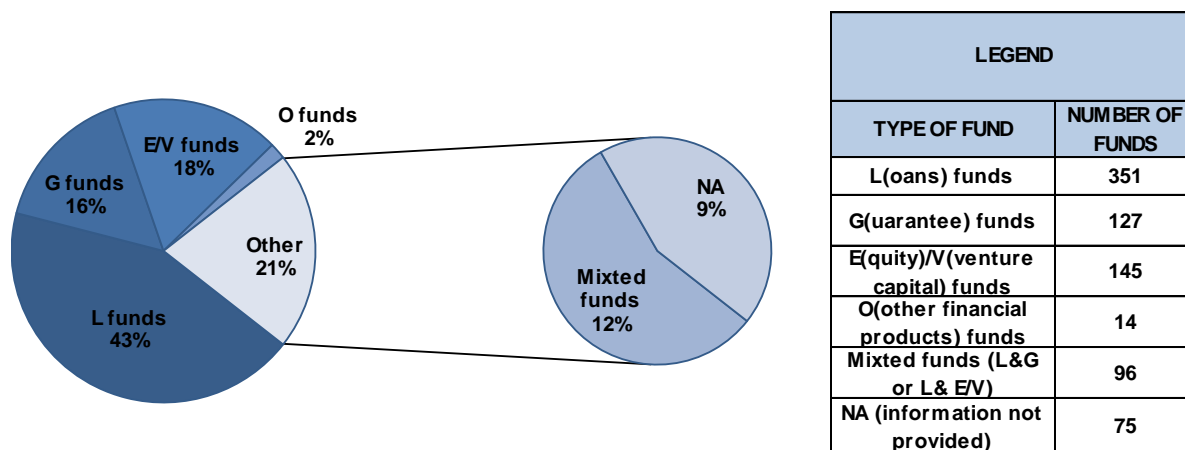


Table 11. Amounts of OP contributions paid to the FEIs for enterprises and invested in final recipients at the end of 2013 (in EUR mln)

1 N°	2 Member State	3 N° of FEIs (1)	3a out of which HF	3b out of which specific funds with a HF	3c out of which specific funds without a HF	4 OP contributions paid to FEIs (2)	4a out of which Structural Funds	5 OP contributions paid to specific funds (3)	5a out of which Structural Funds	6 OP contributions remaining in HFs	7 OP contributions paid to final recipients		7a out of which Structural Funds (4)	8 OP contributions remaining in specific funds
											in absolute amounts	in % of OP contributions paid to FEIs		
1	AT	2	0	0	2	26.79	10.27	26.79	10.27	0.00	9.05	34%	5.43	17.74
2	BE	9	0	0	9	392.38	157.49	392.38	157.49	0.00	206.58	53%	82.63	185.80
3	BG	5	1	4	0	349.00	296.65	147.04	124.98	201.96	85.70	25%	69.54	61.34
5	CY	5	1	4	0	20.00	17.00	9.70	8.25	10.30	10.11	51%	8.59	-0.40
4	CZ	2	0	0	2	236.61	134.52	236.61	134.52	0.00	216.11	91%	116.24	20.49
6	DE	42	0	0	42	1427.25	885.99	1427.25	885.99	0.00	988.13	69%	729.62	439.12
7	DK	7	0	0	7	22.08	10.97	22.08	10.97	0.00	11.51	52%	5.70	10.57
8	EE	5	0	0	5	133.29	106.93	133.29	106.93	0.00	119.39	90%	93.03	13.90
9	EL	23	2	20	1	1019.50	838.56	423.32	356.51	596.18	170.60	17%	128.99	252.72
10	ES	9	1	1	7	970.87	748.24	970.87	748.24	0.00	239.40	25%	180.56	731.47
11	FI	1	0	0	1	75.26	35.30	75.26	35.30	0.00	57.56	76%	27.64	17.70
12	FR	84	2	17	65	239.47	113.72	197.69	87.42	41.79	220.07	92%	72.65	-22.39
13	HU	165	1	163	1	721.08	612.92	682.13	579.81	38.95	571.69	79%	485.25	110.44
14	IT	99	2	14	73	3299.66	1886.07	3231.64	1857.60	68.02	1211.90	37%	433.72	2019.74
15	LT	28	3	24	1	292.77	292.77	220.66	220.66	72.11	253.16	86%	198.76	-32.50
16	LV	13	1	8	4	208.28	161.01	158.59	115.67	49.69	137.45	66%	101.28	21.15
17	MT	2	1	1	0	12.00	10.20	0.06	0.05	11.94	7.39	62%	6.28	-7.33
18	NL	5	0	0	5	53.26	11.08	53.26	11.08	0.00	28.78	54%	10.15	24.49
19	PL	220	9	119	92	924.91	788.52	825.49	700.95	99.43	643.98	70%	545.92	181.50
20	PT	54	2	36	16	314.01	233.31	317.82	189.52	-3.81	219.38	70%	134.98	98.44
21	RO	4	1	3	0	150.00	129.00	137.56	118.30	12.44	35.52	24%	30.53	102.04
22	SE	11	0	0	11	139.54	74.14	139.54	74.14	0.00	104.93	75%	48.70	34.61
23	SI	3	1	1	1	105.81	89.94	70.12	59.60	35.69	101.74	96%	78.88	-31.62
24	SK	4	1	3	0	100.00	85.00	0.00	0.00	100.00	0.85	1%	0.73	-0.85
25	UK	52	7	22	23	916.44	400.39	745.54	305.52	170.90	601.37	66%	253.71	144.17
Total		854	46	440	368	12,150.26	8,129.99	10,644.69	6,899.77	1,505.59	6,252.35	51%	3,849.51	4,392.34

(1) including: holding funds and specific fund implemented with and without a holding fund;

(2) paid to holding funds and directly to specific funds implemented without a holding;

(3) paid to specific funds implemented with and without a holding fund.

(4) for 13 specific funds the Structural Fund part of the OP contribution paid to Final Recipients was not reported. The amount should be higher by estimated EUR 229 million

2. Financial engineering instruments for urban development

2.1. Structure and implementation of the FEIs

Article 44, paragraph 1 (b) of the General Regulation states that financial engineering instruments can also take the form of actions which make repayable investments (or provide guarantees for repayable investments) in public private partnerships or other urban projects included in the integrated plans for sustainable urban development.

Over 2007-2013, OP contributions supported 56 FEIs in the area of urban development in 11 Member States (Table 12). Compared to the previous reporting exercise, Member States reported a lower number of holding funds (16)²⁸. The reduction of holding funds compared to the previous year is because one fund which was reported in 2012 in this year is reported as specific fund and one holding fund is reported as a fund for energy efficiency/renewable energy. 88% of the specific funds were implemented through holding funds. In one Member State (the United Kingdom) specific instruments for urban development were implemented both with and without a holding fund.

Table 12. FEIs for urban development set-up at the end of 2013

1	2	3	3a	3b	3c
N°	Member State	N° of FEIs (1)	out of which HF	out of which specific funds with a HF	out of which specific funds without a HF
1	BG	3	1	2	0
2	CZ	1	0	1	0
3	DE	3	0	0	3
4	EL	6	1	5	0
5	ES	3	1	2	0
6	IT	5	2	3	0
7	LT	8	1	7	0
8	NL (2)	2	1	1	0
9	PL	11	5	6	0
10	PT	4	1	3	0
11	UK	10	3	5	2
Total		56	16	35	5

(1) including: holding funds and specific fund implemented with and without a holding fund

(2) Under the holding fund are specific funds for urban development and energy efficiency and renewable energy. The holding fund is listed therefore in both categories.

In the majority of Member States concerned there was at least one holding fund established, however Italy, Poland the United Kingdom reported two or more holding funds. Holding

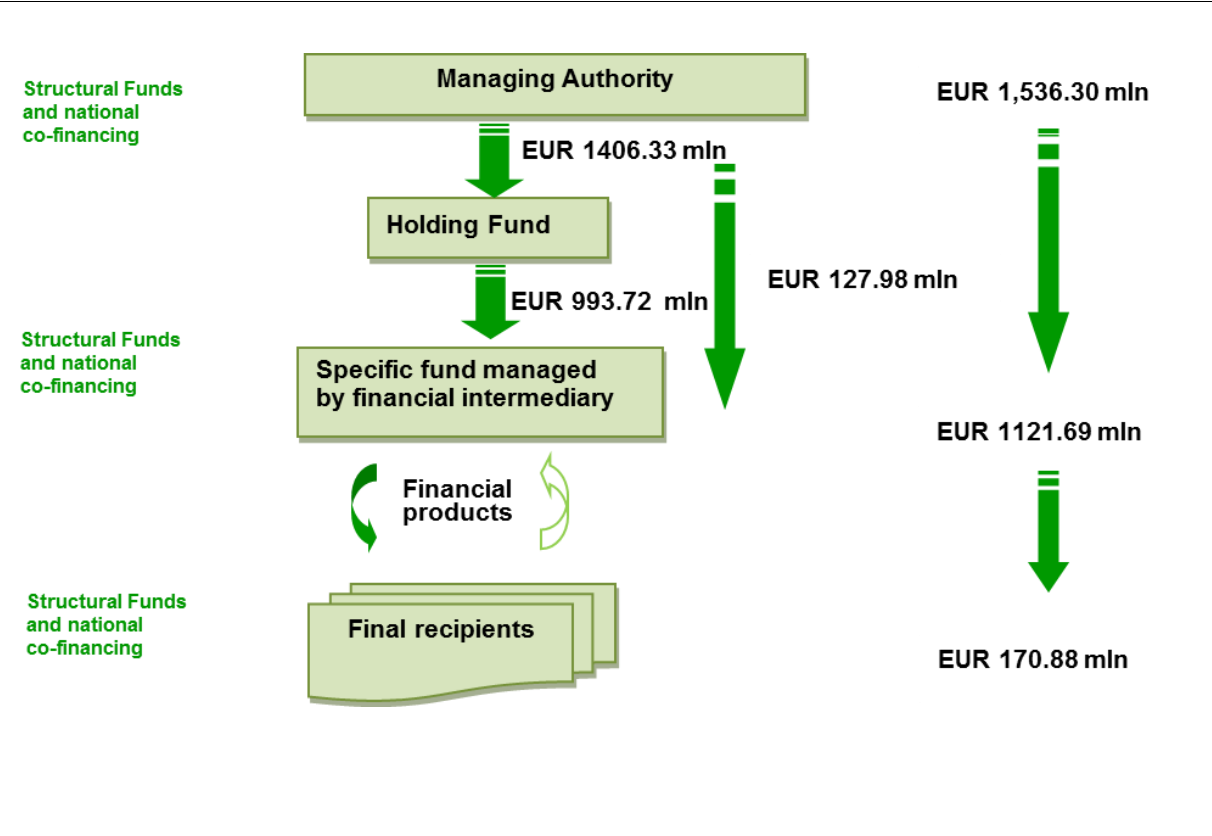
²⁸ Excluding JESSICA HF for Sicily, managed by the EIB, which was not reported in the AIR for 2012 and 2013.

funds for urban development were established mostly in 2009-2010 and almost all are managed by the European Investment Bank²⁹.

2.2. Financing of the funds for urban development

Operational programme contributions paid to the FEIs in the area of urban development at the end of 2013 amounted to EUR 1,536.60 million, with EUR 1,073.38 million of Structural Funds and EUR 332.95 million of the national co-financing. 92% (or EUR 1406.33 million) of all OP contributions was firstly transferred by the managing authorities to 16 holding funds set-up in 9 Member States. At the end of 2013 the holding funds paid two-third of the OP contributions previously received from the managing authorities (EUR 993.72 million, including EUR 726.25 million from ERDF) to the specific urban development funds. One third (i.e. EUR 412.60 million) of OP contributions remained at the level of holding funds in 7 Member States (Bulgaria, Greece, the Netherlands³⁰, Italy, Lithuania, Poland and the United Kingdom). In Spain a negative amount is reported for the Holding Fund which may be due to reporting errors.

Figure 9. Operational programme contributions paid to the FEIs for urban development and invested in the urban projects at the end of 2013 (in EUR mln)



²⁹ According to data provided by the EIB, 18 HFs were under its management at the end of 2013.

³⁰ The Dutch HF provides funding for one specific fund for urban development and one specific fund for energy efficiency/renewable energy. The Holding fund is counted in both categories in Table 11 and 15 and the payments HF are split according to the commitments to the specific funds.

Further EUR 127.98 million of OP contributions was paid directly to specific urban development funds set-up without a holding fund with an important share of EUR 32.78 million (out of which EUR 22.78 million from ERDF) was allocated to the specific funds in Germany. The financing of the funds for urban development and their investments in the urban projects are presented in (Figure 9).

2.3. Investments made in urban development projects

Regarding the specific urban development funds operating in 2007-2013, investments at the level of final recipients took place in 7 out of 11 Member States (Bulgaria, Greece, Spain, Lithuania, Poland, Portugal and the United Kingdom). The amount paid more than tripled in 2013. A total amount of EUR 170.88 million of OP contributions (including EUR 110.89 million of Structural Funds) was reported as disbursed through loans and equity/venture capital investments for the benefit of urban development projects. The average OP contribution invested per project was EUR 64,000, including EUR 54,000 of ERDF. Investment in form of equity was only used in the United Kingdom. The tables below show the number of financial products offered to the final recipients (Table 13) and the amounts of OP contributions invested in them (Table 14).

Table 13. Number of products offered to final recipients by specific funds for urban development

	All specific funds	FEIs for urban development
Loans	94,850	2,067
Guarantees	97,086	0
Equity/ venture capital	2,759	3
Other products	9,384	0
TOTAL	204,079	2,070

Table 14. OP amounts disbursed to final recipients by specific funds for urban development (in EUR mln)

	All specific funds	FEIs for urban development
Loans	3,415	133.40
Guarantees	1,439	0.00
Equity/ venture capitals	1,205	37.48
Other products	620	0.00
TOTAL	6,679	170.88

The increasing tendency in the reported data was therefore also seen for FEIs in the field of urban development: the number of FEIs remained stable; OPs payments to FEIs reported declined by 6%, because one HF was reported in 2012 for urban development is categorised by the managing authority in 2013 as an energy efficiency fund. The absorption at the level of final recipients more than tripled compared to the previous year. However, the total absorption rate at the level of final recipients remains low with 11% of OP contributions paid to the FEIs and it would, therefore, seem that considerable efforts are still needed to ensure further progress.

Table 15. Amounts of OP contributions paid to the FEIs for urban development and invested in final recipients at the end of 2013 (in EUR mln)

1	2	3	3a	3b	3c	4	4a	5	5a	6	7		7a	8
N°	Member State	N° of FEIs (1)	out of which HF	out of which specific funds with a HF	out of which specific funds without a HF	OP contributions paid to FEIs (2)	out of which Structural Funds	OP contributions paid to specific funds (3)	out of which Structural Funds	OP contributions remaining in HFs	OP contributions paid to final recipients		out of which Structural Funds	OP contributions remaining in specific funds
											in absolute amounts	in %		
1	BG	3	1	2	0	33.00	28.05	31.44	26.73	1.56	0.91	3%	0.77	30.54
2	CZ	1	0	1	0	20.58	17.49	20.58	17.49	0.00	0.00	0%	0.00	20.58
3	DE	3	0	0	3	32.78	22.78	32.78	22.78	0.00	0.00	0%	0.00	32.78
4	EL	6	1	5	0	258.00	197.66	221.22	168.46	36.78	0.15	0%	0.12	221.07
5	ES	3	1	2	0	123.42	91.48	127.66	91.48	-4.23	6.43	5%	4.62	121.23
6	IT	5	2	3	0	170.00	88.02	138.11	73.50	31.89	0.00	0%	0.00	138.11
7	LT	8	1	7	0	149.41	127.00	70.00	70.00	79.41	18.61	12%	18.61	51.39
8	NL (4)	2	1	1	0	2.00	0.00	0.00	0.00	2.00	0.00	0%	0.00	0.00
9	PL	11	5	6	0	258.91	212.00	248.04	203.21	10.87	78.49	30%	63.67	169.55
10	PT	4	1	3	0	132.50	102.50	49.63	32.96	82.87	15.78	12%	10.09	33.85
11	UK	10	3	5	2	355.70	186.40	182.23	106.97	173.47	50.51	14%	13.00	131.72
Total		56	16	35	5	1,536.30	1,073.38	1,121.69	813.58	414.62	170.88	11%	110.88	950.82

(1) including: holding funds and specific fund implemented with and without a holding fund;

(2) paid to holding funds and directly to specific funds implemented without a holding fund;

(3) paid to specific funds implemented with and without a holding fund.

(4) under the holding fund are specific funds for urban development and energy efficiency and renewable energy. The holding fund is listed therefore in both categories. The paid amounts are allocated according to the commitment per category.

3. Financial engineering instruments for energy efficiency and renewable energies

3.1. Structure and implementation of the FEIs

Article 44, paragraph 1 (c) of the General Regulation, provide also for the possibility for financing investments in energy efficiency and use of renewable energies in buildings (including in existing housing), through funds or other incentive schemes providing loans, guarantees for repayable investments or equivalent instruments. At the end of 2013 there were FEIs for energy efficiency and renewable energies supported by the OPs in 12 Member States (Table 16)³¹. More than half (19) of the 36 specific funds are established under 9 holding funds. The remaining 17 specific funds were set-up without a holding fund. In 2013 new FEIs for energy efficiency/renewable energies were set-up in Italy (2 HF and 2 specific funds), 2 specific funds in the UK, one specific fund in DE and one specific fund in SK. The additional holding fund and specific fund in Spain, was reported in the previous year under urban development.³²

Table 16. FEIs for energy efficiency and renewable energies set-up at the end of 2013

1	2	3	3a	3b	3c
N°	Member State	N° of FEIs (1)	out of which HF	out of which specific funds with a HF	out of which specific funds without a HF
1	BG	1	0	0	1
2	CZ	1	1	0	0
3	DE	1	0	0	1
4	DK	2	0	0	2
5	EE	1	0	0	1
6	EL	2	1	1	0
7	ES	2	1	1	0
9	IT	10	4	4	2
10	NL (2)	3	1	1	1
11	SK	1	0	0	1
12	UK	8	0	0	8
Total		32	8	7	17

(1) including: holding funds and specific fund implemented with and without a holding fund

(2) under the holding fund are specific funds for urban development and energy efficiency and renewable energy. The holding fund is listed therefore in both categories.

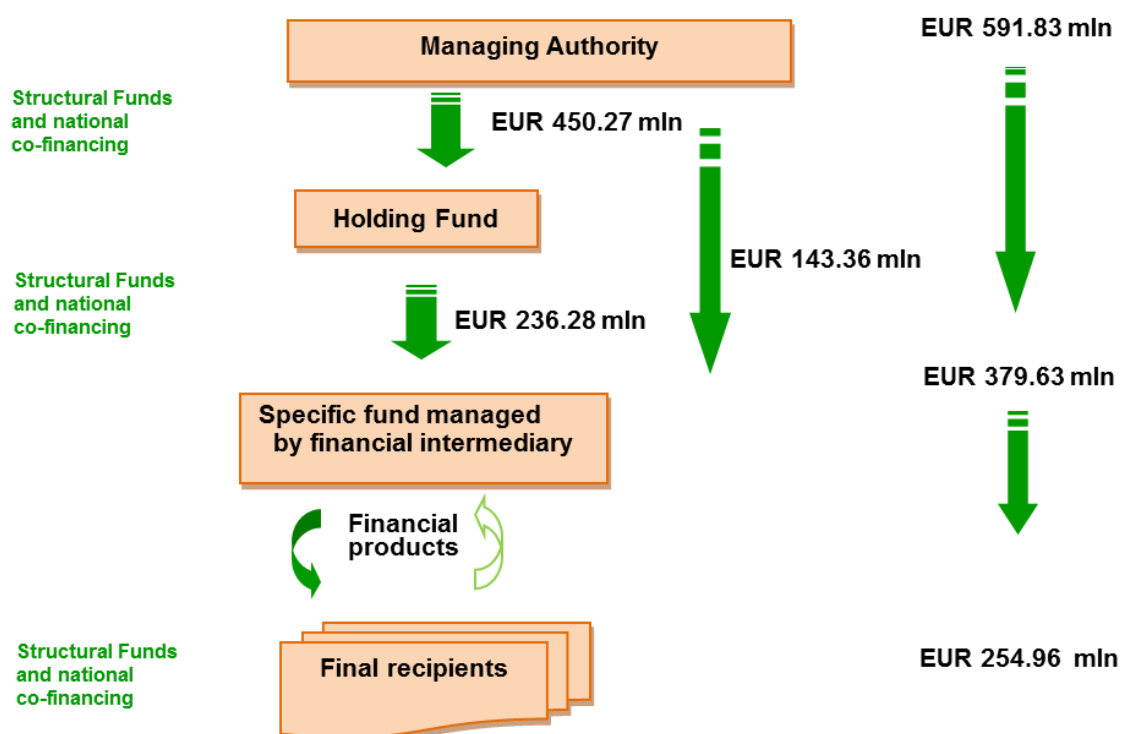
³¹ The Dutch HF provides funding for one specific fund for urban development and one specific fund for energy efficiency/renewable energy. The Holding fund is counted in both categories in Table 11 and 15 and the payments HF are split according to the commitments to the specific funds.

³² Revolving payments are not part of the operational programme and therefore should not be reported in the AIR.

3.2. Financing of the funds for energy efficiency and renewable energies

Cohesion policy support for funds in the area of energy efficiency/renewable energies reached a total amount of EUR 591.83 million of OP contributions the end of 2013, with EUR 392.40 million of ERDF and EUR 199.43 million of national co-financing, mainly from public resources. From all OP contributions paid to the FEIs, EUR 450.27 (including EUR 328.35 million of ERDF) was paid to the holding funds. As at the end of 2013, the contributions transmitted from holding funds to the specific funds was EUR 236.28 million, which is more than half of the OP contributions paid to the HFs). An amount of 143.36 has been paid to specific funds set-up without a holding fund in 8 out of 11 Member States implementing this type of FEIs. Operational programme contributions paid to the holding and specific funds for energy efficiency/renewable energies are shown in Figure 10.

Figure 10. Operational programme contributions paid to the FEIs for energy efficiency and renewable energies and invested in projects at the end of 2013 (in EUR mln)



3.3. Investments made in energy efficiency/renewable energies projects

Specific funds for energy efficiency/renewable energies invested EUR 254.96 million, including EUR 78.71 million from ERDF, at the level of final recipients. Compared to 2012, the OP amounts invested in final recipients almost tripled, but still constitute less than half of the amounts available for investments at the level of specific funds. In all but three Member States implementing the FEIs under Article 44 paragraph 1 c), namely in Czech Republic,

Germany and Slovakia, specific funds were operational by the end of 2012. The level of investment ranges from less than one 1% in Bulgaria to full payment to final recipients in Denmark³³. Managing authorities reported 38,221 loans disbursed to final recipients by the end of 2013 (almost triple in comparison to 2012), which means that on average one loan received EUR 37,000 of OP contributions. Investment support in form of equity was only used in Denmark and other products only in Greece. The tables below illustrate the number of repayable investments made by the specific funds for energy efficiency/renewable energies in final recipients (Table 17 and Table 18), as well as the amount of OP contributions paid/committed (Table 19).

The implementation of the FEIs for energy efficiency and renewable energies therefore also improved in terms of the absorption of OPs contributions at both fund (33%) and final recipient levels (280%), giving an overall disbursement to final recipients of 43% of OP contributions disbursed to FEIs. The anomalies described above have almost no influence on the absorption rate.

Table 17. Number of products offered to final recipients by specific funds for energy efficiency and renewable energies

	All specific funds	FEIs for for energy efficiency and renewable energies
Loans	94,850	38,221
Guarantees	97,086	0
Equity/ venture capital	2,759	14
Other products	9,384	0
TOTAL	204,079	38,235

Table 18. OP amounts disbursed to final recipients by specific funds for energy efficiency and renewable energies (in EUR mln)

	All specific funds	FEIs for for energy efficiency and renewable energies
Loans	3,414.87	145.05
Guarantees	1,437.94	0.00
Equity/ venture capital	1205.24	5.86
Other products	620.15	104.05
TOTAL	6,678.20	254.96

³³ That the amount of payment to final recipients is higher than the amount paid to the FEI is because in Denmark the fund managers advance the payments before they receive payments from the managing authority.

Table 19. Amounts of OP contributions paid to the FEIs for energy efficiency and renewable energies and invested in final recipients at the end of 2013 (in EUR mln)

1	2	3	3a	3b	3c	4	4a	5	5a	6	7		7a	8
N°	Member State	N° of FEIs (1)	out of which HF	out of which specific funds with a HF	out of which specific funds without a HF	OP contributions paid to FEIs (2)	out of which Structural Funds	OP contributions paid to specific funds (3)	out of which Structural Funds	OP contributions remaining in HFs	OP contributions paid to final recipients		out of which Structural Funds (4)	OP contributions remaining in specific funds
											in absolute amounts	in %		
1	BG	1	0	0	1	6.37	5.42	6.37	5.42	0.00	0.01	0%	0.01	6.36
2	CZ	1	1	0	0	24.48	20.80	0.00	0.00	24.48	0.00	0%	0.00	0.00
3	DE	1	0	0	1	10.00	10.00	10.00	10.00	0.00	0.00	0%	0.00	10.00
4	DK	2	0	0	2	9.94	3.54	9.94	3.54	0.00	11.88	120%	4.86	-1.95
5	EE	1	0	0	1	66.71	17.74	66.71	17.74	0.00	63.21	95%	16.80	3.51
6	EL	2	1	1	0	226.00	187.51	40.96	33.89	185.04	47.43	21%	39.48	-6.47
7	ES (6)	2	1	1	0	85.71	68.57	85.71	68.57	0.00	9.20	11%	7.36	76.51
8	IT	10	4	4	2	127.58	56.87	127.10	56.87	0.48	102.21	80%	0.00	24.89
9	NL(5)	3	1	1	1	2.00	1.84	0.00	0.00	2.00	0.32	16%	0.16	-0.32
10	SK	1	0	0	1	11.53	9.80	11.53	9.80	0.00	0.00	0%	0.00	11.53
11	UK	8	0	0	8	21.31	10.31	21.31	10.31	0.00	20.71	97%	10.04	0.60
Total		32	8	7	17	591.63	392.40	379.63	216.14	212.00	254.97	43%	78.71	124.66

(1) including: holding funds and specific fund implemented with and without a holding fund;

(2) paid to holding funds and directly to specific funds implemented without a holding;

(3) paid to specific funds implemented with and without a holding fund.

(4) For one specific fund in Italy the Structural Fund part of the OP contribution paid to Final Recipients was not reported. The amount should be higher by estimated EUR 45 million

(5) Under the holding fund are specific funds for urban development and energy efficiency and renewable energy. The holding fund is listed therefore in both categories. The paid amounts are allocated according to the commitment per category

(6) The Spanish HF and specific fund were reported in 2012 as urban development funds.

V. Conclusions

Important messages from the data

The compulsory data gathered in this summary demonstrate a stable number of FEIs reported in 2013 compared to 2012. Financial implementation increased in volume of OP contributions paid to FEIs (14% of OPs contributions more at the end of 2013 in comparison to the figures reported for 2012). Steady progress can be also observed in the absorption of the OP contributions and Structural Funds, at the level of final recipients (47% or EUR 6.7 billion of OPs contribution was paid to final recipients at the end of 2013). This is an improvement on last year figures of 37%, but continued efforts will be needed to improve the implementation and absorption rates (see in Annex 1) in the light of the end of the current programming period, closure of the OPs and a smooth transition to the 2014-2020 generation of FIs.

In addition, the data on commitment show figures of EUR 17.1 billion. This means that in addition to the almost EUR 7.5 billion still to reach final recipients from the paid in amounts, there are further EUR 2.8 billion legally committed in funding agreements and which have not yet been paid into any FEI. At the current stage of the programming period it is also appropriate to raise questions about use of these committed amounts.

At this time of preparation of the 2014-2020 programmes and consideration of different delivery options for these programmes, it is worth also noting the total number of FEIs reported across the EU (941) as well as the number of specific funds (872). Some Member States in particular (France, Hungary, Italy, Poland, and Portugal) have a high number of funds and/or demonstrate a high number of small funds in comparison to the MS/region size. For the 2014-2020 generation of financial instruments to be supported by European Structural and Investment Funds, it will be important to give due attention to consideration of economies of scale and critical mass, where relevant.

Lessons learned with regard to the next reporting exercise

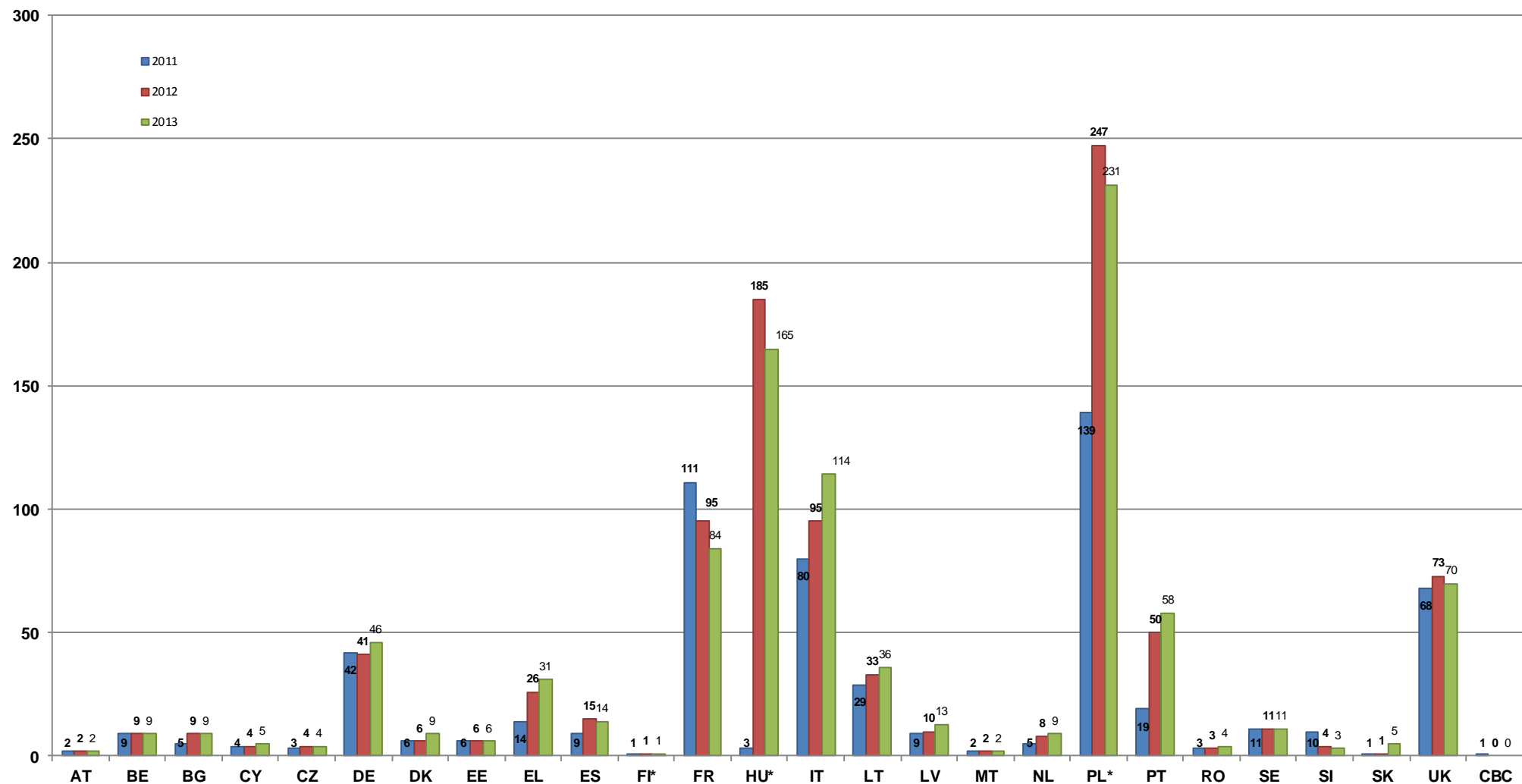
Only complete, reliable information, provided to the Commission within the regulatory deadline of 30th June enables the Commission services to issue a comprehensive annual summary on implementing and financing FEIs. Therefore, early collection and transmission to the Commission of FEIs data by managing authorities can substantially contribute to the identification and elimination of potential gaps and errors in good time, namely before its official submission together with the annual implementation report.

Reporting methods used for FEIs operations by the fund managers (for example the EIB Group), although based on binding legal framework and detailed risk analysis, may potentially differ from the reporting methodology applied by the Commission. Therefore, the data collected and reported by respective funds managers and those transferred by managing authorities to the Commission under the Annual Implementation Report may sometimes be difficult to compare and to reconcile.

In this context, substantial efforts were made by both the Commission and Member States in the first half of 2014 to improve the quality of data, which paid off in the form of a more complete summary with fewer data anomalies and inconsistencies. Nevertheless, some problems remain and Member States are asked to pay particular attention to these elements for the 2014 reporting exercise (data of 31st December 2014 due in SFC 2007 by 30th June 2015).

Annex 1. Aggregated data on the FEIs implemented in 2007-2013

Figure 11. Number of FEIs reported as set-up in Member States in the reporting exercise for 2011, 2012 and 2013



* The reduction in number of FEI in FR is due the fact that 6 Operational Programmes, which were included in the 2012 report, were not reported before the deadline. For Poland and Hungary the difference is due to change of methodology of counting the number of FEI. In 2012 separate instalments from HF or managing authority to specific fund were counted as separate instruments, whereas in 2013 different instalments are treated as one FEI.

Table 20. Amounts of ESF OP contributions paid to the FEIs for enterprises and invested in final recipients at the end of 2013 (in EUR mln)

1	2	3	3a	3b	3c	4	4a	5	5a	6	7		7a	8
N°	Member State	N° of FEIs (1)	out of which HF	out of which specific funds with a HF	out of which specific funds without a HF	OP contributions paid to FEIs (2)	out of which ESF	OP contributions paid to specific funds (3)	out of which ESF	OP contributions remaining in HFs	OP contributions paid to final recipients		out of which ESF (4)	OP contributions remaining in specific funds
											in absolute amounts	in %		
1	DE	4	0	0	4	170.87	105.40	170.87	105.40	0.00	104.55	61%	19.83	66.32
2	DK	4	0	0	4	12.27	6.14	12.27	6.14	0.00	6.05	49%	3.09	6.22
3	EE	1	0	0	1	6.01	6.01	6.01	6.01	0.00	5.84	97%	5.84	0.17
5	IT	16	2	2	12	414.83	158.42	399.83	153.66	15.00	83.35	21%	26.38	316.48
4	LT	2	1	1	0	14.48	14.48	14.48	14.48	0.00	11.34	78%	9.39	3.14
6	LV	1	0	0	1	25.81	12.82	25.81	12.82	0.00	18.02	70%	7.88	7.79
7	PL	21	1	1	19	36.06	30.65	32.85	27.92	3.21	0.25	1%	3.95	32.60
Total		49	4	4	41	680.33	333.92	662.12	326.43	18.21	229.4	34%	76.36	432.72

(1) including: holding funds and specific fund implemented with and without a holding fund;

(2) paid to holding funds and directly to specific funds implemented without a holding;

(3) paid to specific funds implemented with and without a holding fund.

(4) For three specific funds the Structural Fund part of the OP contribution paid to Final Recipients was not reported. The amount should be higher by estimated EUR 61 million.

Table 21. FEIs for enterprises, urban development and energy efficiency/renewable energies implemented and financed in 25 Member States at the end of 2013 (amounts in EUR mln)

1	2	3	3a	3b	3c	4	4a	5	5a	6	OPs contributions paid to final recipients		7a	8											
											N°	MS			N° of FEIs (1)	out of which HF	out of which specific funds with a HF	out of which specific funds without a HF	OPs contributions paid to FEIs (2)	out of which Structural Funds	OPs contributions paid to specific funds (3)	out of which Structural Funds	OPs contributions remaining in HF's	in absolute amounts	in% of OPs contributions paid to FEIs
1	AT	2	0	0	2	26.79	10.27	26.79	10.27	0.00	9.05	34%	5.43	17.74											
2	BE	9	0	0	9	392.38	157.49	392.38	157.49	0.00	206.58	53%	82.63	185.80											
3	BG	9	2	6	1	388.37	330.12	184.85	157.13	203.52	86.62	22%	70.32	98.24											
4	CY	5	1	4	0	20.00	17.00	9.70	8.25	10.30	10.11	51%	8.59	-0.40											
5	CZ	4	1	0	3	281.67	172.82	257.19	152.02	24.48	216.11	77%	116.24	41.08											
6	DE	46	0	0	46	1,470.03	918.77	1,470.03	918.77	0.00	988.13	67%	729.62	452.05											
7	DK	9	0	0	9	32.02	14.52	32.02	14.52	0.00	23.39	73%	10.56	8.63											
8	EE	6	0	0	6	200.00	124.67	200.00	124.67	0.00	182.59	91%	109.84	17.40											
9	EL	31	4	26	1	1,503.50	1,223.73	685.51	558.86	817.99	218.18	15%	168.59	467.33											
10	ES	14	3	4	7	1,180.00	908.29	1,184.24	908.29	-4.23	255.03	22%	192.55	929.21											
11	FI	1	0	0	1	75.26	35.30	75.26	35.30	0.00	57.56	76%	27.64	17.70											
12	FR	84	2	17	65	239.47	113.72	197.69	87.42	41.79	220.07	92%	72.65	-22.39											
13	HU	165	1	163	1	721.08	612.92	682.13	579.81	38.95	571.69	79%	485.26	109.47											
14	IT	114	18	21	75	3,597.23	2,030.96	3,496.85	1,987.97	100.38	1,314.11	37%	433.72	2,131.44											
15	LT	36	4	31	1	442.19	419.77	290.66	290.66	151.53	271.78	61%	217.37	18.88											
16	LV	13	1	8	4	208.28	161.01	159.11	115.67	49.18	137.45	66%	101.28	21.15											
17	MT	2	1	1	0	12.00	10.20	0.06	0.05	11.94	7.39	62%	6.28	-7.33											
18	NL	9	1	2	6	57.26	14.76	53.26	11.08	4.00	29.09	51%	10.31	24.17											
19	PL	231	14	125	92	1,183.83	1,000.51	1,073.53	904.16	110.30	722.48	61%	609.60	351.05											
20	PT	58	3	39	16	446.51	335.81	367.45	222.48	79.06	235.16	53%	145.07	132.29											
21	RO	4	1	3	0	150.00	129.00	137.56	118.30	12.44	35.52	24%	30.53	102.04											
22	SE	11	0	0	11	139.54	74.14	139.54	74.14	0.00	104.93	75%	48.70	34.61											
23	SI	3	1	1	1	105.81	89.94	70.12	59.60	35.69	101.74	96%	78.88	-31.62											
24	SK	5	1	3	1	111.53	94.80	11.53	9.80	100.00	0.85	1%	0.73	10.68											
25	UK	70	10	27	33	1,293.45	597.10	949.08	422.79	344.37	672.59	52%	276.74	276.49											
Total		941	69	481	391	14,278.20	9,597.62	12,146.54	7,929.50	2,131.69	6,678.20	46.8%	4,039.13	5,385.71											
ESF		49	4	4	41	680.33	333.92	662.12	326.43	18.21	229.4	34.0%	76.36	432.72											
ERDF		892	65	477	350	13,597.87	9,263.70	11,484.42	7,603.07	2,113.48	6,448.80	47.4%	3,962.77	4,952.99											

(1) including: holding funds and specific fund implemented with and without a holding fund;

(2) paid to holding funds and directly to specific funds implemented without a holding;

(3) paid to specific funds implemented with and without a holding fund;

(4) For 14 specific funds the Structural Fund part of the OP contribution paid to Final Recipients was not reported. The amount should be higher by estimated EUR 276 million, out of which EUR 215 million from ERDF and EUR 61 million from ESF.

Annex 2. FEIs country factsheets

Legend

Country fiche reference	Data label	Data description
I. Description and identification of the entities which implement the financial engineering instrument (FEI)		
1	No.	Number of the FEI (holding or specific fund)
2	Name of the fund	Name and address of the FEI (holding or specific fund)
3	Operational Programme(s)	Number of the ERDF/ESF programme providing contributions to the FEI.
4	Type of FEI:	NB: FEIs supported from the ESF OPs are highlighted in yellow in the country factsheets for DE, DK, IT, LT, LV and PL
a)	HF/specific fund	Holding fund or specific fund set-up with or without a holding fund
b)	Article 44, §1 (a) or (b) or (c) of Council Regulation (EC) No 1083/2006	The FEI attributable to Article 44, §1 (a) or (b) or (c) of Council Regulation (EC) No 1083/2006
5	Fund manager	Name and address of the holding fund or specific fund manager
6	Fund set-up	Year of the holding or specific fund set-up; in case of several agreements /contracts signed for different financial products offered under the same specific fund, year of the first agreement is reported
II. Amounts of OP contributions paid to FEIs (HF or specific fund)		
7	Amounts of OP contributions paid to the fund (HF or specific fund)	Sum of columns 8,9 and 10
8	(out of which) Structural Funds	ERDF and ESF contributions paid to the holding/specific fund at the end of 2012, in EUR million.
9	(out of which) national public co-financing	National public co-financing paid to the holding/specific fund at the end of 2012, in EUR million
10	(out of which) national private co-financing	National private co-financing paid to the holding/specific fund at the end of 2012 in EUR million
11	Management costs and fees	Management costs and fees, co-financed from SFs and national resources, paid to the holding/specific fund at the end of 2012, in EUR million
III. Investments made by FEIs in final recipients		
12	Total number of financial products offered	Optional information; Sum of columns 13,14,15 and 16
13	(out of which) loans	Number of loan products offered by the specific fund to final recipients at the end of 2012
14	(out of which) guarantees	Number of guarantee products offered by the specific fund to final recipients at the end of 2012
15	(out of which) equity/venture capital	Number of equity/venture capital products offered by the specific fund to final recipients at the end of 2012.
16	(out of which) other financial products	Number of other financial products (interest rate subsidies, guarantee fee subsidies and equivalent measures) offered by the specific fund to final recipients at the end of 2012
17	OP contributions invested in final recipients	Operational Programme(s) financial support provided to final recipients through the FEI operations at the end of 2012, in EUR million
18	(out of which) loans	out of which support provided in loan products, in EUR million
19	(out of which) guarantees	out of which support provided in guarantee products, in EUR million
20	(out of which) equity/venture capital	out of which support provided in equity/venture capital products, in EUR million
21	(out of which) other financial products	out of which support provided in other financial products, in EUR million
22	SF contributions invested in final recipients	Structural Funds (ERDF or ESF) financial support provided to final recipients through the FEI operations at the end of 2012, in EUR million
23	(out of which) loans	out of which support provided in loan products, in EUR million
24	(out of which) guarantees	out of which support provided in guarantee products, in EUR million
25	(out of which) equity/venture capital	out of which support provided in equity/venture capital products, in EUR million
26	(out of which) other financial products	out of which support provided in other financial products, in EUR million

I. Description and identification of the entities which implement FEIs						II. Amounts of OP contributions paid to FEIs (HF or specific fund)					III. Investments made by FEIs in final recipients															
1	2	3	4		5	6	7=8+9+10	8	9	10	11	12=13+14+15+16	13	14	15	16	17=18+19+20+21	18	19	20	21	22=23+24+25+26	23	24	25	26
No.	Name of the fund	Operational Programme(s)	Type of FEI		Fund manager	Fund set-up	Amounts of OP contributions paid/comitted to the fund (HF or specific fund)	out of which			Management costs and fees	Total number of financial products offered	out of which				OP contributions invested in final recipients	out of which				SF contributions invested in final recipients	out of which			
			a) HF/specific fund	b) Article 44, §1 (a) or (b) or (c)				Structural Funds	National public co-financing	National private co-financing			loans	guarantees	equity / venture capital	other products		loan	guarantee	equity / venture capital	other product		loan	guarantee	equity / venture capital	other product
1	BRB Burgenländische Risikokapital Beteiligungen AG, 7000 Eisenstadt, Österreich	2007AT161PO001	specific fund	Article 44 §1 (a)	BRB Burgenländische Risikokapital Management AG, 7000 Eisenstadt, Österreich	2010	15.70	7.50	2.50	5.70	1.47	13	7		6		6.05	2.62		3.43		4.68	1.25		3.43	
2	OÖ HightechFonds, Linz, Österreich	2007AT162PO002	specific fund	Article 44 §1 (a)	OÖ HightechFonds GmbH, Linz, Österreich	2011	11.09	2.77	2.77	5.55	0.46						3.00			3.00		0.75			0.75	

TOTAL OP contributions provided	from MA to HF's																										
	from HFs to specific funds																										
	from MA directly to specific funds	26.79	10.27	5.27	11.25	1.93	13	7	0	6	0	9.05	2.62		6.43		5.43	1.25		4.18							

I. Description and identification of the entities which implement FEIs						II. Amounts of OP contributions paid to FEIs (HF or specific fund)					III. Investments made by FEIs in final recipients																
1	2	3	4		5	6	7=8+9+10	8	9	10	11	12=13+14+15+16	13	14	15	16	17=18+19+20+21	18	19	20	21	22=23+24+25+26	23	24	25	26	
No.	Name of the fund	Operational Programme(s)	Type of FEI		Fund manager	Fund set-up	Amounts of OP contributions paid/committed to the fund (HF or specific fund)	out of which			Management costs and fees	Total number of financial products offered	out of which				OP contributions invested in final recipients	out of which				SF contributions invested in final recipients	out of which				
			a) HF/specific fund	b) Article 44, §1 (a) or (b) or (c)				Structural Funds	National public co-financing	National private co-financing			loans	guarantees	equity / venture capital	other products		loan	guarantee	equity / venture capital	other product		loan	guarantee	equity / venture capital	other product	
1	Loan Fund of FONDS DE CAPITAL A RISQUE - CONVERGENCE SA, GOSSELIES	2007BE161PO001	specific fund	Article 44 §1 (a)	Loan Fund of FONDS DE CAPITAL A RISQUE - CONVERGENCE SA, GOSSELIES	2009	68.46	27.38	41.07	0.00	0.00	130	130				43.42	43.42				17.37	17.37				
2	Loan Fund of IMBC - CONVERGENCE SA, MONS	2007BE161PO001	specific fund	Article 44 §1 (a)	Loan Fund of IMBC - CONVERGENCE SA, MONS	2009	72.29	28.92	43.38	0.00	0.00	173	173				40.21	40.21				16.09	16.09				
3	Loan Fund of WAPICARIS SA, ATH	2007BE161PO001	specific fund	Article 44 §1 (a)	Loan Fund of WAPICARIS SA, ATH	2009	33.81	13.53	20.29	0.00	0.00	72	72				22.27	22.27				8.91	8.91				
4	Loan Fund of NOVALLIA SA, LIEGE	2007BE161PO001	specific fund	Article 44 §1 (a)	Loan Fund of NOVALLIA SA, LIEGE	2009	33.50	13.40	20.10	0.00	0.00	65	65				12.54	12.54				5.01	5.01				
		2007BE162PO003	specific fund	Article 44 §1 (a)	Loan Fund of NOVALLIA SA, LIEGE	2009	16.50	6.60	9.90	0.00	0.00	47	47				9.87	9.87				3.95	3.95				
5	Société des Cautions Mutuelles de Wallonie (SOCAMUT) SA, LIEGE	2007BE161PO001	specific fund	Article 44 §1 (a)	Société des Cautions Mutuelles de Wallonie (SOCAMUT) SA, LIEGE	2009	10.01	4.00	6.00	0.00	0.00	1083	273	810			7.24	2.82	4.43			2.90	1.13	1.77			
		2007BE162PO003	specific fund	Article 44 §1 (a)	Société des Cautions Mutuelles de Wallonie (SOCAMUT) SA, LIEGE	2009	15.87	6.35	9.52	0.00	0.00	1194	493	701			8.81	5.14	3.67			3.53	2.06	1.47			
6	BRUSOC Sa., Bruxelles	2007BE162PO001	specific fund	Article 44 §1 (a)	BRUSOC Sa., Bruxelles	2008	5.36	2.68	2.68		0.23																
7	Loan Fund of INNODEM2 SA, LIEGE	2007BE162PO003	specific fund	Article 44 §1 (a)	Loan Fund of INNODEM2 SA, LIEGE	2009	92.19	36.88	55.32	0.00	0.00	92	92				39.87	39.87				15.95	15.95				
8	Loan Fund of LUXEMBOURG DEVELOPPEMENT EUROPE SA, ARLON	2007BE162PO003	specific fund	Article 44 §1 (a)	Loan Fund of LUXEMBOURG DEVELOPPEMENT EUROPE SA, ARLON	2009	9.56	3.82	5.74	0.00	0.00	29	29				4.82	4.82				1.93	1.93				
9	Loan Fund of NAMUR DEVELOPPEMENT COMPETITIVITE SA, NAMUR	2007BE162PO003	specific fund	Article 44 §1 (a)	Loan Fund of NAMUR DEVELOPPEMENT COMPETITIVITE SA, NAMUR	2009	34.83	13.93	20.90	0.00	0.00	56	56				17.52	17.52				7.01	7.01				

TOTAL OP contributions provided	from MA to HF's																										
	from HF's to specific funds																										
	from MA directly to specific funds	392.38	157.49	234.89	0.00	0.23	2941	1430	1511			206.58	198.48	8.10			82.63	79.39	3.24								

I. Description and identification of the entities which implement FEIs						II. Amounts of OP contributions paid to FEIs (HF or specific fund)					III. Investments made by FEIs in final recipients																
1	2	3	4		5	6	7=8+9+10	8	9	10	11	12=13+14+15+16	13	14	15	16	17=18+19+20+21	18	19	20	21	22=23+24+25+26	23	24	25	26	
No.	Name of the fund	Operational Programme(s)	Type of FEI		Fund manager	Fund set-up	Amounts of OP contributions paid/committed to the fund (HF or specific fund)	out of which			Management costs and fees	Total number of financial products offered	out of which				OP contributions invested in final recipients	out of which				SF contributions invested in final recipients	out of which				
			a) HF/specific fund	b) Article 44, §1 (a) or (b) or (c)				Structural Funds	National public co-financing	National private co-financing			loans	guarantees	equity / venture capital	other products		loan	guarantee	equity / venture capital	other product		loan	guarantee	equity / venture capital	other product	
1	"ДЖЕРЕМИ БЪЛГАРИЯ" ЕАД, РЕПУБЛИКА БЪЛГАРИЯ	2007BG161PO003	HF	-	European Investment Fund	2009	349.00	296.65	52.35	0.00	10.50																
1.1	Инструмент за промотиране на предприемачеството и предоставяне на първоначално финансиране	2007BG161PO003	specific fund	Article 44 §1 (a)	LAUNCHub, ELEVEN	2012	6.40	5.44	0.96	0.00	0.63	73					4.34			4.34		3.69				3.69	
1.2	Инструмент, предоставящ финансиране, чрез поделяне на риска	2007BG161PO003	specific fund	Article 44 §1 (a)	Алианс Банк, Първа Инвестиционна Банка, Procredit Bank, Societe Generale, Експресбанк, Уникредит Булбанк, Райфайзенбанк, ДСК Банк	2012	91.60	77.86	13.74	0.00	0.00	1253	1253				33.04	33.04				24.78	24.78				
1.3	Гаранции, покриващи загуби на портфейл от заеми	2007BG161PO003	specific fund	Article 44 §1 (a)	Cibank, Procredit Bank, Raiffeisen Bank, Unicredit Bulbank, Обединена Българска Банка	2011	48.32	41.07	7.25	0.00	0.00	44457		44457			48.32		48.32			41.07		41.07			
1.4	Фонд за рисков капитал	2007BG161PO003	specific fund	Article 44 §1 (a)	NEVEQ	2011	0.71	0.61	0.11	0.00	0.00	0			0		0.00			0.00		0.00			0.00		
2	JESSICA HOLDING FUND BULGARIA, LUXEMBOURG	2007BG161PO001	HF	-	European Investment Bank	2010	33.00	28.05	4.95	0.00	1.71																
2.1	"Fund for Sustainable Urban Development of Sofia" EAD, Sofia	2007BG161PO001	specific fund	Article 44 §1 (b)	"Fund for Sustainable Urban Development of Sofia" EAD, Sofia		12.58	10.69	1.89	0.00	0.10	1	1	0	0		0.46	0.46	0.00	0.00		0.39	0.39	0.00	0.00		
2.2	Regional Urban Development Fund AD, Sofia	2007BG161PO001	specific fund	Article 44 §1 (b)	Regional Urban Development Fund AD, Sofia		18.87	16.04	2.83	0.00	0.10	4	4		0		0.45	0.45		0.00		0.39	0.39		0.00		
3	Housing Renovation Fund, Sofia	2007BG161PO001	specific fund	Article 44 §1 (c)	Corporate Comercial Bank AD	2012	6.37	5.42	0.96	0.00	0.66	9	9	0			0.01	0.01	0.00			0.01	0.01	0.00			
TOTAL OP contributions provided							from MA to HF's	382.00	324.7	57.3	0.00	12.21			0	0											
							from HFs to specific funds	178.48	151.7077	26.77	0.00	0.83	45788	1258	44457	73	0	86.61	33.95	48.32	4.34		70.31	25.55	41.07	3.69	
							from MA directly to specific funds	6.37	5.418258	0.96	0.00	0.66	9	9	0		0	0.01	0.01	0.00			0.01	0.01	0.00		

I. Description and identification of the entities which implement FEIs						II. Amounts of OP contributions paid to FEIs (HF or specific fund)					III. Investments made by FEIs in final recipients																		
1	2	3	4		5	6	7=8+9+10	8	9	10	11	12=13+14+15+16	13	14	15	16	17=18+19+20+21	18	19	20	21	22=23+24+25+26	23	24	25	26			
No.	Name of the fund	Operational Programme(s)	Type of FEI		Fund manager	Fund set-up	Amounts of OP contributions paid/committed to the fund (HF or specific fund)	out of which			Management costs and fees	Total number of financial products offered	out of which				OP contributions invested in final recipients	out of which				SF contributions invested in final recipients	out of which						
			a) HF/specific fund	b) Article 44, §1 (a) or (b) or (c)				Structural Funds	National public co-financing	National private co-financing			loans	guarantees	equity / venture capital	other products		loan	guarantee	equity / venture capital	other product		loan	guarantee	equity / venture capital	other product			
1	JER008 - JEREMIE CYPRUS TRUST, CYPRUS	2007CY16UPO001	HF	-	European Investment Fund	2009	20.00	17.00	3.00	0.00	1.50																		
1.1	2nd Funded Risk Sharing Product (FRSP)	2007CY16UPO001	specific fund	Article 44 §1 (a)	Bank of Cyprus Public Company Ltd, Cyprus	2013	0.00	0.00	0.00	0.00																			
1.2	First Loss Portfolio Guarantee (FLPG) for enterprises with business history more than 36 months	2007CY16UPO001	specific fund	Article 44 §1 (a)	Bank of Cyprus Public Company Ltd, Cyprus	2011	0.00	0.00	0.00	0.00	0.00	70		70			0.45		0.45			0.38				0.38			
1.3	First Loss Portfolio Guarantee (FLPG) for enterprises with business history up to 36 months	2007CY16UPO001	specific fund	Article 44 §1 (a)	Bank of Cyprus Public Company Ltd, Cyprus	2011	0.00	0.00	0.00	0.00	0.00	20		20			0.11		0.11			0.10				0.10			
1.4	Funded Risk Sharing Product (FRSP)	2007CY16UPO001	specific fund	Article 44 §1 (a)	Bank of Cyprus Public Company Ltd, Cyprus	2010	9.70	8.25	1.46	0.00	0.16	248	248				9.55	9.55				8.11	8.11						
TOTAL OP contributions provided						from MA to HF's	20.00	17	3	0.00	1.50		0	0	0	0													
						from HFs to specific funds	9.70	8.25	1.46	0.00	0.16	338	248	90	0	0	10.11	9.55	0.56			8.59	8.11	0.48					
						from MA directly to specific funds													0	0									

I. Description and identification of the entities which implement FEIs						II. Amounts of OP contributions paid to FEIs (HF or specific fund)					III. Investments made by FEIs in final recipients																						
1	2	3	4		5	6	7=8+9+10	8	9	10	11	12=13+14+15+16	13	14	15	16	17=18+19+20+21	18	19	20	21	22=23+24+25+26	23	24	25	26							
No.	Name of the fund	Operational Programme(s)	Type of FEI		Fund manager	Fund set-up	Amounts of OP contributions paid/comitted to the fund (HF or specific fund)	out of which			Management costs and fees	Total number of financial products offered	out of which				OP contributions invested in final recipients	out of which				SF contributions invested in final recipients	out of which										
			a) HF/specific fund	b) Article 44, §1 (a) or (b) or (c)				Structural Funds	National public co-financing	National private co-financing			loans	guarantees	equity / venture capital	other products		loan	guarantee	equity / venture capital	other product		loan	guarantee	equity / venture capital	other product							
1	STATE FUND FOR THE HOUSING DEVELOPMENT; PRAGUE	2007CZ16UPO002	HF	-	State Fund for the Housing Development, Czech Republic, Prague	2012	24.48	20.80	3.67	0.00	3.20																						
2	Credit Fund E 2007, Praha	2007CZ161PO004	specific fund	Article 44 §1 (a)	Českomoravská záruční a rozvojová banka	2007	76.13	64.71	11.42	0.00	0.00	569	569				73.53	73.53				62.50	62.50										
3	Guarantee Fund E 2007, Praha	2007CZ161PO004	specific fund	Article 44 §1 (a)	Českomoravská záruční a rozvojová banka	2007	160.48	69.81	90.67	0.00	0.00	5010		2067		2943	142.59		53.88		88.70	53.74		45.80		7.94							
4	JESSICA Holding Fund Moravia-Silesia,Luxembourg	2007CZ161PO010	specific fund	Article 44 §1 (b)	European Investment Bank	2010	20.58	17.49	3.09	0.00	1.59																						
TOTAL OP contributions provided							from MA to HF's	24.48	20.80	3.67	0.00	3.20				0																	
							from HFs to specific funds													0													
							from MA directly to specific funds	257.19	152.02	105.17	0.00	1.59	5579	569	2067	0	2943	216.11	73.53	53.88		88.70	116.24	62.50	45.80		7.94						

I. Description and identification of the entities which implement FEIs						II. Amounts of OP contributions paid to FEIs (HF or specific fund)					III. Investments made by FEIs in final recipients																
1	2	3	4		5	6	7=8+9+10	8	9	10	11	12=13+14+15+16	13	14	15	16	17=18+19+20+21	18	19	20	21	22=23+24+25+26	23	24	25	26	
No.	Name of the fund	Operational Programme(s)	Type of FEI		Fund manager	Fund set-up	Amounts of OP contributions paid/committed to the fund (HF or specific fund)	out of which			Management costs and fees	Total number of financial products offered	out of which				OP contributions invested in final recipients	out of which				SF contributions invested in final recipients	out of which				
			a) HF/specific fund	b) Article 44, §1 (a) or (b) or (c)				Structural Funds	National public co-financing	National private co-financing			loans	guarantees	equity / venture capital	other products		loan	guarantee	equity / venture capital	other product		loan	guarantee	equity / venture capital	other product	
1	Gründerfonds - "MikroSTARTer"	2007DE051PO003	specific fund	Article 44 §1 (a)	Investitions- und Förderbank Niedersachsen - NBank, Günther-Wagner-Allee 12-16, 30177 Hannover	2013	6.67	5.00	1.67	0.00	0.00	14	14				0.36	0.36				0.27	0.27				
2	Mikrodarlehensfonds, Sachsen	2007DE051PO004	specific fund	Article 44 §1 (a)	Sächsische Aufbaubank Pirnaische Straße 9 01069 Dresden (Anstalt des öffentlichen Rechts)	2009	29.20	21.90	7.30		2.61	1713	1713				26.08	26.08				19.56	19.56				
3	Mikrokreditfonds Deutschland, Anschrift: Bundesministerium für Arbeit und Soziales, Wilhelmstr. 49, 10117 Berlin	2007DE05UPO001	specific fund	Article 44 §1 (a)	Investitions- und Förderbank Niedersachsen N-Bank, Günther-Wagner-Allee 12-16, 30177 Hannover, Rechtsform: Anstalt des öffentlichen Rechts Gesellschafter: Land Niedersachsen	2009	100.00	57.50	42.50	0.00	0.11						72.96	72.96									
4	Mikromezzaninfonds Deutschland - Bundesministerium für Wirtschaft und Energie	2007DE05UPO001	specific fund	Article 44 §1 (a)	Investitions- und Förderbank Niedersachsen N-Bank, Günther-Wagner-Allee 12-16, 30177 Hannover, Rechtsform: Anstalt des öffentlichen Rechts Gesellschafter: Land Niedersachsen	2013	35.00	21.00	14.00	0.00							5.15		5.15								
5	Darlehensfonds Thüringen Dynamik	2007DE161PO001	specific fund	Article 44 §1 (a)	Thüringer Aufbaubank, Anstalt des öffentlichen Rechts, AG Jena HRA 102084	2010	80.00	60.00	20.00	0.00	0.61	274	274				82.03	82.03				61.52	61.52				
6	Darlehensfonds Thüringen Invest	2007DE161PO001	specific fund	Article 44 §1 (a)	Thüringer Aufbaubank, Anstalt des öffentlichen Rechts, AG Jena HRA 102084	2008	25.00	18.75	6.25	0.00	1.50	588	588				27.29	27.29				20.47	20.47				
7	BFB Frühphasenfonds Brandenburg GmbH, Potsdam	2007DE161PO002	specific fund	Article 44 §1 (a)	bmp media investors AG, Berlin	2010	20.00	15.00	5.00		0.77																
8	BFB Wachstumsfonds Brandenburg GmbH, Potsdam	2007DE161PO002	specific fund	Article 44 §1 (a)	BC Brandenburg Capital GmbH, Potsdam	2009	30.00	22.50	7.50		0.67																
9	Brandenburg-Kredit Mezzanine, Potsdam	2007DE161PO002	specific fund	Article 44 §1 (a)	Investitionsbank des Landes Brandenburg, Potsdam	2010	20.00	15.00	5.00	0.00	0.23																
10	SEF Stadtentwicklungsfonds, Potsdam	2007DE161PO002	specific fund	Article 44 §1 (b)	Investitionsbank des Landes Brandenburg, Potsdam	2009	20.00	15.00	5.00	0.00	0.23																
11	GRW-Ergänzungsdarlehen	2007DE161PO003	specific fund	Article 44 §1 (a)	Landesförderinstitut MV (LFI), Werkstr. 213, 19061 Schwerin, unselbstständiger Geschäftsbereich der Norddeutschen Landesbank Girozentrale (NORD/LB)	2008	17.00	17.00	0.00	0.00	0.00						16.35	16.35				16.35	16.35				

I. Description and identification of the entities which implement FEIs						II. Amounts of OP contributions paid to FEIs (HF or specific fund)					III. Investments made by FEIs in final recipients																
1	2	3	4		5	6	7=8+9+10	8	9	10	11	12=13+14+15+16	13	14	15	16	17=18+19+20+21	18	19	20	21	22=23+24+25+26	23	24	25	26	
No.	Name of the fund	Operational Programme(s)	Type of FEI		Fund manager	Fund set-up	Amounts of OP contributions paid/committed to the fund (HF or specific fund)	out of which			Management costs and fees	Total number of financial products offered	out of which				OP contributions invested in final recipients	out of which				SF contributions invested in final recipients	out of which				
			a) HF/specific fund	b) Article 44, §1 (a) or (b) or (c)				Structural Funds	National public co-financing	National private co-financing			loans	guarantees	equity / venture capital	other products		loan	guarantee	equity / venture capital	other product		loan	guarantee	equity / venture capital	other product	
12	KMU-Darlehensfonds	2007DE161PO003	specific fund	Article 44 §1 (a)	Landesförderinstitut Mecklenburg-Vorpommern (LFI), Werkstraße 213 19061 Schwerin, unselbstständiger Geschäftsbereich der Norddeutschen Landesbank Girozentrale (NORD/LB)	2008	15.50	10.00	5.50	0.00	0.00						13.31	13.31				13.31	13.31				
13	Klimaschutz-Darlehensfonds	2007DE161PO003	specific fund	Article 44 §1 (c)	Landesförderinstitut Mecklenburg-Vorpommern (LFI) Werkstraße 213 19061 Schwerin unselbstständiger Geschäftsbereich der Norddeutschen Landesbank Girozentrale (NORD/LB)	2013	10.00	10.00	0.00	0.00	0.00						0.00	0.00				0.00	0.00				
14	Risikokapital für junge Technologieunternehmen / Technologiegründerfonds Sachsen	2007DE161PO004	specific fund	Article 44 §1 (a)	Technologiegründerfonds Sachsen Holding GmbH & Co KG, Leipzig	2008	47.37	35.53	9.47	2.37	5.52	42				42	38.06			38.06		28.55			28.55		
15	Stadtentwicklungsfonds Sachsen	2007DE161PO004	specific fund	Article 44 §1 (b)	Sächsische Aufbaubank - Förderbank -, Dresden, Anstalt des öffentlichen Rechts	2012	2.78	2.78	0.00	0.00	0.00	1	1				0.00	0.00				0.00	0.00				
16	Nachrangdarlehensprogramm "Darlehensfonds zur Verbesserung der regionalen Wirtschaftsstruktur"	2007DE161PO004	specific fund	Article 44 §1 (a)	Sächsische Aufbaubank - Förderbank -, Dresden; Anstalt des öffentlichen Rechts	2009	30.00	20.00	10.00	0.00	0.44	64	64				20.73	20.73				13.82	13.82				
17	Beteiligungsfonds Niedersachsen (Konvergenzgebiet)	2007DE161PO006	specific fund	Article 44 §1 (a)	Mittelständische Beteiligungsgesellschaft Niedersachsen mbH Hildesheimerstr. 6 30169 Hannover	2009	20.00	15.00	5.00	0.00	3.95	21				21	8.30			8.30		6.22			6.22		
18	Risikokapitalfonds II	2007DE161PO007	specific fund	Article 44 §1 (a)	Goodvent Beteiligungsmanagement GmbH & Co KG, Kantstr. 5, 39104 Magdeburg		100.11	69.76	30.35		3.24	114				114	45.19			45.19		45.19			45.19		
19	Schienengüterinfrastruktur (Landesfonds)	2007DE161PO007	specific fund	Article 44 §1 (a)	Investitionsbank Sachsen-Anhalt Domplatz 12 39104 Magdeburg	2009	1.98	1.98	0.00								0.00	0.00				0.00	0.00				
20	SEED-Darlehensfonds (Initiativen im Rahmen der Existenzgründungsoffensive ego.)	2007DE161PO007	specific fund	Article 44 §1 (a)	Investitionsbank Sachsen-Anhalt Domplatz 12 39104 Magdeburg	2008	10.00	10.00	0.00		0.62						6.32	6.32				6.32	6.32				
21	Abfallinfrastruktur (Darlehensfonds)	2007DE161PO007	specific fund	Article 44 §1 (a)	Investitionsbank Sachsen-Anhalt Domplatz 12 39104 Magdeburg	2012	10.82	6.49	4.33		0.05	2	2														
22	KMU-Darlehensfonds Sachsen-Anhalt	2007DE161PO007	specific fund	Article 44 §1 (a)	Investitionsbank Sachsen-Anhalt Domplatz 12 39104 Magdeburg	2008	237.87	174.84	63.04		23.46	1057	1057				255.37	255.37				255.37	255.37				
23	BayBG Bayerische Beteiligungsgesellschaft mbH, München	2007DE162PO001	specific fund	Article 44 §1 (a)	BayBG Bayerische Beteiligungsgesellschaft mbH, München	2007	16.00	8.00		8.00	1.25						11.01			11.01		5.51			5.51		
24	S-Refit EFRE Fonds Bayern GmbH, Regensburg	2007DE162PO001	specific fund	Article 44 §1 (a)	S-Refit AG, Regensburg	2007	12.50	6.25		6.25	1.51						11.38			11.38		5.69			5.69		

I. Description and identification of the entities which implement FEIs						II. Amounts of OP contributions paid to FEIs (HF or specific fund)					III. Investments made by FEIs in final recipients															
1	2	3	4		5	6	7=8+9+10	8	9	10	11	12=13+14+15+16	13	14	15	16	17=18+19+20+21	18	19	20	21	22=23+24+25+26	23	24	25	26
No.	Name of the fund	Operational Programme(s)	Type of FEI		Fund manager	Fund set-up	Amounts of OP contributions paid/committed to the fund (HF or specific fund)	out of which			Management costs and fees	Total number of financial products offered	out of which				OP contributions invested in final recipients	out of which				SF contributions invested in final recipients	out of which			
			a) HF/specific fund	b) Article 44, §1 (a) or (b) or (c)				Structural Funds	National public co-financing	National private co-financing			loans	guarantees	equity / venture capital	other products		loan	guarantee	equity / venture capital	other product		loan	guarantee	equity / venture capital	other product
25	Clusterfonds EFRE Bayern GmbH & Co. KG, Landshut	2007DE162PO001	specific fund	Article 44 §1 (a)	Bayern Kapital GmbH	2009	9.00	4.50	4.50		0.28						7.00			7.00		3.50			3.50	
26	LfA Förderbank Bayern, München	2007DE162PO001	specific fund	Article 44 §1 (a)	LfA Förderbank Bayern, München	2010	56.00	28.00	28.00		0.25	405	405				47.19	47.19				47.19	47.19			
27	EFRE-Risikokapitalfonds Schleswig-Holstein II	2007DE162PO003	specific fund	Article 44 §1 (a)	Investitionsbank Schleswig-Holstein, Kiel	2007	45.64	21.00	16.22	8.42	0.00	219	212	0	7	0	38.23	38.06	0.00	0.17	0.00	16.05	15.99	0.00	0.06	0.00
28	EFRE-Seed- und Start-up-Fonds Schleswig-Holstein	2007DE162PO003	specific fund	Article 44 §1 (a)	Investitionsbank Schleswig-Holstein, Kiel	2012	4.70	3.00	1.38	0.32	0.00	17	16	0	1	0	2.31	0.99	0.00	1.32	0.00	1.15	0.50	0.00	0.66	0.00
29	Berlin Kapital, Berlin	2007DE162PO004	specific fund	Article 44 §1 (a)	Investitionsbank Berlin (IBB), Berlin	2009	13.00	6.50	6.50	0.00	0.60						3.35			3.35		1.67			1.67	
30	Berlin Mezzanine Fonds, Berlin	2007DE162PO004	specific fund	Article 44 §1 (a)	Investitionsbank Berlin (IBB), Berlin	2011	11.00	5.50	5.50	0.00	0.00						0.00	0.00				0.00	0.00			
31	EFRE-Bürofondsfonds Berlin	2007DE162PO004	specific fund	Article 44 §1 (a)	Investitionsbank Berlin (IBB), Berlin	2013	16.00	8.00	8.00		0.00						0.00		0.00			0.00		0.00		
32	VC Fonds Kreativwirtschaft, Berlin	2007DE162PO004	specific fund	Article 44 §1 (a)	IBB Beteiligungsgesellschaft mbH (100 % subsidiary of Investitionsbank Berlin), Berlin	2007	29.00	14.50	14.50	0.00	4.12						23.46			23.46		11.73			11.73	
33	VC Fonds Technologie, Berlin	2007DE162PO004	specific fund	Article 44 §1 (a)	IBB Beteiligungsgesellschaft mbH (100 % subsidiary of Investitionsbank Berlin), Berlin	2007	47.00	23.50	23.50	0.00	6.85						33.23			33.23		16.61			16.61	
34	KMU-Fonds, Berlin	2007DE162PO004	specific fund	Article 44 §1 (a)	Investitionsbank Berlin (IBB), Berlin	2008	75.56	37.78	37.78	0.00	10.36						51.84	51.84				25.92	25.92			
35	JESSICA-Stadtentwicklungsfonds Hessen	2007DE162PO005	specific fund	Article 44 §1 (b)	Wirtschafts- und Infrastrukturbank Hessen: rechtlich unselbständige Anstalt des öffentlichen Rechts in der Landesbank Hessen-Thüringen Girozentrale (Helaba), Offenbach a.M.	2011	10.00	5.00	5.00		0.00															
36	Kapital für Kleinunternehmen-Innovation plus, Offenbach a.M.	2007DE162PO005	specific fund	Article 44 §1 (a)	Wirtschafts- und Infrastrukturbank Hessen: rechtlich unselbständige Anstalt des öffentlichen Rechts in der Landesbank Hessen-Thüringen Girozentrale (Helaba); Offenbach a.M.	2011	4.00	2.00	2.00		0.00															
37	Mittelhessenfonds GmbH, Frankfurt a.M.	2007DE162PO005	specific fund	Article 44 §1 (a)	BMH Beteiligungs- und Managementgesellschaft Hessen mbH, Frankfurt a.M.	2008	10.00	5.00	5.00		0.00															
38	Hessen Kapital I GmbH, Frankfurt a.M.	2007DE162PO005	specific fund	Article 44 §1 (a)	BMH Beteiligungs- und Managementgesellschaft Hessen mbH, Frankfurt a.M.	2007	38.55	19.27	19.27	0.00	0.00															

I. Description and identification of the entities which implement FEIs						II. Amounts of OP contributions paid to FEIs (HF or specific fund)					III. Investments made by FEIs in final recipients																
1	2	3	4		5	6	7=8+9+10	8	9	10	11	12=13+14+15+16	13	14	15	16	17=18+19+20+21	18	19	20	21	22=23+24+25+26	23	24	25	26	
No.	Name of the fund	Operational Programme(s)	Type of FEI		Fund manager	Fund set-up	Amounts of OP contributions paid/committed to the fund (HF or specific fund)	out of which			Management costs and fees	Total number of financial products offered	out of which				OP contributions invested in final recipients	out of which				SF contributions invested in final recipients	out of which				
			a) HF/specific fund	b) Article 44 §1 (a) or (b) or (c)				Structural Funds	National public co-financing	National private co-financing			loans	guarantees	equity / venture capital	other products		loan	guarantee	equity / venture capital	other product		loan	guarantee	equity / venture capital	other product	
39	NRW/EU.Investitionskapital	2007DE162PO007	specific fund	Article 44 §1 (a)	NRW.Bank, Kavallerstr. 22, 40213 Düsseldorf	2007	65.00	32.50	32.50	0.00	2.72	163	163				54.77	54.77				54.77	54.77				
40	NRW/EU KWK-Investitionskredit	2007DE162PO007	specific fund	Article 44 §1 (a)	NRW.BANK, Kavallerstr. 22, 40213 Düsseldorf	2012	20.89	5.00	15.89	0.00	0.01	13	13				7.49	7.49				7.49	7.49				
41	NRW/EU.Mikrodarlehen	2007DE162PO007	specific fund	Article 44 §1 (a)	NRW.Bank, Kavallerstr. 22, 40231 Düsseldorf	2008	14.50	7.25	7.25	0.00	1.68	559	559				11.23	11.23				11.23	11.23				
42	Beteiligungsfonds Wirtschaftsförderung Mannheim GmbH	2007DE162PO008	specific fund	Article 44 §1 (a)	Rittershaus Management und Beteiligungs GmbH Mannheim	2011	1.40	0.70	0.70	0.00	0.06	1					0.17			0.17		0.17				0.17	
43	Innovationsstarter Fonds Hamburg, Hamburg	2007DE162PO009	specific fund	Article 44 §1 (a)	Innovationsstarter Hamburg GmbH, Hamburg	2011	12.00	6.00	6.00	0.00	1.81						2.01	1.72		0.29		1.00	0.86			0.14	
44	Beteiligungsfonds Niedersachsen (RWB-Gebiet)	2007DE162PO010	specific fund	Article 44 §1 (a)	Mittelständische Beteiligungsgesellschaft Niedersachsen mbH Hildesheimerstr. 6 30169 Hannover	2009	40.00	20.00	20.00	0.00	3.37	42					28.83			28.83		14.41			14.41		
45	Regionalfonds Hannover Beteiligungsfonds	2007DE162PO010	specific fund	Article 44 §1 (a)	Enjoy Venture Management GmbH, Vahrenwalder Straße 7 30165 Hannover	2009	24.00	12.00	12.00	0.00	2.46	34					19.30			19.30		9.65			9.65		
46	Innovationsfonds Rheinland-Pfalz	2007DE162PO011	specific fund	Article 44 §1 (a)	Wagnisfinanzierungsgesellschaft für Technologieförderung in Rheinland-Pfalz mbH (WFT), Holzhofstraße 4, 55116 Mainz	2008	25.00	12.50	12.50	0.00	0.80	138					17.85			17.85		8.92			8.92		

TOTAL OP contributions provided	from MA to HF's																											
	from HF's to specific funds																											
	from MA directly to specific funds	1470.03	918.77	525.90	25.36	82.13	5481	5081	0	400	0.0	988.13	661.13	72.96	254.04	0.00	729.62	570.93	0.00	158.69	0.00							

I. Description and identification of the entities which implement FEIs						II. Amounts of OP contributions paid to FEIs (HF or specific fund)					III. Investments made by FEIs in final recipients																	
1	2	3	4		5	6	7=8+9+10	8	9	10	11	12=13+14+15+16	13	14	15	16	17=18+19+20+21	18	19	20	21	22=23+24+25+26	23	24	25	26		
No.	Name of the fund	Operational Programme(s)	Type of FEI		Fund manager	Fund set-up	Amounts of OP contributions paid/comitted to the fund (HF or specific fund)	out of which			Management costs and fees	Total number of financial products offered	out of which				OP contributions invested in final recipients	out of which				SF contributions invested in final recipients	out of which					
			a) HF/specific fund	b) Article 44, §1 (a) or (b) or (c)				Structural Funds	National public co-financing	National private co-financing			loans	guarantees	equity / venture capital	other products		loan	guarantee	equity / venture capital	other product		loan	guarantee	equity / venture capital	other product		
1	"Fonden CAT Invest Zealand CIZ 2B" CAT Innovation A/S, Universitetsparken 7, DK-4000 Roskilde	2007DK052PO001	specific fund	Article 44 §1 (a)	CAT Forsknings- og Teknologipark A/S, Universitetsparken 7, DK-4000 Roskilde	2013	1.41	0.71		0.71		4	2				1.34	0.34		1.01		0.74	0.17			0.57		
2	Midtjysk Iværksætterfond, c/o Væksthus Midtjylland, Åbogade 15, 8200 Aarhus N	2007DK052PO001	specific fund	Article 44 §1 (a)	Nupark Accelerace Management A/S, København	2011	2.02	1.01		1.01	0.00						1.45	1.07		0.38		0.73	0.54			0.19		
3	Syddansk Lånefond til Yderområderne, Vestergade 26, 6500 Vejens	2007DK052PO001	specific fund	Article 44 §1 (a)	Accelerace Management, Vestergade 26, 6500 Vejens	2011	0.57	0.29	0.15	0.13	0.00	6	6				0.83	0.83				0.42	0.42					
4	Welfare Tech Invest, Vestergade 26, 6500 Vejens	2007DK052PO001	specific fund	Article 44 §1 (a)	Accelerace Management, Vestergade 26, 6500 Vejens	2011	8.26	4.13	3.46	0.67	0.00	14	11			3	2.42	1.66		0.75		1.21	0.83			0.38		
5	Accelerace Invest, Fruebjergvej 3, 2100 København Ø	2007DK162PO001	specific fund	Article 44 §1 (c)	Accelerace Management, Fruebjergvej 3, København	2009	4.57	1.39	3.17			24	21			3	4.77	4.57		0.19		1.67	1.60			0.07		
6	"Fonden CAT Invest Zealand" Cat Innovation A/S, Universitetsparken 7, DK-4000 Roskilde.	2007DK162PO001	specific fund	Article 44 §1 (c)	CAT Forsknings- og Teknologipark A/S, Universitetsparken 7, DK-4000 Roskilde	2010	5.37	2.15	3.22		1.19	16	5			11	7.11	1.45		5.66		3.19	0.64			2.55		
7	"Fonden CAT Invest Zealand CIZ 2A" CAT Innovation A/S, Universitetsparken 7, DK-4000 Roskilde	2007DK162PO001	specific fund	Article 44 §1 (a)	CAT Forsknings- og Teknologipark A/S, Universitetsparken 7, DK-4000 Roskilde	2013	1.64	0.82		0.82		6	2			4	1.73	0.17		1.56		0.74	0.09			0.66		
8	"Nordjysk Lånefond, Niels Jernes Vej 10, 9220 Aalborg Øst "	2007DK162PO001	specific fund	Article 44 §1 (a)	"Liva Consult Aps, Niels Jernes Vej 10, 9220 Aalborg Øst "	2009	8.17	4.02	4.15		0.00	34	34				3.73	3.73				1.87	1.87					
9	"VF Kapital" Væksthus Sjælland, Marienbergvej 132, 4760 Vordingborg	2007DK162PO001	specific fund	Article 44 §1 (a)	Væksthus Sjælland, Marienbergvej 132, 4760 Vordingborg	2013																						
TOTAL OP contributions provided		from MA to HF's																										
		from HFs to specific funds																										
		from MA directly to specific funds	32.02	14.51557	14.16	3.34	1.19	104	81	0	23	0	23.39	13.83		9.56		10.56	6.15		4.41							

I. Description and identification of the entities which implement FEIs						II. Amounts of OP contributions paid to FEIs (HF or specific fund)					III. Investments made by FEIs in final recipients																
1	2	3	4		5	6	7=8+9+10	8	9	10	11	12=13+14+15+16	13	14	15	16	17=18+19+20+21	18	19	20	21	22=23+24+25+26	23	24	25	26	
No.	Name of the fund	Operational Programme(s)	Type of FEI		Fund manager	Fund set-up	Amounts of OP contributions paid/comitted to the fund (HF or specific fund)	out of which			Management costs and fees	Total number of financial products offered	out of which				OP contributions invested in final recipients	out of which				SF contributions invested in final recipients	out of which				
			a) HF/specific fund	b) Article 44, §1 (a) or (b) or (c)				Structural Funds	National public co-financing	National private co-financing			loans	guarantees	equity / venture capital	other products		loan	guarantee	equity / venture capital	other product		loan	guarantee	equity / venture capital	other product	
1	Programme "Start-up and micro loan guarantees", Estonia	2007EE051PO001	specific fund	Article 44 §1 (a)	Foundation KredEx, Estonia	2008	6.01	6.01	0.00	0.00	0.00	304		304			5.84		5.84			5.84		5.84			
2	Programme "Export credit insurance", Estonia	2007EE161PO001	specific fund	Article 44 §1 (a)	Foundation KredEx, Estonia	2009	12.78	12.78	0.00	0.00	0.00	57				57	12.78					12.78					12.78
3	Programme "Loan guarantees and capital loans", Estonia	2007EE161PO001	specific fund	Article 44 §1 (a)	Foundation KredEx, Estonia	2008	28.08	27.93	0.15	0.00	0.00	271	16	255			28.08	6.67	21.41			27.93	6.67	21.26			
4	Programme "Subordinated loan", Estonia	2007EE161PO001	specific fund	Article 44 §1 (a)	Foundation KredEx, Estonia	2011	17.34	17.34	0.00	0.00	0.00	17	17				3.62	3.62				3.62	3.62				
5	Temporary support programme to improve loan capital availability for enterprises, Estonia	2007EE161PO001	specific fund	Article 44 §1 (a)	Foundation KredEx, Estonia	2009	69.07	42.86	26.20	0.00	0.00	157	157				69.07	69.07				42.86	42.86				
6	Programme "Renovation loan for apartment buildings", Estonia	2007EE161PO002	specific fund	Article 44 §1 (c)	Foundation KredEx, Estonia	2008	66.71	17.74	48.97	0.00	0.00	616	616				63.21	63.21				16.80	16.80				

TOTAL OP contributions provided	from MA to HF's																											
	from HFs to specific funds																											
	from MA directly to specific funds	200.00	124.6671	75.33	0.00	0.00	1422	806	559	0	57	182.59	142.56	27.25		12.78	109.84	69.96	27.10			12.78						

I. Description and identification of the entities which implement FEIs						II. Amounts of OP contributions paid to FEIs (HF or specific fund)					III. Investments made by FEIs in final recipients																					
1	2	3	4		5	6	7=8+9+10	8	9	10	11	12=13+14+15+16	13	14	15	16	17=18+19+20+21	18	19	20	21	22=23+24+25+26	23	24	25	26						
No.	Name of the fund	Operational Programme(s)	Type of FEI		Fund manager	Fund set-up	Amounts of OP contributions paid/committed to the fund (HF or specific fund)	out of which			Management costs and fees	Total number of financial products offered	out of which				OP contributions invested in final recipients	out of which				SF contributions invested in final recipients	out of which									
			a) HF/specific fund	b) Article 44, §1 (a) or (b) or (c)				Structural Funds	National public co-financing	National private co-financing			loans	guarantees	equity / venture capital	other products		loan	guarantee	equity / venture capital	other product		loan	guarantee	equity / venture capital	other product						
1	ENERGY SAVINGS IN EXISTING HOUSING, ATHENS	2007GR161PO001	HF	-	National Entrepreneurship and Development Fund (ETEAN SA), GREECE, ATHENS	2010	107.00	90.95	16.05	0.00	0.00																					
		2007GR161PO005					0.00	0.00	0.00	0.00	0.00																					
		2007GR161PO006					66.00	56.10	9.90	0.00	0.00																					
		2007GR161PO008					33.00	28.05	4.95	0.00	0.00																					
		2007GR16UPO001					16.00	10.41	5.59	0.00	0.00																					
		2007GR16UPO002					4.00	2.00	2.00	0.00	0.00																					
1.1	1st Instrument of Energy Saving in existing housing	2007GR161PO001	specific fund	Article 44 §1 (c)	National Bank of Greece, Greece - Alpha Bank, Greece - Eurobank, Greece - Piraeus Bank, Greece	2011	15.64	13.30	2.35	0.00	1.75	12989	12989			0	13.60	13.52			0.08	11.56	11.49				0.07					
		2007GR161PO005					0.00	0.00	0.00	0.00	0.00	5966	5966			11.10	10.29			0.81	9.43	8.74						0.69				
		2007GR161PO006					6.84	5.82	1.03	0.00	0.62	4596	4596			6.05	5.77			0.27	5.14	4.91							0.23			
		2007GR161PO008					14.43	12.26	2.16	0.00	1.29	9584	9584			13.04	12.52			0.53	11.09	10.64								0.45		
		2007GR16UPO001					3.26	2.12	1.14	0.00	0.29	2163	2163			2.92	2.80			0.12	1.90	1.82									0.08	
		2007GR16UPO002					0.79	0.40	0.39	0.00	0.07	482	482			0.71	0.69			0.03	0.36	0.34									0.01	
2	ENTREPRENEURSHIP FUND (TEPIX) (ATHENS)	2007GR161PO001	HF	-	National Entrepreneurship and Development Fund (ETEAN SA), GREECE, ATHENS	2010	195.16	165.88	29.27	0.00	0.00																					
		2007GR161PO006					197.93	168.24	29.69	0.00	0.00																					
		2007GR161PO008					88.54	75.26	13.28		0.00																					
		2007GR16UPO001					22.01	17.95	4.06	0.00	0.00																					
		2007GR16UPO002					36.36	6.80	29.56	0.00	0.00																					
2.1	TEPIX 1st Call of Proposals - Action A - GENERAL ENTREPRENEURSHIP	2007GR161PO001	specific fund	Article 44 §1 (a)	ALPHABANK, GREECE	2011	0.02	0.01	0.00	0.00	0.00	0	0				0.00	0.00				0.00	0.00									
		2007GR161PO006					0.02	0.02	0.00	0.00	0.00	0	0						0.00	0.00				0.00	0.00							
		2007GR161PO008					0.01	0.01	0.00	0.00																						
		2007GR16UPO001					0.00	0.00	0.00	0.00	0.00	0	0							0.00	0.00				0.00	0.00						
		2007GR16UPO002					0.00	0.00	0.00	0.00	0.00	0	0							0.00	0.00				0.00	0.00						
2.2	TEPIX 1st Call of Proposals - Action C - YOUTH ENTREPRENEURSHIP	2007GR161PO001	specific fund	Article 44 §1 (a)	NATIONAL BANK OF GREECE	2011	0.02	0.01	0.00	0.00	0.00	0	0				0.00	0.00				0.00	0.00									
		2007GR161PO006					0.02	0.02	0.00	0.00	0.00	0	0						0.00	0.00				0.00	0.00							
		2007GR161PO008					0.01	0.01	0.00	0.00						0	0			0.00	0.00				0.00	0.00						
		2007GR16UPO001					0.00	0.00	0.00	0.00	0.00	0	0							0.00	0.00				0.00	0.00						
		2007GR16UPO002					0.00	0.00	0.00	0.00	0.00	0	0							0.00	0.00				0.00	0.00						

I. Description and identification of the entities which implement FEIs						II. Amounts of OP contributions paid to FEIs (HF or specific fund)					III. Investments made by FEIs in final recipients																					
1	2	3	4		5	6	7=8+9+10	8	9	10	11	12=13+14+15+16	13	14	15	16	17=18+19+20+21	18	19	20	21	22=23+24+25+26	23	24	25	26						
No.	Name of the fund	Operational Programme(s)	Type of FEI		Fund manager	Fund set-up	Amounts of OP contributions paid/comitted to the fund (HF or specific fund)	out of which			Management costs and fees	Total number of financial products offered	out of which				OP contributions invested in final recipients	out of which				SF contributions invested in final recipients	out of which									
			a) HF/specific fund	b) Article 44, §1 (a) or (b) or (c)				Structural Funds	National public co-financing	National private co-financing			loans	guarantees	equity / venture capital	other products		loan	guarantee	equity / venture capital	other product		loan	guarantee	equity / venture capital	other product						
2.3	TEPIX 1st Call of Proposals - Action D - OUTTURN COMPETITIVENESS OF ENTREPRISES	2007GR161PO001	specific fund	Article 44 §1 (a)	EUROBANK- GREECE	2011	1.87	1.59	0.28	0.00	0.00	23	23				1.85	1.85				1.57	1.57									
		2007GR161PO006					10.93	9.29	1.64	0.00	0.00	87	87				10.91	10.91					9.27	9.27								
		2007GR161PO008					2.96	2.52	0.44	0.00		23	23				2.95	2.95							2.51	2.51						
		2007GR16UPO001					0.60	0.49	0.11	0.00	0.00	7	7				0.60	0.60							0.49	0.49						
		2007GR16UPO002					1.43	0.73	0.70	0.00	0.00	15	15				1.43	1.43							0.72	0.72						
2.4	TEPIX 1st Call of Proposals - Action E - THEME TOURISM, DISALINATION, WASTE MANAGEMENT, GREEN INFRASTRUCTURE, GREEN IMPLEMENTATIONS, RES	2007GR161PO001	specific fund	Article 44 §1 (a)	NATIONAL BANK OF GREECE	2011	14.36	12.21	2.15	0.00	0.00	241	241				14.34	14.34				12.19	12.19									
		2007GR161PO006					2.34	1.99	0.35	0.00	0.00	25	25				2.32	2.32						1.97	1.97							
		2007GR161PO008					4.16	3.54	0.62	0.00	0.00	67	67				4.15	4.15						3.53	3.53							
		2007GR16UPO001					1.64	1.34	0.30	0.00	0.00	25	25				1.64	1.64							1.34	1.34						
		2007GR16UPO002					0.60	0.31	0.30	0.00	0.00	13	13				0.60	0.60							0.31	0.31						
2.5	TEPIX 1st Call of Proposals - Action F - INNOVATIVE ENTREPRENEURSHIP, SUPPLY CHAIN, FOOD, DRINKS	2007GR161PO001	specific fund	Article 44 §1 (a)	PIREAEUS BANK- GREECE	2011	0.00	0.00	0.00	0.00	0.00	0	0				0.00	0.00				0.00	0.00									
		2007GR161PO006					0.00	0.00	0.00	0.00	0.00	0	0				0.00	0.00						0.00	0.00							
		2007GR161PO008					0.00	0.00	0.00	0.00	0.00	0	0				0.00	0.00							0.00	0.00						
		2007GR16UPO001					0.00	0.00	0.00	0.00	0.00	0	0				0.00	0.00							0.00	0.00						
		2007GR16UPO002					0.00	0.00	0.00	0.00	0.00	0	0				0.00	0.00							0.00	0.00						
2.6	TEPIX 5th Call of Proposals - Action H - ISLAND FUND	2007GR161PO001	specific fund	Article 44 §1 (a)	1. NATIONAL BANK OF GREECE 2. PANCRETIAN BANK 3. BANK OF CHANIA 4. PIREAEUS BANK	2013	2.14	1.82	0.32	0.00	0.00	119	119				2.14	2.14				1.82	1.82									
		2007GR161PO006					0.03	0.02	0.00	0.00	0.00	2	2				0.03	0.03						0.02	0.02							
		2007GR16UPO001					0.22	0.18	0.04	0.00	0.00	15	15				0.22	0.22							0.18	0.18						
		2007GR16UPO002					1.35	0.69	0.67	0.00	0.00	75	75				1.35	1.35							0.69	0.69						
2.7	TEPIX 3rd Call of Proposals - ACTION IA - GUARANTEE FUND	2007GR161PO001	specific fund	Article 44 §1 (a)	1. EUROBANK 2. ALPHA BANK 3. PANCRETIAN BANK 4. BANK OF THESSALY	2013	0.00	0.00	0.00	0.00	0.00	0	0				0.00		0.00			0.00		0.00								
		2007GR161PO006					0.00	0.00	0.00	0.00	0.00	0	0				0.00		0.00				0.00		0.00							
		2007GR161PO008					0.00	0.00	0.00	0.00	0.00	0	0				0.00		0.00					0.00		0.00						
		2007GR16UPO001					0.00	0.00	0.00	0.00	0.00	0	0				0.00		0.00						0.00		0.00					
		2007GR16UPO002					0.00	0.00	0.00	0.00	0.00	0	0				0.00		0.00						0.00		0.00					
2.8	TEPIX 4th Call of Proposals - Action Z - BUSINESS RESTART	2007GR161PO001	specific fund	Article 44 §1 (a)	1.ALPHA BANK(EMPORIKI BANK)/2.EUROBANK(New TT Hellenic Postbank,New Proton Bank)/3.NATIONAL BANK OF GREECE(PROBANK)/4.PIR EAS BANK(BANK OF CYPRUS)/5.ATTICA BANK/6.PANCRETIAN BANK/7.BANK OF THESSALY/8.BANK OF KARDITSA/9.BANK OF CHANIA/10.BANK OF EPIRUS	2013	9.69	8.24	1.45	0.00	0.00	301	301				9.68	9.68				8.23	8.23									
		2007GR161PO006					14.64	12.44	2.20	0.00	0.00	403	403				14.62	14.62						12.43	12.43							
		2007GR161PO008					8.75	7.44	1.31	0.00	0.00	198	198				8.74	8.74							7.43	7.43						
		2007GR16UPO001					1.22	0.99	0.22	0.00	0.00	44	44				1.22	1.22							0.99	0.99						
		2007GR16UPO002					0.92	0.47	0.45	0.00	0.00	30	30				0.92	0.92							0.47	0.47						

I. Description and identification of the entities which implement FEIs						II. Amounts of OP contributions paid to FEIs (HF or specific fund)					III. Investments made by FEIs in final recipients																				
1	2	3	4		5	6	7=8+9+10	8	9	10	11	12=13+14+15+16	13	14	15	16	17=18+19+20+21	18	19	20	21	22=23+24+25+26	23	24	25	26					
No.	Name of the fund	Operational Programme(s)	Type of FEI		Fund manager	Fund set-up	Amounts of OP contributions paid/comitted to the fund (HF or specific fund)	out of which			Management costs and fees	Total number of financial products offered	out of which				OP contributions invested in final recipients	out of which				SF contributions invested in final recipients	out of which								
			a) HF/specific fund	b) Article 44, §1 (a) or (b) or (c)				Structural Funds	National public co-financing	National private co-financing			loans	guarantees	equity / venture capital	other products		loan	guarantee	equity / venture capital	other product		loan	guarantee	equity / venture capital	other product					
3	JER001 - JEREMIE HOLDING FUND, GREECE	2007GR161PO001	HF	-	European Investment Fund	2007	50.00	42.50	7.50	0.00	2.84																				
		2007GR161PO002					70.00	59.50	10.50	0.00	2.34																				
		2007GR161PO006									2.23																				
		2007GR161PO008					44.00	37.40	6.60		1.93																				
		2007GR16UPO001					11.50	9.38	2.12		0.48																				
		2007GR16UPO002					4.00	2.04	1.96		0.16																				
3.1	Early Stage Risk Capital Instrument for ICT (Elikonos)	2007GR161PO002	specific fund	Article 44 §1 (a)	Elikonos JEREMIE GP, S.a.r.l., Luxembourg	2012	0.00	0.00	0.00	0.00	0.00	1				1	1.24			1.24			1.05			1.05					
		2007GR161PO006					1.37	1.16	0.21	0.00	0.50							0.00			0.00										
		2007GR161PO008						0.00	0.00	0.00		0					0	0.54	0.54					0.46	0.46						
3.2	Early Stage Risk Capital Instrument for ICT (Odyssey)	2007GR161PO002	specific fund	Article 44 §1 (a)	Odyssey, S.C.A., SICAV, Luxembourg	2013	1.12	0.95	0.17	0.00	0.25	1				1	1.10			1.10			0.94			0.94					
		2007GR161PO006					0.62	0.52	0.09	0.00	0.14	1				1	0.61			0.61			0.51			0.51					
		2007GR161PO008					0.77	0.65	0.11	0.00	0.17	1				1	0.70			0.70											
3.3	Funded Risk Sharing Product for Entrepreneurship- Eurobank Ergasias	2007GR161PO001	specific fund	Article 44 §1 (a)	Eurobank Ergasias S.A., Greece	2012	0.00	0.00	0.00	0.00	0.00	17	17				1.34	1.34					1.14	1.14							
		2007GR161PO006					0.00	0.00	0.00	0.00	0.00							0.73	0.73					0.62	0.62						
		2007GR161PO008					0.00	0.00	0.00	0.00	0.00																				
		2007GR16UPO001					0.00	0.00	0.00	0.00	0.00																				
		2007GR16UPO002					0.00	0.00	0.00	0.00	0.00										0.00	0.00					0.00	0.00			
3.4	Funded Risk Sharing Product for Entrepreneurship - National bank of Greece	2007GR161PO001	specific fund	Article 44 §1 (a)	National bank of Greece S.A., Greece	2013	0.00	0.00	0.00	0.00	0.00	0	0				0.00	0.00					0.00	0.00							
		2007GR161PO006					0.00	0.00	0.00	0.00	0.00																				
		2007GR161PO008					0.00	0.00	0.00	0.00	0.00																				
		2007GR16UPO001					0.00	0.00	0.00	0.00	0.00																				
		2007GR16UPO002					0.00	0.00	0.00	0.00	0.00																				
3.5	Funded Risk Sharing Product for ICT (Alpha)	2007GR161PO002	specific fund	Article 44 §1 (a)	Alpha Bank S.A., Greece	2011	0.00	0.00	0.00	0.00	0.00	0	0				0.07	0.07					0.06	0.06							
		2007GR161PO006					0.14	0.12	0.02	0.00	0.01							0.75	0.75					0.63	0.63						
		2007GR161PO008					0.00	0.00	0.00	0.00	0.00										0.23	0.23				0.20	0.20				
		2007GR16UPO001					0.00	0.00	0.00	0.00	0.00																				
		2007GR16UPO002					0.00	0.00	0.00	0.00	0.00										0.02	0.02					0.01	0.01			

I. Description and identification of the entities which implement FEIs						II. Amounts of OP contributions paid to FEIs (HF or specific fund)					III. Investments made by FEIs in final recipients																				
1	2	3	4		5	6	7=8+9+10	8	9	10	11	12=13+14+15+16	13	14	15	16	17=18+19+20+21	18	19	20	21	22=23+24+25+26	23	24	25	26					
No.	Name of the fund	Operational Programme(s)	Type of FEI		Fund manager	Fund set-up	Amounts of OP contributions paid/comitted to the fund (HF or specific fund)	out of which			Management costs and fees	Total number of financial products offered	out of which				OP contributions invested in final recipients	out of which				SF contributions invested in final recipients	out of which								
			a) HF/specific fund	b) Article 44, §1 (a) or (b) or (c)				Structural Funds	National public co-financing	National private co-financing			loans	guarantees	equity / venture capital	other products		loan	guarantee	equity / venture capital	other product		loan	guarantee	equity / venture capital	other product					
3.6	Funded Risk Sharing Product for ICT (Emporiki)	2007GR161PO002	specific fund	Article 44 §1 (a)	Emporiki Bank S.A., Greece	2011	0.00	0.00	0.00	0.00	0.00	0	0				0.00	0.00				0.00	0.00								
		2007GR161PO006					0.00	0.00	0.00	0.00	0.00																				
		2007GR161PO008					0.00	0.00	0.00	0.00																					
		2007GR16UPO001					0.00	0.00	0.00	0.00	0.00																				
		2007GR16UPO002					0.00	0.00	0.00	0.00																					
3.7	Funded Risk Sharing Product for ICT (NBG)	2007GR161PO002	specific fund	Article 44 §1 (a)	National bank of Greece S.A., Greece	2011	0.02	0.02	0.00	0.00	0.00	0	0				0.02	0.02				0.02	0.02								
		2007GR161PO006					0.61	0.52	0.09	0.00	0.01														0.51	0.51					
		2007GR16UPO001					0.00	0.00	0.00	0.00																					
		2007GR16UPO002					0.00	0.00	0.00	0.00																					
		2007GR161PO008					0.01	0.01	0.00	0.00	0.00										0.01	0.01				0.01	0.01				
3.8	Funded Risk Sharing Product for Microloans - Alpha Bank	2007GR161PO001	specific fund	Article 44 §1 (a)	Alpha Bank S.A., Greece	2011	0.19	0.16	0.03	0.00	0.00	29	29				0.24	0.24				0.20	0.20								
		2007GR161PO006					0.90	0.76	0.13	0.00	0.02									1.06	1.06				0.90	0.90					
		2007GR161PO008					0.10	0.09	0.02	0.00	0.00										0.11	0.11				0.10	0.10				
		2007GR16UPO001					0.03	0.03	0.01	0.00	0.00										0.05	0.05				0.04	0.04				
		2007GR16UPO002					0.06	0.03	0.03	0.00	0.00										0.12	0.12				0.06	0.06				
3.9	Funded Risk Sharing Product for SMEs -Alpha Bank	2007GR161PO001	specific fund	Article 44 §1 (a)	Alpha Bank S.A., Greece	2011	5.32	4.53	0.80	0.00	0.08	146	146				6.47	6.47				5.50	5.50								
		2007GR161PO006					3.57	3.04	0.54	0.00	0.06									4.27	4.27				3.63	3.63					
		2007GR161PO008					2.90	2.46	0.43	0.00	0.05										3.89	3.89				3.30	3.30				
		2007GR16UPO001					0.81	0.66	0.15	0.00	0.01										1.09	1.09				0.89	0.89				
		2007GR16UPO002					0.29	0.15	0.14	0.00	0.01										0.35	0.35				0.18	0.18				
3.10	Funded Risk Sharing Product for SMEs - National bank of Greece	2007GR161PO001	specific fund	Article 44 §1 (a)	National bank of Greece S.A., Greece	2011	11.65	9.91	1.75	0.00	0.24	512	512				12.97	12.97				11.02	11.02								
		2007GR161PO006					4.35	3.70	0.65	0.00	0.12									4.23	4.23				3.59	3.59					
		2007GR161PO008					3.91	3.32	0.59	0.00	0.09										3.87	3.87				3.29	3.29				
		2007GR16UPO001					1.41	1.15	0.26	0.00	0.04										1.38	1.38				1.12	1.12				
		2007GR16UPO002					0.36	0.19	0.18	0.00	0.01										0.35	0.35				0.18	0.18				
3.11	Seed/TT Risk Capital Instrument for ICT (OPENFUND)	2007GR161PO002	specific fund	Article 44 §1 (a)	OPENFUND A.E.D.A.K.E.S, Athens, Greece	2012	0.41	0.35	0.06	0.00	0.04	3				3	0.63			0.63	0.54			0.54							
		2007GR161PO006					0.88	0.75	0.13	0.00	0.09	6				6	1.34			1.34	1.14			1.14							
		2007GR161PO008					0.26	0.22	0.04	0.00	0.03	1				1	0.40			0.40	0.34			0.34							
3.12	Seed/TT Risk Capital Instrument for ICT (Piraeus)	2007GR161PO002	specific fund	Article 44 §1 (a)	Piraeus JEREMIE Technology Catalyst Management S.A., Athens, Greece	2012	0.18	0.15	0.03	0.00	0.05	1				1	0.15			0.15	0.13			0.13							
		2007GR161PO006					1.10	0.94	0.17	0.00	0.33	5				5	0.91			0.91	0.77			0.77							
		2007GR161PO008						0.00	0.00	0.00						0				0											

I. Description and identification of the entities which implement FEIs						II. Amounts of OP contributions paid to FEIs (HF or specific fund)					III. Investments made by FEIs in final recipients																					
1	2	3	4		5	6	7=8+9+10	8	9	10	11	12=13+14+15+16	13	14	15	16	17=18+19+20+21	18	19	20	21	22=23+24+25+26	23	24	25	26						
No.	Name of the fund	Operational Programme(s)	Type of FEI		Fund manager	Fund set-up	Amounts of OP contributions paid/committed to the fund (HF or specific fund)	out of which			Management costs and fees	Total number of financial products offered	out of which				OP contributions invested in final recipients	out of which				SF contributions invested in final recipients	out of which									
			a) HF/specific fund	b) Article 44, §1 (a) or (b) or (c)				Structural Funds	National public co-financing	National private co-financing			loans	guarantees	equity / venture capital	other products		loan	guarantee	equity / venture capital	other product		loan	guarantee	equity / venture capital	other product						
4	JESSICA HOLDING FUND FOR GREECE	2007GR161PO005	HF	-	European Investment Fund	2010	10.00	8.00	2.00	0.00	0.04																					
		2007GR161PO006					50.00	37.50	12.50	0.00	0.20																					
		2007GR161PO007					53.00	41.81	11.19	0.00	0.21																					
		2007GR161PO008					45.00	36.76	8.24	0.00	0.18																					
		2007GR16UPO001					75.00	53.89	21.11	0.00	0.30																					
		2007GR16UPO002					25.00	19.69	5.31	0.00	0.10																					
4.1	Urban Development Fund for Crete 5 Ikarou Avenue, Heraklion, Crete	2007GR16UPO002	specific fund	Article 44 §1 (b)	Pancretan Cooperative Bank Ltd, 5 Ikarou Avenue, Heraklion, Crete, Greece		1.66	1.32	0.34	0.00	0.64						0.15	0.15				0.12	0.12			0.00						
4.2	URBAN DEVELOPMENT FUND IN ATTICA, WESTERN GREECE IONIAN ISLANDS AND OP ENVIRONMENT AND SUSTAINABLE DEVELOPMENT	2007GR161PO005	specific fund	Article 44 §1 (b)	National Bank of Greece SA, 86, Eolou Street, GR-10232 Athens Greece		40.18	32.14	8.04	0.00	40.18							0.00	0.00				0.00	0.00			0.00					
		2007GR161PO006				168.05	126.04	42.01	0.00	168.05										0.00	0.00				0.00	0.00			0.00			
		2007GR161PO007				0.84	0.67	0.17	0.00	0.84										0.00	0.00				0.00	0.00			0.00			
4.3	URBAN DEVELOPMENT FUND IN CENTRAL MACEDONIA & THESSALY	2007GR161PO008	specific fund	Article 44 §1 (b)	Piraeus Bank S.A., 4, Amerikis street, Athens, Greece		7.47	6.08	1.38	0.00	7.47							0.00	0.00				0.00	0.00			0.00					
		2007GR16UPO001				0.75	0.60	0.15	0.00	0.75									0.00	0.00				0.00	0.00			0.00				
4.4	URBAN DEVELOPMENT FUND IN EASTERN MACEDONIA & THRACE, NORTH AEGEAN, WESTERN MACEDONIA & EPIRUS 24-B Kifissias Ave., 151 25 Maroussi, Greece	2007GR161PO008	specific fund	Article 44 §1 (b)	Investment Bank of Greece SA, 24-B Kifissias Ave., 151 25 Maroussi, Greece		0.00	0.00	0.00	0.00	0.00							0.00	0.00				0.00	0.00			0.00					
		2007GR16UPO001				0.00	0.00	0.00	0.00	0.00								0.00	0.00				0.00	0.00			0.00					
		2007GR16UPO002				0.00	0.00	0.00	0.00	0.00								0.00	0.00				0.00	0.00			0.00					
4.5	URBAN DEVELOPMENT FUND IN PELOPONNESE AND MAINLAND GREECE	2007GR161PO007	specific fund	Article 44 §1 (b)	EFG Eurobank Ergasias S.A. 8 Othonos str., GR-10557 Athens Greece		0.97	0.76	0.21	0.00	0.97							0.00	0.00				0.00	0.00			0.00					
		2007GR16UPO001				1.31	0.85	0.46	0.00	1.31								0.00	0.00				0.00	0.00			0.00					
5	HELTEP SMEs Guarantee Fund	2007GR161PO001	specific fund	Article 44 §1 (a)	European Investment Bank	2012		102.00	86.70	15.30	0.00	0.14	1		1			5.69		5.69			4.84		4.84							
		2007GR161PO006					103.68	88.13	15.55		0.14	1		1			18.48		18.48			1.57		1.57								
		2007GR161PO008					79.92	67.93	11.99		0.11	2		2			12.77		12.77			11.61		11.61								
		2007GR16UPO001					11.46	9.35	2.11		0.02	1		1			2.12		2.12			1.72		1.72								
		2007GR16UPO002					2.94	1.50	1.44		0.00																					

TOTAL OP contributions provided	from MA to HF's	1203.50	970.12	233.38	0.00	11.01		0		0	0																
	from HF's to specific funds	385.51	305.26	80.25	0.00	226.60	38217	38197	0	20	0	179.12	170.20	0.00	7.07	1.84	148.85	141.90	0.00	5.42	1.53						
	from MA directly to specific funds	300.00	253.60	46.40	0.00	0.42	5		5			39.06		39.06			19.74		19.74								

I. Description and identification of the entities which implement FEIs						II. Amounts of OP contributions paid to FEIs (HF or specific fund)					III. Investments made by FEIs in final recipients																				
1	2	3	4		5	6	7=8+9+10	8	9	10	11	12=13+14+15+16	13	14	15	16	17=18+19+20+21	18	19	20	21	22=23+24+25+26	23	24	25	26					
No.	Name of the fund	Operational Programme(s)	Type of FEI		Fund manager	Fund set-up	Amounts of OP contributions paid/committed to the fund (HF or specific fund)	out of which			Management costs and fees	Total number of financial products offered	out of which				OP contributions invested in final recipients	out of which				SF contributions invested in final recipients	out of which								
			a) HF/specific fund	b) Article 44, §1 (a) or (b) or (c)				Structural Funds	National public co-financing	National private co-financing			loans	guarantees	equity / venture capital	other products		loan	guarantee	equity / venture capital	other product		loan	guarantee	equity / venture capital	other product					
1	FONDO DE CARTERA JESSICA-FIDAE-FONDO DE INVERSIÓN EN DIVERSIFICACIÓN Y AHORRO DE ENERGÍA-	2007ES161PO001	HF	-	European Investment Fund	2011	6.71	4.70	2.01	0.00	0.23																				
		2007ES161PO002					0.53	0.37	0.16	0.00	0.02																				
		2007ES161PO003					0.58	0.41	0.17	0.00	0.02																				
		2007ES161PO005					29.18	20.43	8.75	0.00	1.02																				
		2007ES161PO006					16.94	16.94	0.00	0.00	0.74																				
		2007ES161PO007					19.89	13.92	5.97	0.00	0.70																				
		2007ES161PO008					16.92	11.85	5.08	0.00	0.59																				
		2007ES162PO009					9.86	6.90	2.96	0.00	0.35																				
		2007ES162PO010					15.94	11.16	4.78	0.00	0.56																				
		2007ES162PO011					6.86	4.80	2.06	0.00	0.24																				
1.1	Fondo de Cartera JESSICA-FIDAE-Fondo de Inversión en Diversificación y Ahorro de Energía-	2007ES161PO001	specific fund	Article 44 §1 (b)	European Investment Bank	2011	6.71	4.70	2.01	0.00	0.23	0	0	0	0	0	0.00	0.00	0.00	0.00	0.00	0.00	0.00	0.00	0.00	0.00	0.00				
		2007ES161PO002					0.53	0.37	0.16	0.00	0.02	0	0	0	0	0	0.00	0.00	0.00	0.00	0.00	0.00	0.00	0.00	0.00	0.00	0.00	0.00	0.00		
		2007ES161PO003					0.58	0.41	0.17	0.00	0.02	0	0	0	0	0	0.00	0.00	0.00	0.00	0.00	0.00	0.00	0.00	0.00	0.00	0.00	0.00	0.00		
		2007ES161PO005					29.18	20.43	8.75	0.00	1.02	0	0	0	0	0	0.00	0.00	0.00	0.00	0.00	0.00	0.00	0.00	0.00	0.00	0.00	0.00	0.00		
		2007ES161PO007					19.89	13.92	5.97	0.00	0.70	1	1	0	0	0	2.19	2.19	0.00	0.00	0.00	1.53	1.53	0.00	0.00	0.00	0.00	0.00	0.00		
		2007ES161PO008					16.92	11.85	5.08	0.00	0.59	0	0	0	0	0	0.79	0.79	0.00	0.00	0.00	0.63	0.63	0.00	0.00	0.00	0.00	0.00			
		2007ES162PO009					9.86	6.90	2.96	0.00	0.35	1	1	0	0	0	2.55	2.55	0.00	0.00	0.00	1.79	1.79	0.00	0.00	0.00	0.00	0.00			
		2007ES162PO010					15.94	11.16	4.78	0.00	0.56	1	1	0	0	0	0.50	0.50	0.00	0.00	0.00	0.35	0.35	0.00	0.00	0.00	0.00	0.00			
		2007ES162PO011					6.86	4.80	2.06	0.00	0.24	0	0	0	0	0	0.00	0.00	0.00	0.00	0.00	0.00	0.00	0.00	0.00	0.00	0.00	0.00			
		1.2					JESSICA Fondo de Inversión FIDAE	2007ES161PO006	specific fund	Article 44 §1 (b)	BBVA	2011	21.17	16.94	4.23	0.00	0.74	0	0				0.40	0.40				0.32	0.32		
2	JEREMIE EXTREMADURA	2007ES161PO006	HF	-	European Investment Fund	2011	18.90	15.12	3.78	0.00	0.00																				
2.1	Banco Santander	2007ES161PO006	specific fund	Article 44 §1 (a)	Banco Santander	2012	18.90	15.12	3.78	0.00	0.20	0	0				9.40	9.40				7.52	7.52								
3	JESSICA-ANDALUCÍA	2007ES161PO008	HF	-	European Investment Fund	2011	85.71	68.57	17.14	0.00	8.25																				
3.1	JESSICA-ANDALUCÍA	2007ES161PO008	specific fund	Article 44 §1 (c)	European Investment Bank	2009	85.71	68.57	17.14	0.00	8.25	0	0	0	0	0	9.20	9.20	0.00	0.00	0.00	7.36	7.36	0.00	0.00	0.00					
4	CDTHINNOVA	2007ES16UPO001	specific fund	Article 44 §1 (a)	CDTI, Centro para el Desarrollo Tecnológico e Industrial, entidad pública empresarial adscrita al Ministerio de Economía y Competitividad.	2013	142.65	105.35	37.30	0.00	0.00	1	1	0	0	0	13.49	13.49	0.00	0.00	0.00	9.96	9.96	0.00	0.00	0.00					
5	FONDO DE PRÉSTAMOS Y GARANTÍAS PARA LA PROMOCIÓN DE PROYECTOS EMPRESARIALES DE INNOVACIÓN (INNOPYME)	2007ES162PO011	specific fund	Article 44 §1 (a)	SODECAN, Sociedad para el Desarrollo de Canarias, SA.	2013	20.00	17.00	3.00	0.00	2.40	0	0	0	0	0	0.00	0.00	0.00	0.00	0.00	0.00	0.00	0.00	0.00	0.00					

I. Description and identification of the entities which implement FEIs						II. Amounts of OP contributions paid to FEIs (HF or specific fund)					III. Investments made by FEIs in final recipients															
1	2	3	4		5	6	7=8+9+10	8	9	10	11	12=13+14+15+16	13	14	15	16	17=18+19+20+21	18	19	20	21	22=23+24+25+26	23	24	25	26
No.	Name of the fund	Operational Programme(s)	Type of FEI		Fund manager	Fund set-up	Amounts of OP contributions paid/committed to the fund (HF or specific fund)	out of which			Management costs and fees	Total number of financial products offered	out of which				OP contributions invested in final recipients	out of which				SF contributions invested in final recipients	out of which			
			a) HF/specific fund	b) Article 44, §1 (a) or (b) or (c)				Structural Funds	National public co-financing	National private co-financing			loans	guarantees	equity / venture capital	other products		loan	guarantee	equity / venture capital	other product		loan	guarantee	equity / venture capital	other product
6	ICO-CDTI-GARANTÍAS	2007ES16UPO001	specific fund	Article 44 §1 (a)	ICO, Instituto de Crédito Oficial.	2009	70.00	52.16	17.84	0.00	0.54	1		1			70.00		70.00			52.16		52.16		
							70.00	52.16	17.84	0.00	1.61	0	0	0	0	0.00	0.00	0.00	0.00	0.00	0.00	0.00	0.00	0.00	0.00	0.00
7	ICO INNOVACIÓN-FONDO TECNOLÓGICO	2007ES16UPO001	specific fund	Article 44 §1 (a)	ICO, Instituto de Crédito Oficial.	2013	323.60	258.88	64.72	0.00	0.00	0	0	0	0	0	0.00	0.00	0.00	0.00	0.00	0.00	0.00	0.00	0.00	0.00
8	JEREMIE. Barcelona.	2007ES162PO006	specific fund	Article 44 §1 (a)	Instruments Financiers per a Empreses Innovadores, IFEM, SLU. Barcelona.	2008	50.00	25.00	25.00	0.00	5.03	3	1	1	1	0	21.16	1.13	13.22	3.83	2.98	10.58	0.56	6.61	1.91	1.49
9	JEREMIE. Canarias.	2007ES162PO011	specific fund	Article 44 §1 (a)	SODECAN	2012	20.00	17.00	3.00	0.00	0.50	1		1			0.21		0.21			0.18		0.18		
							20.00	17.00	3.00	0.00	1.50	1	1		0	0	0.99	0.99		0.00	0.00	0.84	0.84		0.00	0.00
10	JEREMIE-IDEA	2007ES161PO008	specific fund	Article 44 §1 (a)	Agencia de Innovación y Desarrollo de Andalucía (IDEA)	2009	235.71	188.57	47.14	0.00	17.03	1	1	0	0	0	124.15	124.15	0.00	0.00	0.00	99.32	99.32	0.00	0.00	0.00

TOTAL OP contributions provided	from MA to HF's	228.04	175.1687	52.867971	0.00	12.719428																				
	from HFs to specific funds	232.27	175.1687	57.102642	0.00	12.919328	3	3	0	0	0	25.03	25.03	0.00	0.00	0.00	19.50	19.50	0.00	0.00	0.00	19.50	19.50	0.00	0.00	0.00
	from MA directly to specific funds	951.97	733.1187	218.85	0.00	28.62	8	4	3	1	0	230.00	139.76	83.43	3.83	2.98	173.04	110.69	58.95	1.91	1.49					

I. Description and identification of the entities which implement FEIs						II. Amounts of OP contributions paid to FEIs (HF or specific fund)					III. Investments made by FEIs in final recipients															
1	2	3	4		5	6	7=8+9+10	8	9	10	11	12=13+14+15+16	13	14	15	16	17=18+19+20+21	18	19	20	21	22=23+24+25+26	23	24	25	26
No.	Name of the fund	Operational Programme(s)	Type of FEI		Fund manager	Fund set-up	Amounts of OP contributions paid/comitted to the fund (HF or specific fund)	out of which			Management costs and fees	Total number of financial products offered	out of which				OP contributions invested in final recipients	out of which				SF contributions invested in final recipients	out of which			
			a) HF/specific fund	b) Article 44, §1 (a) or (b) or (c)				Structural Funds	National public co-financing	National private co-financing			loans	guarantees	equity / venture capital	other products		loan	guarantee	equity / venture capital	other product		loan	guarantee	equity / venture capital	other product
1	Finnvera plc, Helsinki	2007FI162PO001	specific fund	Article 44 §1 (a)	Equity: Veraventure plc, Helsinki		33.01	16.51	16.51		5.78	3092	3085		7		22.83	15.18	4.50	3.14		11.41	7.59	2.25	1.57	
		2007FI162PO002					18.98	9.49	9.49		3.42	1477	1471		6		21.90	15.98	3.67	2.25		10.95	7.99	1.84	1.12	
		2007FI162PO003					16.30	6.52	9.78		2.98	1647	1631		16		7.95	4.99	0.55	2.41		3.18	2.00	0.22	0.96	
		2007FI162PO004					6.97	2.79	4.18		1.32	1034	1027		7		4.89	2.70	0.78	1.42		2.10	1.08	0.31	0.71	

TOTAL OP contributions provided	from MA to HF's												0		0											
	from HFs to specific funds												0		0											
	from MA directly to specific funds	75.26	35.30	39.96		13.49	7250	7214	0	36	0	57.56	38.85	9.50	9.21		27.64	18.66	4.62	4.36						

I. Description and identification of the entities which implement FEIs						II. Amounts of OP contributions paid to FEIs (HF or specific fund)					III. Investments made by FEIs in final recipients																
1	2	3	4		5	6	7=8+9+10	8	9	10	11	12=13+14+15+16	13	14	15	16	17=18+19+20+21	18	19	20	21	22=23+24+25+26	23	24	25	26	
No.	Name of the fund	Operational Programme(s)	Type of FEI		Fund manager	Fund set-up	Amounts of OP contributions paid/committed to the fund (HF or specific fund)	out of which			Management costs and fees	Total number of financial products offered	out of which				OP contributions invested in final recipients	out of which				SF contributions invested in final recipients	out of which				
			a) HF/specific fund	b) Article 44, §1 (a) or (b) or (c)				Structural Funds	National public co-financing	National private co-financing			loans	guarantees	equity / venture capital	other products		loan	guarantee	equity / venture capital	other product		loan	guarantee	equity / venture capital	other product	
1	FCPR JEREMIE AUVERGNE - FONDS COMMUN DE PLACEMENTS À RISQUE, 24 AVENUE DE L'AGRICULTURE 63100 CLERMONT-FERRAND	2007FR162PO004	HF	-	SOFIMAC Partners, société de gestion, 24 avenue de l'agriculture, 63100 CLERMONT-FERRAND en groupement conjoint avec la Chambre de Commerce et d'Industrie de la Région Auvergne, Aéroport de Clermont-Ferrand Auvergne, BP25, 63510 AULNAT	2009	25.20	18.00	7.20		0.77																
1.1	AMBERT INITIATIVE, Plate-Forme d'Initiative Locale, 4 place de l'Hôtel de Ville, BP 69, 63 000 AMBERT	2007FR162PO004	specific fund	Article 44 §1 (a)	AMBERT INITIATIVE, 4 place de l'Hôtel de Ville, BP 69, 63 000 AMBERT			0.00	0.00	0.00	0.00																
1.2	AT2I+ - Plateforme Auvergne pour la Reprise et l'Innovation (PARI), Chambre de Commerce et d'Industrie régionale d'Auvergne, Aéroport de Clermont-Ferrand Auvergne, BP 25 63 510 AULNAT	2007FR162PO004	specific fund	Article 44 §1 (a)	Plateforme Auvergne pour la Reprise et l'Innovation (PARI), Chambre de Commerce et d'Industrie régionale d'Auvergne, Aéroport de Clermont-Ferrand Auvergne, BP 25 63 510 AULNAT			0.00	0.00	0.00	0.00																
1.3	AUVERGNE TRANSMISSION, Plateforme Auvergne pour la Reprise et l'Innovation (PARI), Chambre de Commerce et d'Industrie régionale d'Auvergne, Aéroport de Clermont-Ferrand Auvergne, BP 25 63 510 AULNAT	2007FR162PO004	specific fund	Article 44 §1 (a)	Plateforme Auvergne pour la Reprise et l'Innovation (PARI), Chambre de Commerce et d'Industrie régionale d'Auvergne, Aéroport de Clermont-Ferrand Auvergne, BP 25 63 510 AULNAT			0.00	0.00	0.00	0.00																
1.4	BRIOUDE HAUT-ALLIER INITIATIVES, Plate-Forme d'Initiative Locale, Immeuble inter-consulaire, Boulevard Champagne, BP 30, 43 101 BRIOUDE Cedex	2007FR162PO004	specific fund	Article 44 §1 (a)	BRIOUDE HAUT-ALLIER INITIATIVES, Immeuble inter-consulaire, Boulevard Champagne, BP 30, 43 101 BRIOUDE Cedex			0.00	0.00	0.00	0.00																
1.5	CANTAL INITIATIVES, Plate-Forme d'Initiative Locale, 44 Boulevard du Pont Rouge, 15 013 AURILLAC	2007FR162PO004	specific fund	Article 44 §1 (a)	CANTAL INITIATIVES, 44 Boulevard du Pont Rouge, 15 013 AURILLAC			0.00	0.00	0.00	0.00																
1.6	CLERMONT AGGLO INITIATIVES, Plate-Forme d'Initiative Locale, 27 rue Jean-Claret, 63 000 CLERMONT-FERRAND	2007FR162PO004	specific fund	Article 44 §1 (a)	CLERMONT AGGLO INITIATIVES, 27 rue Jean-Claret, 63 000 CLERMONT-FERRAND			0.00	0.00	0.00	0.01																
1.7	CREA-THIERS INITIATIVE, Plate-Forme d'Initiative Locale, 47 avenue du Général De Gaulle, BP 90, 63 307 THIERS	2007FR162PO004	specific fund	Article 44 §1 (a)	CREA-THIERS INITIATIVE, 47 avenue du Général De Gaulle, BP 90, 63 307 THIERS			0.00	0.00	0.00	0.00																
1.8	FCPR JEREMIE INNOVATION 1, 24 avenue de l'agriculture 63100 CLERMONT-FERRAND	2007FR162PO004	specific fund	Article 44 §1 (a)	SOFIMAC Partners, société de gestion, 24 avenue de l'agriculture 63100 CLERMONT-FERRAND			0.00	0.00	0.00	0.94																
1.9	FCPR JEREMIE MEZZANINE 1, 24 avenue de l'agriculture 63100 CLERMONT-FERRAND	2007FR162PO004	specific fund	Article 44 §1 (a)	SOFIMAC Partners, société de gestion, 24 avenue de l'agriculture 63100 CLERMONT-FERRAND		0.00	0.00	0.00	0.00	0.18																
1.10	INITIATIVE CREATION HAUTE-LOIRE, Plate-Forme d'Initiative Locale, Bâtiment Hermione, 13 avenue des Belges, 43 000 LE-PUY-EN-VELAY	2007FR162PO004	specific fund	Article 44 §1 (a)	INITIATIVE CREATION HAUTE-LOIRE, Bâtiment Hermione, 13 avenue des Belges, 43 000 LE-PUY-EN-VELAY			0.00	0.00	0.00	0.00																
1.11	ISSOIRE SANCY VAL D'ALLIER INITIATIVE, Plate-Forme d'Initiative Locale, Place du Postillon, 63 500 ISSOIRE	2007FR162PO004	specific fund	Article 44 §1 (a)	ISSOIRE SANCY VAL D'ALLIER INITIATIVE, Place du Postillon, 63 500 ISSOIRE			0.00	0.00	0.00	0.00																
1.12	MONTLUCON INITIATIVES, Plate-Forme d'Initiative Locale, 15 boulevard Carnot, 03 100 MONTLUCON	2007FR162PO004	specific fund	Article 44 §1 (a)	MONTLUCON INITIATIVES, 15 boulevard Carnot, 03 100 MONTLUCON			0.00	0.00	0.00	0.00																

I. Description and identification of the entities which implement FEIs						II. Amounts of OP contributions paid to FEIs (HF or specific fund)					III. Investments made by FEIs in final recipients																
1	2	3	4		5	6	7=8+9+10	8	9	10	11	12=13+14+15+16	13	14	15	16	17=18+19+20+21	18	19	20	21	22=23+24+25+26	23	24	25	26	
No.	Name of the fund	Operational Programme(s)	Type of FEI		Fund manager	Fund set-up	Amounts of OP contributions paid/committed to the fund (HF or specific fund)	out of which			Management costs and fees	Total number of financial products offered	out of which				OP contributions invested in final recipients	out of which				SF contributions invested in final recipients	out of which				
			a) HF/specific fund	b) Article 44, §1 (a) or (b) or (c)				Structural Funds	National public co-financing	National private co-financing			loans	guarantees	equity / venture capital	other products		loan	guarantee	equity / venture capital	other product		loan	guarantee	equity / venture capital	other product	
1.13	MOULINS INITIATIVES, Plate-Forme d'Initiative Locale, 17 cours Jean Jaurès, 03 000 MOULINS.	2007FR162PO004	specific fund	Article 44 §1 (a)	MOULINS INITIATIVES, 17 cours Jean Jaurès, 03 000 MOULINS.			0.00	0.00	0.00	0.00																
1.14	RESEAU ENTREPRENDRE AUVERGNE, 42/44 avenue Georges Besse, ZI Le Brezet, 63 100 Clermont-Ferrand.	2007FR162PO004	specific fund	Article 44 §1 (a)	RESEAU ENTREPRENDRE AUVERGNE, 42/44 avenue Georges Besse, ZI Le Brezet, 63 100 Clermont-Ferrand.			0.00	0.00	0.00	0.02																
1.15	RIOM COMBRAILLES INITIATIVES, Plate-Forme d'Initiative Locale, 17 avenue Jean Jaurès, 63 200 MOZAC	2007FR162PO004	specific fund	Article 44 §1 (a)	RIOM COMBRAILLES INITIATIVES, 17 avenue Jean Jaurès, 63 200 MOZAC			0.00	0.00	0.00	0.00																
1.16	VICHY INITIATIVE, Plate-Forme d'Initiative Locale, 5-15 rue Montaret, 03 200 VICHY	2007FR162PO004	specific fund	Article 44 §1 (a)	VICHY INITIATIVE, 5-15 rue Montaret, 03 200 VICHY			0.00	0.00	0.00	0.00																
2	FONDS DE PARTICIPATION JEREMIE LANGUEDOC-ROUSSILLON / FRANCE	2007FR162PO013	HF	-	European Investment Fund	2008	30.00	15.00	15.00	0.00	2.26																
2.1	Prêt d'honneur - Capital-risque - Garantie en Languedoc-Roussillon	2007FR162PO013	specific fund	Article 44 §1 (a)	European Investment Fund		13.41	6.71	6.71	0.00	0.79	998	98	872	28		13.96	1.19	7.86	4.91		6.98	0.60	3.93	2.45		
3	Abondement du fonds Alsace du Nord Initiatives	2007FR162PO003	specific fund	Article 44 §1 (a)	Plate-forme d'Initiative Locale Alsace du Nord Initiatives - Association -	2010	0.24	0.05	0.10	0.09	0.00	37	37				0.27	0.27				0.25	0.25				
4	Abondement en capital de la société de capital risqué "Alsace Création"	2007FR162PO003	specific fund	Article 44 §1 (a)	Société de capital risqué régional "Alsace Création"- Boulevard Gonther d'Andermach Parc d'Innovation -67400 ILLKIRCH GRAFFENSTADEN		6.10	2.70	0.40	3.00	0.00																
5	Abondement en capital du fonds commun de placement à risque (FCPR) "Alsace Croissance"	2007FR162PO003	specific fund	Article 44 §1 (a)	Société de capital risqué régional "Alsace Création"- Boulevard Gonther d'Andermach Parc d'Innovation -67400 ILLKIRCH GRAFFENSTADEN	2012	6.75	0.81	2.57	3.38	0.00																
6	ADIE Association pour le droit à l'initiative économique - Cayenne	2007FR161PO001	specific fund	Article 44 §1 (a)	Association pour le droit à l'initiative économique 9220 Association déclarée 139 BD de Sébastopol - 75002 PARIS 2	2009	0.25	0.15	0.09	0.00	0.00	8	0		8		2.44	0.31		2.13		1.42			1.42		
7	Agence Française de développement AFD - Cayenne	2007FR161PO001	specific fund	Article 44 §1 (a)	AFD Etablissement public national à caractère industriel ou commercial non doté d'un comptable public. 5 rue Roland Barthes 75012 PARIS 12	2012	6.33	3.16	3.16	0.00	0.00																
8	Alpha DIL	2007FR162PO002	specific fund	Article 44 §1 (a)	Touraine Chinonais Initiative - Association 1901 à Chinon	2009	1.07	0.31	0.59	0.17							1.16	1.16				0.31	0.31				
9	Alyse Guyane - Cayenne	2007FR161PO001	specific fund	Article 44 §1 (a)	Alyse Guyane - Société par actions simplifiée Chez CCIG Place de l'esplanade BP 49 97321 Cayenne cedex	2010	2.40	1.60	0.80	0.00	0.00																
10	APH 21 (DIJON)	2007FR162PO006	specific fund	Article 44 §1 (a)	APH 21 - association - siège social à Dijon	2008	0.86	0.16	0.62	0.08	0.00																
11	APH 71 (Chalon sur saone)	2007FR162PO006	specific fund	Article 44 §1 (a)	APH 71 - association - siège social Chalon sur saone	2008	0.30	0.05	0.22	0.03	0.00																
12	Association de développement économique du parc naturel régional de la Brenne	2007FR162PO002	specific fund	Article 44 §1 (a)	Association de développement économique du parc naturel régional de la Brenne - Association Loi 1901 36-ROSNAY	2008	1.10	0.30	0.34	0.46							1.24	1.24				0.30	0.30				

I. Description and identification of the entities which implement FEIs						II. Amounts of OP contributions paid to FEIs (HF or specific fund)					III. Investments made by FEIs in final recipients																
1	2	3	4		5	6	7=8+9+10	8	9	10	11	12=13+14+15+16	13	14	15	16	17=18+19+20+21	18	19	20	21	22=23+24+25+26	23	24	25	26	
No.	Name of the fund	Operational Programme(s)	Type of FEI		Fund manager	Fund set-up	Amounts of OP contributions paid/committed to the fund (HF or specific fund)	out of which			Management costs and fees	Total number of financial products offered	out of which				OP contributions invested in final recipients	out of which				SF contributions invested in final recipients	out of which				
			a) HF/specific fund	b) Article 44, §1 (a) or (b) or (c)				Structural Funds	National public co-financing	National private co-financing			loans	guarantees	equity / venture capital	other products		loan	guarantee	equity / venture capital	other product		loan	guarantee	equity / venture capital	other product	
13	Association pour le Développement Economique de la Moselle - 57000 Metz	2007FR162PO015	specific fund	Article 44 §1 (a)	Association pour le Développement Economique de la Moselle - 57000 Metz	2009	1.80	0.45	0.50	0.85	0.00																
14	Association régionale Complémentaires Inter associations de Prêts d'Honneur - 54000 Jœuf	2007FR162PO015	specific fund	Article 44 §1 (a)	Association régionale Complémentaires Inter associations de Prêts d'Honneur - 54000 Jœuf	2008	0.47	0.12	0.35	0.00	0.00																
15	Bpifrance Financement 27-31 avenue du général Leclerc 94710 Maisons Alfort	2007FR162PO010	specific fund	Article 44 §1 (a)	Bpifrance Financement 27-31 avenue du général Leclerc 94710 Maisons Alfort		1.00	1.00				0	0				0.00	0.00				0.00	0.00				
16	Bpifrance Régions 27-31 avenue du général Leclerc 94710 Maisons Alfort RCS Créteil	2007FR162PO010	specific fund	Article 44 §1 (a)	Bpifrance Régions 27-31 avenue du général Leclerc 94710 Maisons Alfort	2012	0.50	0.50	0.00	0.00	0.00	4		4			0.25		0.25			0.13			0.13		
17	CHAMBRE DE COMMERCE, D'INDUSTRIE ET DE SERVICES DE LA MOSELLE - 57000 METZ	2007FR162PO015	specific fund	Article 44 §1 (a)	CHAMBRE DE COMMERCE, D'INDUSTRIE ET DE SERVICES DE LA MOSELLE	2013	0.83	0.21	0.36	0.26																	
18	CHAMBRE DE COMMERCE ET D'INDUSTRIE DE MEURTHE-ET-MOSELLE - 54000 NANCY	2007FR162PO015	specific fund	Article 44 §1 (a)	CHAMBRE DE COMMERCE ET D'INDUSTRIE DE MEURTHE-ET-MOSELLE	2013	0.00	0.00	0.00	0.00																	
19	Conseil régional de Lorraine (1/2) 57000 Metz	2007FR162PO015	specific fund	Article 44 §1 (a)	Fonds Lorrain des Matériaux Société par Action Simplifiée 57000 Metz	2009	17.44	4.14	4.90	8.40	0.00						7.70			7.70							
20	Conseil régional de Lorraine (2/2) 57000 Metz	2007FR162PO015	specific fund	Article 44 §1 (a)	Oséo Garanties région Société Anonyme 94710 Maison-Alfort	2008	8.45	1.95	6.50	0.00	0.00						17.72		17.72			4.43		4.43			
21	Croissance et Proximité 2 (Rouen)	2007FR162PO005	specific fund	Article 44 §1 (a)	NCI Gestion, société par actions simplifiées (Rouen)	2012	3.06	1.40	0.14	1.52	1.30	11					4.18			4.18		1.40			1.40		
22	FCPR RUN DEVELOPPEMENT VIVERIS MANAGEMENT, SAS ? 6 allées Turcat Mery - 13008 Marseille	2007FR161PO004	specific fund	Article 44 §1 (a)	VIVERIS MANAGEMENT, SAS, 6 allées Turcat Mery - 13008 Marseille	2012	6.80	4.08	2.72	0.00	0.35	8			8		2.12			2.12		1.27			1.27		
23	Fonds de co-investissement public du Conseil régional des Pays de la Loire Greffe du tribunal de commerce de Nantes	2007FR162PO016	specific fund	Article 44 §1 (a)	SIGEFI PRIVATE EQUITY Société par action simplifiée (SAS) 139, rue Vendôme 69 006 LYON FRANCE	2012	2.00	0.60	1.40	0.00	0.10	6					3.33			3.33		0.60			0.60		
24	FONDS DE GARANTIE "ALSACE ACTIVE"	2007FR162PO003	specific fund	Article 44 §1 (a)	France Active Garantie (FAG)- Société anonyme- 120-122 rue Réaumur 75002 PARIS		1.30	0.60	0.55	0.15	0.00																
25	fonds de garantie Aquitaine FEDER TPE, France Active Garantie (75 Paris France)	2007FR162PO001	specific fund	Article 44 §1 (a)	France Active Garantie, société financière fondée par l'association France Active et la Caisse des dépôts et consignations (75 Paris France)	2011	0.60	0.40	0.20	0.00	0.00	95		95			1.25		1.25			0.83		0.83			
26	Fonds de garantie Artisanal et de Commerce de Midi-Pyrénées	2007FR162PO021	specific fund	Article 44 §1 (a)	SIAGI Paris	2009	2.00	1.00	1.00		0.00	167		167			5.02		5.02			0.50		0.50			
27	Fonds de prêt plate-forme initiative locale	2007FR162PO021	specific fund	Article 44 §1 (a)	Haute-Garonne Initiative Toulouse	2010	0.17	0.05	0.05	0.07	0.00	12	12														
28	Fonds FEDER Midi-Pyrénées adossé au Fonds Régional de Garantie Midi-Pyrénées	2007FR162PO021	specific fund	Article 44 §1 (a)	BPI France (Maisons Alfort)	2009	3.80	3.80			0.01	112		112			12.89		12.89			2.58		2.58			
29	Fonds régional de garantie OSEO	2007FR162PO002	specific fund	Article 44 §1 (a)	OSEO Région SA, Maison-Alfort (94)	2009	5.00	2.00	1.50	1.50							3.79		3.79			1.52		1.52			

I. Description and identification of the entities which implement FEIs						II. Amounts of OP contributions paid to FEIs (HF or specific fund)					III. Investments made by FEIs in final recipients																
1	2	3	4		5	6	7=8+9+10	8	9	10	11	12=13+14+15+16	13	14	15	16	17=18+19+20+21	18	19	20	21	22=23+24+25+26	23	24	25	26	
No.	Name of the fund	Operational Programme(s)	Type of FEI		Fund manager	Fund set-up	Amounts of OP contributions paid/committed to the fund (HF or specific fund)	out of which			Management costs and fees	Total number of financial products offered	out of which				OP contributions invested in final recipients	out of which				SF contributions invested in final recipients	out of which				
			a) HF/specific fund	b) Article 44, §1 (a) or (b) or (c)				Structural Funds	National public co-financing	National private co-financing			loans	guarantees	equity / venture capital	other products		loan	guarantee	equity / venture capital	other product		loan	guarantee	equity / venture capital	other product	
30	Fonds régional de garantie OSEO	2007FR162PO005	specific fund	Article 44 §1 (a)	OSEO Régions	2013	1.00	1.00	0.00	0.00	0.00	13		13			2.43		2.43			1.22		1.22			
31	GARANTIE FONDS DOM REUNION Agence Française de Développement 5 rue Roland BARTHES 75598 PARIS CEDEX 12	2007FR161PO004	specific fund	Article 44 §1 (a)	Agence Française de Développement 5 rue Roland BARTHES 75598 PARIS CEDEX 12 EPIC	2012	18.67	11.20	7.47		0.00	570		570			48.84		48.84			29.30		29.30			
32	Indre Initiative	2007FR162PO002	specific fund	Article 44 §1 (a)	Indre initiative à Déols (36) - Association	2008	3.17	1.15	0.72	1.30							3.17	3.17				1.15	1.15				
33	Initiative Centre	2007FR162PO002	specific fund	Article 44 §1 (a)	INITIATIVE CENTRE à Chinon Association loi 1901	2013	0.00	0.00	0.00								0.00	0.00				0.00	0.00				
34	Initiative Cher	2007FR162PO002	specific fund	Article 44 §1 (a)	INITIATIVE CHER à Bourges. Association loi 1901	2013	0.00	0.00	0.00	0.00							0.00	0.00				0.00	0.00				
35	Institut de Développement (IDIL) de l'Indre et Loire	2007FR162PO002	specific fund	Article 44 §1 (a)	IDIL Association loi 1901 à Tours	2008	2.09	0.26	0.26	1.57							2.09	2.09				0.26	0.26				
36	INVEST PME 9, avenue des montboucons Temis center 2 25000 BESANCON	2007FR162PO010	specific fund	Article 44 §1 (a)	INVEST PME 9, avenue des montboucons Temis center 2 25000 BESANCON	2011	3.01	0.64	0.86	1.51	0.00	9				9	1.91		1.91			0.41			0.41		
37	JER-014 JEREMIE PACA Luxembourg	2007FR162PO020	specific fund	Article 44 §1 (a)	European Investment Fund	2012	20.00	10.00	10.00	0.00	2.00																
38	Loir et Cher Initiative	2007FR162PO002	specific fund	Article 44 §1 (a)	Loir et Cher Initiative - Association à Blois	2009	1.98	0.52	0.46	1.01							1.98	1.98				0.52	0.52				
39	Loiret Initiative	2007FR162PO002	specific fund	Article 44 §1 (a)	Loiret Initiative à Orléans (association loi 1901)	2009	5.22	1.80	1.41	2.01							3.42	3.42				1.32	1.32				
40	Lorraine Initiative (RLPFIL) - 54000 Joeuf	2007FR162PO015	specific fund	Article 44 §1 (a)	Lorraine Initiative (RLPFIL) - 54000 Joeuf - Association	2009	0.74	0.18	0.45	0.11	0.00																
41	Major Capital (Rouen)	2007FR162PO005	specific fund	Article 44 §1 (a)	NCI Gestion, société par actions simplifiées (Rouen)	2012	6.23	2.60	0.58	3.05	2.76	3				3	9.40		9.40			2.60			2.60		
42	NCI Gestion, SAS, 57 avenue de Bretagne ROUEN	2007FR162PO011	specific fund	Article 44 §1 (a)	NCI Gestion, SAS, 57 avenue de Bretagne ROUEN	2009	2.80	2.00	0.80	0.00	2.40																
43	Nievre Initiatives Locales (NIL) à Nevers	2007FR162PO006	specific fund	Article 44 §1 (a)	Nievre Initiatives Locales (NIL) - association - siège social à Nevers	2009	0.20	0.06	0.12	0.02	0.00																
44	Nouvelles entreprise à Chartres (28)	2007FR162PO002	specific fund	Article 44 §1 (a)	Nouvelles entreprise à Chartres (28) Loi 1901	2009	0.38	0.14	0.09	0.15							0.53	0.53				0.14	0.14				
45	OSEO Garantie (Maison alfort)	2007FR162PO006	specific fund	Article 44 §1 (a)	OSEO garantie (maisons Alfort) société anonyme SA	2008	4.00	1.00	1.50	1.50	0.00																
46	OSEO Garantie Régions - Maisons Alfort (94 Val de Marne - France)	2007FR162PO001	specific fund	Article 44 §1 (a)	OSEO Garantie Régions - autre public, société anonyme avec Etat comme actionnaire majoritaire (+50%) - Maisons Alfort (94 Val de Marne - France)	2009	1.61	1.00	0.61	0.00	0.00	59		59			1.34		1.34			1.30		1.30			
47	PFIL Bearn Initiatives - Pau (64 Pyrénées atlantiques - France)	2007FR162PO001	specific fund	Article 44 §1 (a)	PFIL Bearn Initiatives - Pau (64 Pyrénées atlantiques - France)	2009	0.26	0.06	0.16	0.04	0.00	104	104				0.26	0.26				0.06	0.06				
48	PFIL Bultza Impulser Pays basque Initiative - Bayonne (64 Pyrénées atlantiques - France)	2007FR162PO001	specific fund	Article 44 §1 (a)	PFIL Bultza Impulser Pays basque Initiative - Personne morale de droit privé, association loi 1901 - Bayonne (64 Pyrénées atlantiques - France)	2009	0.92	0.25	0.56	0.11	0.00	205	205				0.92	0.92				0.25	0.25				

I. Description and identification of the entities which implement FEIs						II. Amounts of OP contributions paid to FEIs (HF or specific fund)					III. Investments made by FEIs in final recipients																
1	2	3	4		5	6	7=8+9+10	8	9	10	11	12=13+14+15+16	13	14	15	16	17=18+19+20+21	18	19	20	21	22=23+24+25+26	23	24	25	26	
No.	Name of the fund	Operational Programme(s)	Type of FEI		Fund manager	Fund set-up	Amounts of OP contributions paid/committed to the fund (HF or specific fund)	out of which			Management costs and fees	Total number of financial products offered	out of which				OP contributions invested in final recipients	out of which				SF contributions invested in final recipients	out of which				
			a) HF/specific fund	b) Article 44 §1 (a) or (b) or (c)				Structural Funds	National public co-financing	National private co-financing			loans	guarantees	equity / venture capital	other products		loan	guarantee	equity / venture capital	other product		loan	guarantee	equity / venture capital	other product	
49	PFIL Gironde Initiative - Floirac (33 Gironde - France)	2007FR162PO001	specific fund	Article 44 §1 (a)	PFIL Gironde Initiative - Personne morale de droit privé, association loi 1901 - Floirac (33 Gironde - France)	2008	0.51	0.12	0.34	0.05	0.01	255	255				0.51	0.51				0.12	0.12				
50	PFIL Landes Initiatives - Mont de Marsan (40 Landes - France)	2007FR162PO001	specific fund	Article 44 §1 (a)	PFIL Landes Initiatives - Personne morale de droit privé, association loi 1901 - Mont de Marsan (40 Landes - France)	2009	0.25	0.10	0.10	0.04	0.00	104	104				0.25	0.25				0.10	0.10				
51	PFIL Lot et Garonne Initiative Agen (47 Lot et Garonne - France)	2007FR162PO001	specific fund	Article 44 §1 (a)	PFIL Lot et Garonne Initiative - Personne morale de droit privé, association loi 1901 - Agen (47 Lot et Garonne - France)	2008	0.45	0.17	0.23	0.04	0.00	123	123				0.45	0.45				0.17	0.17				
52	PFIL Périgord Initiative(Aquitaine transmission) - Coulonniers Chamiers (24 dordogne - France)	2007FR162PO001	specific fund	Article 44 §1 (a)	PFIL Périgord Initiative(Aquitaine transmission) - Personne morale de droit privé, association loi 1901 - Coulonniers Chamiers (24 dordogne - France)	2008	0.47	0.15	0.30	0.02	0.00	261	261				0.47	0.47				0.15	0.15				
53	PFIL Périgord Initiatives - Coulonniers chamiers (24 dordogne -France)	2007FR162PO001	specific fund	Article 44 §1 (a)	PFIL Périgord Initiatives - Coulonniers chamiers (24 dordogne -France)	2008	0.97	0.32	0.55	0.10	0.00	376	376				0.88	0.88				0.32	0.32				
54	PFIL Reseau entreprendre Adour - Pau (64 Pyrénées atlantiques - France)	2007FR162PO001	specific fund	Article 44 §1 (a)	PFIL Reseau entreprendre Adour - Pau (64 Pyrénées atlantiques - France)	2009	0.54	0.02	0.35	0.17	0.00	50	50				0.54	0.54				0.02	0.02				
55	PFIL Reseau entreprendre Aquitaine - Bordeaux (33 Gironde - France)	2007FR162PO001	specific fund	Article 44 §1 (a)	PFIL Reseau entreprendre Aquitaine - Personne morale de droit privé, association loi 1901 - Bordeaux (33 Gironde - France)	2008	0.33	0.06	0.09	0.18	0.03	26	26				0.33	0.33				0.06	0.06				
56	PFIL Val de Garonne Initiatives - Marmande (47 Lot et Garonne - France)	2007FR162PO001	specific fund	Article 44 §1 (a)	PFIL Val de Garonne Initiatives - Personne morale de droit privé, association - Marmande (47 Lot et Garonne - France)	2008	0.18	0.06	0.09	0.03	0.00	108	108				0.18	0.18				0.06	0.06				
57	Plan de développement de l'allocation de prêts d'honneur de Cap Création	2007FR162PO003	specific fund	Article 44 §1 (a)	Plate-forme d'Initiative Locale "Cap Création" - Association -	2010	0.48	0.08	0.05	0.35	0.00	41	41				0.36	0.36				0.36	0.36				
58	Poitou Charentes innovation (PCI) siège : 3 rue raoul Follereau 86000 POITIERS	2007FR162PO019	specific fund	Article 44 §1 (a)	SA ALTO INVEST 65 RUE DU MARECHAL FOCH 78000 VERSAILLES	2011	1.50	0.75	0.75	0.00	0.00	10	0			10	2.10	0.00		2.10		1.05	0.00		1.05		
59	Prêt d'honneur INITIATIVE REUNION ENTREPRENDRE Association INITIATIVE REUNION ENTREPRENDRE 6, bis route de Savannah, Immeuble Chane Chu, 2ème étage porte 2011 97460 SAINT-PAUL	2007FR161PO004	specific fund	Article 44 §1 (a)	ASSOCIATION INITIATIVE REUNION ENTREPRENDRE. Association loi 1901: 6, bis route de Savannah, Immeuble Chane Chu, 2ème étage porte 211, 97460 SAINT-PAUL	2010	0.64	0.39	0.26		0.00	61	61				0.78	0.78				0.47	0.47				

I. Description and identification of the entities which implement FEIs						II. Amounts of OP contributions paid to FEIs (HF or specific fund)					III. Investments made by FEIs in final recipients																						
1	2	3	4		5	6	7=8+9+10	8	9	10	11	12=13+14+15+16	13	14	15	16	17=18+19+20+21	18	19	20	21	22=23+24+25+26	23	24	25	26							
No.	Name of the fund	Operational Programme(s)	Type of FEI		Fund manager	Fund set-up	Amounts of OP contributions paid/committed to the fund (HF or specific fund)	out of which			Management costs and fees	Total number of financial products offered	out of which				OP contributions invested in final recipients	out of which				SF contributions invested in final recipients	out of which										
			a) HF/specific fund	b) Article 44, §1 (a) or (b) or (c)				Structural Funds	National public co-financing	National private co-financing			loans	guarantees	equity / venture capital	other products		loan	guarantee	equity / venture capital	other product		loan	guarantee	equity / venture capital	other product							
60	Prêt d'honneur innovation INITIATIVE REUNION ENTREPRENDRE Association INITIATIVE REUNION ENTREPRENDRE 6, bis route de Savannah, Immeuble Chane Chu, 2ème étage porte 2011 97460 SAINT-PAUL	2007FR161PO004	specific fund	Article 44 §1 (a)	ASSOCIATION INITIATIVE REUNION ENTREPRENDRE. Association loi 1901. 6, bis route de Savannah, Immeuble Chane Chu, 2ème étage porte 211, 97460 SAINT-PAUL	2013	0.24	0.12	0.12			1	1				0.03	0.03					0.01	0.01									
61	Provence Côte d'Azur Investissement - 27 place Jules Guesdes - 13 481 Marseille cedex 20	2007FR162PO020	specific fund	Article 44 §1 (a)	Turennes capital partenaires - 29/31 Rue Saint-Augustin - 75 002 PARIS	2010	15.45	7.73	7.73	0.00							6.18			6.18			3.09				3.09						
62	REB Quetigny	2007FR162PO006	specific fund	Article 44 §1 (a)	REB Association - siège social QUETIGNY	2008	0.59	0.16	0.43	0.00	0.00																						
63	Réseau Entreprendre Guyane - Cayenne	2007FR161PO001	specific fund	Article 44 §1 (a)	Association Réseau Entreprendre Guyane 9220 Association déclaré 1 Pl Victor Schoelcher 97300 CAYENNE	2010	0.47	0.32	0.14	0.00	0.00	26	26				0.33	0.33					0.20	0.20									
64	Réseau Entreprendre Lorraine - 54000 Maxéville	2007FR162PO015	specific fund	Article 44 §1 (a)	Réseau Entreprendre Lorraine - Association - 54000 Maxéville	2009	0.40	0.05	0.06	0.29	0.00																						
65	SAS Aqul Invest - Pessac (33 gironde - France)	2007FR162PO001	specific fund	Article 44 §1 (a)	SAS Aqul Invest - autre public avec conseil régional comme actionnaire unique - Pessac (33 gironde - France)	2010	4.50	3.00	1.50	0.00	0.00	15				15							3.00				3.00						
66	SAS FONDS DE CO INVESTISSEMENT POITOU CHARENTES . SIEGE 15 RUE DE L'ANCIENNE COMEDIE 86000 POITIERS	2007FR162PO019	specific fund	Article 44 §1 (a)	POITOU CHARENTES PARTICIPATION (PCP) société par actions simplifiées (SAS) siège : 8 rue du Pré-Médard 86280 SAINT BENOIT	2010	3.30	1.65	1.65	0.00		11	0			11		49.91	0.00		49.91			2.45	0.00		2.45						
67	Yonne Active Création (Auxerre)	2007FR162PO006	specific fund	Article 44 §1 (a)	Yonne Active Création - association - siège social à Auxerre	2009	0.15	0.03	0.06	0.06																							
TOTAL OP contributions provided							from MA to HF's	55.20	33	22.2	0.00	3.02				0																	
							from HF's to specific funds	13.41	6.71	6.71	0.00	1.95	998	98	872	28	0	13.96	1.19	7.86	4.91		6.98	0.60	3.93	2.45							
							from MA directly to specific funds	184.27	80.715574	69.89	33.67	8.95	2891	1790	1020	81	0	206.11	20.44	93.55	92.13		65.67	6.58	41.80	17.29							

I. Description and identification of the entities which implement FEIs						II. Amounts of OP contributions paid to FEIs (HF or specific fund)					III. Investments made by FEIs in final recipients																
1	2	3	4		5	6	7=8+9+10	8	9	10	11	12=13+14+15+16	13	14	15	16	17=18+19+20+21	18	19	20	21	22=23+24+25+26	23	24	25	26	
No.	Name of the fund	Operational Programme(s)	Type of FEI		Fund manager	Fund set-up	Amounts of OP contributions paid/committed to the fund (HF or specific fund)	out of which			Management costs and fees	Total number of financial products offered	out of which				OP contributions invested in final recipients	out of which				SF contributions invested in final recipients	out of which				
			a) HF/specific fund	b) Article 44, §1 (a) or (b) or (c)				Structural Funds	National public co-financing	National private co-financing			loans	guarantees	equity / venture capital	other products		loan	guarantee	equity / venture capital	other product		loan	guarantee	equity / venture capital	other product	
1	VENTURE FINANCE HUNGARY PLC (MV ZRT.), BUDAPEST	2007HU161PO001	HF	-	Venture Finance Hungary Plc (MV Zrt.), Budapest	2007	538.27	457.53	80.74	0.00	11.53																
		2007HU162PO001					135.33	115.03	20.30	0.00	1.50																
1.1	Abaúj Takarékszövetkezet, Forró	2007HU161PO001	specific fund	Article 44 §1 (a)	Abaúj Takarékszövetkezet, Forró	2013	0.01	0.01	0.00	0.00	0.00	0		0			0.01		0.01			0.01		0.01			
1.2	AGRIA Belpátfalva Takarékszövetkezet, Belpátfalva	2007HU161PO001	specific fund	Article 44 §1 (a)	AGRIA Belpátfalva Takarékszövetkezet, Belpátfalva		0.13	0.11	0.02	0.00	0.00	0	0	0			0.13	0.00	0.13			0.11	0.00	0.11			
1.3	AJH Növekedési Kockázati Tőkealap, Budapest	2007HU161PO001	specific fund	Article 44 §1 (a)	AJH Növekedési Kockázati Tőkealap, Budapest	2013	0.00	0.00	0.00	0.00	0.00	0			0		0.00			0.00		0.00			0.00		
1.4	Aktív Hitel, Nyírmeggyes	2007HU161PO001	specific fund	Article 44 §1 (a)	Aktív Hitel, Nyírmeggyes	2009	0.70	0.59	0.10	0.00	0.00	0	0				0.69	0.69				0.59	0.59				
1.5	Alapítvány a Vidék Kis- és Középvállalkozásainak Fejlesztésére Baranya Megyei Vállalkozói Központ, Pécs	2007HU161PO001	specific fund	Article 44 §1 (a)	Alapítvány a Vidék Kis- és Középvállalkozásainak Fejlesztésére Baranya Megyei Vállalkozói Központ, Pécs	2008	14.71	12.51	2.21	0.00	0.00	0	0				14.24	14.24				12.11	12.11				
1.6	Alföld-Factoring Pénzügyi Szolgáltató Zárkörűen Működő Részvénytársaság, Szeged	2007HU162PO001	specific fund	Article 44 §1 (a)	Alföld-Factoring Pénzügyi Szolgáltató Zárkörűen Működő Részvénytársaság, Szeged	2012	0.00	0.00	0.00	0.00	0.00	0	0				0.00	0.00				0.00	0.00				
		2007HU161PO001					3.32	2.82	0.50	0.00	0.00	0	0	0				2.94	2.94	0.00				2.50	2.50	0.00	
1.7	Alsónémedi és Vidéke Takarékszövetkezet, Alsónémedi	2007HU161PO001	specific fund	Article 44 §1 (a)	Alsónémedi és Vidéke Takarékszövetkezet, Alsónémedi	2012	0.72	0.61	0.11	0.00	0.00	0	0				0.68	0.68				0.57	0.57				
1.8	Arteus Credit Zrt., Budapest	2007HU161PO001	specific fund	Article 44 §1 (a)	Arteus Credit Zrt., Budapest	2013	2.86	2.43	0.43	0.00	0.00	0	0				1.82	1.82				1.55	1.55				
1.9	AXON Pénzügyi és Lizing Zárkörűen Működő Részvénytársaság, Szolnok	2007HU161PO001	specific fund	Article 44 §1 (a)	AXON Pénzügyi és Lizing Zárkörűen Működő Részvénytársaság, Szolnok	2012	2.95	2.51	0.44	0.00	0.00	0	0				2.93	2.93				2.49	2.49				
1.10	Bács-Kiskun Megyei Vállalkozásfejlesztési Alapítvány, Kecskemét	2007HU161PO001	specific fund	Article 44 §1 (a)	Bács-Kiskun Megyei Vállalkozásfejlesztési Alapítvány, Kecskemét	2008	1.72	1.46	0.26	0.00	0.00	0	0				1.69	1.69				1.44	1.44				
1.11	Bak és Vidéke Takarékszövetkezet, Bak	2007HU161PO001	specific fund	Article 44 §1 (a)	Bak és Vidéke Takarékszövetkezet, Bak	2012	1.54	1.31	0.23	0.00	0.00	0	0	0			1.53	1.37	0.16			1.30	1.17	0.13			
1.12	Balmazújváros és Vidéke Takarékszövetkezet, Balmazújváros	2007HU161PO001	specific fund	Article 44 §1 (a)	Balmazújváros és Vidéke Takarékszövetkezet, Balmazújváros	2011	0.55	0.46	0.08	0.00	0.00	0		0			0.55		0.55			0.46		0.46			
1.13	Banco Popolare Hungary Bank Zrt., Budapest	2007HU161PO001	specific fund	Article 44 §1 (a)	Banco Popolare Hungary Bank Zrt., Budapest	2009	0.00	0.00	0.00	0.00	0.00	0	0				0.00	0.00				0.00	0.00				
1.14	Békés Megyeért Vállalkozásfejlesztési Közhatalmi Közalapítvány, Békéscsaba	2007HU161PO001	specific fund	Article 44 §1 (a)	Békés Megyeért Vállalkozásfejlesztési Közhatalmi Közalapítvány, Békéscsaba	2011	6.49	5.52	0.97	0.00	0.00	0	0				6.14	6.14				5.22	5.22				
1.15	BG Finance Zárkörűen Működő Részvénytársaság, Budapest	2007HU162PO001	specific fund	Article 44 §1 (a)	BG Finance Zárkörűen Működő Részvénytársaság, Budapest	2011	6.59	5.60	0.99	0.00	0.00	0	0				6.49	6.49				5.52	5.52				
		2007HU161PO001					14.22	12.09	2.13	0.00	0.00	0	0				11.38	11.38						9.67	9.67		
1.16	BigGeorge's-NV EQUITY Kockázati Tőkealap-kezelő Zárkörűen Működő Részvénytársaság, Budapest	2007HU161PO001	specific fund	Article 44 §1 (a)	BigGeorge's-NV EQUITY Kockázati Tőkealap-kezelő Zárkörűen Működő Részvénytársaság, Budapest	2009	7.38	6.27	1.11	0.00	0.00	0			0		6.83		6.83			5.81		5.81			
1.17	Bohemian Financing Zárkörűen Működő Részvénytársaság, Budapest	2007HU161PO001	specific fund	Article 44 §1 (a)	Bohemian Financing Zárkörűen Működő Részvénytársaság, Budapest	2013	2.10	1.79	0.32	0.00	0.00	0	0				1.71	1.71				1.46	1.46				
1.18	Bóly és Vidéke Takarékszövetkezet, Bóly	2007HU161PO001	specific fund	Article 44 §1 (a)	Bóly és Vidéke Takarékszövetkezet, Bóly	2009	0.18	0.15	0.03	0.00	0.00	0	0	0			0.18	0.12	0.05			0.15	0.11	0.04			
1.19	Bonitás Kockázati Tőkealap, Budapest	2007HU161PO001	specific fund	Article 44 §1 (a)	Bonitás Kockázati Tőkealap, Budapest	2012	1.61	1.37	0.24	0.00	0.00	0			0		0.17		0.17			0.15			0.15		
1.20	Buda Takarékszövetkezet, Herceghalom	2007HU161PO001	specific fund	Article 44 §1 (a)	Buda Takarékszövetkezet, Herceghalom	2012	0.00	0.00	0.00	0.00	0.00	0	0				0.00	0.00				0.00	0.00				
1.21	Budapest Bank Zrt., Budapest	2007HU161PO001	specific fund	Article 44 §1 (a)	Budapest Bank Zrt., Budapest	2008	2.04	1.73	0.31	0.00	0.00	0	0	0			2.04	1.32	0.72			1.73	1.12	0.61			

I. Description and identification of the entities which implement FEIs						II. Amounts of OP contributions paid to FEIs (HF or specific fund)						III. Investments made by FEIs in final recipients																	
1	2	3	4		5	6	7=8+9+10	8	9	10	11	12=13+14+15+16	13	14	15	16	17=18+19+20+21	18	19	20	21	22=23+24+25+26	23	24	25	26			
No.	Name of the fund	Operational Programme(s)	Type of FEI		Fund manager	Fund set-up	Amounts of OP contributions paid/committed to the fund (HF or specific fund)	out of which			Management costs and fees	Total number of financial products offered	out of which				OP contributions invested in final recipients	out of which				SF contributions invested in final recipients	out of which						
			a) HF/specific fund	b) Article 44, §1 (a) or (b) or (c)				Structural Funds	National public co-financing	National private co-financing			loans	guarantees	equity / venture capital	other products		loan	guarantee	equity / venture capital	other product		loan	guarantee	equity / venture capital	other product			
1.22	Budapest Bank Zrt., Budapest	2007HU162PO001	specific fund	Article 44 §1 (c)	Budapest Bank Zrt., Budapest	2009	0.08	0.07	0.01	0.00	0.00	0	0	0			1.00	0.08	0.92			0.85	0.07	0.78					
1.23	Carion Ingatlanfinanszírozási Centrum Zrt., Budapest	2007HU161PO001	specific fund	Article 44 §1 (a)	Carion Ingatlanfinanszírozási Centrum Zrt., Budapest	2010	13.33	11.33	2.00	0.00	0.00	0	0				13.12	13.12				11.15	11.15						
						2011	10.48	8.91	1.57	0.00	0.00	0	0				6.87	6.87						5.84	5.84				
1.24	Central-Fund Kockázati Tőkealap-kezelő Zártkörűen Működő Részvénytársaság, Budapest	2007HU161PO001	specific fund	Article 44 §1 (a)	Central-Fund Kockázati Tőkealap-kezelő Zártkörűen Működő Részvénytársaság, Budapest	2009	7.59	6.45	1.14	0.00	0.00	0			0		4.66		4.66			3.96				3.96			
1.25	CIB Bank Zrt., Budapest	2007HU161PO001	specific fund	Article 44 §1 (a)	CIB Bank Zrt., Budapest	2008	1.12	0.95	0.17	0.00	0.00	0	0	0			1.12	1.12	0.00			0.95	0.95	0.00					
		2007HU162PO001				2009	0.10	0.09	0.02	0.00	0.00	0	0	0			0.10	0.10	0.00				0.09	0.09	0.00				
1.26	City-Faktor Pénzügyi Szolgáltató Zártkörűen Működő Részvénytársaság, Budapest	2007HU161PO001	specific fund	Article 44 §1 (a)	City-Faktor Pénzügyi Szolgáltató Zártkörűen Működő Részvénytársaság, Budapest	2011	4.93	4.19	0.74	0.00	0.00	0	0				3.99	3.99				3.39	3.39						
		2007HU162PO001					4.85	4.12	0.73	0.00	0.00	0	0				4.46	4.46						3.79	3.79				
1.27	Commerzbank Zrt., Budapest	2007HU161PO001	specific fund	Article 44 §1 (a)	Commerzbank Zrt., Budapest	2009	0.00	0.00	0.00	0.00	0.00	0	0				0.00	0.00				0.00	0.00						
		2007HU162PO001					0.00	0.00	0.00	0.00	0.00	0	0				0.00	0.00						0.00	0.00				
1.28	Core Venture Zrt., Budapest	2007HU161PO001	specific fund	Article 44 §1 (a)	Core Venture Zrt., Budapest	2012	1.70	1.44	0.25	0.00	0.00	0			0		0.00		0.00		0.00				0.00			0.00	
1.29	CORRIGIA Pénzügyi Szolgáltató Zrt., Pécs	2007HU161PO001	specific fund	Article 44 §1 (a)	CORRIGIA Pénzügyi Szolgáltató Zrt., Pécs	2011	8.86	7.53	1.33	0.00	0.00	0	0				6.56	6.56				5.57	5.57						
		2007HU162PO001					1.04	0.88	0.16	0.00	0.00	0	0				1.03	1.03						0.88	0.88				
1.30	CREDITIME Pénzügyi Szolgáltató Zártkörűen Működő Részvénytársaság, Budapest	2007HU161PO001	specific fund	Article 44 §1 (a)	CREDITIME Pénzügyi Szolgáltató Zártkörűen Működő Részvénytársaság, Budapest	2012	2.17	1.84	0.33	0.00	0.00	0	0				1.08	1.08				0.91	0.91						
1.31	DBH Investment Kockázati Tőkealap-kezelő Zártkörűen Működő Részvénytársaság, Budapest	2007HU161PO001	specific fund	Article 44 §1 (a)	DBH Investment Kockázati Tőkealap-kezelő Zártkörűen Működő Részvénytársaság, Budapest	2009	10.43	8.86	1.56	0.00	0.00	0			0		8.45		8.45			7.18				7.18			
1.32	DEBT-INVEST Pénzügyi Szolgáltató és Befektetési Zártkörűen Működő Részvénytársaság, Budapest	2007HU162PO001	specific fund	Article 44 §1 (a)	DEBT-INVEST Pénzügyi Szolgáltató és Befektetési Zártkörűen Működő Részvénytársaság, Budapest	2011	1.43	1.22	0.21	0.00	0.00	0	0				1.15	1.15				0.98	0.98						
		2007HU161PO001				2012	4.21	3.58	0.63	0.00	0.00	0	0				2.20	2.20						1.87	1.87				
1.33	Dél-Dunántúli Takarékszövetkezeti Hitelintézet, Kaposvár	2007HU161PO001	specific fund	Article 44 §1 (a)	Dél-Dunántúli Takarékszövetkezeti Hitelintézet, Kaposvár	2012	0.73	0.62	0.11	0.00	0.00	0	0				0.73	0.73				0.62	0.62						
1.34	Dinamo Ventures Kockázati Tőkealap, Budapest	2007HU161PO001	specific fund	Article 44 §1 (a)	Dinamo Ventures Kockázati Tőkealap, Budapest	2013	1.07	0.91	0.16	0.00	0.00	0			0		0.00		0.00			0.00				0.00			
1.35	DRB Dél-Dunántúli Regionális Bank Zrt., Siklós	2007HU161PO001	specific fund	Article 44 §1 (a)	DRB Dél-Dunántúli Regionális Bank Zrt., Siklós	2012	0.13	0.11	0.02	0.00	0.00	0	0	0			0.13	0.00	0.13			0.11	0.00	0.11					
1.36	DRB Dél-Dunántúli Regionális Bank Zrt., Siklós	2007HU162PO001	specific fund	Article 44 §1 (c)	DRB Dél-Dunántúli Regionális Bank Zrt., Siklós	2013	0.00	0.00	0.00	0.00	0.00	0		0			0.10		0.10			0.08			0.08				
1.37	Duna Takarékszövetkezet, Győr	2007HU161PO001	specific fund	Article 44 §1 (a)	Duna Takarékszövetkezet, Győr		0.00	0.00	0.00	0.00	0.00	0	0	0			0.00	0.00	0.00			0.00	0.00	0.00					
		2007HU162PO001					0.00	0.00	0.00	0.00	0.00	0	0	0			0.00	0.00	0.00					0.00	0.00	0.00			
1.38	Dunapataj és Vidéke Takarékszövetkezet, Dunapataj	2007HU161PO001	specific fund	Article 44 §1 (a)	Dunapataj és Vidéke Takarékszövetkezet, Dunapataj	2013	0.00	0.00	0.00	0.00	0.00	0		0			0.00		0.00			0.00			0.00				
1.39	Dunapataj és Vidéke Takarékszövetkezet, Dunapataj	2007HU162PO001	specific fund	Article 44 §1 (c)	Dunapataj és Vidéke Takarékszövetkezet, Dunapataj	2013	0.00	0.00	0.00	0.00	0.00	0		0			0.00		0.00			0.00			0.00				
1.40	Eger és Környéke Takarékszövetkezet, Eger	2007HU161PO001	specific fund	Article 44 §1 (a)	Eger és Környéke Takarékszövetkezet, Eger		0.53	0.45	0.08	0.00	0.00	0	0	0			0.53	0.31	0.22			0.45	0.26	0.19					
1.41	Első Egyszerű Hitel Pénzügyi Szolgáltató Zártkörűen Működő Részvénytársaság, Zalaegerszeg	2007HU161PO001	specific fund	Article 44 §1 (a)	Első Egyszerű Hitel Pénzügyi Szolgáltató Zártkörűen Működő Részvénytársaság, Zalaegerszeg	2013	0.71	0.61	0.11	0.00	0.00	0	0				0.02	0.02				0.02	0.02						

I. Description and identification of the entities which implement FEIs						II. Amounts of OP contributions paid to FEIs (HF or specific fund)					III. Investments made by FEIs in final recipients																
1	2	3	4		5	6	7=8+9+10	8	9	10	11	12=13+14+15+16	13	14	15	16	17=18+19+20+21	18	19	20	21	22=23+24+25+26	23	24	25	26	
No.	Name of the fund	Operational Programme(s)	Type of FEI		Fund manager	Fund set-up	Amounts of OP contributions paid/committed to the fund (HF or specific fund)	out of which			Management costs and fees	Total number of financial products offered	out of which				OP contributions invested in final recipients	out of which				SF contributions invested in final recipients	out of which				
			a) HF/specific fund	b) Article 44, §1 (a) or (b) or (c)				Structural Funds	National public co-financing	National private co-financing			loans	guarantees	equity / venture capital	other products		loan	guarantee	equity / venture capital	other product		loan	guarantee	equity / venture capital	other product	
1.42	Első Hitelkapu Pénzügyi Zártkörűen Működő Részvénytársaság, Budapest	2007HU162PO001	specific fund	Article 44 §1 (a)	Első Hitelkapu Pénzügyi Zártkörűen Működő Részvénytársaság, Budapest	2012	2.84	2.41	0.43	0.00	0.00	0	0				2.79	2.79				2.37	2.37				
		6.34					5.39	0.95	0.00	0.00	0	0				4.33	4.33				3.68	3.68					
1.43	Első Magyar KTK Zrt., Budapest	2007HU161PO001	specific fund	Article 44 §1 (a)	Első Magyar KTK Zrt., Budapest	2012	0.62	0.53	0.09	0.00	0.00	0				0	0.34			0.34		0.29			0.29		
1.44	Endrőd és Vidéke Takarékszövetkezet, Gyomaendrőd	2007HU161PO001	specific fund	Article 44 §1 (a)	Endrőd és Vidéke Takarékszövetkezet, Gyomaendrőd		1.24	1.06	0.19	0.00	0.00	0	0	0			1.24	0.41	0.84			1.06	0.35	0.71			
1.45	ÉRB Észak-magyarországi Regionális Bank Zrt. (korábban Takarékszövetkezet hitelint. régi Tokaj), Miskolc	2007HU162PO001	specific fund	Article 44 §1 (c)	ÉRB Észak-magyarországi Regionális Bank Zrt. (korábban Takarékszövetkezet hitelint. régi Tokaj), Miskolc	2012	0.00	0.00	0.00	0.00	0.00	0				0	0.00		0.00			0.00			0.00		
1.46	Erste Bank Hungary Nyrt., Budapest	2007HU161PO001	specific fund	Article 44 §1 (a)	Erste Bank Hungary Nyrt., Budapest	2008	1.04	0.88	0.16	0.00	0.00	0	0				1.04	1.04				0.88	0.88				
		2009				0.27	0.23	0.04	0.00	0.00	0	0				0.27	0.27				0.23	0.23					
1.47	Észak Tolna Megyei Takarékszövetkezet, Iregszemcse	2007HU161PO001	specific fund	Article 44 §1 (a)	Észak Tolna Megyei Takarékszövetkezet, Iregszemcse	2013	0.00	0.00	0.00	0.00	0.00	0	0				0.00	0.00				0.00	0.00				
1.48	Eurotrade Capital Pénzügyi Szolgáltató Zártkörűen Működő Részvénytársaság, Kisigmánd	2007HU161PO001	specific fund	Article 44 §1 (a)	Eurotrade Capital Pénzügyi Szolgáltató Zártkörűen Működő Részvénytársaság, Kisigmánd	2013	3.58	3.04	0.54	0.00	0.00	0	0				2.07	2.07				1.76	1.76				
1.49	Euroventures Kockázati Tőkealap-kezelő Zrt., Budapest	2007HU162PO001	specific fund	Article 44 §1 (a)	Euroventures Kockázati Tőkealap-kezelő Zrt., Budapest	2009	8.57	7.29	1.29	0.00	0.00	0				0	6.96			6.96		5.23			5.23		
1.50	Felsőzsolca és Vidéke Takarékszövetkezet, Felsőzsolca	2007HU161PO001	specific fund	Article 44 §1 (a)	Felsőzsolca és Vidéke Takarékszövetkezet, Felsőzsolca	2012	0.36	0.31	0.05	0.00	0.00	0	0	0			0.26	0.26	0.00			0.22	0.22	0.00			
1.51	FHB Kereskedelmi Bank Zártkörűen Működő Részvénytársaság, Budapest	2007HU161PO001	specific fund	Article 44 §1 (a)	FHB Kereskedelmi Bank Zártkörűen Működő Részvénytársaság, Budapest	2009	0.00	0.00	0.00	0.00	0.00	0	0				0.00	0.00				0.00	0.00				
		2007HU162PO001				0.00	0.00	0.00	0.00	0.00	0	0				0.00	0.00				0.00	0.00					
1.52	FINEXT STARUP kockázati Tőkealap-kezelő Zártkörűen Működő Részvénytársaság, Budapest	2007HU161PO001	specific fund	Article 44 §1 (a)	FINEXT STARUP kockázati Tőkealap-kezelő Zártkörűen Működő Részvénytársaság, Budapest	2009	8.42	7.16	1.26	0.00	0.00	0				0	7.12			7.12		6.05			6.05		
1.53	Fix Hitel Pénzügyi Szolgáltató Zártkörűen Működő Részvénytársaság, Budapest	2007HU161PO001	specific fund	Article 44 §1 (a)	Fix Hitel Pénzügyi Szolgáltató Zártkörűen Működő Részvénytársaság, Budapest	2013	3.57	3.04	0.54	0.00	0.00	0	0				3.57	3.57				3.04	3.04				
1.54	Fókusz Takarékszövetkezet, Jászszentlászló	2007HU161PO001	specific fund	Article 44 §1 (a)	Fókusz Takarékszövetkezet, Jászszentlászló		0.00	0.00	0.00	0.00	0.00	0	0	0			0.00	0.00	0.00			0.00	0.00	0.00			
1.55	Fókusz Takarékszövetkezet, Jászszentlászló	2007HU162PO001	specific fund	Article 44 §1 (c)	Fókusz Takarékszövetkezet, Jászszentlászló	2013	0.00	0.00	0.00	0.00	0.00	0				0	0.00		0.00			0.00		0.00			
1.56	Főnix Takarékszövetkezet, Debrecen	2007HU161PO001	specific fund	Article 44 §1 (a)	Főnix Takarékszövetkezet, Debrecen		0.19	0.16	0.03	0.00	0.00	0	0	0			0.19	0.19	0.00			0.16	0.16	0.00			
1.57	Fontana Credit Takarékszövetkezet, Szeged	2007HU161PO001	specific fund	Article 44 §1 (a)	Fontana Credit Takarékszövetkezet, Szeged	2009	1.89	1.61	0.28	0.00	0.00	0	0	0			2.68	1.58	1.09			2.27	1.35	0.93			
		2007HU162PO001				0.32	0.27	0.05	0.00	0.00	0	0	0			0.37	0.31	0.05			0.31	0.27	0.05				
1.58	Forrás Takarékszövetkezet, Veszprém	2007HU161PO001	specific fund	Article 44 §1 (a)	Forrás Takarékszövetkezet, Veszprém	2012	0.14	0.12	0.02	0.00	0.00	0	0	0			0.14	0.00	0.14			0.12	0.00	0.12			
1.59	Gádos és Vidéke Takarékszövetkezet, Gádos	2007HU161PO001	specific fund	Article 44 §1 (a)	Gádos és Vidéke Takarékszövetkezet, Gádos	2012	0.29	0.25	0.04	0.00	0.00	0	0				0.29	0.29				0.25	0.25				
1.60	Garangold Kockázati Tőkealap, Budapest	2007HU161PO001	specific fund	Article 44 §1 (a)	Garangold Kockázati Tőkealap, Budapest	2013	0.00	0.00	0.00	0.00	0.00	0				0	0.00		0.00			0.00			0.00		
1.61	Garantiqa Hitelgarancia Zrt., Budapest	2007HU161PO001	specific fund	Article 44 §1 (a)	Garantiqa Hitelgarancia Zrt., Budapest	2011	0.36	0.31	0.05	0.00	0.00	0				0	0.36		0.36			0.31		0.31			
1.62	Garantiqa Hitelgarancia Zrt., Budapest	2007HU162PO001	specific fund	Article 44 §1 (c)	Garantiqa Hitelgarancia Zrt., Budapest	2011	0.00	0.00	0.00	0.00	0.00	0				0	0.42		0.42			0.35		0.35			
1.63	GRAN Kockázati Tőkealap, Budapest	2007HU161PO001	specific fund	Article 44 §1 (a)	GRAN Kockázati Tőkealap, Budapest	2013	0.00	0.00	0.00	0.00	0.00	0				0	0.00		0.00			0.00			0.00		

I. Description and identification of the entities which implement FEIs						II. Amounts of OP contributions paid to FEIs (HF or specific fund)					III. Investments made by FEIs in final recipients															
1	2	3	4		5	6	7=8+9+10	8	9	10	11	12=13+14+15+16	13	14	15	16	17=18+19+20+21	18	19	20	21	22=23+24+25+26	23	24	25	26
No.	Name of the fund	Operational Programme(s)	Type of FEI		Fund manager	Fund set-up	Amounts of OP contributions paid/committed to the fund (HF or specific fund)	out of which			Management costs and fees	Total number of financial products offered	out of which				OP contributions invested in final recipients	out of which				SF contributions invested in final recipients	out of which			
			a) HF/specific fund	b) Article 44, §1 (a) or (b) or (c)				Structural Funds	National public co-financing	National private co-financing			loans	guarantees	equity / venture capital	other products		loan	guarantee	equity / venture capital	other product		loan	guarantee	equity / venture capital	other product
1.64	GRÁNIT Bank Zártkörűen Működő Részvénytársaság, Budapest	2007HU161PO001	specific fund	Article 44 §1 (a)	GRÁNIT Bank Zártkörűen Működő Részvénytársaság, Budapest		0.70	0.60	0.11	0.00	0.00	0	0	0			0.65	0.03	0.62			0.55	0.02	0.53		
		2007HU162PO001					0.00	0.00	0.00	0.00	0.00	0	0	0			0.74	0.00	0.74			0.63	0.00	0.63		
1.65	Green Credit Finance Zrt., Budapest	2007HU161PO001	specific fund	Article 44 §1 (a)	Green Credit Finance Zrt., Budapest	2013	1.43	1.21	0.21	0.00	0.00	0	0			0.57	0.57				0.49	0.49				
1.66	Gyöngyös-Mátra Takarékszövetkezet, Gyöngyös	2007HU161PO001	specific fund	Article 44 §1 (a)	Gyöngyös-Mátra Takarékszövetkezet, Gyöngyös	2013	0.00	0.00	0.00	0.00	0.00	0		0			0.00		0.00			0.00		0.00		
1.67	Hajdú Takarékszövetkezet, Debrecen	2007HU161PO001	specific fund	Article 44 §1 (a)	Hajdú Takarékszövetkezet, Debrecen		1.84	1.56	0.28	0.00	0.00	0	0	0			1.62	1.49	0.13			1.38	1.27	0.11		
		2007HU162PO001					0.00	0.00	0.00	0.00	0.00	0	0	0			0.00	0.00	0.00			0.00	0.00	0.00		
1.68	Hajdú-Bihar Megyei Vállalkozásfejlesztési Alapítvány, Debrecen	2007HU161PO001	specific fund	Article 44 §1 (a)	Hajdú-Bihar Megyei Vállalkozásfejlesztési Alapítvány, Debrecen	2008	10.08	8.57	1.51	0.00	0.00	0	0				9.77	9.77				8.31	8.31			
		2011					0.26	0.22	0.04	0.00	0.00	0	0			0.26	0.26				0.22	0.22				
1.69	Hatvan és Vidéke Takarékszövetkezet, Hatvan	2007HU161PO001	specific fund	Article 44 §1 (a)	Hatvan és Vidéke Takarékszövetkezet, Hatvan		0.00	0.00	0.00	0.00	0.00	0	0	0			0.00	0.00	0.00			0.00	0.00	0.00		
1.70	Hemisphere Kockázati Tőkealap, Budapest	2007HU161PO001	specific fund	Article 44 §1 (a)	Hemisphere Kockázati Tőkealap, Budapest	2013	0.00	0.00	0.00	0.00	0.00	0				0			0.00			0.00			0.00	
1.71	Heves Megyei Vállalkozás- és Területfejlesztési Alapítvány, Eger	2007HU161PO001	specific fund	Article 44 §1 (a)	Heves Megyei Vállalkozás- és Területfejlesztési Alapítvány, Eger	2008	14.02	11.92	2.10	0.00	0.00	0	0				11.46	11.46				9.74	9.74			
1.72	Hévíz és Vidéke Takarékszövetkezet, Hévíz	2007HU161PO001	specific fund	Article 44 §1 (a)	Hévíz és Vidéke Takarékszövetkezet, Hévíz		0.06	0.05	0.01	0.00	0.00	0	0	0			0.06	0.05	0.01			0.05	0.05	0.01		
1.73	Hitelpont Pénzügyi Szolgáltató Zártkörűen Működő Részvénytársaság, Budapest	2007HU161PO001	specific fund	Article 44 §1 (a)	Hitelpont Pénzügyi Szolgáltató Zártkörűen Működő Részvénytársaság, Budapest	2010	19.38	16.47	2.91	0.00	0.00	0	0				13.22	13.22				11.24	11.24			
		2007HU162PO001					11.68	9.93	1.75	0.00	0.00	0	0			10.44	10.44				8.87	8.87				
1.74	Hungária Takarékszövetkezet, Bonyhád	2007HU161PO001	specific fund	Article 44 §1 (a)	Hungária Takarékszövetkezet, Bonyhád		1.31	1.11	0.20	0.00	0.00	0	0	0			1.22	1.15	0.06			1.03	0.98	0.05		
1.75	InHold Pénzügyi Zártkörűen Működő Részvénytársaság, Budapest	2007HU162PO001	specific fund	Article 44 §1 (a)	InHold Pénzügyi Zártkörűen Működő Részvénytársaság, Budapest	2009	0.65	0.55	0.10	0.00	0.00	0	0				0.65	0.65				0.55	0.55			
		2007HU161PO001					5.28	4.49	0.79	0.00	0.00	0	0			4.46	4.46				3.79	3.79				
1.76	Jász Takarékszövetkezet, Jászberény	2007HU161PO001	specific fund	Article 44 §1 (a)	Jász Takarékszövetkezet, Jászberény	2012	0.37	0.31	0.06	0.00	0.00	0	0	0			0.35	0.26	0.10			0.30	0.22	0.08		
1.77	Jász-Nagykun-Szolnok Megyei Vállalkozásfejlesztési Alapítvány, Szolnok	2007HU161PO001	specific fund	Article 44 §1 (a)	Jász-Nagykun-Szolnok Megyei Vállalkozásfejlesztési Alapítvány, Szolnok	2011	5.60	4.76	0.84	0.00	0.00	0	0				5.59	5.59				4.75	4.75			
1.78	KAIROS MAGVETŐ KOCKÁZATI TŐKEALAP, Budapest	2007HU161PO001	specific fund	Article 44 §1 (a)	KAIROS MAGVETŐ KOCKÁZATI TŐKEALAP, Budapest	2012	0.62	0.53	0.09	0.00	0.00	0			0			0.00		0.00			0.00		0.00	
1.79	KAIROS NÖVEKEDÉSI KOCKÁZATI TŐKEALAP, Budapest	2007HU161PO001	specific fund	Article 44 §1 (a)	KAIROS NÖVEKEDÉSI KOCKÁZATI TŐKEALAP, Budapest	2012	1.61	1.37	0.24	0.00	0.00	0			0			0.20		0.20			0.17		0.17	
1.80	KA-VOSZ Vállalkozásfejlesztési Zrt., Budapest	2007HU161PO001	specific fund	Article 44 §1 (a)	KA-VOSZ Vállalkozásfejlesztési Zrt., Budapest	2010	7.33	6.23	1.10	0.00	0.00	0	0				6.82	6.82				5.80	5.80			
		2007HU162PO001					1.46	1.24	0.22	0.00	0.00	0	0			1.46	1.46				1.24	1.24				
1.81	KDB Bank (Magyarország) Zrt., Budapest	2007HU161PO001	specific fund	Article 44 §1 (a)	KDB Bank (Magyarország) Zrt., Budapest	2009	0.00	0.00	0.00	0.00	0.00	0	0				0.00	0.00				0.00	0.00			
		2007HU162PO001					0.00	0.00	0.00	0.00	0.00	0	0			0.00	0.00				0.00	0.00				
1.82	Kereskedelmi és Hitelbank Zártkörűen Működő Részvénytársaság, Budapest	2007HU161PO001	specific fund	Article 44 §1 (a)	Kereskedelmi és Hitelbank Zártkörűen Működő Részvénytársaság, Budapest		12.32	10.47	1.85	0.00	0.00	0	0	0			11.38	9.58	1.81			9.68	8.14	1.54		
		2007HU162PO001					0.80	0.68	0.12	0.00	0.00	0	0	0			2.02	0.70	1.32			1.72	0.60	1.12		
1.83	Kéthely és Vidéke Takarékszövetkezet/Bank, Marcali	2007HU161PO001	specific fund	Article 44 §1 (a)	Kéthely és Vidéke Takarékszövetkezet/Bank, Marcali	2009	0.00	0.00	0.00	0.00	0.00	0	0			0.00	0.00				0.00	0.00				
1.84	Kinizsi Bank Zártkörűen Működő Részvénytársaság, Veszprém	2007HU161PO001	specific fund	Article 44 §1 (a)	Kinizsi Bank Zártkörűen Működő Részvénytársaság, Veszprém		0.00	0.00	0.00	0.00	0.00	0	0	0			0.00	0.00	0.00			0.00	0.00	0.00		
		2007HU162PO001					0.00	0.00	0.00	0.00	0.00	0	0	0			0.00	0.00	0.00			0.00	0.00	0.00		
1.85	Kisalföldi Vállalkozásfejlesztési Alapítvány, Győr	2007HU161PO001	specific fund	Article 44 §1 (a)	Kisalföldi Vállalkozásfejlesztési Alapítvány, Győr	2011	8.79	7.47	1.32	0.00	0.00	0	0				8.56	8.56				7.28	7.28			
		2007HU162PO001					0.63	0.53	0.09	0.00	0.00	0	0			0.63	0.63				0.53	0.53				

I. Description and identification of the entities which implement FEIs						II. Amounts of OP contributions paid to FEIs (HF or specific fund)					III. Investments made by FEIs in final recipients																	
1	2	3	4		5	6	7=8+9+10	8	9	10	11	12=13+14+15+16	13	14	15	16	17=18+19+20+21	18	19	20	21	22=23+24+25+26	23	24	25	26		
No.	Name of the fund	Operational Programme(s)	Type of FEI		Fund manager	Fund set-up	Amounts of OP contributions paid/committed to the fund (HF or specific fund)	out of which			Management costs and fees	Total number of financial products offered	out of which				OP contributions invested in final recipients	out of which				SF contributions invested in final recipients	out of which					
			a) HF/specific fund	b) Article 44, §1 (a) or (b) or (c)				Structural Funds	National public co-financing	National private co-financing			loans	guarantees	equity / venture capital	other products		loan	guarantee	equity / venture capital	other product		loan	guarantee	equity / venture capital	other product		
1.86	Kiskun Takaréék (Kiskunfélegyházi Takarékszövetkezet), Kiskunfélegyháza	2007HU161PO001	specific fund	Article 44 §1 (a)	Kiskun Takaréék (Kiskunfélegyházi Takarékszövetkezet), Kiskunfélegyháza	2012	0.04	0.04	0.01	0.00	0.00	0	0				0.04	0.04				0.04	0.04					
1.87	Kis-Rába menti Takarékszövetkezet, Beled	2007HU161PO001	specific fund	Article 44 §1 (a)	Kis-Rába menti Takarékszövetkezet, Beled		1.07	0.91	0.16	0.00	0.00	0	0	0			1.06	0.99	0.08			0.90	0.84	0.07				
1.88	Komplex Faktor Követeléskezelő Zrt., Budapest	2007HU161PO001	specific fund	Article 44 §1 (a)	Komplex Faktor Követeléskezelő Zrt., Budapest	2011	9.97	8.47	1.50	0.00	0.00	0	0				8.71	8.71				7.40	7.40					
		9.92					8.43	1.49	0.00	0.00	0	0				9.79	9.79				8.32	8.32						
1.89	Körmend és Vidéke Takarékszövetkezet, Körmend	2007HU161PO001	specific fund	Article 44 §1 (a)	Körmend és Vidéke Takarékszövetkezet, Körmend		7.78	6.62	1.17	0.00	0.00	0	0	0			7.64	7.03	0.61			6.50	5.98	0.52				
1.90	Környe-Bokod Takarékszövetkezet, Környe	2007HU161PO001	specific fund	Article 44 §1 (a)	Környe-Bokod Takarékszövetkezet, Környe	2012	0.10	0.09	0.02	0.00	0.00	0	0	0			0.10	0.10	0.00			0.09	0.09	0.00				
1.91	Kunszentmárton és Vidéke Takarékszövetkezet, Kunszentmárton	2007HU161PO001	specific fund	Article 44 §1 (a)	Kunszentmárton és Vidéke Takarékszövetkezet, Kunszentmárton	2013	0.00	0.00	0.00	0.00	0.00	0	0	0			0.00	0.00				0.00		0.00				
1.92	LMGL-INVEST FACTORING Pénzügyi Zártkörűen Működő Részvénytársaság, Budapest	2007HU161PO001	specific fund	Article 44 §1 (a)	LMGL-INVEST FACTORING Pénzügyi Zártkörűen Működő Részvénytársaság, Budapest	2012	4.98	4.23	0.75	0.00	0.00	0	0				4.48	4.48				3.81	3.81					
1.93	Lövő és Vidéke Takarékszövetkezet, Lövő	2007HU161PO001	specific fund	Article 44 §1 (a)	Lövő és Vidéke Takarékszövetkezet, Lövő		0.52	0.44	0.08	0.00	0.00	0	0	0			0.52	0.49	0.03			0.44	0.41	0.03				
1.94	MagNet Magyar Közösségi Bank Zártkörűen Működő Részvénytársaság, Budapest	2007HU161PO001	specific fund	Article 44 §1 (a)	MagNet Magyar Közösségi Bank Zártkörűen Működő Részvénytársaság, Budapest	2012	0.10	0.09	0.02	0.00	0.00	0	0				0.10	0.10				0.09	0.09					
		2011				3.34	2.84	0.50	0.00	0.00	0	0	0				3.10	3.10	0.00				2.63	2.63	0.00			
1.95	Magnetissimo Pénzügyi Zrt. (volt Banco Popolare Hungary Bank Zrt.), Budapest	2007HU162PO001	specific fund	Article 44 §1 (a)	Magnetissimo Pénzügyi Zrt. (volt Banco Popolare Hungary Bank Zrt.), Budapest	2009	0.00	0.00	0.00	0.00	0.00	0	0				0.00	0.00				0.00	0.00					
1.96	Magyar Fejlesztési Bank Zrt., Budapest	2007HU161PO001	specific fund	Article 44 §1 (a)	Magyar Fejlesztési Bank Zrt., Budapest	2012	0.02	0.02	0.00	0.00	0.00	0	0				0.02	0.02				0.02	0.02					
1.97	Magyar Fejlesztési Bank Zrt., Budapest	2007HU162PO001	specific fund	Article 44 §1 (c)	Magyar Fejlesztési Bank Zrt., Budapest	2012	0.00	0.00	0.00	0.00	0.00	0	0				0.03	0.03				0.03	0.03					
1.98	Magyar Gazdaság- és Vállalkozásfejlesztő Zártkörűen Működő Részvénytársaság, Budapest	2007HU161PO001	specific fund	Article 44 §1 (a)	Magyar Gazdaság- és Vállalkozásfejlesztő Zártkörűen Működő Részvénytársaság, Budapest	2013	0.71	0.61	0.11	0.00	0.00	0	0				0.00	0.00				0.00	0.00					
1.99	Magyar Hitel központ Pénzügyi Zártkörűen Működő Részvénytársaság, Budapest	2007HU161PO001	specific fund	Article 44 §1 (a)	Magyar Hitel központ Pénzügyi Zártkörűen Működő Részvénytársaság, Budapest	2013	2.50	2.13	0.38	0.00	0.00	0	0				1.57	1.57				1.34	1.34					
1.100	Magyar Takarékszövetkezeti Bank Zrt., Budapest	2007HU161PO001	specific fund	Article 44 §1 (a)	Magyar Takarékszövetkezeti Bank Zrt., Budapest	2008	1.49	1.27	0.22	0.00	0.00	0	0	0			1.49	1.18	0.31			1.27	1.00	0.26				
		2009				0.00	0.00	0.00	0.00	0.00	0	0	0				0.29	0.00	0.29				0.25	0.00	0.25			
1.101	Magyar Vidék Hitelszövetkezet, Pécs	2007HU161PO001	specific fund	Article 44 §1 (a)	Magyar Vidék Hitelszövetkezet, Pécs		0.11	0.09	0.02	0.00	0.00	0	0	0			0.11	0.11	0.00			0.09	0.09	0.00				
1.102	Magyar Záloghitel Faktoráló és Pénzügyi Szolgáltató Zrt., Budapest	2007HU161PO001	specific fund	Article 44 §1 (a)	Magyar Záloghitel Faktoráló és Pénzügyi Szolgáltató Zrt., Budapest	2009	16.52	14.04	2.48	0.00	0.00	0	0				16.60	16.60				14.11	14.11					
		22.49					19.12	3.37	0.00	0.00	0	0				22.56	22.56				19.17	19.17						
1.103	Magyar-Mikrohitelező Központ Pénzügyi Szolgáltató Zártkörűen Működő Részvénytársaság, Budapest	2007HU162PO001	specific fund	Article 44 §1 (a)	Magyar-Mikrohitelező Központ Pénzügyi Szolgáltató Zártkörűen Működő Részvénytársaság, Budapest	2012	0.89	0.76	0.13	0.00	0.00	0	0				0.67	0.67				0.57	0.57					
		17.68					15.03	2.65	0.00	0.00	0	0				13.93	13.93				11.84	11.84						
1.104	Mecsek Takaréék, Mecsekánadásd	2007HU161PO001	specific fund	Article 44 §1 (a)	Mecsek Takaréék, Mecsekánadásd	2012	0.39	0.33	0.06	0.00	0.00	0	0				0.35	0.35				0.29	0.29					
1.105	Merkantil Váltó- és Vagyonbefektető Bank Zrt., Budapest	2007HU161PO001	specific fund	Article 44 §1 (a)	Merkantil Váltó- és Vagyonbefektető Bank Zrt., Budapest	2009	0.66	0.56	0.10	0.00	0.00	0	0	0				0.66	0.00	0.66			0.56	0.00	0.56			
		0.00					0.00	0.00	0.00	0.00	0	0	0				0.32	0.00	0.32				0.28	0.00	0.28			

I. Description and identification of the entities which implement FEIs						II. Amounts of OP contributions paid to FEIs (HF or specific fund)					III. Investments made by FEIs in final recipients																	
1	2	3	4		5	6	7=8+9+10	8	9	10	11	12=13+14+15+16	13	14	15	16	17=18+19+20+21	18	19	20	21	22=23+24+25+26	23	24	25	26		
No.	Name of the fund	Operational Programme(s)	Type of FEI		Fund manager	Fund set-up	Amounts of OP contributions paid/committed to the fund (HF or specific fund)	out of which			Management costs and fees	Total number of financial products offered	out of which				OP contributions invested in final recipients	out of which				SF contributions invested in final recipients	out of which					
			a) HF/specific fund	b) Article 44, §1 (a) or (b) or (c)				Structural Funds	National public co-financing	National private co-financing			loans	guarantees	equity / venture capital	other products		loan	guarantee	equity / venture capital	other product		loan	guarantee	equity / venture capital	other product		
1.106	Mikrofinanszírozó Pénzügyi Szolgáltató Zártkörűen Működő Részvénytársaság, Budapest	2007HU162PO001	specific fund	Article 44 §1 (a)	Mikrofinanszírozó Pénzügyi Szolgáltató Zártkörűen Működő Részvénytársaság, Budapest	2007	17.81	15.14	2.67	0.00	0.00	0	0				17.01	17.01				14.46	14.46					
		2007HU161PO001						32.40	27.54	4.86	0.00	0.00	0	0				29.52	29.52				25.10	25.10				
1.107	MIKROHITEL Gazdaságfejlesztő Pénzügyi Zártkörűen Működő Részvénytársaság, Budapest	2007HU161PO001	specific fund	Article 44 §1 (a)	MIKROHITEL Gazdaságfejlesztő Pénzügyi Zártkörűen Működő Részvénytársaság, Budapest	2012	1.20	1.02	0.18	0.00	0.00	0	0				0.84	0.84				0.72	0.72					
		2007HU162PO001					2011	0.39	0.33	0.06	0.00	0.00	0	0				0.25	0.25				0.21	0.21				
1.108	MKB Bank Zrt., Budapest	2007HU161PO001	specific fund	Article 44 §1 (a)	MKB Bank Zrt., Budapest		2.00	1.70	0.30	0.00	0.00	0	0	0			1.89	1.57	0.32			1.60	1.33	0.27				
		2007HU162PO001						0.04	0.03	0.01	0.00	0.00	0	0	0			1.16	0.04	1.13			0.99	0.03	0.96			
1.109	Mohácsi Takarékszövetkezet, Mohács	2007HU161PO001	specific fund	Article 44 §1 (a)	Mohácsi Takarékszövetkezet, Mohács		0.52	0.45	0.08	0.00	0.00	0	0	0			0.52	0.03	0.49			0.45	0.03	0.42				
1.110	Morando Kockázati Tőkealap-kezelő Zártkörűen Működő Részvénytársaság, Budapest	2007HU161PO001	specific fund	Article 44 §1 (a)	Morando Kockázati Tőkealap-kezelő Zártkörűen Működő Részvénytársaság, Budapest	2010	16.25	13.81	2.44	0.00	0.00	0			0		17.31			17.31		14.71			14.71			
1.111	Nagykúta és Vidéke Takarékszövetkezet, Nagykovács	2007HU161PO001	specific fund	Article 44 §1 (a)	Nagykúta és Vidéke Takarékszövetkezet, Nagykovács		0.51	0.43	0.08	0.00	0.00	0	0	0			0.51	0.36	0.15			0.43	0.31	0.13				
		2007HU162PO001						0.40	0.34	0.06	0.00	0.00	0	0	0			0.71	0.40	0.32			0.61	0.34	0.27			
1.112	NEW YORK KOCKÁZATI TŐKEALAP, Budapest	2007HU161PO001	specific fund	Article 44 §1 (a)	NEW YORK KOCKÁZATI TŐKEALAP, Budapest	2012	1.07	0.91	0.16	0.00	0.00	0			0		0.00			0.00		0.00			0.00			
1.113	Nógrád Megyei Regionális Vállalkozásfejlesztési Alapítvány, Salgótarján	2007HU161PO001	specific fund	Article 44 §1 (a)	Nógrád Megyei Regionális Vállalkozásfejlesztési Alapítvány, Salgótarján	2009	1.56	1.33	0.23	0.00	0.00	0	0			1.53	1.53				1.30	1.30						
1.114	OTP Bank Nyilvánosan Működő Részvénytársaság, Budapest	2007HU161PO001	specific fund	Article 44 §1 (a)	OTP Bank Nyilvánosan Működő Részvénytársaság, Budapest	2008	4.65	3.95	0.70	0.00	0.00	0	0	0			4.28	3.43	0.85			3.64	2.91	0.73				
		2007HU162PO001						1.81	1.54	0.27	0.00	0.00	0	0	0			1.89	1.11	0.78			1.61	0.95	0.66			
1.115	Pannon 2005 Faktor és Hitel Zártkörűen Működő Részvénytársaság, Budapest	2007HU161PO001	specific fund	Article 44 §1 (a)	Pannon 2005 Faktor és Hitel Zártkörűen Működő Részvénytársaság, Budapest	2012	1.78	1.51	0.27	0.00	0.00	0	0			0.60	0.60				0.51	0.51						
		2007HU162PO001						0.00	0.00	0.00	0.00	0.00	0	0			0.00	0.00				0.00	0.00					
1.116	Pannon Hitel Pénzügyi Zártkörűen Működő Részvénytársaság, Budapest	2007HU161PO001	specific fund	Article 44 §1 (a)	Pannon Hitel Pénzügyi Zártkörűen Működő Részvénytársaság, Budapest	2013	0.00	0.00	0.00	0.00	0.00	0	0			0.00	0.00				0.00	0.00						
1.117	Pannon Takarékszövetkezet, Komárom	2007HU161PO001	specific fund	Article 44 §1 (a)	Pannon Takarékszövetkezet, Komárom	2012	0.17	0.15	0.03	0.00	0.00	0	0			0.17	0.17				0.15	0.15						
1.118	Pannonhalmi és Vidéke Takarékszövetkezet, Pannonhalmi	2007HU161PO001	specific fund	Article 44 §1 (a)	Pannonhalmi és Vidéke Takarékszövetkezet, Pannonhalmi	2013	0.00	0.00	0.00	0.00	0.00	0		0		0.00		0.00			0.00		0.00					
1.119	PARTISCUM XI Takarékszövetkezet, Szeged	2007HU161PO001	specific fund	Article 44 §1 (a)	PARTISCUM XI Takarékszövetkezet, Szeged		0.58	0.50	0.09	0.00	0.00	0	0	0			0.56	0.48	0.08			0.48	0.41	0.07				
		2007HU162PO001						0.25	0.21	0.04	0.00	0.00	0	0	0			0.47	0.26	0.22			0.40	0.22	0.18			
1.120	PÁTRIA Takarékszövetkezet (korábban Monori Takászöv), Gyömrő	2007HU161PO001	specific fund	Article 44 §1 (a)	PÁTRIA Takarékszövetkezet (korábban Monori Takászöv), Gyömrő	2011	0.11	0.09	0.02	0.00	0.00	0	0			0.11	0.11				0.09	0.09						
		2007HU162PO001						0.97	0.82	0.15	0.00	0.00	0	0	0			1.08	0.97	0.11			0.92	0.82	0.10			
1.121	PBG FMC Tőkealap, Budapest	2007HU161PO001	specific fund	Article 44 §1 (a)	PBG FMC Tőkealap, Budapest	2013	0.00	0.00	0.00	0.00	0.00	0			0		0.00		0.00		0.00			0.00				
1.122	Perion 2013 Kockázati Tőkealap, Budapest	2007HU161PO001	specific fund	Article 44 §1 (a)	Perion 2013 Kockázati Tőkealap, Budapest	2013	0.00	0.00	0.00	0.00	0.00	0			0		0.00		0.00		0.00			0.00				
1.123	Pest Megyei Vállalkozásfejlesztési Alapítvány, Gödöllő	2007HU161PO001	specific fund	Article 44 §1 (a)	Pest Megyei Vállalkozásfejlesztési Alapítvány, Gödöllő	2009	4.15	3.53	0.62	0.00	0.00	0	0			4.12	4.12				3.50	3.50						
		2007HU162PO001						8.05	6.85	1.21	0.00	0.00	0	0			7.87	7.87				6.69	6.69					
1.124	Platinum Pénzügyi Szolgáltatóház Zártkörűen Működő Részvénytársaság, Budapest	2007HU161PO001	specific fund	Article 44 §1 (a)	Platinum Pénzügyi Szolgáltatóház Zártkörűen Működő Részvénytársaság, Budapest	2013	0.00	0.00	0.00	0.00	0.00	0	0			0.00	0.00				0.00	0.00						

I. Description and identification of the entities which implement FEIs						II. Amounts of OP contributions paid to FEIs (HF or specific fund)					III. Investments made by FEIs in final recipients																
1	2	3	4		5	6	7=8+9+10	8	9	10	11	12=13+14+15+16	13	14	15	16	17=18+19+20+21	18	19	20	21	22=23+24+25+26	23	24	25	26	
No.	Name of the fund	Operational Programme(s)	Type of FEI		Fund manager	Fund set-up	Amounts of OP contributions paid/committed to the fund (HF or specific fund)	out of which			Management costs and fees	Total number of financial products offered	out of which				OP contributions invested in final recipients	out of which				SF contributions invested in final recipients	out of which				
			a) HF/specific fund	b) Article 44, §1 (a) or (b) or (c)				Structural Funds	National public co-financing	National private co-financing			loans	guarantees	equity / venture capital	other products		loan	guarantee	equity / venture capital	other product		loan	guarantee	equity / venture capital	other product	
1.125	Polgári Bank Zrt (korábban: Polgári Takarékszövetkezet), Polgár	2007HU162PO001	specific fund	Article 44 §1 (c)	Polgári Bank Zrt (korábban: Polgári Takarékszövetkezet), Polgár	2009	0.00	0.00	0.00	0.00	0.00	0		0			0.05		0.05			0.04		0.04			
1.126	Polgári Takarékszövetkezet, Polgár	2007HU161PO001	specific fund	Article 44 §1 (a)	Polgári Takarékszövetkezet, Polgár	2009	1.22	1.04	0.18	0.00	0.00	0	0	0			0.90	0.73	0.17			0.77	0.62	0.14			
		2007HU162PO001					0.00	0.00	0.00	0.00	0.00	0	0			0.00	0.00							0.00	0.00		
1.127	PortfoLion Kockázati Tőkealap-kezelő Zártkörűen Működő Részvénytársaság, Budapest	2007HU161PO001	specific fund	Article 44 §1 (a)	PortfoLion Kockázati Tőkealap-kezelő Zártkörűen Működő Részvénytársaság, Budapest	2009	13.57	11.54	2.04	0.00	0.00	0					10.05			10.05					8.54		8.54
1.128	Prímom Szabolcs-Szatmár Bereg Megyei Vállalkozásélenkénti Alapítvány, Nyíregyháza	2007HU161PO001	specific fund	Article 44 §1 (a)	Prímom Szabolcs-Szatmár Bereg Megyei Vállalkozásélenkénti Alapítvány, Nyíregyháza	2008	17.07	14.51	2.56	0.00	0.00	0	0				16.52	16.52					14.04	14.04			
		2007HU162PO001				2011	0.03	0.02	0.00	0.00	0.00	0	0			0.03	0.03							0.02	0.02		
1.129	Primus Kockázati Tőkealap-kezelő Zártkörűen Működő Részvénytársaság, Budapest	2007HU161PO001	specific fund	Article 44 §1 (a)	Primus Kockázati Tőkealap-kezelő Zártkörűen Működő Részvénytársaság, Budapest	2009	9.61	8.17	1.44	0.00	0.00	0					8.32			8.32					7.07		7.07
1.130	PROSPERITÁS PROFIT KÖZÖS NÖVEKEDÉSI KOCKÁZATI TŐKEALAP, Budapest	2007HU161PO001	specific fund	Article 44 §1 (a)	PROSPERITÁS PROFIT KÖZÖS NÖVEKEDÉSI KOCKÁZATI TŐKEALAP, Budapest	2012	1.61	1.37	0.24	0.00	0.00	0					0.34			0.34			0.29			0.29	
		2007HU161PO001					0.62	0.53	0.09	0.00	0.00	0			0.15			0.15						0.13			0.13
1.131	Rábaközi Takarékszövetkezet, Csorna	2007HU161PO001	specific fund	Article 44 §1 (a)	Rábaközi Takarékszövetkezet, Csorna		0.00	0.00	0.00	0.00	0.00	0	0	0			0.00	0.00	0.00			0.00	0.00	0.00			
1.132	Raiffeisen Bank Zártkörűen Működő Részvénytársaság, Budapest	2007HU161PO001	specific fund	Article 44 §1 (a)	Raiffeisen Bank Zártkörűen Működő Részvénytársaság, Budapest		4.09	3.47	0.61	0.00	0.00	0	0	0			4.09	4.09	0.00				3.47	3.47	0.00		
		2007HU162PO001				0.12	0.10	0.02	0.00	0.00	0	0	0			0.12	0.12	0.00						0.10	0.10	0.00	
1.133	Rajka és Vidéke Takarékszövetkezet, Rajka	2007HU161PO001	specific fund	Article 44 §1 (a)	Rajka és Vidéke Takarékszövetkezet, Rajka		1.55	1.32	0.23	0.00	0.00	0	0	0			1.54	0.80	0.74			1.31	0.68	0.63			
1.134	Rakamaz és Vidéke Körzeti Takarékszövetkezet, Rakamaz	2007HU161PO001	specific fund	Article 44 §1 (a)	Rakamaz és Vidéke Körzeti Takarékszövetkezet, Rakamaz		1.49	1.26	0.22	0.00	0.00	0	0	0			1.48	1.42	0.06			1.26	1.21	0.05			
1.135	Régió Finansz Pénzügyi Zrt., Salgótarján	2007HU161PO001	specific fund	Article 44 §1 (a)	Régió Finansz Pénzügyi Zrt., Salgótarján	2008	0.85	0.72	0.13	0.00	0.00	0	0	0			0.85	0.85	0.00				0.72	0.72	0.00		
		2007HU162PO001					0.00	0.00	0.00	0.00	0.00	0	0	0			0.00	0.00	0.00						0.00	0.00	0.00
1.136	Regionális Fejlesztési Finanszírozó Zártkörűen Működő Részvénytársaság, Budapest	2007HU161PO001	specific fund	Article 44 §1 (a)	Regionális Fejlesztési Finanszírozó Zártkörűen Működő Részvénytársaság, Budapest		0.00	0.00	0.00	0.00	0.00	0	0	0			0.00	0.00	0.00			0.00	0.00	0.00			
1.137	Regionális Fejlesztési Finanszírozó Zártkörűen Működő Részvénytársaság, Budapest	2007HU162PO001	specific fund	Article 44 §1 (c)	Regionális Fejlesztési Finanszírozó Zártkörűen Működő Részvénytársaság, Budapest	2013	0.00	0.00	0.00	0.00	0.00	0	0	0			0.00		0.00			0.00		0.00			
1.138	Rétköz Takarékszövetkezet, Kisvárd	2007HU161PO001	specific fund	Article 44 §1 (a)	Rétköz Takarékszövetkezet, Kisvárd		0.00	0.00	0.00	0.00	0.00	0	0	0			0.00	0.00	0.00			0.00	0.00	0.00			
1.139	River Factoring Pénzügyi Szolgáltató Zártkörűen Működő Részvénytársaság, Budapest	2007HU161PO001	specific fund	Article 44 §1 (a)	River Factoring Pénzügyi Szolgáltató Zártkörűen Működő Részvénytársaság, Budapest	2012	8.27	7.03	1.24	0.00	0.00	0	0				5.97	5.97				5.08	5.08				
1.140	Rónasági Takarékszövetkezet, Fülöpszállás	2007HU161PO001	specific fund	Article 44 §1 (a)	Rónasági Takarékszövetkezet, Fülöpszállás	2013	0.03	0.02	0.00	0.00	0.00	0		0			0.03		0.03			0.02		0.02			
1.141	Sajóvölgye Takarékszövetkezet, Kazincbarcika	2007HU161PO001	specific fund	Article 44 §1 (a)	Sajóvölgye Takarékszövetkezet, Kazincbarcika		0.00	0.00	0.00	0.00	0.00	0	0	0			0.00	0.00	0.00			0.00	0.00	0.00			
1.142	Sárbogárd és Vidéke Takarékszövetkezet, Sárbogárd	2007HU161PO001	specific fund	Article 44 §1 (a)	Sárbogárd és Vidéke Takarékszövetkezet, Sárbogárd	2013	0.01	0.01	0.00	0.00	0.00	0		0			0.01		0.01			0.01		0.01			
1.143	Savaria Takarékszövetkezet, Szombathely	2007HU161PO001	specific fund	Article 44 §1 (a)	Savaria Takarékszövetkezet, Szombathely	2012	0.47	0.40	0.07	0.00	0.00	0	0	0			0.45	0.28	0.17			0.38	0.24	0.14			

I. Description and identification of the entities which implement FEIs						II. Amounts of OP contributions paid to FEIs (HF or specific fund)					III. Investments made by FEIs in final recipients															
1	2	3	4		5	6	7=8+9+10	8	9	10	11	12=13+14+15+16	13	14	15	16	17=18+19+20+21	18	19	20	21	22=23+24+25+26	23	24	25	26
No.	Name of the fund	Operational Programme(s)	Type of FEI		Fund manager	Fund set-up	Amounts of OP contributions paid/committed to the fund (HF or specific fund)	out of which			Management costs and fees	Total number of financial products offered	out of which				OP contributions invested in final recipients	out of which				SF contributions invested in final recipients	out of which			
			a) HF/specific fund	b) Article 44, §1 (a) or (b) or (c)				Structural Funds	National public co-financing	National private co-financing			loans	guarantees	equity / venture capital	other products		loan	guarantee	equity / venture capital	other product		loan	guarantee	equity / venture capital	other product
1.144	Sberbank Magyarország Zártkörűen Működő Részvénytársaság, Budapest	2007HU161PO001	specific fund	Article 44 §1 (a)	Sberbank Magyarország Zártkörűen Működő Részvénytársaság, Budapest		1.94	1.65	0.29	0.00	0.00	0	0	0			1.96	1.88	0.08			1.66	1.60	0.06		
		2007HU162PO001					0.36	0.30	0.05	0.00	0.00	0	0	0			0.43	0.38	0.05			0.36	0.32	0.04		
1.145	Somogy Megyei Vállalkozói Központ Közalapítvány, Kaposvár	2007HU161PO001	specific fund	Article 44 §1 (a)	Somogy Megyei Vállalkozói Központ Közalapítvány, Kaposvár	2008	9.26	7.87	1.39	0.00	0.00	0	0				9.10	9.10				7.74	7.74			
1.146	Somogy Takarékszövetkezet, Nagyatád	2007HU161PO001	specific fund	Article 44 §1 (a)	Somogy Takarékszövetkezet, Nagyatád	2012	0.21	0.18	0.03	0.00	0.00	0	0				0.18	0.18				0.16	0.16			
1.147	Sopron Bank Burgenland Zártkörűen Működő Részvénytársaság, Sopron	2007HU161PO001	specific fund	Article 44 §1 (a)	Sopron Bank Burgenland Zártkörűen Működő Részvénytársaság, Sopron	2008	2.18	1.86	0.33	0.00	0.00	0	0	0			2.19	1.77	0.42			1.87	1.51	0.36		
		2007HU162PO001					0.00	0.00	0.00	0.00	0.00	0	0	0					0.12	0.00	0.12			0.10	0.00	0.10
1.148	Start Garancia Pénzügyi Szolgáltató Zrt., Budapest	2007HU161PO001	specific fund	Article 44 §1 (a)	Start Garancia Pénzügyi Szolgáltató Zrt., Budapest	2011	0.00	0.00	0.00	0.00	0.00	0		0			0.00		0.00			0.00		0.00		
1.149	Start Garancia Pénzügyi Szolgáltató Zrt., Budapest	2007HU162PO001	specific fund	Article 44 §1 (c)	Start Garancia Pénzügyi Szolgáltató Zrt., Budapest	2011	0.00	0.00	0.00	0.00	0.00	0		0			0.00		0.00			0.00		0.00		
1.150	SZABOLCS Takarékszövetkezet, Nyíregyháza	2007HU161PO001	specific fund	Article 44 §1 (a)	SZABOLCS Takarékszövetkezet, Nyíregyháza		2.01	1.71	0.30	0.00	0.00	0	0	0			1.68	1.68	0.00			1.43	1.43	0.00		
1.151	Szalmár-Beregi Takarékszövetkezet, Fehérgyarmat	2007HU161PO001	specific fund	Article 44 §1 (a)	Szalmár-Beregi Takarékszövetkezet, Fehérgyarmat		0.00	0.00	0.00	0.00	0.00	0	0	0			0.00	0.00	0.00			0.00	0.00	0.00		
1.152	Széchenyi István Hitelszövetkezet, Zalaegerszeg	2007HU161PO001	specific fund	Article 44 §1 (a)	Széchenyi István Hitelszövetkezet, Zalaegerszeg	2013	0.00	0.00	0.00	0.00	0.00	0		0			0.00		0.00			0.00		0.00		
1.153	Széchenyi István Hitelszövetkezet, Zalaegerszeg	2007HU162PO001	specific fund	Article 44 §1 (c)	Széchenyi István Hitelszövetkezet, Zalaegerszeg	2013	0.00	0.00	0.00	0.00	0.00	0		0			0.01		0.01			0.01		0.01		
1.154	Széchenyi Kereskedelmi Bank Zrt., Budapest	2007HU161PO001	specific fund	Article 44 §1 (a)	Széchenyi Kereskedelmi Bank Zrt., Budapest		1.96	1.66	0.29	0.00	0.00	0	0	0			1.96	0.48	1.48			1.66	0.41	1.25		
		2007HU162PO001					1.03	0.87	0.15	0.00	0.00	0	0	0					1.73	0.40	1.33			1.47	0.34	1.13
1.155	Székesfehérvári Regionális Vállalkozásfejlesztési Alapítvány, Székesfehérvár	2007HU161PO001	specific fund	Article 44 §1 (a)	Székesfehérvári Regionális Vállalkozásfejlesztési Alapítvány, Székesfehérvár	2008	10.00	8.50	1.50	0.00	0.00	0	0				9.70	9.70				8.25	8.25			
1.156	Szentesi Hitelszövetkezet, Szentes	2007HU161PO001	specific fund	Article 44 §1 (a)	Szentesi Hitelszövetkezet, Szentes		0.17	0.14	0.03	0.00	0.00	0	0	0			0.17	0.09	0.08			0.14	0.08	0.07		
1.157	Szentgál és Vidéke Takarékszövetkezet, Szentgál	2007HU161PO001	specific fund	Article 44 §1 (a)	Szentgál és Vidéke Takarékszövetkezet, Szentgál	2012	1.34	1.14	0.20	0.00	0.00	0	0	0			1.20	1.11	0.09			1.02	0.94	0.08		
1.158	Szentgál és Vidéke Takarékszövetkezet, Szentgál	2007HU162PO001	specific fund	Article 44 §1 (c)	Szentgál és Vidéke Takarékszövetkezet, Szentgál	2013	0.00	0.00	0.00	0.00	0.00	0		0			0.36		0.36			0.30		0.30		
1.159	Szentlőrinc-Ormánság Takarékszövetkezet, Szentlőrinc	2007HU161PO001	specific fund	Article 44 §1 (a)	Szentlőrinc-Ormánság Takarékszövetkezet, Szentlőrinc	2012	0.00	0.00	0.00	0.00	0.00	0	0				0.00	0.00				0.00	0.00			
1.160	Szigetvári Takarékszövetkezet, Pécs	2007HU161PO001	specific fund	Article 44 §1 (a)	Szigetvári Takarékszövetkezet, Pécs		6.23	5.29	0.93	0.00	0.00	0	0	0			5.53	5.51	0.02			4.70	4.68	0.02		
1.161	Terra Credit Pénzügyi Szolgáltató Zártkörűen Működő Részvénytársaság, Budapest	2007HU161PO001	specific fund	Article 44 §1 (a)	Terra Credit Pénzügyi Szolgáltató Zártkörűen Működő Részvénytársaság, Budapest	2013	1.25	1.06	0.19	0.00	0.00	0	0				1.25	1.25				1.06	1.06			
1.162	Tisza Takarékszövetkezet, Tiszaföldvár	2007HU161PO001	specific fund	Article 44 §1 (a)	Tisza Takarékszövetkezet, Tiszaföldvár	2011	0.17	0.14	0.03	0.00	0.00	0	0				0.16	0.16				0.13	0.13			
1.163	Tiszafüred és Vidéke Takarékszövetkezet, Tiszafüred	2007HU161PO001	specific fund	Article 44 §1 (a)	Tiszafüred és Vidéke Takarékszövetkezet, Tiszafüred		0.47	0.40	0.07	0.00	0.00	0	0	0			0.47	0.43	0.04			0.40	0.37	0.03		
1.164	Tiszántúli Első Hitelszövetkezet, Debrecen	2007HU161PO001	specific fund	Article 44 §1 (a)	Tiszántúli Első Hitelszövetkezet, Debrecen	2010	1.31	1.12	0.20	0.00	0.00	0	0	0			1.30	1.07	0.23			1.11	0.91	0.19		

I. Description and identification of the entities which implement FEIs						II. Amounts of OP contributions paid to FEIs (HF or specific fund)					III. Investments made by FEIs in final recipients																		
1	2	3	4		5	6	7=8+9+10	8	9	10	11	12=13+14+15+16	13	14	15	16	17=18+19+20+21	18	19	20	21	22=23+24+25+26	23	24	25	26			
No.	Name of the fund	Operational Programme(s)	Type of FEI		Fund manager	Fund set-up	Amounts of OP contributions paid/committed to the fund (HF or specific fund)	out of which			Management costs and fees	Total number of financial products offered	out of which				OP contributions invested in final recipients	out of which				SF contributions invested in final recipients	out of which						
			a) HF/specific fund	b) Article 44, §1 (a) or (b) or (c)				Structural Funds	National public co-financing	National private co-financing			loans	guarantees	equity / venture capital	other products		loan	guarantee	equity / venture capital	other product		loan	guarantee	equity / venture capital	other product			
1.165	Tokaj és Vidéke Takarékszövetkezet, Tokaj	2007HU161PO001	specific fund	Article 44 §1 (a)	Tokaj és Vidéke Takarékszövetkezet, Tokaj	2009	0.00	0.00	0.00	0.00	0.00	0	0	0			0.00	0.00	0.00			0.00	0.00	0.00					
		2007HU162PO001						0.00	0.00	0.00	0.00	0.00	0	0				0.00	0.00				0.00	0.00					
1.166	Tőkepartner Kockázati Tőkealap, Budapest	2007HU161PO001	specific fund	Article 44 §1 (a)	Tőkepartner Kockázati Tőkealap, Budapest	2013	1.07	0.91	0.16	0.00	0.00	0			0		0.00			0.00		0.00			0.00				
1.167	Tolna Megyei Vállalkozásfejlesztési Alapítvány, Szekszárd	2007HU161PO001	specific fund	Article 44 §1 (a)	Tolna Megyei Vállalkozásfejlesztési Alapítvány, Szekszárd	2011	12.45	10.58	1.87	0.00	0.00	0	0				12.36	12.36				10.51	10.51						
		2007HU162PO001						0.28	0.23	0.04	0.00	0.00	0	0				0.26	0.26				0.22	0.22					
1.168	UniCredit Bank Hungary Zrt., Budapest	2007HU161PO001	specific fund	Article 44 §1 (a)	UniCredit Bank Hungary Zrt., Budapest	2008	2.46	2.09	0.37	0.00	0.00	0	0	0			2.46	1.94	0.52			2.09	1.64	0.44					
		2007HU162PO001						0.18	0.15	0.03	0.00	0.00	0	0	0			1.16	0.18	0.98			0.98	0.15	0.83				
1.169	Valor Capital Közös Zártvégű Kockázati Tőkealap, Budapest	2007HU161PO001	specific fund	Article 44 §1 (a)	Valor Capital Közös Zártvégű Kockázati Tőkealap, Budapest	2013	1.07	0.91	0.16	0.00	0.00	0			0		0.00			0.00		0.00			0.00			0.00	
1.170	Vas Megye és Szombathely Város Regionális Vállalkozásfejlesztési Alapítvány, Vállalkozói Központ, Szombathely	2007HU161PO001	specific fund	Article 44 §1 (a)	Vas Megye és Szombathely Város Regionális Vállalkozásfejlesztési Alapítvány, Vállalkozói Központ, Szombathely	2009	6.26	5.32	0.94	0.00	0.00	0	0				6.26	6.26				5.32	5.32						
1.171	Venturio 2013 Kockázati Tőkealap, Budapest	2007HU161PO001	specific fund	Article 44 §1 (a)	Venturio 2013 Kockázati Tőkealap, Budapest	2012	2.83	2.40	0.42	0.00	0.00	0			0		2.41			2.41		2.05			2.05				
1.172	Veszprém Megyei Vállalkozásfejlesztési Alapítvány, Veszprém	2007HU161PO001	specific fund	Article 44 §1 (a)	Veszprém Megyei Vállalkozásfejlesztési Alapítvány, Veszprém	2008	2.49	2.12	0.37	0.00	0.00	0	0				2.48	2.48				2.11	2.11						
1.173	X-Tech I. Kockázati Tőkealap, Budapest	2007HU161PO001	specific fund	Article 44 §1 (a)	X-Tech I. Kockázati Tőkealap, Budapest	2012	2.14	1.82	0.32	0.00	0.00	0			0		1.84			1.84		1.56			1.56				
1.174	Zala Megyei Vállalkozásfejlesztési Alapítvány, Zalaegerszeg	2007HU161PO001	specific fund	Article 44 §1 (a)	Zala Megyei Vállalkozásfejlesztési Alapítvány, Zalaegerszeg	2008	13.39	11.39	2.01	0.00	0.00	0	0				12.57	12.57				10.68	10.68						

I. Description and identification of the entities which implement FEIs						II. Amounts of OP contributions paid to FEIs (HF or specific fund)					III. Investments made by FEIs in final recipients																
1	2	3	4		5	6	7=8+9+10	8	9	10	11	12=13+14+15+16	13	14	15	16	17=18+19+20+21	18	19	20	21	22=23+24+25+26	23	24	25	26	
No.	Name of the fund	Operational Programme(s)	Type of FEI		Fund manager	Fund set-up	Amounts of OP contributions paid/committed to the fund (HF or specific fund)	out of which			Management costs and fees	Total number of financial products offered	out of which				OP contributions invested in final recipients	out of which				SF contributions invested in final recipients	out of which				
			a) HF/specific fund	b) Article 44, §1 (a) or (b) or (c)				Structural Funds	National public co-financing	National private co-financing			loans	guarantees	equity / venture capital	other products		loan	guarantee	equity / venture capital	other product		loan	guarantee	equity / venture capital	other product	
1.175	Zirci Takarékszövetkezet, Zirc	2007HU161PO001	specific fund	Article 44 §1 (a)	Zirci Takarékszövetkezet, Zirc	2013	0.00	0.00	0.00	0.00	0.00	0		0			0.00		0.00			0.00		0.00			
2	Szechenyi Capital Investment Programme and Fund, 1077 Budapest, Wesselényi u. 20-22.	2007HU161PO003	specific fund	Article 44 §1 (a)	Szechenyi Capital Investment Fund Manager, CPLC (1077 Budapest, Wesselényi u. 28.) is a 100% indirectly state-owned financial agency supervised by the Central Bank of Hungary (Magyar Nemzeti Bank)	2010	6.78	5.77	1.02	0.00	0.21	0			0			0.89			0.89		0.76			0.76	
		2007HU161PO004					6.78	5.77	1.02	0.00	0.21	0			0			1.61			1.61		1.37			1.37	
		2007HU161PO005					6.78	5.77	1.02	0.00	0.21	0			0			0.54			0.54		0.46			0.46	
		2007HU161PO006					6.78	5.77	1.02	0.00	0.21	0			0			0.41			0.41		0.35			0.35	
		2007HU161PO009					6.78	5.77	1.02	0.00	0.21	0			0			1.52			1.52		1.29			1.29	
		2007HU161PO011					6.78	5.77	1.02	0.00	0.21	0			0			0.77			0.77		0.65			0.65	
		2007HU162PO001					6.78	5.77	1.02	0.00	0.21	0			0			2.18			2.18		1.85			1.85	
TOTAL OP contributions provided						from MA to HF's	673.60	572.5561	101.03931	0.00	13.029266		0	0		0											
						from HF's to specific funds	634.65	539.4488	95.196839	0.00	0	0	0	0	0	564.74	465.13	24.47	75.14		479.35	395.36	20.80	63.19			
						from MA directly to specific funds	47.48	40.36118	7.12	0.00	1.50	0			0	0	7.92			7.92		6.73			6.73		

I. Description and identification of the entities which implement FEIs						II. Amounts of OP contributions paid to FEIs (HF or specific fund)					III. Investments made by FEIs in final recipients																	
1	2	3	4		5	6	7=8+9+10	8	9	10	11	12=13+14+15+16	13	14	15	16	17=18+19+20+21	18	19	20	21	22=23+24+25+26	23	24	25	26		
No.	Name of the fund	Operational Programme(s)	Type of FEI		Fund manager	Fund set-up	Amounts of OP contributions paid/comitted to the fund (HF or specific fund)	out of which			Management costs and fees	Total number of financial products offered	out of which				OP contributions invested in final recipients	out of which				SF contributions invested in final recipients	out of which					
			a) HF/specific fund	b) Article 44, §1 (a) or (b) or (c)				Structural Funds	National public co-financing	National private co-financing			loans	guarantees	equity / venture capital	other products		loan	guarantee	equity / venture capital	other product		loan	guarantee	equity / venture capital	other product		
1	JER - 050 JEREMIE SICILIA FSE LUXEMBURG	2007IT051PO003	HF	-	European Investment Fund	2010	15.00	4.76	10.24	0.00	0.83																	
1.1	BANCA POPOLARE ETICA, Padova CONFESERFIDI, Scicli	2007IT051PO003	specific fund	Article 44 §1 (a)	BANCA POPOLARE ETICA, Padova CONFESERFIDI, Scicli	2012	0.00	0.00	0.00	0.00		0	0					0.00	0.00				0.00	0.00				
2	JEREMIE FSE, ISTITUITO PRESSO FINLOMBARDA S.p.A. - VIA TARAMELLI, 12 -20124 MILANO	2007IT052PO006	HF	-	JEREMIE FSE, istituto presso FINLOMBARDA s.p.a. - Via Taramelli, 12 - 20124 MILANO	2008	20.00	8.47	11.53	0.00	0.55																	
2.1	JEREMIE FSE, istituto presso FINLOMBARDA S.p.a. - Via Taramelli, 12 - 20124 MILANO	2007IT052PO006	specific fund	Article 44 §1 (a)	Finlombarda S.p.A - società soggetta a direzione e coordinamento di Regione Lombardia - Via Taramelli, 12 - 20124 MILANO		20.00	8.47	11.53	0.00	0.55	15640	7820	7820				17.00	15.64	1.36			7.20	6.63	0.58			
3	Funded Risk Sharing Financial Instrument per la Regione Calabria Regione Calabria Via Massara, 2 88100-Catanzaro	2007IT161PO008	HF	-	Eurpean Investment Fund	2011	45.00	33.75	11.25	0.00	2.10																	
3.1	Funded Risk Sharing Financial Instrument per la Regione Calabria Regione Calabria Via Massara, 2 88100-Catanzaro	2007IT161PO008	specific fund	Article 44 §1 (a)	Banca del Mezzogiorno - MedioCredito Centrale SpA Viale America, 351 - 00144 Roma Banco di Napoli Via Toledo 177 - 80132 Napoli	2013	45.00	33.75	11.25	0.00	2.10	17	17					1.50	1.50				1.13	1.13				
4	JEREMIE	2007IT161PO009	HF	-	European Investment Fund	2008	90.00	45.34	44.66																			
4.1	Jeremie 007/01	2007IT161PO009	specific fund	Article 44 §1 (a)	European Investment Fund	2011	80.00	40.00	40.00	0.00	0.00	60	60					9.29	9.29				4.65	4.65				
4.2	Jeremie 007/03	2007IT161PO009	specific fund	Article 44 §1 (a)	European Investment Fund - Banca Popolare Etica e Banca Popolare di Sviluppo		9.00	4.66	4.34	0.00																		
5	JESSICA Campania	2007IT161PO009	HF	-	European Investment Bank	2011	100.00	53.37	46.63																			
5.1	Jessica	2007IT161PO009	specific fund	Article 44 §1 (b)	European Investment Bank - Equiter - Banco di Napoli e Banca Impresa		100.00	53.37	46.63	0.00																		
6	FONDO REGIONALE DI CAPITALE DI RISCHIO A COMPARTICIPAZIONE PUBBLICO/PRIVATA DENOMINATO INGENIUM II	2007IT162PO002	HF	-	Zernike Meta Ventures S.p.A.	2011	10.37	2.58	4.42	3.37	0.00																	
6.1	Fondo Regionale di Capitale di Rischio a compartecipazione pubblico/privata denominato Ingenium II	2007IT162PO002	specific fund	Article 44 §1 (a)	Zernike Meta Ventures S.p.A. con sede legale a Terni (TR) via Luigi Casale, 7		7.00	2.58	4.42	0.00	0.00																	
7	FONDO REGIONALE ROTATIVO DI FINANZA AGEVOLATA	2007IT162PO002	HF	-	Unifidi Emilia-Romagna Soc. Coop. R.L., Bologna (BO), via Brugnoli 6.	2012	9.98	3.51	5.99	0.48	0.00																	
7.1	Fondo rotativo regionale di finanza agevolata	2007IT162PO002	specific fund	Article 44 §1 (c)	Unifidi Emilia-Romagna Soc. Coop. R.L., Bologna (BO), via Brugnoli 6.		9.50	3.51	5.99	0.00	0.00																	

I. Description and identification of the entities which implement FEIs						II. Amounts of OP contributions paid to FEIs (HF or specific fund)					III. Investments made by FEIs in final recipients																	
1	2	3	4		5	6	7=8+9+10	8	9	10	11	12=13+14+15+16	13	14	15	16	17=18+19+20+21	18	19	20	21	22=23+24+25+26	23	24	25	26		
No.	Name of the fund	Operational Programme(s)	Type of FEI		Fund manager	Fund set-up	Amounts of OP contributions paid/comitted to the fund (HF or specific fund)	out of which			Management costs and fees	Total number of financial products offered	out of which				OP contributions invested in final recipients	out of which				SF contributions invested in final recipients	out of which					
			a) HF/specific fund	b) Article 44, §1 (a) or (b) or (c)				Structural Funds	National public co-financing	National private co-financing			loans	guarantees	equity / venture capital	other products		loan	guarantee	equity / venture capital	other product		loan	guarantee	equity / venture capital	other product		
8	FONDO REGIONALE ROTATIVO DI FINANZA AGEVOLATA A COMPARTECIPAZIONE PRIVATA (PER INTERVENTI DI SUPPORTO ALLE NUOVE IMPRESE) VIA BRUGNOLI, 06 BOLOGNA	2007IT162PO002	HF	-	RTI Unifidi Emilia Romagna Soc. Coop. a R. L. e Fidindustria Emilia Romagna.Via Brugnoli, 06 Bologna	2013	6.97	2.57	4.40	0.00	0.00																	
9	ASSE I - FONDO DI PARTECIPAZIONE IF SVILUPPO LAZIO SPA. VIA VINCENZO BELLINI 22 00198 ROMA	2007IT162PO004	HF	-	Sviluppo Lazio SpA. Via Vincenzo Bellini 22 00198 ROMA	2011	82.50	41.25	41.25																			
9.1	Asse I -Nuovo Fondo di Ingegneria Finanziaria a favore delle PMI a valere sul POR FESR Lazio 2007-2013 - Fondo di partecipazione IF - linea di attività "Fondo per prestiti partecipativi alle Start-up - Sviluppo Lazio SpA. Via Vincenzo Bellini 22 00198	2007IT162PO004	specific fund	Article 44 §1 (a)	Sviluppo Lazio SpA. Via Vincenzo Bellini 22 00198 ROMA		10.00	5.00	5.00	0.00																		
9.2	Asse I - Nuovo Fondo di Ingegneria Finanziaria a favore delle PMI a valere sul POR FESR Lazio 2007-2013 Linea di attività "Fondo di Patrimonializzazione PMI Sviluppo Lazio SpA. Via Vincenzo Bellini 22 00198 ROMA	2007IT162PO004	specific fund	Article 44 §1 (a)	Sviluppo Lazio SpA. Via Vincenzo Bellini 22 00198 ROMA	2011	5.00	2.50	2.50	0.00		60	60					2.76	2.76									
9.3	Asse I - Nuovo Fondo di partecipazione IF - linea di attività "Fondo per il finanziamento del capitale circolante e degli investimenti produttivi delle PMI Sviluppo Lazio SpA. Via Vincenzo Bellini 22 00198 ROMA	2007IT162PO004	specific fund	Article 44 §1 (a)	Sviluppo Lazio SpA. Via Vincenzo Bellini 22 00198 ROMA		35.00	17.50	17.50	0.00																		
10	ASSE II -FONDO DI PARTECIPAZIONE IF - SVILUPPO LAZIO SPA VIA BELLINI 22 00198 ROMA	2007IT162PO004	HF	-	Sviluppo Lazio SpA. Via Vincenzo Bellini 22 00198 ROMA		50.00	25.00	25.00	0.00																		
10.1	Asse II Fondo di promozione dell'efficienza energetica e della produzione di energia rinnovabile - Bando per le PMI. Sviluppo Lazio SpA. Via Vincenzo Bellini 22 00198 ROMA	2007IT162PO004	specific fund	Article 44 §1 (c)	Sviluppo Lazio SpA. Via Vincenzo Bellini 22 00198 ROMA		50.00	25.00	25.00	0.00																		
11	JEREMIE FESR - MILANO	2007IT162PO006	HF	-	FINLOMBARDA SpA - Società finanziaria di Regione Lombardia	2008	20.00	7.93	12.07		0.65																	
11.1	JEREMIE FESR - Milano	2007IT162PO006	specific fund	Article 44 §1 (a)	FINLOMBARDA SpA Società finanziaria di Regione Lombardia - Milano	2008	20.00	7.93	12.07	0.00	0.65	49		49				0.67		0.67			0.27		0.27			

I. Description and identification of the entities which implement FEIs						II. Amounts of OP contributions paid to FEIs (HF or specific fund)					III. Investments made by FEIs in final recipients																
1	2	3	4		5	6	7=8+9+10	8	9	10	11	12=13+14+15+16	13	14	15	16	17=18+19+20+21	18	19	20	21	22=23+24+25+26	23	24	25	26	
No.	Name of the fund	Operational Programme(s)	Type of FEI		Fund manager	Fund set-up	Amounts of OP contributions paid/comitted to the fund (HF or specific fund)	out of which			Management costs and fees	Total number of financial products offered	out of which				OP contributions invested in final recipients	out of which				SF contributions invested in final recipients	out of which				
			a) HF/specific fund	b) Article 44, §1 (a) or (b) or (c)				Structural Funds	National public co-financing	National private co-financing			loans	guarantees	equity / venture capital	other products		loan	guarantee	equity / venture capital	other product		loan	guarantee	equity / venture capital	other product	
12	FONDO ENERGIA, CAMPOBASSO	2007IT162PO008	HF	-		2011	20.70	7.61	13.09																		
12.1	Fondo Energia, Campobasso	2007IT162PO008	specific fund	Article 44 §1 (c)	Finmolise SpA, Campobasso	2011	20.70	7.61	13.09																		
13	FONDO UNICO ANTICRISI, CAMPOBASSO	2007IT162PO008	HF	-		2009	30.60	11.25	19.35	0.78																	
13.1	Fondo Unico Anticrisi, Campobasso	2007IT162PO008	specific fund	Article 44 §1 (a)	Finmolise SpA, Campobasso	2009	30.60	11.25	19.35			92		92			7.44		7.44			7.44		7.44			
14	"COSTITUZIONE DI UN FONDO DI ROTAZIONE PER IL FINANZIAMENTO AGEVOLATO DEGLI INVESTIMENTI INNOVATIVI DELLE PMI" (AZIONE 1.2.3)	2007IT162PO015	HF	-	Veneto Sviluppo S.p.A.	2009	64.03	29.41	34.62	1.35																	
14.1	Costituzione di un fondo di rotazione per il finanziamento agevolato degli investimenti innovativi delle PMI	2007IT162PO015	specific fund	Article 44 §1 (a)	Veneto Sviluppo S.p.A.	2009	64.03	29.41	34.62	0.00	1.35	326	326				153.51	153.51				64.47	64.47				
15	FONDO DI ROTAZIONE PER INVESTIMENTI FINALIZZATI AL CONTENIMENTO DEI CONSUMI ENERGETICI (AZIONE 2.1.3)	2007IT162PO015	HF	-	Veneto Sviluppo S.p.A.	2012	29.40	13.50	15.90	0.00	0.00																
15.1	Fondo di rotazione per investimenti finalizzati al contenimento dei consumi energetici (Azione 2.1.3)	2007IT162PO015	specific fund	Article 44 §1 (c)	Veneto Sviluppo spa	2012	29.40	13.50	15.90	0.00							102.21								102.21		
16	"PARTECIPAZIONI MINORITARIE E TEMPORANEE AL CAPITALE DI RISCHIO DI IMPRESE INNOVATIVE" (AZIONE 1.2.2)	2007IT162PO015	HF	-	Veneto Sviluppo S.p.A.	2010	15.00	6.89	8.11	0.00	1.14																
16.1	"Partecipazioni minoritarie e temporanee al Capitale di rischio di imprese innovative" (Azione 1.2.2)	2007IT162PO015	specific fund	Article 44 §1 (a)	Veneto Sviluppo S.p.A.	2010	15.00	6.89	8.11	0.00	1.14	8450000				8450000	8.45			8.45		8.45			8.45		
17	"SISTEMA DELLE GARANZIE PER INVESTIMENTI NELL'INNOVAZIONE E PER L'IMPRENDITORIALITÀ" (AZIONE 1.2.1)	2007IT162PO015	HF	-	Confidi (Organismi consortili di garanzia così come individuati dall' art 13 legge n. 326 del 24.11.2003 iscritti in apposita sezione dell'elenco previsto dall'art 106 o iscritti nell'elenco speciale previsto dall'art 107 del D. Lgs n 385 del 01.09.1993)	2010	45.00	20.67	24.33	0.00																	
17.1	"Sistema delle garanzie per investimenti nell'innovazione e per l'imprenditorialità" (Azione 1.2.1)	2007IT162PO015	specific fund	Article 44 §1 (a)	Confidi (Organismi consortili di garanzia così come individuati dall' art. 13 legge n. 326 del 24.11.2003 iscritti in apposita sezione dell'elenco previsto dall'art 106 o iscritti nell'elenco speciale previsto dall'art 107 del D. Lgs n 385 del 01.09.1993)	2009	35.82	16.45	19.37	0.00							124.13		124.13								

I. Description and identification of the entities which implement FEIs						II. Amounts of OP contributions paid to FEIs (HF or specific fund)					III. Investments made by FEIs in final recipients																	
1	2	3	4		5	6	7=8+9+10	8	9	10	11	12=13+14+15+16	13	14	15	16	17=18+19+20+21	18	19	20	21	22=23+24+25+26	23	24	25	26		
No.	Name of the fund	Operational Programme(s)	Type of FEI		Fund manager	Fund set-up	Amounts of OP contributions paid/comitted to the fund (HF or specific fund)	out of which			Management costs and fees	Total number of financial products offered	out of which				OP contributions invested in final recipients	out of which				SF contributions invested in final recipients	out of which					
			a) HF/specific fund	b) Article 44, §1 (a) or (b) or (c)				Structural Funds	National public co-financing	National private co-financing			loans	guarantees	equity / venture capital	other products		loan	guarantee	equity / venture capital	other product		loan	guarantee	equity / venture capital	other product		
18	JESSICA HOLDING FUND SARDEGNA 2007- 2013 CAGLIARI	2007IT162PO016	HF	-	no other bodies	2011	70.00	34.65	35.35	0.00	2.07																	
18.1	Banco di Sardegna -I- MA Sardinia, Cagliari, Sviluppo Urbano	2007IT162PO016	specific fund	Article 44 §1 (b)	Banco di Sardegna, Cagliari	2012	5.00	2.25	2.75	0.00	0.86	1	1															
18.2	Fondo Sardegna Energia -I- MA Sardinia, Cagliari	2007IT162PO016	specific fund	Article 44 §1 (b)	EQUITER Spa, Turin	2012	33.11	17.88	15.23	0.00	0.88	8	8															
19	Fondo Microcredito FSE (ESF Microcredit Fund), Napoli	2007IT051PO001	specific fund	Article 44 §1 (a)	Sviluppo Campania SpA, Napoli	2012	120.00	65.52	54.48	0.00	0.00	517	517				9.13	9.13				4.02	4.02					
20	Fondo di garanzia per l'Occupazione in Calabria (DGR n. 385 del 11/08/2011) - Regione Calabria	2007IT051PO002	specific fund	Article 44 §1 (a)	Fincalabra SpA, Ente strumentale in House della Regione Calabria, Via Pugliese, 30, 88100 Catanzaro	2011	25.00	0.00	25.00	0.00	0.00	0		0			0.00		0.00			0.00		0.00				
21	il Fondo di Garanzia per il microcredito (DGR n. 843 del 14 dicembre 2009) - Regione Calabria	2007IT051PO002	specific fund	Article 44 §1 (a)	Fincalabra SpA, Ente strumentale in House della Regione Calabria, Via Pugliese, 30, 88100 Catanzaro	2009	37.00	0.00	37.00	0.00	0.40	404		404			0.00		0.00			0.00		0.00				
22	Fondo di Sostegno e Garanzia FSE - Via Centomani,11 - 85100 Potenza	2007IT051PO004	specific fund	Article 44 §1 (a)	Sviluppo Basilicata - Società soggetta alla direzione e coordinamento della Regione Basilicata Unico azionista Via Centomani, 11 - 85100 Potenza	2009	15.00	6.00	9.00	0.00	3.48	111	111				0.00	0.00				0.00		0.00				
23	Fondo Microcredito d'Impresa, Regione Puglia	2007IT051PO005	specific fund	Article 44 §1 (a)	Puglia Sviluppo S.p.a., Modugno (BA) - Via delle Delle	2012	42.00	16.80	25.20			39	39				0.37	0.37				0.15	0.15					
24	Fondo Microcredito FSE istituito dalla Regione Abruzzo con Deliberazione della Giunta Regionale n. 846 del 15/11/2010	2007IT052PO001	specific fund	Article 44 §1 (a)	Abruzzo Sviluppo S.p.A. società in house della Regione Abruzzo, così come riconosciuta dalla Commissione Europea con nota ARES 669906 del 22/06/2012	2010	27.03	10.91	16.12			979	979				14.41	14.41				14.41	14.41					
25	Fondo di Ingegneria finanziaria di cui all'art. 44 del Reg. CE 1083/2006 - Roma	2007IT052PO007	specific fund	Article 44 §1 (a)	Banca del Mezzogiorno - MedioCredito Centrale Spa - Roma	2010	3.80	1.51	2.29	0.00	0.08	461		461			1.50		1.50			0.59		0.59				
26	Fondo Microcredito FSE - Regione Autonoma Valle d'Aosta	2007IT052PO014	specific fund	Article 44 §1 (a)	Finanziaria Regionale Valle d'Aosta - Società per Azioni siglabile FINAOSTA s.p.A. Sede: via Festaz 22, Aosta (AO)	2013	4.50	2.25	2.25	0.00	0.18																	
27	Fondo Microcredito FSE (ESF Microcredit Fund), Cagliari	2007IT052PO016	specific fund	Article 44 §1 (a)	SFIRS SpA, Cagliari	2009	65.50	26.20	39.30	0.00	1.93	1700	1700				40.94	40.94				0.00	0.00					
28	Fondo per lo sviluppo del sistema Cooperativistico in Sardegna	2007IT052PO016	specific fund	Article 44 §1 (a)	SPIRS SpA, Cagliari	2013	9.00	3.60	5.40																			
29	Fondo PISL - POIC FSE	2007IT052PO016	specific fund	Article 44 §1 (a)	SFIRS SpA, Cagliari	2011	31.00	12.40	18.60	0.00	0.14	0	0				0.00	0.00				0.00	0.00					
30	Fondo Regionale di Finanza Inclusiva	2007IT052PO016	specific fund	Article 44 §1 (a)	SFIRS SpA, Cagliari	2013																						

I. Description and identification of the entities which implement FEIs						II. Amounts of OP contributions paid to FEIs (HF or specific fund)					III. Investments made by FEIs in final recipients																
1	2	3	4		5	6	7=8+9+10	8	9	10	11	12=13+14+15+16	13	14	15	16	17=18+19+20+21	18	19	20	21	22=23+24+25+26	23	24	25	26	
No.	Name of the fund	Operational Programme(s)	Type of FEI		Fund manager	Fund set-up	Amounts of OP contributions paid/comitted to the fund (HF or specific fund)	out of which			Management costs and fees	Total number of financial products offered	out of which				OP contributions invested in final recipients	out of which				SF contributions invested in final recipients	out of which				
			a) HF/specific fund	b) Article 44, §1 (a) or (b) or (c)				Structural Funds	National public co-financing	National private co-financing			loans	guarantees	equity / venture capital	other products		loan	guarantee	equity / venture capital	other product		loan	guarantee	equity / venture capital	other product	
31	Fondo rotativo finanziamento agevolato DM 13 Dicembre 2011 (Linea di attività 1.1)	2007IT161PO002	specific fund	Article 44 §1 (a)	Agenzia nazionale per l'attrazione degli investimenti e lo sviluppo d'impresa - INVITALIA S.p.a. - Roma, via Calabria, 46	2011	70.00	52.50	17.50	0.00	0.00																
32	Fondo rotativo finanziamento agevolato DM 6 agosto 2010 (Linea di attività 1.2)	2007IT161PO002	specific fund	Article 44 §1 (a)	Agenzia nazionale per l'attrazione degli investimenti e lo sviluppo d'impresa - INVITALIA S.p.a. - Roma, via Calabria, 46	2010	105.00	78.75	26.25	0.00	0.00	4	4				0.00	0.00				0.00	0.00				
33	Fondo rotativo finanziamento agevolato DM 6 agosto 2010 (Linea di attività 2.1)	2007IT161PO002	specific fund	Article 44 §1 (a)	Agenzia nazionale per l'attrazione degli investimenti e lo sviluppo d'impresa - INVITALIA S.p.a. - Roma, via Calabria, 46	2010	67.00	50.25	16.75	0.00	0.00	11	11				0.13	0.13				0.10	0.10				
34	Riserva separata POI - Fondo Centrale di Garanzia (Linea di attività 1.2)	2007IT161PO002	specific fund	Article 44 §1 (a)	Unicredit Mediocredito Centrale S.p.a. - Roma, via Piemonte, 51	1999	5.71	4.28	1.43	0.00	0.00																
35	Riserva separata POI - Fondo Centrale di Garanzia (Linea di attività 1.2)	2007IT161PO002	specific fund	Article 44 §1 (a)	Unicredit Mediocredito Centrale S.p.a. - Roma, via Piemonte, 51	1999	5.71	4.28	1.43	0.00	0.00																
36	Riserva separata POI - Fondo Centrale di Garanzia (Linea di attività 1.1)	2007IT161PO002	specific fund	Article 44 §1 (a)	Unicredit Mediocredito Centrale S.p.a. - Roma, via Piemonte, 51	1999	32.63	24.48	8.16	0.00	0.00																
37	Riserva separata POI - Fondo Centrale di Garanzia (Linea di attività 1.1)	2007IT161PO002	specific fund	Article 44 §1 (a)	Unicredit Mediocredito Centrale S.p.a. - Roma, via Piemonte, 51	1999	32.63	24.48	8.16	0.00	0.00																
38	Riserva separata POI - Fondo Centrale di Garanzia (Linea di attività 1.4)	2007IT161PO002	specific fund	Article 44 §1 (a)	Unicredit Mediocredito Centrale S.p.a. - Roma, via Piemonte, 51	2009	15.50	11.63	3.88	0.00	0.00																
39	Riserva separata POI - Fondo Centrale di Garanzia (Linea di attività 1.4)	2007IT161PO002	specific fund	Article 44 §1 (a)	Unicredit Mediocredito Centrale S.p.a. - Roma, via Piemonte, 51	2009	15.50	11.63	3.88	0.00	0.00																
40	Riserva separata POI - Fondo Centrale di Garanzia (Linea di attività 2.1)	2007IT161PO002	specific fund	Article 44 §1 (a)	Unicredit Mediocredito Centrale S.p.a. - Roma, via Piemonte, 51	1999	8.16	6.12	2.04	0.00	0.00																
41	Riserva separata POI - Fondo Centrale di Garanzia (Linea di attività 2.1)	2007IT161PO002	specific fund	Article 44 §1 (a)	Unicredit Mediocredito Centrale S.p.a. - Roma, via Piemonte, 51	1999	8.16	6.12	2.04	0.00	0.00																
42	Riserva separata POI - Fondo Centrale di Garanzia (Linea di attività 2.5)	2007IT161PO002	specific fund	Article 44 §1 (a)	Unicredit Mediocredito Centrale S.p.a. - Roma, via Piemonte, 51	1999	52.00	39.00	13.00	0.00	0.00																
43	Riserva separata POI - Fondo Centrale di Garanzia (Linea di attività 2.5)	2007IT161PO002	specific fund	Article 44 §1 (a)	Unicredit Mediocredito Centrale S.p.a. - Roma, via Piemonte, 51	1999	52.00	39.00	13.00	0.00	0.00																
44	Fondo FIT PIA Innovazione - Rome	2007IT161PO006	specific fund	Article 44 §1 (a)	MISE DGIAI ROME	2009	108.00	75.74	32.26			337	337				26.90	26.90				26.90	26.90				
45	Fondo FIT PON "Legge 46/82 - Analisi fattuate" ROME	2007IT161PO006	specific fund	Article 44 §1 (a)	MISE DGIAI ROME	2009	45.00	31.56	13.44			47	47				5.06	5.06				5.06	5.06				
46	Fondo FIT PON "Legge 46/82 - bando start-up" ROME	2007IT161PO006	specific fund	Article 44 §1 (a)	MISE DGIAI ROME	2009	5.00	3.51	1.49			6	6				0.80	0.80				0.80	0.80				

I. Description and identification of the entities which implement FEIs						II. Amounts of OP contributions paid to FEIs (HF or specific fund)					III. Investments made by FEIs in final recipients																	
1	2	3	4		5	6	7=8+9+10	8	9	10	11	12=13+14+15+16	13	14	15	16	17=18+19+20+21	18	19	20	21	22=23+24+25+26	23	24	25	26		
No.	Name of the fund	Operational Programme(s)	Type of FEI		Fund manager	Fund set-up	Amounts of OP contributions paid/comitted to the fund (HF or specific fund)	out of which			Management costs and fees	Total number of financial products offered	out of which				OP contributions invested in final recipients	out of which				SF contributions invested in final recipients	out of which					
			a) HF/specific fund	b) Article 44, §1 (a) or (b) or (c)				Structural Funds	National public co-financing	National private co-financing			loans	guarantees	equity / venture capital	other products		loan	guarantee	equity / venture capital	other product		loan	guarantee	equity / venture capital	other product		
47	Fondo FIT PON "Legge 46/82 - generalista", ROME	2007IT161PO006	specific fund	Article 44 §1 (a)	MISE DGIAI, ROME	2009	85.00	59.61	25.39			70	70				9.12	9.12				9.12	9.12					
48	Fondo FIT PON "Legge 46/82 - sportello REACH" - Rome	2007IT161PO006	specific fund	Article 44 §1 (a)	MISE DGIAI - Rome	2009	10.00	7.01	2.99			8	8				1.65	1.65				1.65	1.65					
49	Fondo Rotativo PON Contratti di Sviluppo, Rome	2007IT161PO006	specific fund	Article 44 §1 (a)	INVITALIA Sp.A., ROME	2012	60.00	42.08	17.92			3	3				3.52	3.52				3.52	3.52					
50	Fondo Rotativo PON R&C 185N	2007IT161PO006	specific fund	Article 44 §1 (a)	INVITALIA Sp.A., ROME	2013	22.00	15.43	6.57																			
51	Riserva PON Ricerca e Competitività del Fondo Centrale di Garanzia - ROME	2007IT161PO006	specific fund	Article 44 §1 (a)	MedioCredito Centrale SpA - ROME	2010	400.00	280.51	119.49			11125		11125				144.16		144.16								
52	FONDO REGIONALE PER IL SOSTEGNO AGLI INVESTIMENTI DELLE PMI REGIONALI ATTRAVERSO IL MEZZANINE FINANCING Regione Calabria Via Massara, 2 88100-Catanzaro	2007IT161PO008	specific fund	Article 44 §1 (a)	FINCALABRA SPA VIA Pugliese - 88100 Catanzaro	2011	25.00	18.75	6.25	0.00	0.50	19	19				2.60	2.60				1.95	1.95					
53	Accesso al credito per le PMI (The access to credit for SMEs) - Fondo tranché cover - Regione Puglia, Via Gentile, 52 - Bari (FE6.104525)	2007IT161PO010	specific fund	Article 44 §1 (a)	Puglia Sviluppo S.p.A. - via delle Dalie angolo via delle Petunie zona industriale - 70026 Modugno (BA) - P.Iva 01751950733	2011	20.00	11.66	8.34																			
54	Accesso al credito per le PMI (The access to credit for SMEs) - Regione Puglia, Via Gentile, 52 - Bari (FE6.100001)	2007IT161PO010	specific fund	Article 44 §1 (a)	CO.FIDI PUGLIA ARL, VIALE EINAUDI 51, Bari	2009	13.15	7.67	5.48	0.00	0.77	722		722			9.20		9.20			5.36		5.36				
55	Accesso al credito per le PMI (The access to credit for SMEs) - Regione Puglia, Via Gentile, 52 - Bari (FE6.100002)	2007IT161PO010	specific fund	Article 44 §1 (a)	COFIDI COMMERCIANTI DI CAPITANATA SOCIETA' COOPERATIVA, VIA LUIGI MIRANDA 10, Foggia	2009	3.75	2.19	1.56	0.00	0.19	369		369			2.80		2.80			1.63		1.63				
56	Accesso al credito per le PMI (The access to credit for SMEs) - Regione Puglia, Via Gentile, 52 - Bari (FE6.100003)	2007IT161PO010	specific fund	Article 44 §1 (a)	FIDINDUSTRIA PUGLIA, Via Amendola 172/5 c/o Ass.ne Indus.li di Bari, Bari	2009	5.08	2.96	2.12	0.00	0.23	231		231			4.62		4.62			2.69		2.69				
57	Accesso al credito per le PMI (The access to credit for SMEs) - Regione Puglia, Via Gentile, 52 - Bari (FE6.100004)	2007IT161PO010	specific fund	Article 44 §1 (a)	L'ARTIGIANA - COOPERATIVA ARTIGIANA DI GARANZIA DI LECCE SOCIETA' COOPERATIVA A MUTUALITÀ PREVALENTE, via cosimo de' ricci, 22, Lecce	2009	7.30	4.26	3.04	0.00	0.06	90		90			0.96		0.96			0.60		0.60				
58	Accesso al credito per le PMI (The access to credit for SMEs) - Regione Puglia, Via Gentile, 52 - Bari (FE6.100005)	2007IT161PO010	specific fund	Article 44 §1 (a)	COOPERATIVA ARTIGIANA DI GARANZIA DI BARI SOC.COOP. A R.L., VIA V. N. DE NICOLÒ, 20, Bari	2009	4.84	2.82	2.02	0.00	0.10	245		245			1.98		1.98			1.15		1.15				

I. Description and identification of the entities which implement FEIs						II. Amounts of OP contributions paid to FEIs (HF or specific fund)					III. Investments made by FEIs in final recipients																
1	2	3	4		5	6	7=8+9+10	8	9	10	11	12=13+14+15+16	13	14	15	16	17=18+19+20+21	18	19	20	21	22=23+24+25+26	23	24	25	26	
No.	Name of the fund	Operational Programme(s)	Type of FEI		Fund manager	Fund set-up	Amounts of OP contributions paid/comitted to the fund (HF or specific fund)	out of which			Management costs and fees	Total number of financial products offered	out of which				OP contributions invested in final recipients	out of which				SF contributions invested in final recipients	out of which				
			a) HF/specific fund	b) Article 44, §1 (a) or (b) or (c)				Structural Funds	National public co-financing	National private co-financing			loans	guarantees	equity / venture capital	other products		loan	guarantee	equity / venture capital	other product		loan	guarantee	equity / venture capital	other product	
59	Accesso al credito per le PMI (The access to credit for SMEs) - Regione Puglia, Via Gentile, 52 - Bari (FE6.100006)	2007IT161PO010	specific fund	Article 44 §1 (a)	ARTIGIANFIDI SOCIETA' COOPERATIVA A R. L. , VIA NICOLA DE NICOLO' 20, Bari	2009	6.16	3.59	2.57	0.00	0.19	355		355			3.20		3.20			1.87		1.87			
60	Accesso al credito per le PMI (The access to credit for SMEs) - Regione Puglia, Via Gentile, 52 - Bari (FE6.100007)	2007IT161PO010	specific fund	Article 44 §1 (a)	SOCIETA' GARANZIA COMMERCianti S. COOP. A R.L., Via Berardi n. 8, Taranto	2009	5.83	3.40	2.43	0.00	0.12	255		255			2.77		2.77			1.61		1.61			
61	Accesso al credito per le PMI (The access to credit for SMEs) - Regione Puglia, Via Gentile, 52 - Bari (FE6.100008)	2007IT161PO010	specific fund	Article 44 §1 (a)	CNA SOCIETA' COOPERATIVA ARTIGIANA DI GARANZIA DI CREDITO A R.L., via Tor Pisana 102, Brindisi	2009	3.88	2.26	1.62	0.00	0.03	67		67			0.47		0.47			0.27		0.27			
62	Accesso al credito per le PMI (The access to credit for SMEs) - Regione Puglia, Via Gentile, 52 - Bari (FE6.103891)	2007IT161PO010	specific fund	Article 44 §1 (a)	Co.Fidi Puglia soc coop a.r.l. - Via L. Einaudi, 51 - Bari	2012	15.45	9.01	6.44		0.31	511		511			9.98		9.98			5.82		5.82			
63	Accesso al credito per le PMI (The access to credit for SMEs) - Regione Puglia, Via Gentile, 52 - Bari (FE6.103893)	2007IT161PO010	specific fund	Article 44 §1 (a)	Artigianfidi Puglia soc. coop. r.l. - Via N. De Nicolò, 20 - Bari	2012	11.75	6.85	4.90		0.23	209		209			3.23		3.23			1.88		1.88			
64	Accesso al credito per le PMI (The access to credit for SMEs) - Regione Puglia, Via Gentile, 52 - Bari (FE6.103894)	2007IT161PO010	specific fund	Article 44 §1 (a)	Fidindustria Puglia Consorzio Fidi - Via Amendola, 172/5 - Bari	2012	11.35	6.62	4.73		0.23	392		392			8.13		8.13			4.74		4.74			
65	Accesso al credito per le PMI (The access to credit for SMEs) - Regione Puglia, Via Gentile, 52 - Bari (FE6.103895)	2007IT161PO010	specific fund	Article 44 §1 (a)	Confidi ConfCommercio Puglia - Via Berardi, 8 - Taranto	2012	11.45	6.67	4.77		0.23	43575042		43575042			5.01		5.01			0.00		0.00			
66	Aiuti a microimprese di nuova costituzione - Nuove Iniziative d'Impresa (Start-Up) - Regione Puglia, Via Gentile, 52 - Bari (FE6.104825)	2007IT161PO010	specific fund	Article 44 §1 (a)	Puglia Sviluppo S.p.A. - via delle Dalie angolo via delle Petunie zona industriale - 70026 Modugno (BA) - P.Iva 01751950733	2013	25.76	15.02	10.74																		
67	Aiuti in forma di controgaranzia del credito erogato in favore di micro imprese e PMI - Regione Puglia, Via Gentile, 52 - Bari (FE6.103357)	2007IT161PO010	specific fund	Article 44 §1 (a)	Puglia Sviluppo S.p.A. - via delle Dalie angolo via delle Petunie zona industriale - 70026 Modugno (BA) - P.Iva 01751950732	2013	40.00	23.32	16.68	0.00	0.80	0		0			0.00		0.00			0.00		0.00			
68	"Fondo di garanzia - PO FESR Basilicata 2007-2013 - DGR n. 2124 del 15.12.2009", Potenza	2007IT161PO012	specific fund	Article 44 §1 (a)	Sviluppo Basilicata SpA, Potenza	2009	32.00	15.27	16.73	0.00	0.82	3		3			0.10		0.10			0.04		0.04			

I. Description and identification of the entities which implement FEIs						II. Amounts of OP contributions paid to FEIs (HF or specific fund)					III. Investments made by FEIs in final recipients																		
1	2	3	4		5	6	7=8+9+10	8	9	10	11	12=13+14+15+16	13	14	15	16	17=18+19+20+21	18	19	20	21	22=23+24+25+26	23	24	25	26			
No.	Name of the fund	Operational Programme(s)	Type of FEI		Fund manager	Fund set-up	Amounts of OP contributions paid/comitted to the fund (HF or specific fund)	out of which			Management costs and fees	Total number of financial products offered	out of which				OP contributions invested in final recipients	out of which				SF contributions invested in final recipients	out of which						
			a) HF/specific fund	b) Article 44, §1 (a) or (b) or (c)				Structural Funds	National public co-financing	National private co-financing			loans	guarantees	equity / venture capital	other products		loan	guarantee	equity / venture capital	other product		loan	guarantee	equity / venture capital	other product			
69	Avviso pubblico per l'integrazione dei fondi rischi delle cooperative e dei consorzi fidi aventi sede operativa nella Regione Basilicata - D.G.R. 1558 del 20/11/2012	2007IT161PO012	specific fund	Article 44 §1 (c)	Continuità artigiana soc. coop., Consorzio Lucania Fidi soc. coop., Cofidi Basilicata Soc. Coop., Con.art. Fidi soc. coop., Co.Fidi Puglia soc. coop., Cooperfidi Abruzzo Soc. Coop.	2012																							
70	Fondo di rotazione Por Fesr Abruzzo 2007-2013 - Attività 1.2.2 del Por "Aiuti alle piccole nuove imprese innovative" - Attività 1.2.4 del por "Azioni per migliorare le capacità di accesso al credito da parte delle PMI	2007IT162PO001	specific fund	Article 44 §1 (a)	ATI Fira - Via Ferrari 155, 65100 Pescara	2012	3.26	1.43	1.83		3.06											0.00						0.00	
71	"Fondo di Garanzia per le PMI" ("Guarantee Fund for SMEs")	2007IT162PO003	specific fund	Article 44 §1 (a)	Consortium: "Competitività e Sviluppo FVG"; Lead Partner: "Confidimprese FVG" - Via Savorgnana, 27 33100 - Udine - Italy	2010	22.00	7.04	14.96	0.00	0.06	58										10.98						3.51	3.51
72	Attività I.5, sub-attività I.5.4 Sezione speciale del Fondo Centrale di Garanzia.	2007IT162PO004	specific fund	Article 44 §1 (a)	Ministero dello Sviluppo Economico tramite "Banca del Mezzogiorno - MedioCredito Centrale S.p.A., sede legale Viale America n. 351 - 00144 Roma	2013	30.00	15.00	15.00																				
73	Fondo di capitale di rischio POR I.3 Lazio ("Fondo POR I.3) Fondo di coinvestimento pubblico privato per PMI innovative della regione Lazio in fase di early stage o expansion	2007IT162PO004	specific fund	Article 44 §1 (a)	Fi.La.S. - Società Finanziaria Laziale di Sviluppo S.p.A. - Roma	2010	24.00	12.00	12.00		0.45	16										5.20						5.20	
74	Fondo di Garanzia sotto forma di fondo rischi (Attività 1.5.1 Potenziamento dei Confidi) gestito da CONFIDINSIEME ATI	2007IT162PO004	specific fund	Article 44 §1 (a)	CONFIDINSIEME ATI presso COOPFIDI, Via Massaaia 33, Roma	2010	5.40	2.70	2.70		0.60																		
75	Fondo di Garanzia sotto forma di fondo rischi (Attività 1.5.1 Potenziamento dei Confidi) gestito FIDIMPRESA LAZIO SOCIETA' COOPERATIVA PER AZIONI VIA NOALE 206_ROMA	2007IT162PO004	specific fund	Article 44 §1 (a)	FIDIMPRESA LAZIO SOCIETA' COOPERATIVA PER AZIONI VIA NOALE 206 ROMA	2010	3.60	1.80	1.80		0.08	13										0.14						0.14	
76	Strumento di ingegneria finanziaria "Fondo di Garanzia a favore delle PMI interessate dai PLUS" Viale Liegi, 58 - 00198 Roma	2007IT162PO004	specific fund	Article 44 §1 (c)	Unionfidi Lazio S.p.A. Viale Liegi, 58 - 00198 Roma	2012	2.50	1.25	1.25			0																0	
77	FINANZIARIA LIGURE PER LO SVILUPPO ECONOMICO - F.I.L.S.E. S.P.A. VIA PESCHIERA 16 - GENOVA ITALIA - FONDO PRESTITI RIMBORSABILI	2007IT162PO005	specific fund	Article 44 §1 (a)	FINANZIARIA LIGURE PER LO SVILUPPO ECONOMICO - F.I.L.S.E. S.P.A. VIA PESCHIERA 16 - GENOVA ITALIA	2011	33.82	10.73	23.10	0.00	0.00	53	53									0.24						0.08	0.08

I. Description and identification of the entities which implement FEIs						II. Amounts of OP contributions paid to FEIs (HF or specific fund)					III. Investments made by FEIs in final recipients																
1	2	3	4		5	6	7=8+9+10	8	9	10	11	12=13+14+15+16	13	14	15	16	17=18+19+20+21	18	19	20	21	22=23+24+25+26	23	24	25	26	
No.	Name of the fund	Operational Programme(s)	Type of FEI		Fund manager	Fund set-up	Amounts of OP contributions paid/comitted to the fund (HF or specific fund)	out of which			Management costs and fees	Total number of financial products offered	out of which				OP contributions invested in final recipients	out of which				SF contributions invested in final recipients	out of which				
			a) HF/specific fund	b) Article 44, §1 (a) or (b) or (c)				Structural Funds	National public co-financing	National private co-financing			loans	guarantees	equity / venture capital	other products		loan	guarantee	equity / venture capital	other product		loan	guarantee	equity / venture capital	other product	
78	LIGURCAPITAL S.P.A. PIAZZA DANTE 8/9 GENOVA ITALIA - FONDO CAPITALE DI RISCHIO	2007IT162PO005	specific fund	Article 44 §1 (a)	LIGURCAPITAL S.P.A. PIAZZA DANTE 8/9 GENOVA ITALIA	2012	20.00	6.34	13.66	0.00	0.00	4				4	0.75			0.75		0.24				0.24	
79	UNICREDIT BANCA S.P.A. - VIA ALESSANDRO SPECCHI 16 - ROMA ITALIA - FONDO PRESTITI PARTECIPATIVI	2007IT162PO005	specific fund	Article 44 §1 (a)	UNICREDIT BANCA S.P.A. - VIA ALESSANDRO SPECCHI 16 - ROMA ITALIA	2011	20.00	3.17	6.83	10.00	0.00	8				8	1.42			1.42		0.45				0.45	
80	FRIM Fesr - Milano	2007IT162PO006	specific fund	Article 44 §1 (a)	FINLOMBARDA SpA Società Finanziaria di Regione Lombardia-Milano	2008	64.12	25.42	38.70		0.95						12.54	12.54				4.97	4.97				
81	FRIM Fesr -MIUR Regione Lombardia Milano	2007IT162PO006	specific fund	Article 44 §1 (a)	Finlombarda SpA Società Finanziaria di Regione Lombardia-Milano	2011	49.82	19.75	30.07		0.10	186	186				9.75	9.75				3.87	3.87				
82	Made in Lombardy - Milano	2007IT162PO006	specific fund	Article 44 §1 (a)	Finlombarda SpA Società finanziaria di Regione Lombardia-Milano	2009	11.88	4.71	7.17		0.54	139		139			9.68		9.68			3.84		3.84			
83	Fondo di Ingegneria Finanziaria della Regione Marche	2007IT162PO007	specific fund	Article 44 §1 (a)	Medio Credito Centrale - SpA, Roma	2010	10.25	4.01	6.24		77.05																
84	Fondo rischi da parte di organismi consortili di garanzia	2007IT162PO007	specific fund	Article 44 §1 (a)	1) Confidi COOP Marche srl 2) SGRM s.c.p.a.	2013	6.21	2.43	3.78																		
85	Fondo di garanzia per le PMI per lo smobilizzo dei crediti verso gli enti locali. Torino	2007IT162PO011	specific fund	Article 44 §1 (a)	Finpiemonte Spa, società finanziaria pubblica, Torino	2011	35.00	13.85	21.15			107		107			12.56		12.56			4.97		4.97			
86	Fondo di ingegneria finanziaria per l'integrazione dei fondi rischi dei Confidi piemontesi per la concessione di garanzie alle PMI Piemontesi. Torino	2007IT162PO011	specific fund	Article 44 §1 (a)	Finpiemonte SpA - società finanziaria pubblica. Torino	2013	30.00	11.87	18.13			0		0			0.00		0.00			0.00		0.00			
87	Fondo di riassicurazione per l'artigianato piemontese. Torino	2007IT162PO011	specific fund	Article 44 §1 (a)	Artigiancassa Spa, Torino	2009	10.00	3.96	6.04		0.00	1				1	117.04				117.04	46.31					46.31
88	Fondo di riassicurazione per le PMI non artigiane. Torino	2007IT162PO011	specific fund	Article 44 §1 (a)	Finpiemonte Spa, società finanziaria pubblica, Torino	2009	25.00	9.89	15.11			1				1	213.79				213.79	84.60					84.60
89	POR CReO FESR Regione Toscana 2007-2013. Fondo Unico Rotativo per Prestiti - Sezioni Industria, Cooperazione, Artigianato, Ricerca Sviluppo & Innovazione	2007IT162PO012	specific fund	Article 44 §1 (a)	Fidi Toscana Spa (Sezioni Industria, Cooperazione) - Firenze; Artigiancredito Toscano SC (Sezione Artigianato) - Firenze; Fidi Toscana Spa e Artigiancredito Toscano SC (Sezione Ricerca Sviluppo & Innovazione)	2011	88.71	31.19	57.52	0.00	0.04	469	469				62.94	62.94				22.40	22.40				
90	POR Fesr Toscana 2007-2013. Fondo Toscana Innovazione - Firenze	2007IT162PO012	specific fund	Article 44 §1 (a)	Sici - Sviluppo Imprese Centro Italia S.g.r. S.p.A. Viale Giuseppe Mazzini, 46 - 50132 Firenze	2008	24.81	2.83	7.06	14.92	1.16	17				17	7.75				7.75	2.21				2.21	

I. Description and identification of the entities which implement FEIs						II. Amounts of OP contributions paid to FEIs (HF or specific fund)					III. Investments made by FEIs in final recipients															
1	2	3	4		5	6	7=8+9+10	8	9	10	11	12=13+14+15+16	13	14	15	16	17=18+19+20+21	18	19	20	21	22=23+24+25+26	23	24	25	26
No.	Name of the fund	Operational Programme(s)	Type of FEI		Fund manager	Fund set-up	Amounts of OP contributions paid/comitted to the fund (HF or specific fund)	out of which			Management costs and fees	Total number of financial products offered	out of which				OP contributions invested in final recipients	out of which				SF contributions invested in final recipients	out of which			
			a) HF/specific fund	b) Article 44, §1 (a) or (b) or (c)				Structural Funds	National public co-financing	National private co-financing			loans	guarantees	equity / venture capital	other products		loan	guarantee	equity / venture capital	other product		loan	guarantee	equity / venture capital	other product
91	POR Fesr Toscana 2007-2013. Interventi a sostegno della patrimonializzazione dei confidi - Firenze	2007IT162PO012	specific fund	Article 44 §1 (a)	DD.130/09,3386/11,6438/11:ArtigiancreditoToscano Firenze; Italia Confidi scari Firenze; Confidi imprese toscane società cooperativa Firenze; Cooperfidi Italia società cooperativa di garanzia dei fidi Firenze; Eurofidi soc.cons.Fidi SpaTorino	2010	10.62	3.68	6.94	0.00	0.00	116		116			7.55		7.55			2.62		2.62		
92	POR Fesr Toscana 2007-2013. Interventi di garanzia - Firenze	2007IT162PO012	specific fund	Article 44 §1 (a)	Fidi Toscana Spa Firenze - Regione Toscana	2009	33.00	11.34	21.66	0.00	4.36	1692		1692			29.86		29.86			10.26		10.26		
93	Servizi finanziari alle piccole e medie imprese	2007IT162PO013	specific fund	Article 44 §1 (a)	ATI PRISMA 2 - CAPOFILA GEPAFIN	2009	48.23	14.71	19.44	14.08	9.98	174	0	159	15		8.32	0.00	2.98	5.33		3.56	0.00	1.27	2.30	
94	Fondo regionale di cogaranzia e controgaranzia per le PMI operanti in Sardegna - Cagliari	2007IT162PO016	specific fund	Article 44 §1 (a)	SFIRS spa - Cagliari	2009	233.20	164.65	68.55	0.00	1.28						31.40		31.40			22.17		22.17		
95	Fondo regionale per la reindustrializzazione nelle aree industriali (FRAI)	2007IT162PO016	specific fund	Article 44 §1 (a)	SFIRS spa - Cagliari	2010	50.00	35.30	14.70	0.00	0.24	1	1				5.00	5.00				3.53	3.53			
96	Ingenium Sardegna, Sardegna	2007IT162PO016	specific fund	Article 44 §1 (a)	Zernike Meta-Ventures S.p.A. - Terni	2009	9.99	7.06	2.94		1.06	0			0		10.00			10.00		7.06			7.06	

TOTAL OP contributions provided	from MA to HF's	724.54	352.5189	368.1776	3.85	9.46																					
	from HF's to specific funds	624.16	309.5222	314.6369	0.00	7.52	8466253	8292	7961	8450000		426.96	182.70	133.61	8.45	102.21	93.61	76.87	8.29	8.45							
	from MA directly to specific funds	2872.69	1678.444	1155.25	39.00	113.05	43597811	4984	43592765	60	2	887.15	222.61	303.26	30.45	330.82	340.11	120.04	76.90	12.26	130.91						

I. Description and identification of the entities which implement FEIs						II. Amounts of OP contributions paid to FEIs (HF or specific fund)					III. Investments made by FEIs in final recipients																
1	2	3	4		5	6	7=8+9+10	8	9	10	11	12=13+14+15+16	13	14	15	16	17=18+19+20+21	18	19	20	21	22=23+24+25+26	23	24	25	26	
No.	Name of the fund	Operational Programme(s)	Type of FEI		Fund manager	Fund set-up	Amounts of OP contributions paid/committed to the fund (HF or specific fund)	out of which			Management costs and fees	Total number of financial products offered	out of which				OP contributions invested in final recipients	out of which				SF contributions invested in final recipients	out of which				
			a) HF/specific fund	b) Article 44, §1 (a) or (b) or (c)				Structural Funds	National public co-financing	National private co-financing			loans	guarantees	equity / venture capital	other products		loan	guarantee	equity / venture capital	other product		loan	guarantee	equity / venture capital	other product	
1	ENTERPRENEURSHIP PROMOTIONS FUND, VILNIUS	2007LT051PO001	HF	-	UAB „Investicijų ir verslo garantijos“, Lithuania, Vilnius	2009	14.48	14.48	0.00	0.00	0.47																
1.1	Promoting Entrepreneurship, Vilnius	2007LT051PO001	specific fund	Article 44 §1 (a)	Consortium of Credit unions, Kaunas	2010	14.48	14.48	0.00	0.00	0.47	661	661					11.34	11.34				9.39	9.39			
2	INVEGA FUND, VILNIUS	2007LT161PO002	HF	-	UAB „Investicijų ir verslo garantijos“, Lithuania, Vilnius	2009	198.96	198.96	0.00	0.00	1.01																
2.1	First Loss Portfolio Guarantee (AB Siauliu bankas, Lithuania)	2007LT161PO002	specific fund	Article 44 §1 (a)	AB Siauliu bankas, commercial bank, Lithuania	2011	3.80	3.80	0.00	0.00	0.00	243		243				3.80	3.80				3.80		3.80		
2.2	First Loss Portfolio Guarantee for Leasing (SIA Unicredit Leasing Lithuanian Branch Vilnius)	2007LT161PO002	specific fund	Article 44 §1 (a)	SIA Unicredit Leasing Lithuanian Branch Vilnius	2012	1.71	1.71	0.00	0.00	0.00	98		98				1.71	1.71				1.71		1.71		
2.3	First Loss Portfolio Guarantee (Nordea Bank Finland Plc, Lithuania)	2007LT161PO002	specific fund	Article 44 §1 (a)	Nordea Bank Finland Plc, Lithuanian Branch, Branch of a commercial bank, Lithuania	2011	0.90	0.90	0.00	0.00	0.00	27		27				0.90	0.90				0.90		0.90		
2.4	Funded Risk Sharing Product (AB SEB bankas)	2007LT161PO002	specific fund	Article 44 §1 (a)	AB SEB bankas, commercial bank, Vilnius Lithuania	2009	34.00	34.00	0.00	0.00	0.94	300	300					30.35	30.35				30.35	30.35			
2.5	Funded Risk Sharing Product (AB Siauliu bankas)	2007LT161PO002	specific fund	Article 44 §1 (a)	AB Siauliu bankas, commercial bank, Siauliai Lithuania	2010	29.65	29.65	0.00	0.00	1.05	238	238					23.15	23.15				23.15	23.15			
2.6	Funded Risk Sharing Product (AB Swedbank)	2007LT161PO002	specific fund	Article 44 §1 (a)	AB Swedbank, commercial bank, Vilnius Lithuania	2010	11.05	11.05	0.00	0.00	0.36	88	88					10.14	10.14				10.14	10.14			
2.7	Open Credit Fund (AB bank Citadele, Vilnius)	2007LT161PO002	specific fund	Article 44 §1 (a)	AB bank Citadele, Vilnius	2009	10.86	10.86	0.00	0.00	0.00	108	108					10.15	10.15				10.15	10.15			
2.8	Open Credit Fund (AB bank FINASTA, Vilnius)	2007LT161PO002	specific fund	Article 44 §1 (a)	AB bank FINASTA, Vilnius	2009	1.02	1.02	0.00	0.00	0.00	7	7					0.90	0.90				0.90	0.90			
2.9	Open Credit Fund (AB DnB Bank, Vilnius)	2007LT161PO002	specific fund	Article 44 §1 (a)	AB DnB Bank, Vilnius	2009	0.00	0.00	0.00	0.00	0.00	0	0					0.00	0.00				0.00	0.00			
2.10	Open Credit Fund (AB Siauliu bank, Siauliai)	2007LT161PO002	specific fund	Article 44 §1 (a)	AB Siauliu bank, Siauliai	2009	2.36	2.36	0.00	0.00	0.00	13	13					2.36	2.36				2.36	2.36			
2.11	Open Credit Fund (AB Ūkio bank, Kaunas)	2007LT161PO002	specific fund	Article 44 §1 (a)	AB Ūkio bank, Kaunas	2009	13.16	13.16	0.00	0.00	0.00	120	120					13.16	13.16				13.16	13.16			
2.12	Open Credit Fund (AS UniCredit Bank Lietuvos branch)	2007LT161PO002	specific fund	Article 44 §1 (a)	AS UniCredit Bank Lietuvos branch	2012	0.00	0.00	0.00	0.00	0.00							0.00	0.00				0.00	0.00			
2.13	Open Credit Fund (BAB bank SNORAS, Vilnius)	2007LT161PO002	specific fund	Article 44 §1 (a)	BAB bank SNORAS, Vilnius	2009	2.37	2.37	0.00	0.00	0.00	13	13					2.37	2.37				2.37	2.37			
2.14	Open Credit Fund (UAB Medicinos bank, Vilnius)	2007LT161PO002	specific fund	Article 44 §1 (a)	UAB Medicinos bank, Vilnius	2009	8.88	8.88	0.00	0.00	0.00	104	104					8.66	8.66				8.66	8.66			
2.15	Small loans to SMEs (AB bank Citadele, Vilnius)	2007LT161PO002	specific fund	Article 44 §1 (a)	AB bank Citadele, Vilnius	2009	4.20	4.20	0.00	0.00	0.00	171	171					9.48	9.48				4.20	4.20			
2.16	Small loans to SMEs (AB Siauliu bank, Siauliai)	2007LT161PO002	specific fund	Article 44 §1 (a)	AB Siauliu bank, Siauliai	2009	10.14	10.14	0.00	0.00	0.00	316	316					18.93	18.93				10.14	10.14			
2.17	Small loans to SMEs (AB Ūkio bank, Kaunas)	2007LT161PO002	specific fund	Article 44 §1 (a)	AB Ūkio bank, Kaunas	2009	7.53	7.53	0.00	0.00	0.00	229	229					12.35	12.35				7.53	7.53			
2.18	Small loans to SMEs (UAB Medicinos bank, Vilnius)	2007LT161PO002	specific fund	Article 44 §1 (a)	UAB Medicinos bank, Vilnius	2009	5.65	5.65	0.00	0.00	0.00	192	192					10.44	10.44				5.65	5.65			

I. Description and identification of the entities which implement FEIs						II. Amounts of OP contributions paid to FEIs (HF or specific fund)					III. Investments made by FEIs in final recipients																
1	2	3	4		5	6	7=8+9+10	8	9	10	11	12=13+14+15+16	13	14	15	16	17=18+19+20+21	18	19	20	21	22=23+24+25+26	23	24	25	26	
No.	Name of the fund	Operational Programme(s)	Type of FEI		Fund manager	Fund set-up	Amounts of OP contributions paid/committed to the fund (HF or specific fund)	out of which			Management costs and fees	Total number of financial products offered	out of which				OP contributions invested in final recipients	out of which				SF contributions invested in final recipients	out of which				
			a) HF/specific fund	b) Article 44, §1 (a) or (b) or (c)				Structural Funds	National public co-financing	National private co-financing			loans	guarantees	equity / venture capital	other products		loan	guarantee	equity / venture capital	other product		loan	guarantee	equity / venture capital	other product	
3	JER 004 JEREMIE HOLDING FUND, LITHUANIA	2007LT161PO002	HF	-	European Investment Fund	2008	41.97	41.97	0.00	0.00	6.49																
3.1	Business Angels Co-investment Fund I KUB Vilnius, Lithuania	2007LT161PO002	specific fund	Article 44 §1 (a)	UAB MES Invest, limited liability company, Lithuania	2010	4.76	4.76	0.00	0.00	0.99	25					25					3.62					3.62
3.2	LitCapital I KUB Vilnius, Lithuania	2007LT161PO002	specific fund	Article 44 §1 (a)	UAB LitCapital Management, limited liability company, Lithuania	2010	7.76	7.76	0.00	0.00	1.62	7					7					6.13					6.13
3.3	Lithuanian SME Fund KUB, Vilnius, Lithuania	2007LT161PO002	specific fund	Article 44 §1 (a)	UAB BaltCap Management, limited liability company, Lithuania	2010	5.56	5.56	0.00	0.00	1.11	6					6					4.45					4.45
3.4	Practica Seed Capital KUB, Vilnius Lithuania	2007LT161PO002	specific fund	Article 44 §1 (a)	Practica Seed Partners UAB & Practica Seed Partners 2 UAB, Vilnius Lithuania	2012	2.30	2.30	0.00	0.00	0.27	15					15					1.80					1.80
3.5	Practica Venture Capital KUB, Vilnius Lithuania	2007LT161PO002	specific fund	Article 44 §1 (a)	Practica Venture Partners UAB & Practica Venture Partners 2 UAB, Vilnius Lithuania	2012	1.16	1.16	0.00	0.00	0.30	2					2					0.85					0.85
4	JESSICA KONTROLIUOJANTYSIS FONDAS (JESSICA HF LITHUANIA, 98 - 100 BLVD KONRAD ADENAUER, L-2950 LUXEMBOURG)	2007LT161PO001	HF	-	European Investment Bank	2009	149.41	127.00	22.41	0.00	5.90																
4.1	Loan fund (AB SEB bankas Gedimino pr. 12 LT-01103 Vilnius Contract 26016)	2007LT161PO001	specific fund	Article 44 §1 (b)	AB SEB bankas Gedimino pr. 12 LT-01103 Vilnius Contract 26016	2011	6.00	6.00	0.00	0.00	0.01	312	312					1.68	1.68				1.68	1.68			
4.2	Loan fund (AB Šiaulių bankas Tilžės g. 149 LT-76348 Šiauliai Contract 25596)	2007LT161PO001	specific fund	Article 44 §1 (b)	AB Šiaulių bankas Tilžės g. 149 LT-76348 Šiauliai Contract 25596	2010	12.00	12.00	0.00	0.00	0.09	65	65					6.02	6.02				6.02	6.02			
4.3	Loan fund (AB Šiaulių bankas Tilžės g. 149 LT-76348 Šiauliai Contract 25879)	2007LT161PO001	specific fund	Article 44 §1 (b)	AB Šiaulių bankas Tilžės g. 149 LT-76348 Šiauliai Contract 25879	2010	10.00	10.00	0.00	0.00	0.10	38	38					2.41	2.41				2.41	2.41			
4.4	Loan fund (AB Šiaulių bankas Tilžės g. 149 LT-76348 Šiauliai, Contract 82929)	2007LT161PO001	specific fund	Article 44 §1 (b)	AB Šiaulių bankas Tilžės g. 149 LT-76348 Šiauliai Contract 82929	2013	10.00	10.00	0.00	0.00	0.00	0	0					0.00	0.00				0.00	0.00			
4.5	Loan fund (Public Investments Development Agency (PIDA)- Central Project Management Agency (CPMA), Vilnius, Contract 82888)	2007LT161PO001	specific fund	Article 44 §1 (b)	Public Investments Development Agency (PIDA)- Central Project Management Agency (CPMA), Vilnius, Contract 82933	2013	10.00	10.00	0.00	0.00	0.00	5	5					0.00	0.00				0.00	0.00			
4.6	Loan fund (Public Investments Development Agency (PIDA)- Central Project Management Agency (CPMA), Vilnius, Contract 82933)	2007LT161PO001	specific fund	Article 44 §1 (b)	Public Investments Development Agency (PIDA)- Central Project Management Agency (CPMA), Vilnius, Contract 82933	2013	10.00	10.00	0.00	0.00	0.00	3	3					0.00	0.00				0.00	0.00			
4.7	Loan fund ("Swedbank", AB Konstitucijos pr. 20A LT-03502 Vilnius Contract 25747)	2007LT161PO001	specific fund	Article 44 §1 (b)	"Swedbank", AB Konstitucijos pr. 20A LT-03502 Vilnius Contract 25747	2010	12.00	12.00	0.00	0.00	0.07	1519	1519					8.51	8.51				8.51	8.51			
5	Guarantee fund, Lithuania, Vilnius	2007LT161PO002	specific fund	Article 44 §1 (a)	UAB "Investicijų ir verslo garantijos" (INVEGA), Vilnius, Lithuania	2009	37.36	37.36	0.00	0.00	1.81	2387		2387				66.13		66.13			37.36		37.36		

TOTAL OP contributions provided	from MA to HF's	404.82	382.41	22.41196	0.00	13.86		0		0	0																
	from HF's to specific funds	253.30	253.30	0	0.00	7.38	4925	4502	368	55	0	205.65	182.40	6.41	16.84							180.01	156.76	6.41	16.84		
	from MA directly to specific funds	37.36	37.36098	0.00	0.00	1.81	2387		2387		0	66.13		66.13								37.36		37.36			

I. Description and identification of the entities which implement FEIs						II. Amounts of OP contributions paid to FEIs (HF or specific fund)					III. Investments made by FEIs in final recipients																
1	2	3	4		5	6	7=8+9+10	8	9	10	11	12=13+14+15+16	13	14	15	16	17=18+19+20+21	18	19	20	21	22=23+24+25+26	23	24	25	26	
No.	Name of the fund	Operational Programme(s)	Type of FEI		Fund manager	Fund set-up	Amounts of OP contributions paid/committed to the fund (HF or specific fund)	out of which			Management costs and fees	Total number of financial products offered	out of which				OP contributions invested in final recipients	out of which				SF contributions invested in final recipients	out of which				
			a) HF/specific fund	b) Article 44, §1 (a) or (b) or (c)				Structural Funds	National public co-financing	National private co-financing			loans	guarantees	equity / venture capital	other products		loan	guarantee	equity / venture capital	other product		loan	guarantee	equity / venture capital	other product	
1	JEREMIE HOLDING FUND LATVIA; LATVIA	2007LV161PO001	HF	-	Latvian Guarantee Agency, Ltd, Latvia	2008	72.84	67.17	5.67	0.00	3.71																
1.1	Baltcap Latvia Venture Capital Fund KS, Latvia	2007LV161PO001	specific fund	Article 44 §1 (a)	Baltcap Management Latvia, Ltd, Latvia	2010	10.79	9.95	0.84	0.00	1.88	11			11		8.80			8.80		8.12			8.12		
1.2	EXPANSION CAPITAL FUND, Latvia	2007LV161PO001	specific fund	Article 44 §1 (a)	"EXPANSION CAPITAL" Ltd, Latvia	2013	0.20	0.18	0.02		0.20																
1.3	FlyCap Investment Fund I, Latvia	2007LV161PO001	specific fund	Article 44 §1 (a)	"FlyCap" Ltd, Latvia	2013	0.12	0.11	0.01		0.12																
1.4	Imprimatur Capital Seed Fund KS, Latvia	2007LV161PO001	specific fund	Article 44 §1 (a)	Imprimatur Capital Fund Management, Ltd, Latvia	2010	3.36	3.10	0.26	0.00	0.40	28			28		2.69			2.69		2.48			2.48		
1.5	Imprimatur Capital Technology Venture Fund KS, Latvia	2007LV161PO001	specific fund	Article 44 §1 (a)	Imprimatur Capital Fund Management, Ltd, Latvia	2010	1.55	1.43	0.12	0.00	0.34	5			5		0.77			0.77		0.71			0.71		
1.6	SEB Bank Loan instrument, Latvia	2007LV161PO001	specific fund	Article 44 §1 (a)	SEB Banka, SC, Latvia	2010	4.09	3.77	0.32	0.00	0.15	15	15				3.94	3.94				3.63	3.63				
1.7	Swedbank Loan instrument, Latvia	2007LV161PO001	specific fund	Article 44 §1 (a)	Swedbank, SC, Latvia	2010	3.36	3.09	0.26	0.00	0.13	17	17				3.23	3.23				2.98	2.98				
1.8	ZGI-3, Latvia	2007LV161PO001	specific fund	Article 44 §1 (a)	"ZGI Capital" Ltd, Latvia	2013	0.20	0.18	0.02		0.20																
2	„Support to Self-employment and Business Start-ups”	2007LV051PO001	specific fund	Article 44 §1 (a)	Latvian Development Financial Institution Altum, State JSC, Latvia	2009	25.81	12.82	2.26	10.73	5.74	1607	1088			519	18.02	16.92			1.10	7.88	6.95			0.94	
3	ERDF Promotional Programme for Improvement of Competitiveness of Businesses	2007LV161PO001	specific fund	Article 44 §1 (a)	Latvian Development Financial Institution Altum, State JSC, Latvia	2009	75.03	49.90	6.34	18.79	2.77	85	85				69.85	69.85				45.85	45.85				
4	Guarantees for development of enterprise competitiveness; Latvia	2007LV161PO001	specific fund	Article 44 §1 (a)	Latvian Guarantee Agency, Ltd, Latvia	2009	15.95	15.95	0.00	0.00	2.09	443		443			27.39		27.39			27.39		27.39			
5	Mezzanine loans; Latvia	2007LV161PO001	specific fund	Article 44 §1 (a)	Latvian Guarantee Agency, Ltd, Latvia	2011	18.66	15.18	3.48	0.00	0.17	8	8				2.75	2.75				2.24	2.24				

TOTAL OP contributions provided	from MA to HF's	72.84	67.17	5.67	0.00	3.71				0																	
	from HF's to specific funds	23.66	21.82	1.84	0.00	3.41	76	32		44		19.43	7.17		12.26		17.92	6.61		11.31							
	from MA directly to specific funds	135.45	93.85	12.08	29.52	10.76	2143	1181	443		519	118.01	89.52	27.39	1.10	83.36	55.03	27.39							0.94		

I. Description and identification of the entities which implement FEIs						II. Amounts of OP contributions paid to FEIs (HF or specific fund)					III. Investments made by FEIs in final recipients																
1	2	3	4		5	6	7=8+9+10	8	9	10	11	12=13+14+15+16	13	14	15	16	17=18+19+20+21	18	19	20	21	22=23+24+25+26	23	24	25	26	
No.	Name of the fund	Operational Programme(s)	Type of FEI		Fund manager	Fund set-up	Amounts of OP contributions paid/comitted to the fund (HF or specific fund)	out of which			Management costs and fees	Total number of financial products offered	out of which				OP contributions invested in final recipients	out of which				SF contributions invested in final recipients	out of which				
			a) HF/specific fund	b) Article 44, §1 (a) or (b) or (c)				Structural Funds	National public co-financing	National private co-financing			loans	guarantees	equity / venture capital	other products		loan	guarantee	equity / venture capital	other product		loan	guarantee	equity / venture capital	other product	
1	JER-011 JEREMIE HOLDING FUND MALTA	2007MT161PO001	HF	-	European Investment Fund	2010	12.00	10.20	1.80	0.00	0.74																
1.1	Bank of Valletta PLC, Malta	2007MT161PO001	specific fund	Article 44 §1 (a)	Bank of Valletta PLC, Malta	2011	0.06	0.05	0.01	0.00	0.00	665		665			7.39		7.39			6.28		6.28			

TOTAL OP contributions provided	from MA to HF's	12.00	10.2	1.8	0.00	0.74		0	0	0	0																	
	from HFs to specific funds	0.06	0.05	0.01	0.00	0	665	0	665	0	0	7.39		7.39			6.28		6.28									
	from MA directly to specific funds												0		0	0												

I. Description and identification of the entities which implement FEIs					II. Amounts of OP contributions paid to FEIs (HF or specific fund)						III. Investments made by FEIs in final recipients																
1	2	3	4		5	6	7=8+9+10	8	9	10	11	12=13+14+15+16	13	14	15	16	17=18+19+20+21	18	19	20	21	22=23+24+25+26	23	24	25	26	
No.	Name of the fund	Operational Programme(s)	Type of FEI		Fund manager	Fund set-up	Amounts of OP contributions paid/comitted to the fund (HF or specific fund)	out of which			Management costs and fees	Total number of financial products offered	out of which				OP contributions invested in final recipients	out of which				SF contributions invested in final recipients	out of which				
			a) HF/specific fund	b) Article 44, §1 (a) or (b) or (c)				Structural Funds	National public co-financing	National private co-financing			loans	guarantees	equity / venture capital	other products		loan	guarantee	equity / venture capital	other product		loan	guarantee	equity / venture capital	other product	
1	HOLDINGFONDS ECONOMISCHE INVESTERINGEN DEN HAAG. VESTIGINGSPLAATS DEN HAAG.	2007NL162PO002	HF	-	Holdingsfonds Economische Investerings Den Haag	2012	4.00	3.68	0.32	0.00	0.00																
1.1	Jessica Energiefonds Den Haag (ED)	2007NL162PO002	specific fund	Article 44 §1 (c)	Stichting Stimuleringsfonds Volkshuisvesting Nederlandse Gemeenten Rechtsvorm: Stichting Vestigingsplaats: Hoevelaken		0.00	0.00	0.00	0.00	0.00	0	0	0	0		0.00	0.00	0.00	0.00		0.00	0.00	0.00	0.00		
1.2	JESSICA Fonds Ruimte en Economie Den Haag (FRED)	2007NL162PO002	specific fund	Article 44 §1 (b)	Stichting Stimuleringsfonds Volkshuisvesting Nederlandse Gemeenten Rechtsvorm: Stichting Vestigingsplaats: Hoevelaken		0.00	0.00	0.00	0.00	0.00	0	0	0	0		0.00	0.00	0.00	0.00		0.00	0.00	0.00	0.00		
2	Doorstart Technofonds Flevoland / Technofonds Flevoland BV	2007NL162PO002	specific fund	Article 44 §1 (a)	Doorstart Technofonds Flevoland / Technofonds Flevoland BV	2008	5.50	1.25	4.26	0.00	0.00	97	59		38		6.82	4.69		2.13		1.25	0.86		0.39		
3	Garantiefonds Microkredieten Amsterdam, Amsterdam	2007NL162PO002	specific fund	Article 44 §1 (a)	Dienst Werk en Inkomen van de gemeente Amsterdam	2009	1.20	0.40	0.40	0.40	0.00	26		26			0.53		0.53			0.18		0.18			
4	Gelderland voor Innovatie	2007NL162PO004	specific fund	Article 44 §1 (a)	Participatiemaatschappij Oost-Nederland N.V., Arnhem	2009	8.45	2.10	1.05	5.31	0.26	63	59	4			3.07	2.97	0.10			2.03	1.98	0.05			
5	Innovatiefonds Oost-Nederland 2008-2015	2007NL162PO004	specific fund	Article 44 §1 (a)	Participatiemaatschappij Oost Nederland N.V., Arnhem	2009	35.71	6.14	7.50	22.07	0.00	49	21		28		17.23	4.41		12.82		6.14	1.57		4.57		
6	Interestsubsidieregeling Energiebesparing Bestaande Bouw particulieren 2013 - 2015, Noord-Nederland, Provincie Drenthe te Assen	2007NL162PO001	specific fund	Article 44 §1 (c)	Provincie Drenthe, publiekrechtelijke instelling, Assen	2013	0.00	0.00	0.00	0.00	0.00	51	51				0.32	0.32				0.16	0.16				
7	Startersfonds Den Haag, Den Haag	2007NL162PO002	specific fund	Article 44 §1 (a)	Stichting Microkrediet Nederland h/o Qredits	2009	2.40	1.20	1.20	0.00	0.23	20	20				1.12	1.12				0.56	0.56				

TOTAL OP contributions provided	from MA to HF's	4.00	3.68	0.32	0.00	0					0																
	from HF's to specific funds	0.00	0	0	0.00	0	0	0	0	0	0	0	0	0	0	0	0.00	0.00	0.00	0.00		0.00	0.00	0.00	0.00		
	from MA directly to specific funds	53.26	11.08	14.40	27.78	0.50	306	210	30	66	0	29.09	13.51	0.63	14.95							10.31	5.13	0.23	4.96		

I. Description and identification of the entities which implement FEIs						II. Amounts of OP contributions paid to FEIs (HF or specific fund)					III. Investments made by FEIs in final recipients																
1	2	3	4		5	6	7=8+9+10	8	9	10	11	12=13+14+15+16	13	14	15	16	17=18+19+20+21	18	19	20	21	22=23+24+25+26	23	24	25	26	
No.	Name of the fund	Operational Programme(s)	Type of FEI		Fund manager	Fund set-up	Amounts of OP contributions paid/committed to the fund (HF or specific fund)	out of which			Management costs and fees	Total number of financial products offered	out of which				OP contributions invested in final recipients	out of which				SF contributions invested in final recipients	out of which				
			a) HF/specific fund	b) Article 44, §1 (a) or (b) or (c)				Structural Funds	National public co-financing	National private co-financing			loans	guarantees	equity / venture capital	other products		loan	guarantee	equity / venture capital	other product		loan	guarantee	equity / venture capital	other product	
1	BANK GOSPODARSTWA KRAJOWEGO, WARSZAWA	2007PL051PO001	HF	-	Bank Gospodarstwa Krajowego, Warszawa	2012	7.23	6.14	1.08	0.00	0.10																
1.1	ES Fundusz, Warszawa	2007PL051PO001	specific fund	Article 44 §1 (a)	Towarzystwo Inwestycji Społeczno-Ekonomicznych S.A., Warszawa	2013	4.02	3.41	0.60	0.00	0.00	14	14					0.25	0.25				0.21	0.21			
2	BANK GOSPODARSTWA KRAJOWEGO (BGK), WARSZAWA	2007PL161PO003	HF	-	Bank Gospodarstwa Krajowego, Warszawa	2009	49.11	42.66	6.45	0.00	1.21																
2.1	Fundusz poręczeniowy - Podkarpacki Fundusz Poręczeń Kredytowych, Rzeszów	2007PL161PO003	specific fund	Article 44 §1 (a)	Podkarpacki Fundusz Poręczeń Kredytowych, Rzeszów	2011	2.45	2.08	0.37	0.00	0.11	97		97				2.45		2.45			2.08		2.08		
2.2	Fundusz poręczeniowy - Warmińsko-Mazurski Fundusz "Poręczenia Kredytowe", Olsztyn	2007PL161PO003	specific fund	Article 44 §1 (a)	Warmińsko-Mazurski Fundusz "Poręczenia Kredytowe", Olsztyn (II umowa)	2011	2.20	1.87	0.33	0.00	0.09	106		106				2.20		2.20			1.87		1.87		
						2012	2.45	2.08	0.37	0.00	0.06	23		23				2.45		2.45			2.08		2.08		
2.3	Fundusz pożyczkowy - Agencja Rozwoju Regionalnego "MARR" S.A., Mielec	2007PL161PO003	specific fund	Article 44 §1 (a)	Agencja Rozwoju Regionalnego "MARR" S.A., Mielec	2012	1.47	1.25	0.22	0.00	0.04	53	53					1.47	1.47				1.25	1.25			
2.4	Fundusz pożyczkowy - Bilgorajska Agencja Rozwoju Regionalnego, Bilgoraj	2007PL161PO003	specific fund	Article 44 §1 (a)	Bilgorajska Agencja Rozwoju Regionalnego, Bilgoraj	2012	0.48	0.41	0.07	0.00	0.02	12	12					0.36	0.36				0.31	0.31			
2.5	Fundusz pożyczkowy - Działdowska Agencja Rozwoju, Działdowo	2007PL161PO003	specific fund	Article 44 §1 (a)	Działdowska Agencja Rozwoju, Działdowo	2012	2.09	1.78	0.31	0.00	0.07	79	79					1.66	1.66				1.41	1.41			
2.6	Fundusz pożyczkowy - Fundacja Rozwoju Regionu Łukta, Łukta	2007PL161PO003	specific fund	Article 44 §1 (a)	Fundacja Rozwoju Regionu Łukta, Łukta	2012	1.22	1.04	0.18	0.00	0.03	31	31					0.73	0.73				0.62	0.62			
2.7	Fundusz pożyczkowy - Fundacja Wspierania Przedsiębiorczości Regionalnej, Goldap	2007PL161PO003	specific fund	Article 44 §1 (a)	Fundacja Wspierania Przedsiębiorczości Regionalnej, Goldap	2013	0.67	0.57	0.10	0.00	0.00	0	0					0.00	0.00				0.00	0.00			
2.8	Fundusz pożyczkowy - Fundacja Wspomagania Wsi, Warszawa	2007PL161PO003	specific fund	Article 44 §1 (a)	Fundacja Wspomagania Wsi, Warszawa	2012	1.84	1.56	0.28	0.00	0.06	318	318					1.58	1.58				1.35	1.35			
2.9	Fundusz pożyczkowy - IDEA BANK, Warszawa	2007PL161PO003	specific fund	Article 44 §1 (a)	IDEA BANK, Warszawa	2012	2.44	2.07	0.37	0.00	0.01	152	152					2.44	2.44				2.07	2.07			
2.10	Fundusz pożyczkowy - Inicjatywa Mikro, Kraków	2007PL161PO003	specific fund	Article 44 §1 (a)	Inicjatywa Mikro, Kraków	2012	2.45	2.08	0.37	0.00	0.07	192	192					2.45	2.45				2.08	2.08			
2.11	Fundusz pożyczkowy - Koneckie Stowarzyszenie Wspierania Przedsiębiorczości, Końskie	2007PL161PO003	specific fund	Article 44 §1 (a)	Koneckie Stowarzyszenie Wspierania Przedsiębiorczości, Końskie	2013	2.45	2.08	0.37	0.00	0.06	60	60					2.08	2.08				1.76	1.76			
2.12	Fundusz pożyczkowy - Lubelska Fundacja Rozwoju, Lublin	2007PL161PO003	specific fund	Article 44 §1 (a)	Lubelska Fundacja Rozwoju, Lublin	2012	2.45	2.08	0.37	0.00	0.12	123	123					2.06	2.06				1.75	1.75			
2.13	Fundusz pożyczkowy - Podlaska Fundacja Rozwoju Regionalnego, Białystok	2007PL161PO003	specific fund	Article 44 §1 (a)	Podlaska Fundacja Rozwoju Regionalnego, Białystok	2012	0.46	0.40	0.07	0.00	0.01	13	13					0.29	0.29				0.24	0.24			
2.14	Fundusz pożyczkowy - Polska Fundacja Wspomagania Rozwoju Gospodarczego OIC Poland, Lublin	2007PL161PO003	specific fund	Article 44 §1 (a)	Polska Fundacja Wspomagania Rozwoju Gospodarczego OIC Poland, Lublin	2013	0.00	0.00	0.00	0.00	0.00	0	0					0.00	0.00				0.00	0.00			
2.15	Fundusz pożyczkowy - Pomorski Fundusz Pożyczkowy Sp. z o.o., Gdańsk	2007PL161PO003	specific fund	Article 44 §1 (a)	Pomorski Fundusz Pożyczkowy Sp. z o.o., Gdańsk	2013	0.48	0.41	0.07	0.00	0.00	0	0					0.00	0.00				0.00	0.00			
2.16	Fundusz pożyczkowy - Regionalna Izba Gospodarcza w Stalowej Woli, Stalowa Wola	2007PL161PO003	specific fund	Article 44 §1 (a)	Regionalna Izba Gospodarcza w Stalowej Woli, Stalowa Wola	2012	1.09	0.92	0.16	0.00	0.03	37	37					1.09	1.09				0.93	0.93			
2.17	Fundusz pożyczkowy - Towarzystwo Inicjatyw Społeczno-Ekonomicznych, Warszawa	2007PL161PO003	specific fund	Article 44 §1 (a)	Towarzystwo Inicjatyw Społeczno-Ekonomicznych, Warszawa	2012	2.45	2.08	0.37	0.00	0.07	45	45					1.52	1.52				1.30	1.30			

I. Description and identification of the entities which implement FEIs						II. Amounts of OP contributions paid to FEIs (HF or specific fund)					III. Investments made by FEIs in final recipients																
1	2	3	4		5	6	7=8+9+10	8	9	10	11	12=13+14+15+16	13	14	15	16	17=18+19+20+21	18	19	20	21	22=23+24+25+26	23	24	25	26	
No.	Name of the fund	Operational Programme(s)	Type of FEI		Fund manager	Fund set-up	Amounts of OP contributions paid/comitted to the fund (HF or specific fund)	out of which			Management costs and fees	Total number of financial products offered	out of which				OP contributions invested in final recipients	out of which				SF contributions invested in final recipients	out of which				
			a) HF/specific fund	b) Article 44, §1 (a) or (b) or (c)				Structural Funds	National public co-financing	National private co-financing			loans	guarantees	equity / venture capital	other products		loan	guarantee	equity / venture capital	other product		loan	guarantee	equity / venture capital	other product	
2.18	Fundusz pożyczkowy - Warmińsko-Mazurska Agencja Rozwoju Regionalnego S.A., Olsztyn	2007PL161PO003	specific fund	Article 44 §1 (a)	Warmińsko-Mazurska Agencja Rozwoju Regionalnego S.A., Olsztyn	2013	0.00	0.00	0.00	0.00	0.00	0	0				0.00	0.00				0.00	0.00				
3	BANK GOSPODARSTWA KRAJOWEGO, WARSZAWA	2007PL161PO011	HF	-	Bank Gospodarstwa Krajowego, Warszawa	2012	15.00	7.50	7.50	0.00	0.40																
3.1	FM Bank PBP S.A., Warszawa	2007PL161PO011	specific fund	Article 44 §1 (a)	FM Bank PBP S.A., Warszawa	2013	0.00	0.00	0.00	0.00	0.00						2.51		2.51			1.25		1.25			
3.2	Fundacja na rzecz Rozwoju Polskiego Rolnictwa, Warszawa	2007PL161PO011	specific fund	Article 44 §1 (a)	Fundacja na rzecz Rozwoju Polskiego Rolnictwa, Warszawa	2013	0.00	0.00	0.00	0.00	0.00						1.20		1.20			0.60		0.60			
3.3	Idea Bank S.A., Warszawa	2007PL161PO011	specific fund	Article 44 §1 (a)	Idea Bank S.A., Warszawa	2013	2.38	1.19	1.19	0.00	0.00						2.06	2.06				1.03	1.03				
3.4	Inicjatywa Mikro Sp. z o.o., Kraków	2007PL161PO011	specific fund	Article 44 §1 (a)	Inicjatywa Mikro Sp. z o.o., Kraków	2013	0.00	0.00	0.00	0.00	0.00						0.00		0.00			0.00		0.00			
3.5	Koneckie Stowarzyszenie Wspierania Przedsiębiorczości, Końskie	2007PL161PO011	specific fund	Article 44 §1 (a)	Koneckie Stowarzyszenie Wspierania Przedsiębiorczości, Końskie	2013	0.36	0.18	0.18	0.00	0.00						0.17	0.17				0.09	0.09				
3.6	Mazowiecki Regionalny Fundusz Pożyczkowy Sp. z o.o., Warszawa	2007PL161PO011	specific fund	Article 44 §1 (a)	Mazowiecki Regionalny Fundusz Pożyczkowy Sp. z o.o., Warszawa	2013	0.36	0.18	0.18	0.00	0.00						0.00	0.00				0.00	0.00				
3.7	POLFUND Fundusz Poręczeń Kredytowych S.A., Szczecin	2007PL161PO011	specific fund	Article 44 §1 (a)	POLFUND Fundusz Poręczeń Kredytowych S.A., Szczecin	2013	0.00	0.00	0.00	0.00	0.00						0.16		0.16			0.08		0.08			
3.8	Poręczenia Kredytowe Sp. z o.o., Warszawa	2007PL161PO011	specific fund	Article 44 §1 (a)	Poręczenia Kredytowe Sp. z o.o., Warszawa	2013	0.64	0.32	0.32	0.00	0.00						0.18	0.18				0.09	0.09				
3.9	TISE S.A., Warszawa	2007PL161PO011	specific fund	Article 44 §1 (a)	TISE S.A., Warszawa	2013	1.18	0.59	0.59	0.00	0.02						0.77	0.77				0.38	0.38				
4	DOLNOŚLĄSKI FUNDUSZ POWIERNICZY	2007PL161PO005	HF	-	Bank Gospodarstwa Krajowego, Warszawa	2009	99.27	99.27	0.00	0.00	2.54																
4.1	Poręczenie portfelowe Banku Polskiej Spółdzielczości S.A. (konkurs 3.1/2011/DFP)	2007PL161PO005	specific fund	Article 44 §1 (a)	Bank Polskiej Spółdzielczości S.A., ul. Płocka 9/11b, 01-231 Warszawa	2012	1.83	1.83	0.00	0.00	0.05	79		79			1.83		1.83			1.83		1.83			
4.2	Poręczenie portfelowe FM Banku S.A. (konkurs 3.1/2011/DFP and konkurs 3.2/2012/DFP)	2007PL161PO005	specific fund	Article 44 §1 (a)	FM Bank S.A., ul. Sołec 38, 00-394 Warszawa	2012	1.90	1.90	0.00	0.00	0.05	342		342			1.90		1.90			1.90		1.90			
						2013	1.04	1.04	0.00	0.00	0.00	249		249			0.55		0.55			0.55		0.55			
4.3	Poręczenie portfelowe Inicjatywy Mikro sp. z o.o. (konkurs 3.2/2012/DFP)	2007PL161PO005	specific fund	Article 44 §1 (a)	Inicjatywa Mikro sp. z o.o., Aleja Krasińskiego 11a, 31-111 Kraków	2013	0.31	0.31	0.00	0.00	0.00	15		15			0.03		0.03			0.03		0.03			
4.4	Pożyczka globalna Agencji Leasingu i Finansów S.A.	2007PL161PO005	specific fund	Article 44 §1 (a)	Agencja Leasingu i Finansów S.A., ul. Piłsudskiego 13, 50-048 Wrocław	2013	1.22	1.22	0.00	0.00	0.02	26	26				0.79	0.79				0.79	0.79				
						2013	0.45	0.45	0.00	0.00	0.00	19	19				0.45	0.45				0.45	0.45				
4.5	Pożyczka globalna Agencji Rozwoju Regionalnego "AGROREG" S.A. konkurs 2.1/2010/DFP	2007PL161PO005	specific fund	Article 44 §1 (a)	Agencja Rozwoju Regionalnego "AGROREG" S.A., ul. Kłodzka 27, 57-402 Nowa Ruda	2011	1.96	1.96	0.00	0.00	0.16	83	83				1.96	1.96				1.96	1.96				
						2011	2.45	2.45	0.00	0.00	0.14	119	119				2.45	2.45				2.45	2.45				
						2012	3.67	3.67	0.00	0.00	0.06	50	50				2.75	2.75				2.75	2.75				
						2013	1.04	1.04	0.00	0.00	0.00	7	7				0.35	0.35				0.35	0.35				
4.6	Pożyczka globalna Agencji Rozwoju Regionalnego ARLEG S.A. (konkurs 2.4/2013/DFP)	2007PL161PO005	specific fund	Article 44 §1 (a)	Agencja Rozwoju Regionalnego ARLEG S.A., ul. Rataja 26, 59-220 Wrocław	2013	0.24	0.24	0.00	0.00	0.00	6	6				0.20	0.20				0.20	0.20				
4.7	Pożyczka globalna Banku Spółdzielczego w Trzebnicy (konkurs 2.2/2011/DFP)	2007PL161PO005	specific fund	Article 44 §1 (a)	Bank Spółdzielczy w Trzebnicy, ul. Prusicka 1, 55-100 Trzebnica	2012	0.27	0.27	0.00	0.00	0.01	13	13				0.18	0.18				0.18	0.18				
4.8	Pożyczka globalna Dolnośląskiego Funduszu Gospodarczego Pożyczki sp. z o.o. (konkurs 2.3/2013/DFP)	2007PL161PO005	specific fund	Article 44 §1 (a)	Dolnośląski Fundusz Gospodarczy Pożyczki sp. z o.o., Wita Stwosza 3, 50-148 Wrocław	2013	2.55	2.55	0.00	0.00	0.10	67	67				2.20	2.20				2.20	2.20				

I. Description and identification of the entities which implement FEIs						II. Amounts of OP contributions paid to FEIs (HF or specific fund)					III. Investments made by FEIs in final recipients																			
1	2	3	4		5	6	7=8+9+10	8	9	10	11	12=13+14+15+16	13	14	15	16	17=18+19+20+21	18	19	20	21	22=23+24+25+26	23	24	25	26				
No.	Name of the fund	Operational Programme(s)	Type of FEI		Fund manager	Fund set-up	Amounts of OP contributions paid/comitted to the fund (HF or specific fund)	out of which			Management costs and fees	Total number of financial products offered	out of which				OP contributions invested in final recipients	out of which				SF contributions invested in final recipients	out of which							
			a) HF/specific fund	b) Article 44, §1 (a) or (b) or (c)				Structural Funds	National public co-financing	National private co-financing			loans	guarantees	equity / venture capital	other products		loan	guarantee	equity / venture capital	other product		loan	guarantee	equity / venture capital	other product				
4.9	Pożyczka globalna Funduszu Regionu Wałbrzyskiego	2007PL161PO005	specific fund	Article 44 §1 (a)	Fundusz Regionu Wałbrzyskiego, ul. Limanowskiego 15, 58-300 Wałbrzych	2010	2.45	2.45	0.00	0.00	0.18	136	136					2.45	2.45				2.45	2.45						
						2011	3.67	3.67	0.00	0.00	0.19	171	171												3.67	3.67				
						2012	4.89	4.89	0.00	0.00	0.12	145	145													4.89	4.89			
						2013	4.40	4.40	0.00	0.00	0.03	93	93														3.82	3.82		
4.10	Pożyczka globalna IDEA Bank S.A.	2007PL161PO005	specific fund	Article 44 §1 (a)	IDEA Bank S.A., ul. Przyokopowa 33, 01-208 Warszawa	2013	7.34	7.34	0.00	0.00	0.01	269	269					7.27	7.27				7.27	7.27						
							3.67	3.67	0.00	0.00	0.00	68	68														1.88	1.88		
4.11	Pożyczka globalna IKB Leasing Polska sp. z o.o.	2007PL161PO005	specific fund	Article 44 §1 (a)	IKB Leasing Polska sp z o.o., Pl. Andersa 3, 61-894 Poznań	2012	1.47	1.47	0.00	0.00	0.12	31	31					1.32	1.32				1.32	1.32						
						2013	0.07	0.07	0.00	0.00	0.00	2	2													0.03	0.03			
4.12	Pożyczka globalna Inicjatywy Mikro sp. z o.o. (konkurs 2.3/2012/DFP)	2007PL161PO005	specific fund	Article 44 §1 (a)	Inicjatywa Mikro Sp. z o.o., Aleja Krasińskiego 11a, 31-111 Kraków	2013	0.45	0.45	0.00	0.00	0.01	11	11					0.12	0.12				0.12	0.12						
4.13	Pożyczka globalna Karkonoskiej Agencji Rozwoju Regionalnego S.A.	2007PL161PO005	specific fund	Article 44 §1 (a)	Karkonoska Agencja Rozwoju Regionalnego S.A., ul. 1 Maja 27, 58-500 Jelenia Góra	2012	2.46	2.46	0.00	0.00	0.10	90	90					2.46	2.46				2.46	2.46						
						2013	2.45	2.45	0.00	0.00	0.02	54	54													1.84	1.84			
4.14	Pożyczka globalna Polskiej Fundacji Przedsiębiorczości	2007PL161PO005	specific fund	Article 44 §1 (a)	Polska Fundacja Przedsiębiorczości, ul. Monte Cassino 32, 70-466 Szczecin	2011	2.45	2.45	0.00	0.00	0.17	111	111					2.45	2.45				2.45	2.45						
						2012	4.89	4.89	0.00	0.00	0.21	179	179													4.67	4.67			
						2013	1.96	1.96	0.00	0.00	0.01	12	12													0.68	0.68			
4.15	Pożyczka globalna Sudeckiego Stowarzyszenia Inicjatyw Gospodarczych	2007PL161PO005	specific fund	Article 44 §1 (a)	Sudeckie Stowarzyszenie Inicjatyw Gospodarczych, Al. Niepodległości 14, 58-100 Świdnica	2010	0.37	0.37	0.00	0.00	0.03	31	31					0.37	0.37				0.37	0.37						
						2011	0.73	0.73	0.00	0.00	0.04	38	38												0.73	0.73				
						2012	1.47	1.47	0.00	0.00	0.05	59	59													1.47	1.47			
						2013	0.49	0.49	0.00	0.00	0.00	12	12													0.40	0.40			
4.16	Reporeczenie Dolnośląskiego Funduszu Gospodarczego sp. z o.o.	2007PL161PO005	specific fund	Article 44 §1 (a)	Dolnośląski Fundusz Gospodarczy sp z o.o., ul Wita Stwosza 3, 50-148 Wrocław	2011	3.67	3.67	0.00	0.00	0.21	161		161				3.67		3.67			3.67		3.67					
						2013	4.89	4.89	0.00	0.00	0.10	96		96								3.50		3.50			3.50		3.50	
4.17	Reporeczenie Funduszu Poręczeń Kredytowych POLFUND S.A. (konkurs 1.2/2012/DFP)	2007PL161PO005	specific fund	Article 44 §1 (a)	Fundusz Poręczeń Kredytowych POLFUND S.A., ul. Monte Cassino 32, 70-466 Szczecin	2013	0.98	0.98	0.00	0.00	0.00	3		3			0.06		0.06			0.06		0.06						
4.18	Reporeczenie Funduszu Poręczeń Kredytowych Powiatu Dzierżoniowskiego sp. z o.o.	2007PL161PO005	specific fund	Article 44 §1 (a)	Fundusz Poręczeń Kredytowych Powiatu Dzierżoniowskiego sp. z o.o., ul. Batalionów Chłopskich 19, 58-200 Dzierżoniów	2010	0.61	0.61	0.00	0.00	0.03	64		64				0.61		0.61			0.61		0.61					
						2013	0.31	0.31	0.00	0.00	0.00	34		34								0.13		0.13			0.13		0.13	
4.19	Reporeczenie Funduszu Poręczeń Kredytowych sp. z o.o. w Jeleniej Górze	2007PL161PO005	specific fund	Article 44 §1 (a)	Fundusz Poręczeń Kredytowych sp. z o.o. w Jeleniej Górze, ul. 1-go Maja 27, 58-500 Jelenia Góra	2010	1.08	1.08	0.00	0.00	0.05	51		51				1.08		1.08			1.08		1.08					
						2013	0.61	0.61	0.00	0.00	0.01	13		13								0.11		0.11			0.11		0.11	
5	EUROPEAN INVESTMENT BANK	2007PL161PO011	HF	-	European Investment Bank	2011	35.33	30.03	5.30	0.00	0.75																			
5.1	Bank Gospodarstwa Krajowego, Warszawa	2007PL161PO011	specific fund	Article 44 §1 (b)	Bank Gospodarstwa Krajowego, Warszawa	2012	34.17	29.04	5.12	0.00	0.56	0	0					0.00	0.00				0.00	0.00						
6	FUNDUSZ POWIERNICZY JEREMIE WOJEWÓDZTWA POMORSKIEGO, WARSZAWA	2007PL161PO015	HF	-	Bank Gospodarstwa Krajowego, Warszawa	2009	70.32	52.74	17.58		2.29																			

I. Description and identification of the entities which implement FEIs						II. Amounts of OP contributions paid to FEIs (HF or specific fund)					III. Investments made by FEIs in final recipients																	
1	2	3	4		5	6	7=8+9+10	8	9	10	11	12=13+14+15+16	13	14	15	16	17=18+19+20+21	18	19	20	21	22=23+24+25+26	23	24	25	26		
No.	Name of the fund	Operational Programme(s)	Type of FEI		Fund manager	Fund set-up	Amounts of OP contributions paid/comitted to the fund (HF or specific fund)	out of which			Management costs and fees	Total number of financial products offered	out of which				OP contributions invested in final recipients	out of which				SF contributions invested in final recipients	out of which					
			a) HF/specific fund	b) Article 44, §1 (a) or (b) or (c)				Structural Funds	National public co-financing	National private co-financing			loans	guarantees	equity / venture capital	other products		loan	guarantee	equity / venture capital	other product		loan	guarantee	equity / venture capital	other product		
6.1	Bank Spółdzielczy w Czersku, Czersk	2007PL161PO015	specific fund	Article 44 §1 (a)	Bank Spółdzielczy w Czersku, Czersk	2013	1.71	1.28	0.43	0.00	0.04						1.10	1.10				0.83	0.83					
						2012	1.22	0.92	0.31	0.00	0.07										0.92	0.92				0.69	0.69	
6.2	Black Rose Finance Sp z o.o.	2007PL161PO015	specific fund	Article 44 §1 (a)	Black Rose Finance Sp z o.o.	2013	0.49	0.37	0.12	0.00	0.00						0.40	0.40				0.30	0.30					
6.3	FM Bank S.A., Warszawa	2007PL161PO015	specific fund	Article 44 §1 (a)	FM Bank S.A., Warszawa	2012	1.27	0.95	0.32	0.00	0.04	220		220			1.29		1.29				0.97		0.97			
						2013	1.96	1.47	0.49	0.00	0.00	138		138			0.66		0.66						0.49		0.49	
6.4	Idea Bank S.A.	2007PL161PO015	specific fund	Article 44 §1 (a)	Idea Bank S.A.	2013	2.45	1.84	0.61	0.00	0.00						2.39	2.39				1.79	1.79					
6.5	IKB Leasing Polska Sp. z o.o., Poznan	2007PL161PO015	specific fund	Article 44 §1 (a)	IKB Leasing Polska Sp. z o.o., Poznan	2012	1.22	0.92	0.31	0.00	0.12						0.88	0.88				0.66	0.66					
6.6	Inicjatywa Mikro Sp. z o.o.	2007PL161PO015	specific fund	Article 44 §1 (a)	Inicjatywa Mikro Sp. z o.o.	2013	0.91	0.68	0.23	0.00	0.01						0.38	0.38				0.28	0.28					
6.7	Kaszubski Fundusz Przedsiębiorczości S.A.	2007PL161PO015	specific fund	Article 44 §1 (a)	Kaszubski Fundusz Przedsiębiorczości S.A.	2013	0.73	0.55	0.18	0.00	0.01						0.35	0.35				0.26	0.26					
6.8	POLFUND Fundusz Poręczeń Kredytowych S.A.	2007PL161PO015	specific fund	Article 44 §1 (a)	POLFUND Fundusz Poręczeń Kredytowych S.A.	2013	1.71	1.28	0.43	0.00	0.00	7		7			0.25		0.25			0.19		0.19				
6.9	Polska Fundacja Przedsiębiorczości, Szczecin	2007PL161PO015	specific fund	Article 44 §1 (a)	Polska Fundacja Przedsiębiorczości, Szczecin	2010	2.20	1.65	0.55	0.00	0.16						2.20	2.20				1.65	1.65					
						2012	4.89	3.67	1.22	0.00	0.27					4.89	4.89				3.67	3.67						
						2013	0.73	0.55	0.18	0.00	0.00					0.55	0.55				0.41	0.41						
6.10	Pomorski Fundusz Pożyczkowy Sp. z o.o., Gdansk	2007PL161PO015	specific fund	Article 44 §1 (a)	Pomorski Fundusz Pożyczkowy Sp. z o.o., Gdansk	2010	1.22	0.92	0.31	0.00	0.10						1.22	1.22				0.92	0.92					
						2011	4.89	3.67	1.22	0.00	0.28					4.89	4.89				3.67	3.67						
						2012	7.34	5.51	1.84	0.00	0.19					7.34	7.34				5.51	5.51						
6.11	Pomorski Regionalny Fundusz Poręczeń Kredytowych Sp. z o.o., Gdansk	2007PL161PO015	specific fund	Article 44 §1 (a)	Pomorski Regionalny Fundusz Poręczeń Kredytowych Sp. z o.o., Gdansk	2010	2.94	2.20	0.73	0.00	0.33	294		294			2.94		2.94				2.20		2.20			
						2012	0.69	0.51	0.17	0.00	0.05	63		63			0.69		0.69				0.51		0.51			
						2012	0.98	0.73	0.24	0.00	0.01	11		11			0.16		0.16				0.12		0.12			
						2012	2.94	2.20	0.73	0.00	0.06	169		169			2.94		2.94				2.20		2.20			

I. Description and identification of the entities which implement FEIs						II. Amounts of OP contributions paid to FEIs (HF or specific fund)					III. Investments made by FEIs in final recipients															
1	2	3	4		5	6	7=8+9+10	8	9	10	11	12=13+14+15+16	13	14	15	16	17=18+19+20+21	18	19	20	21	22=23+24+25+26	23	24	25	26
No.	Name of the fund	Operational Programme(s)	Type of FEI		Fund manager	Fund set-up	Amounts of OP contributions paid/comitted to the fund (HF or specific fund)	out of which			Management costs and fees	Total number of financial products offered	out of which				OP contributions invested in final recipients	out of which				SF contributions invested in final recipients	out of which			
			a) HF/specific fund	b) Article 44, §1 (a) or (b) or (c)				Structural Funds	National public co-financing	National private co-financing			loans	guarantees	equity / venture capital	other products		loan	guarantee	equity / venture capital	other product		loan	guarantee	equity / venture capital	other product
6.12	Regionalne Towarzystwo Inwestycyjne S.A., Dzierzgon	2007PL161PO015	specific fund	Article 44 §1 (a)	Regionalne Towarzystwo Inwestycyjne S.A., Dzierzgon	2012	0.49	0.37	0.12	0.00	0.03	44		44			0.49		0.49			0.37		0.37		
						2013	0.61	0.46	0.15	0.00	0.01	23		23			0.42		0.42			0.31		0.31		
						2013	2.45	1.84	0.61	0.00	0.04						2.45	2.45				1.84	1.84			
6.13	Stowarzyszenie „Centrum Rozwoju Ekonomicznego Pasłęka”	2007PL161PO015	specific fund	Article 44 §1 (a)	Stowarzyszenie „Centrum Rozwoju Ekonomicznego Pasłęka”	2013	1.47	1.10	0.37	0.00	0.03					0.64	0.64			0.48	0.48					
6.14	Towarzystwo Inwestycji Społeczno-Ekonomicznych S.A.	2007PL161PO015	specific fund	Article 44 §1 (a)	Towarzystwo Inwestycji Społeczno-Ekonomicznych S.A.	2013	2.64	1.98	0.66	0.00	0.09					2.57	2.57			1.93	1.93					
6.15	Towarzystwo Rozwoju Powiśla, Dzierzgon	2007PL161PO015	specific fund	Article 44 §1 (a)	Towarzystwo Rozwoju Powiśla, Dzierzgon	2012	0.49	0.37	0.12	0.00	0.02					0.05	0.05			0.04	0.04					
						2013	1.22	0.92	0.31	0.00	0.00					1.22	1.22				0.92	0.92				
7	FUNDUSZ POWIERNICZY JESSICA	2007PL161PO016	HF	-	European Investment Bank	2009	35.46	26.60	8.87		2.21															
		2007PL161PO019				2010	62.83	53.41	9.43	0.00	2.82															
7.1	Bank Ochrony Środowiska S.A. ul. Żelazna 32, 00-832 Warszawa	2007PL161PO016	specific fund	Article 44 §1 (b)	Bank Ochrony Środowiska SA, Warszawa	2010	15.04	11.28	3.76	0.00	0.95					3.12	3.12			2.34	2.34					
		2007PL161PO019				2011	63.22	53.74	9.48	0.00	1.42	15	15			12.71	12.71			10.80	10.80					
7.2	Bank Zachodni WBK SA, Wrocław	2007PL161PO016	specific fund	Article 44 §1 (b)	Bank Zachodni WBK SA, Wrocław	2011	18.44	13.83	4.61	0.00	1.09					3.77	3.77			2.83	2.83					
8	JEREMIE HOLDING FUND FOR WIELKOPOLSKA REGION - BANK GOSPODARSTWA KRAJOWEGO, WARSZAWA	2007PL161PO017	HF	-	Bank Gospodarstwa Krajowego, Warszawa	2009	121.75	91.31	30.44	0.00	3.33															
8.1	Agencja Rozwoju Regionalnego S.A w Koninie, Konin	2007PL161PO017	specific fund	Article 44 §1 (a)	Agencja Rozwoju Regionalnego S.A w Koninie, Konin	2012	0.73	0.55	0.18	0.00	0.03	53	53			0.73	0.73			0.55	0.55					
8.2	FM Bank S.A., Warszawa	2007PL161PO017	specific fund	Article 44 §1 (a)	FM Bank S.A., Warszawa	2012	4.08	3.06	1.02	0.00	0.06	327		327			3.82		3.82		2.87		2.87			
8.3	Fundacja Kaliski Inkubator Przedsiębiorczości, Kalisz	2007PL161PO017	specific fund	Article 44 §1 (a)	Fundacja Kaliski Inkubator Przedsiębiorczości, Kalisz	2010	0.49	0.36	0.12	0.00	0.04	30	30			0.49	0.49			0.36	0.36					
						2011	0.73	0.55	0.18	0.00	0.04	30	30			0.73	0.73			0.55	0.55					
						2013	0.00	0.00	0.00	0.00	0.00	0	0			0.00	0.00			0.00	0.00					
8.4	Fundusz Rozwoju i Promocji Województwa Wielkopolskiego S.A., Poznań	2007PL161PO017	specific fund	Article 44 §1 (a)	Fundusz Rozwoju i Promocji Województwa Wielkopolskiego S.A., Poznań	2010	7.29	5.46	1.82	0.00	0.34	352		352			7.29		7.29		5.46		5.46			
						2012	7.29	5.46	1.82	0.00	0.18	137		137			7.29		7.29		5.46		5.46			
						2012	9.71	7.29	2.43	0.00	0.18	238		238			9.71		9.71		7.29		7.29			
						2013	9.71	7.29	2.43	0.00	0.00	36		36			1.73		1.73		1.30		1.30			
8.5	IKB Leasing Polska Sp. z o.o., Poznań	2007PL161PO017	specific fund	Article 44 §1 (a)	IKB Leasing Polska Sp. z o.o., Poznań	2012	2.91	2.19	0.73	0.00	0.16	58	58			2.81	2.81			2.11	2.11					
8.6	Jarociński Fundusz Poręczeń Kredytowych Sp. z o.o., Jarocin	2007PL161PO017	specific fund	Article 44 §1 (a)	Jarociński Fundusz Poręczeń Kredytowych Sp. z o.o., Jarocin	2010	0.25	0.19	0.06	0.00	0.02	16		16			0.25		0.25		0.19		0.19			
						2013	0.00	0.00	0.00	0.00	0.00	0		0			0.00		0.00		0.00		0.00			

I. Description and identification of the entities which implement FEIs						II. Amounts of OP contributions paid to FEIs (HF or specific fund)					III. Investments made by FEIs in final recipients																			
1	2	3	4		5	6	7=8+9+10	8	9	10	11	12=13+14+15+16	13	14	15	16	17=18+19+20+21	18	19	20	21	22=23+24+25+26	23	24	25	26				
No.	Name of the fund	Operational Programme(s)	Type of FEI		Fund manager	Fund set-up	Amounts of OP contributions paid/committed to the fund (HF or specific fund)	out of which			Management costs and fees	Total number of financial products offered	out of which				OP contributions invested in final recipients	out of which				SF contributions invested in final recipients	out of which							
			a) HF/specific fund	b) Article 44, §1 (a) or (b) or (c)				Structural Funds	National public co-financing	National private co-financing			loans	guarantees	equity / venture capital	other products		loan	guarantee	equity / venture capital	other product		loan	guarantee	equity / venture capital	other product				
8.7	Konsorcjum w składzie: ECDF Spółka z ograniczoną odpowiedzialnością Sp. K. i Towarzystwo Inwestycji Społeczno - Ekonomicznych S.A., Poznań	2007PL161PO017	specific fund	Article 44 §1 (a)	Konsorcjum w składzie: ECDF Spółka z ograniczoną odpowiedzialnością Sp. K. i Towarzystwo Inwestycji Społeczno - Ekonomicznych S.A., Poznań	2012	3.27	2.46	0.82	0.00	0.23	98	98				3.19	3.19				2.39	2.39							
8.8	Konsorcjum w składzie: Unia Gospodarcza Regionu Śremskiego - Śremski Ośrodek Wspierania Małej Przedsiębiorczości i Cech Rzemiosł Różnych, Śrem	2007PL161PO017	specific fund	Article 44 §1 (a)	Konsorcjum w składzie: Unia Gospodarcza Regionu Śremskiego - Śremski Ośrodek Wspierania Małej Przedsiębiorczości i Cech Rzemiosł Różnych, Śrem	2012	0.49	0.37	0.12	0.00	0.02	28	28				0.43	0.43				0.32	0.32							
8.9	Polska Fundacja Przedsiębiorczości, Szczecin	2007PL161PO017	specific fund	Article 44 §1 (a)	Polska Fundacja Przedsiębiorczości, Szczecin	2010	1.21	0.91	0.30	0.00	0.09	58	58				1.21	1.21				0.91	0.91							
						2011	7.29	5.46	1.82	0.00	0.33	266	266				7.29	7.29				5.46	5.46							
						2013	1.94	1.46	0.49	0.00	0.03	8	8				0.41	0.41				0.31	0.31							
8.10	Poznański Fundusz Poręczeń Kredytowych Sp. z o.o., Poznań	2007PL161PO017	specific fund	Article 44 §1 (a)	Poznański Fundusz Poręczeń Kredytowych Sp. z o.o., Poznań	2010	7.29	5.46	1.82	0.00	0.27	451		451			7.29		7.29			5.46		5.46						
						2012	7.29	5.46	1.82	0.00	0.11	302		302		7.29		7.29			5.46		5.46							
						2012	9.71	7.29	2.43	0.00	0.13	413		413		9.71		9.71			7.29		7.29							
						2013	2.43	1.82	0.61	0.00	0.00	28		28		0.87		0.87			0.65		0.65							
8.11	Samorządowy Fundusz Poręczeń Kredytowych Sp. z o.o., Gostyń	2007PL161PO017	specific fund	Article 44 §1 (a)	Samorządowy Fundusz Poręczeń Kredytowych Sp. z o.o., Gostyń I	2010	7.29	5.46	1.82	0.00	0.29	470		470			7.29		7.29			5.46		5.46						
						2012	7.29	5.46	1.82	0.00	0.13	306		306		7.29		7.29			5.46		5.46							
						2012	9.71	7.29	2.43	0.00	0.15	376		376		9.71		9.71			7.29		7.29							
						2013	3.64	2.73	0.91	0.00	0.00	26		26		1.07		1.07			0.80		0.80							
8.12	Stowarzyszenie Ostrowskie Centrum Wspierania Przedsiębiorczości, Ostrow Wielkopolski	2007PL161PO017	specific fund	Article 44 §1 (a)	Stowarzyszenie Ostrowskie Centrum Wspierania Przedsiębiorczości, Ostrow Wielkopolski	2010	0.49	0.36	0.12	0.00	0.04	40	40			0.49	0.49				0.36	0.36								
						2011	1.21	0.91	0.30	0.00	0.07	60	60			1.21	1.21			0.91	0.91									
						2013	0.39	0.29	0.10	0.00	0.00	14	14			0.38	0.38			0.28	0.28									
8.13	Stowarzyszenie Ostrzeszowskie Centrum Przedsiębiorczości, Ostrzeszów	2007PL161PO017	specific fund	Article 44 §1 (a)	Stowarzyszenie Ostrzeszowskie Centrum Przedsiębiorczości, Ostrzeszów	2010	0.49	0.36	0.12	0.00	0.04	27	27			0.49	0.49				0.36	0.36								
						2011	0.49	0.36	0.12	0.00	0.02	25	25			0.49	0.49			0.36	0.36									
						2013	0.36	0.27	0.09	0.00	0.00	3	3			0.04	0.04			0.03	0.03									
8.14	Wielkopolska Agencja Rozwoju Przedsiębiorczości Sp. z o.o., Poznań I	2007PL161PO017	specific fund	Article 44 §1 (a)	Wielkopolska Agencja Rozwoju Przedsiębiorczości Sp. z o.o., Poznań I	2010	8.50	6.38	2.13	0.00	0.71	289	289			8.50	8.50				6.38	6.38								
						2011	9.71	7.29	2.43	0.00	0.50	239	239			9.71	9.71			7.29	7.29									
						2012	17.49	13.12	4.37	0.00	0.49	265	265			14.15	14.15			10.61	10.61									
						2013	0.00	0.00	0.00	0.00	0.00	0	0			0.00	0.00			0.00	0.00									
9	JEREMIE (JOINT EUROPEAN RESOURCES FOR MIKRO TO MEDIUM ENTERPRISES) HOLDING FUND FOR ŁÓDZKIE REGION, ŁÓDŹ	2007PL161PO009	HF	-	Bank Gospodarstwa Krajowego, Warszawa	2009	44.77	29.10	15.67	0.00	2.05																			
9.1	Fundusz Poręczeniowy - ESBANK Bank Spółdzielczy (14)	2007PL161PO009	specific fund	Article 44 §1 (a)	ESBANK Bank Spółdzielczy, Radomsko (14)	2013	2.37	1.54	0.83	0.00	0.01	29		29			0.30		0.30			0.19		0.19						

I. Description and identification of the entities which implement FEIs						II. Amounts of OP contributions paid to FEIs (HF or specific fund)					III. Investments made by FEIs in final recipients																
1	2	3	4		5	6	7=8+9+10	8	9	10	11	12=13+14+15+16	13	14	15	16	17=18+19+20+21	18	19	20	21	22=23+24+25+26	23	24	25	26	
No.	Name of the fund	Operational Programme(s)	Type of FEI		Fund manager	Fund set-up	Amounts of OP contributions paid/comitted to the fund (HF or specific fund)	out of which			Management costs and fees	Total number of financial products offered	out of which				OP contributions invested in final recipients	out of which				SF contributions invested in final recipients	out of which				
			a) HF/specific fund	b) Article 44 §1 (a) or (b) or (c)				Structural Funds	National public co-financing	National private co-financing			loans	guarantees	equity / venture capital	other products		loan	guarantee	equity / venture capital	other product		loan	guarantee	equity / venture capital	other product	
9.2	Fundusz Poręczenia - ESBANK Bank Spółdzielczy, Radomsko (11)	2007PL161PO009	specific fund	Article 44 §1 (a)	ESBANK Bank Spółdzielczy, Radomsko	2012	1.19	0.77	0.42	0.00	0.02	23		23			0.45		0.45			0.29		0.29			
9.3	Fundusz Poręczenia - FM Bank S.A. (12, 15)	2007PL161PO009	specific fund	Article 44 §1 (a)	FM Bank S.A., Warszawa (15)	2012	1.79	1.16	0.63	0.00	0.03	182		182			0.89		0.89			0.58		0.58			
						2013	2.85	1.85	1.00	0.00	0.01	185		185			0.43		0.43			0.28		0.28			
9.4	Fundusz Poręczenia - Łódzka Agencja Rozwoju Regionalnego S.A., Łódź (13)	2007PL161PO009	specific fund	Article 44 §1 (a)	Łódzka Agencja Rozwoju Regionalnego S.A., Łódź	2012	2.37	1.54	0.83	0.00	0.02	6		6			0.11		0.11			0.07		0.07			
9.5	Fundusz Pożyczkowy - Fundacja Rozwoju Gminy Żelów, Żelów (2, 5)	2007PL161PO009	specific fund	Article 44 §1 (a)	Fundacja Rozwoju Gminy Żelów, Żelów	2011	1.66	1.08	0.58	0.00	0.11	121	121				1.65	1.65				1.07	1.07				
						2012	2.37	1.54	0.83	0.00	0.08	74	74			1.67	1.67				1.08	1.08					
9.6	Fundusz Pożyczkowy - Idea Bank S.A., Warszawa (17)	2007PL161PO009	specific fund	Article 44 §1 (a)	Idea Bank S.A., Warszawa (17)	2013	2.37	1.54	0.83	0.00	0.00	46	46				1.05	1.05				0.68	0.68				
9.7	Fundusz Pożyczkowy - IKB Leasing Polska Sp. z o.o., Poznań (10)	2007PL161PO009	specific fund	Article 44 §1 (a)	IKB Leasing Polska Sp. z o.o., Poznań	2012	1.13	0.73	0.39	0.00	0.09	37	37				1.02	1.02				0.66	0.66				
9.8	Fundusz Pożyczkowy - Koneckie Stowarzyszenie Wspierania Przedsiębiorczości, Końskie (7)	2007PL161PO009	specific fund	Article 44 §1 (a)	Koneckie Stowarzyszenie Wspierania Przedsiębiorczości, Końskie	2012	1.31	0.85	0.46	0.00	0.08	28	28				1.03	1.03				0.67	0.67				
9.9	Fundusz Pożyczkowy - Łódzka Agencja Rozwoju Regionalnego S.A., Łódź (1, 4, 8, 16)	2007PL161PO009	specific fund	Article 44 §1 (a)	Łódzka Agencja Rozwoju Regionalnego S.A., Łódź	2011	4.75	3.09	1.66	0.00	0.30	157	157				4.42	4.42				2.87	2.87				
						2011	4.75	3.09	1.66	0.00	0.24	133	133			4.26	4.26				2.77	2.77					
						2012	7.12	4.63	2.49	0.00	0.25	72	72			6.29	6.29				4.09	4.09					
						2013	5.93	3.86	2.08	0.00	0.00	48	48			1.29	1.29				0.84	0.84					
9.10	Fundusz Pożyczkowy - Polska Fundacja Przedsiębiorczości, Szczecin (9)	2007PL161PO009	specific fund	Article 44 §1 (a)	Polska Fundacja Przedsiębiorczości, Szczecin	2012	5.34	3.47	1.87	0.00	0.18	126	126				4.59	4.59				2.98	2.98				
9.11	Fundusz Pożyczkowy - Stowarzyszenie Ostrowskie Centrum Wspierania Przedsiębiorczości, Ostrow Wielkopolski (3, 18)	2007PL161PO009	specific fund	Article 44 §1 (a)	Stowarzyszenie Ostrowskie Centrum Wspierania Przedsiębiorczości, Ostrow Wielkopolski	2011	0.47	0.31	0.17	0.00	0.04	39	39				0.47	0.47				0.31	0.31				
						2013	0.71	0.46	0.25	0.00	0.00	20	20			0.47	0.47				0.31	0.31					
9.12	Fundusz Pożyczkowy - Towarzystwo Oszczędnościowo-Pożyczkowe Bank Spółdzielczy PA-CO-BANK, Pabianice (6)	2007PL161PO009	specific fund	Article 44 §1 (a)	Towarzystwo Oszczędnościowo-Pożyczkowe Bank Spółdzielczy PA-CO-BANK, Pabianice	2012	0.42	0.27	0.15	0.00	0.02	16	16				0.36	0.36				0.24	0.24				
10	JESSICA HOLDING FUND FOR WIELKOPOLSKA-EUROPEAN INVESTMENT BANK, LUXEMBOURG	2007PL161PO017	HF	-	European Investment Bank	2009	66.26	50.88	15.39		2.40																
10.1	JESSICA Urban Development Fund for Wielkopolska, Bank Gospodarstwa Krajowego, Warszawa	2007PL161PO017	specific fund	Article 44 §1 (b)	Bank Gospodarstwa Krajowego, Warszawa	2010	62.33	47.86	14.47	0.00	2.77	30	30				29.06	29.06				21.88	21.88				

I. Description and identification of the entities which implement FEIs						II. Amounts of OP contributions paid to FEIs (HF or specific fund)					III. Investments made by FEIs in final recipients																	
1	2	3	4		5	6	7=8+9+10	8	9	10	11	12=13+14+15+16	13	14	15	16	17=18+19+20+21	18	19	20	21	22=23+24+25+26	23	24	25	26		
No.	Name of the fund	Operational Programme(s)	Type of FEI		Fund manager	Fund set-up	Amounts of OP contributions paid/comitted to the fund (HF or specific fund)	out of which			Management costs and fees	Total number of financial products offered	out of which				OP contributions invested in final recipients	out of which				SF contributions invested in final recipients	out of which					
			a) HF/specific fund	b) Article 44, §1 (a) or (b) or (c)				Structural Funds	National public co-financing	National private co-financing			loans	guarantees	equity / venture capital	other products		loan	guarantee	equity / venture capital	other product		loan	guarantee	equity / venture capital	other product		
11	JESSICA HOLDING FUND POMORSKIE, LUXEMBOURG	2007PL161PO015	HF	-	European Investment Bank	2010	59.02	51.08	7.94		1.29																	
11.1	Urban Development Fund, Warsaw	2007PL161PO015	specific fund	Article 44 §1 (b)	Bank Gospodarstwa Krajowego, Warszawa	2011	38.38	33.22	5.16	0.00	1.57	10	10				23.34	23.34				20.20	20.20					
11.2	Urban Development Fund, Warsaw (2)	2007PL161PO015	specific fund	Article 44 §1 (b)	Bank Ochrony Środowiska S.A., Warsaw	2011	16.45	14.24	2.21	0.00	0.84	6	6				6.48	6.48				5.61	5.61					
12	KUJAWSKO-POMORSKI FUNDUSZ POŻYCZKOWY SP. Z O.O.; TORUŃ	2007PL161PO006	HF	-	Kujawsko-Pomorski Fundusz Pożyczkowy sp. z o.o. ul. Włocławska 167, 87-100 Toruń	2010	10.04	8.53	1.51	0.00	0.47																	
12.1	Grudziądzkie Poręczenia Kredytowe Sp. z o.o., Grudziądz	2007PL161PO006	specific fund	Article 44 §1 (a)	Grudziądzkie Poręczenia Kredytowe Sp. z o.o., Grudziądz	2011	0.01	0.01	0.00	0.00	0.00	1		1			0.01		0.01			0.01		0.01				
12.2	Kujawsko-Dobrzyński Bank Spółdzielczy, Włocławek	2007PL161PO006	specific fund	Article 44 §1 (a)	Kujawsko-Dobrzyński Bank Spółdzielczy, Włocławek	2012	0.96	0.96	0.00	0.00	0.02	45	45				0.96	0.96				0.82	0.82					
12.3	Kujawsko-Pomorski Fundusz Poręczeń Kredytowych Sp. z o.o., Toruń	2007PL161PO006	specific fund	Article 44 §1 (a)	Kujawsko-Pomorski Fundusz Poręczeń Kredytowych Sp. z o.o., Toruń	2011	0.10	0.10	0.00	0.00	0.00	5		5			0.10		0.10			0.08		0.08				
12.4	Polska Fundacja Przedsiębiorczości, Szczecin	2007PL161PO006	specific fund	Article 44 §1 (a)	Polska Fundacja Przedsiębiorczości, Szczecin	2011	1.24	1.24	0.00	0.00	0.07	46	46				1.24	1.24				1.05	1.05					
12.5	Poręczenia Kredytowe Sp. z o.o., Warszawa	2007PL161PO006	specific fund	Article 44 §1 (a)	Poręczenia Kredytowe Sp. z o.o., Warszawa	2011	0.64	0.64	0.00	0.00	0.01	34	34				0.64	0.64				0.55	0.55					
12.6	Toruński Fundusz Poręczeń Kredytowych Sp. z o.o., Toruń	2007PL161PO006	specific fund	Article 44 §1 (a)	Toruński Fundusz Poręczeń Kredytowych Sp. z o.o., Toruń	2011	0.50	0.50	0.00	0.00	0.02	28		28			0.50		0.50			0.42		0.42				
13	NATIONAL CAPITAL FUND, WARSAW	2007PL161PO001	HF	-	National Capital Fund, Poland, Warsaw	2009	70.66	60.06	10.60	0.00	4.06																	
13.1	Assets Management Black Lion Sp. z o.o. SKA SKA, Warszawa	2007PL161PO001	specific fund	Article 44 §1 (a)	AM Black Lion Sp. z o.o. SKA, Warszawa	2010	1.61	1.37	0.24	0.00	0.44	4			4		1.13		1.13			0.96			0.96			
13.2	Avanu Venture Capital Management Sp. z o.o. Fundusz I SKA, Katowice	2007PL161PO001	specific fund	Article 44 §1 (a)	Avanu Venture Capital Management Sp. z o.o., Katowice	2011	0.49	0.42	0.07	0.00	0.12	2			2		0.36			0.36		0.30			0.30			
13.3	FIZAN Venture Capital SATUS, Bielsko-Biala	2007PL161PO001	specific fund	Article 44 §1 (a)	Satus Venture Sp. z o.o. SK, Kraków	2010	1.90	1.61	0.28	0.00	0.38	14			14		1.48		1.48			1.25			1.25			
13.4	GPV I Sp. z o.o. SKA, Warszawa	2007PL161PO001	specific fund	Article 44 §1 (a)	GPV I Sp. z o.o., Warszawa	2011	1.91	1.63	0.29	0.00	0.54	9			9		1.25		1.25			1.06			1.06			
13.5	Innovation Nest Sp. z o.o. SKA, Kraków	2007PL161PO001	specific fund	Article 44 §1 (a)	Innovation Nest Sp. z o.o., Kraków	2011	0.93	0.79	0.14	0.00	0.26	13			13		0.34		0.34			0.29			0.29			
13.6	Inovo Sp. z o.o. Venture Fund I SKA, Warszawa	2007PL161PO001	specific fund	Article 44 §1 (a)	Inovo Sp. z o.o., Warszawa	2011	0.28	0.24	0.04	0.00	0.15	1			1		0.11		0.11			0.09			0.09			
13.7	Internet Ventures FIZ, Warszawa	2007PL161PO001	specific fund	Article 44 §1 (a)	MCI Management S.A., Warszawa	2010	1.44	1.22	0.22	0.00	0.96	1			1		0.45		0.45			0.38			0.38			
13.8	Skyline Venture Sp. z o.o. SKA, Warszawa	2007PL161PO001	specific fund	Article 44 §1 (a)	Skyline Venture Sp. z o.o., Warszawa	2010	1.05	0.89	0.16	0.00	0.31	3			3		0.72		0.72			0.62			0.62			
13.9	Speed Up Innovation Sp. z o.o. SKA, Poznań	2007PL161PO001	specific fund	Article 44 §1 (a)	Speed Up Innovation Sp. z o.o., Poznań	2012	0.14	0.12	0.02	0.00	0.08	1			1		0.04		0.04			0.04			0.04			
13.10	WI EEC Ventures Sp. z o.o. SKA	2007PL161PO001	specific fund	Article 44 §1 (a)	EEC Ventures Sp. z o.o.	2013	0.00	0.00	0.00	0.00	0.00	0			0		0.00		0.00			0.00			0.00			
14	ZACHODNIOPOMORSKI FUNDUSZ POWIERNICZY JEREMIE	2007PL161PO016	HF	-	Bank Gospodarstwa Krajowego, Warszawa	2009	66.76	50.07	16.69		2.62																	
14.1	FM Bank S.A.	2007PL161PO016	specific fund	Article 44 §1 (a)	FM Bank S.A.	2012	2.01	1.51	0.50	0.00	0.03						2.01		2.01			1.51		1.51				
						2013	2.98	2.24	0.75	0.00	0.01						1.36		1.36			1.02		1.02				
14.2	Fundacja Centrum Innowacji i Przedsiębiorczości w Koszalinie	2007PL161PO016	specific fund	Article 44 §1 (a)	Fundacja Centrum Innowacji i Przedsiębiorczości w Koszalinie	2011	2.38	1.79	0.60	0.00	0.15						2.38	2.38				1.79	1.79					
						2013	1.43	1.07	0.36	0.00	0.01						1.07	1.07				0.80	0.80					
14.3	Fundacja na Rzecz Rozwoju Polskiego Rolnictwa, Warszawa	2007PL161PO016	specific fund	Article 44 §1 (a)	Fundacja na Rzecz Rozwoju Polskiego Rolnictwa, Warszawa	2010	2.38	1.79	0.60	0.00	0.22						2.38	2.38				1.79	1.79					
						2013	1.19	0.89	0.30	0.00	0.01						1.19	1.19				0.89	0.89					

I. Description and identification of the entities which implement FEIs						II. Amounts of OP contributions paid to FEIs (HF or specific fund)					III. Investments made by FEIs in final recipients																			
1	2	3	4		5	6	7=8+9+10	8	9	10	11	12=13+14+15+16	13	14	15	16	17=18+19+20+21	18	19	20	21	22=23+24+25+26	23	24	25	26				
No.	Name of the fund	Operational Programme(s)	Type of FEI		Fund manager	Fund set-up	Amounts of OP contributions paid/comitted to the fund (HF or specific fund)	out of which			Management costs and fees	Total number of financial products offered	out of which				OP contributions invested in final recipients	out of which				SF contributions invested in final recipients	out of which							
			a) HF/specific fund	b) Article 44 §1 (a) or (b) or (c)				Structural Funds	National public co-financing	National private co-financing			loans	guarantees	equity / venture capital	other products		loan	guarantee	equity / venture capital	other product		loan	guarantee	equity / venture capital	other product				
14.4	Fundusz Poręczeń Kredytowych w Stargardzie Szczecińskim Sp. z o.o.	2007PL161PO016	specific fund	Article 44 §1 (a)	Fundusz Poręczeń Kredytowych w Stargardzie Szczecińskim Sp. z o.o.	2010	0.72	0.54	0.18	0.00	0.04						0.72		0.72			0.54		0.54						
						2012	0.48	0.36	0.12	0.00	0.01								0.43		0.43			0.32		0.32				
						2013	0.16	0.12	0.04	0.00	0.00									0.16		0.16			0.12		0.12			
						2013	0.95	0.72	0.24	0.00	0.01									0.83	0.83				0.62	0.62				
14.5	Fundusz Wspierania Rozwoju Gospodarczego Miasta Szczecina Sp. z o.o.	2007PL161PO016	specific fund	Article 44 §1 (a)	Fundusz Wspierania Rozwoju Gospodarczego Miasta Szczecina Sp. z o.o.	2010	1.67	1.25	0.42	0.00	0.11						1.67		1.67			1.25		1.25						
						2012	1.19	0.89	0.30	0.00	0.05								1.19		1.19			0.89		0.89				
						2013	1.67	1.25	0.42	0.00	0.02								1.59		1.59			1.19		1.19				
14.6	Gospodarczy Bank Spółdzielczy w Barlinku	2007PL161PO016	specific fund	Article 44 §1 (a)	Gospodarczy Bank Spółdzielczy w Barlinku	2011	1.19	0.89	0.30	0.00	0.02						0.85		0.85			0.64		0.64						
14.7	Gospodarczy Bank Spółdzielczy w Choszczynie	2007PL161PO016	specific fund	Article 44 §1 (a)	Gospodarczy Bank Spółdzielczy w Choszczynie	2012	1.43	1.07	0.36	0.00	0.06						1.26	1.26				0.94	0.94							
						2013	0.48	0.36	0.12	0.00	0.00								0.04		0.04			0.03		0.03				
14.8	Idea Bank S.A.	2007PL161PO016	specific fund	Article 44 §1 (a)	Idea Bank S.A.	2013	2.38	1.79	0.60	0.00	0.01						2.27	2.27				1.71	1.71							
14.9	Koszalińska Agencja Rozwoju Regionalnego S.A.	2007PL161PO016	specific fund	Article 44 §1 (a)	Koszalińska Agencja Rozwoju Regionalnego S.A.	2011	2.38	1.79	0.60	0.00	0.11						2.38	2.38				1.79	1.79							
14.10	POLFUND Fundusz Poręczeń Kredytowych S.A.	2007PL161PO016	specific fund	Article 44 §1 (a)	POLFUND Fundusz Poręczeń Kredytowych S.A.	2013	2.38	1.79	0.60	0.00	0.00						0.41		0.41			0.31		0.31						
14.11	Polska Fundacja Przedsiębiorczości, Szczecin	2007PL161PO016	specific fund	Article 44 §1 (a)	Polska Fundacja Przedsiębiorczości, Szczecin	2010	5.96	4.47	1.49	0.00	0.33						5.96	5.96				4.47	4.47							
						2012	7.15	5.36	1.79	0.00	0.25								7.15	7.15				5.36	5.36					
						2013	2.38	1.79	0.60	0.00	0.01								1.41	1.41				1.06	1.06					
14.12	Stowarzyszenie Inicjatyw Społeczno-Gospodarczych w Białogardzie	2007PL161PO016	specific fund	Article 44 §1 (a)	Stowarzyszenie Inicjatyw Społeczno-Gospodarczych w Białogardzie	2011	4.77	3.58	1.19	0.00	0.27						4.77	4.77				3.58	3.58							
14.13	Szczeciński Fundusz Pożyczkowy sp. z o.o., Szczecin	2007PL161PO016	specific fund	Article 44 §1 (a)	Szczeciński Fundusz Pożyczkowy sp. z o.o., Szczecin	2010	1.19	0.89	0.30	0.00	0.11						1.19	1.19				0.89	0.89							
						2011	1.19	0.89	0.30	0.00	0.07								1.19	1.19				0.89	0.89					
						2013	1.79	1.34	0.45	0.00	0.01								1.34	1.34				1.00	1.00					
14.14	Zachodniopomorska Agencja Rozwoju Regionalnego S.A.	2007PL161PO016	specific fund	Article 44 §1 (a)	Zachodniopomorska Agencja Rozwoju Regionalnego S.A.	2013	0.14	0.11	0.04	0.00						0.00	0.00				0.00	0.00								
14.15	Zachodniopomorski Regionalny Fundusz Poręczeń Kredytowych Sp. z o.o.	2007PL161PO016	specific fund	Article 44 §1 (a)	Zachodniopomorski Regionalny Fundusz Poręczeń Kredytowych Sp. z o.o.	2010	7.15	5.36	1.79	0.00	0.35						7.15		7.15			5.36		5.36						
						2012	7.15	5.36	1.79	0.00	0.46								7.15		7.15			5.36		5.36				
						2013	7.15	5.36	1.79	0.00	0.06								5.28		5.28			3.96		3.96				
15	fundusz pożyczkowy Agencja Rozwoju Regionalnego ARLEG S.A., Legnica	2007PL051PO001	specific fund	Article 44 §1 (a)	Agencja Rozwoju Regionalnego ARLEG S.A., Legnica	2012	1.87	1.59	0.28	0.00	0.04	26	26				0.23	0.23				0.20	0.20							
16	fundusz pożyczkowy Agencja Rozwoju Regionalnego S.A., Zielona Góra	2007PL051PO001	specific fund	Article 44 §1 (a)	Agencja Rozwoju Regionalnego S.A., Zielona Góra	2013	0.53	0.45	0.08	0.00	0.00	0	0				0.00	0.00				0.00	0.00							

I. Description and identification of the entities which implement FEIs						II. Amounts of OP contributions paid to FEIs (HF or specific fund)					III. Investments made by FEIs in final recipients																
1	2	3	4		5	6	7=8+9+10	8	9	10	11	12=13+14+15+16	13	14	15	16	17=18+19+20+21	18	19	20	21	22=23+24+25+26	23	24	25	26	
No.	Name of the fund	Operational Programme(s)	Type of FEI		Fund manager	Fund set-up	Amounts of OP contributions paid/comitted to the fund (HF or specific fund)	out of which			Management costs and fees	Total number of financial products offered	out of which				OP contributions invested in final recipients	out of which				SF contributions invested in final recipients	out of which				
			a) HF/specific fund	b) Article 44, §1 (a) or (b) or (c)				Structural Funds	National public co-financing	National private co-financing			loans	guarantees	equity / venture capital	other products		loan	guarantee	equity / venture capital	other product		loan	guarantee	equity / venture capital	other product	
17	fundusz pożyczkowy Agencja Rozwoju Regionalnego w Starachowicach, Starachowice	2007PL051PO001	specific fund	Article 44 §1 (a)	Agencja Rozwoju Regionalnego w Starachowicach, Starachowice	2012	1.95	1.66	0.29	0.00	0.00	50	50				0.58	0.58				0.49	0.49				
18	fundusz pożyczkowy Bank Spółdzielczy w Brańsku, Brańsk	2007PL051PO001	specific fund	Article 44 §1 (a)	Bank Spółdzielczy w Brańsku, Brańsk	2013	1.01	0.86	0.15	0.00	0.02	14	14				0.12	0.12				0.10	0.10				
19	fundusz pożyczkowy Bank Spółdzielczy w Dębicy, Dębica	2007PL051PO001	specific fund	Article 44 §1 (a)	Bank Spółdzielczy w Dębicy, Dębica	2013	1.17	0.99	0.18	0.00	0.01	0	0				0.00	0.00				0.00	0.00				
20	fundusz pożyczkowy Fundusz Górnośląski SA, Katowice	2007PL051PO001	specific fund	Article 44 §1 (a)	Fundusz Górnośląski SA, Katowice	2012	2.71	2.30	0.41	0.00	0.02	19	19				0.19	0.19				0.16	0.16				
21	fundusz pożyczkowy Koneckie Stowarzyszenie Wspierania Przedsiębiorczości, Końskie	2007PL051PO001	specific fund	Article 44 §1 (a)	Koneckie Stowarzyszenie Wspierania Przedsiębiorczości, Końskie	2013	1.35	1.15	0.20	0.00	0.02	7	7				0.07	0.07				0.06	0.06				
22	fundusz pożyczkowy Kujawsko-Pomorski Fundusz Pożyczkowy Sp. z o.o., Toruń	2007PL051PO001	specific fund	Article 44 §1 (a)	Kujawsko-Pomorski Fundusz Pożyczkowy Sp. z o.o., Toruń	2012	4.63	3.93	0.69	0.00	0.09	83	83				0.66	0.66				0.56	0.56				
23	fundusz pożyczkowy Łódzka Agencja Rozwoju Regionalnego S.A., Łódź	2007PL051PO001	specific fund	Article 44 §1 (a)	Łódzka Agencja Rozwoju Regionalnego S.A., Łódź	2012	0.56	0.48	0.08	0.00	0.01	31	31				0.28	0.28				0.24	0.24				
24	fundusz pożyczkowy Polska Fundacja Ośrodków Wspomagania Rozwoju Gospodarczego "OIC POLAND" z siedzibą w Lublinie, Lublin	2007PL051PO001	specific fund	Article 44 §1 (a)	Polska Fundacja Ośrodków Wspomagania Rozwoju Gospodarczego "OIC POLAND" z siedzibą w Lublinie, Lublin	2013	0.00	0.00	0.00	0.00	0.00	0	0				0.00	0.00				0.00	0.00				
25	fundusz pożyczkowy Polska Fundacja Przedsiębiorczości, Szczecin	2007PL051PO001	specific fund	Article 44 §1 (a)	Polska Fundacja Przedsiębiorczości, Szczecin	2012	1.92	1.63	0.29	0.00	0.05	14	14				0.15	0.15				0.12	0.12				
26	fundusz pożyczkowy Pomorski Fundusz Pożyczkowy Sp. z o.o., Gdańsk	2007PL051PO001	specific fund	Article 44 §1 (a)	Pomorski Fundusz Pożyczkowy Sp. z o.o., Gdańsk	2013	1.40	1.19	0.21	0.00	0.02	35	35				0.28	0.28				0.24	0.24				
27	fundusz pożyczkowy Regionalna Izba Gospodarcza, Stalowa Wola	2007PL051PO001	specific fund	Article 44 §1 (a)	Regionalna Izba Gospodarcza, Stalowa Wola	2013	0.40	0.34	0.06	0.00	0.01	0	0				0.00	0.00				0.00	0.00				
28	fundusz pożyczkowy Rzeszowska Agencja Rozwoju Regionalnego S.A., Rzeszów	2007PL051PO001	specific fund	Article 44 §1 (a)	Rzeszowska Agencja Rozwoju Regionalnego S.A., Rzeszów	2013	0.77	0.65	0.12	0.00	0.01	0	0				0.00	0.00				0.00	0.00				
29	fundusz pożyczkowy Stowarzyszenie "Centrum Rozwoju Ekonomicznego Pasłęka", Pasłęk	2007PL051PO001	specific fund	Article 44 §1 (a)	Stowarzyszenie "Centrum Rozwoju Ekonomicznego Pasłęka", Pasłęk	2013	1.50	1.27	0.22	0.00	0.00	0	0				0.00	0.00				0.00	0.00				
30	fundusz pożyczkowy Stowarzyszenie "Radomskie Centrum Przedsiębiorczości", Radom	2007PL051PO001	specific fund	Article 44 §1 (a)	Stowarzyszenie "Radomskie Centrum Przedsiębiorczości", Radom	2012	2.03	1.72	0.30	0.00	0.05	60	60				0.60	0.60				0.51	0.51				
31	fundusz pożyczkowy Stowarzyszenie "Samorządowe Centrum Przedsiębiorczości i Rozwoju" w Suchej Beskidzkiej, Sucha Beskidzka	2007PL051PO001	specific fund	Article 44 §1 (a)	Stowarzyszenie "Samorządowe Centrum Przedsiębiorczości i Rozwoju" w Suchej Beskidzkiej, Sucha Beskidzka	2012	1.80	1.53	0.27	0.00	0.04	74	74				0.68	0.68				0.58	0.58				
32	fundusz pożyczkowy Stowarzyszenie Ostrowskie Centrum Wspierania Przedsiębiorczości, Ostrow Wielkopolski	2007PL051PO001	specific fund	Article 44 §1 (a)	Stowarzyszenie Ostrowskie Centrum Wspierania Przedsiębiorczości, Ostrow Wielkopolski	2013	2.10	1.79	0.32	0.00	0.03	35	35				0.28	0.28				0.24	0.24				

I. Description and identification of the entities which implement FEIs						II. Amounts of OP contributions paid to FEIs (HF or specific fund)					III. Investments made by FEIs in final recipients																		
1	2	3	4		5	6	7=8+9+10	8	9	10	11	12=13+14+15+16	13	14	15	16	17=18+19+20+21	18	19	20	21	22=23+24+25+26	23	24	25	26			
No.	Name of the fund	Operational Programme(s)	Type of FEI		Fund manager	Fund set-up	Amounts of OP contributions paid/comitted to the fund (HF or specific fund)	out of which			Management costs and fees	Total number of financial products offered	out of which				OP contributions invested in final recipients	out of which				SF contributions invested in final recipients	out of which						
			a) HF/specific fund	b) Article 44, §1 (a) or (b) or (c)				Structural Funds	National public co-financing	National private co-financing			loans	guarantees	equity / venture capital	other products		loan	guarantee	equity / venture capital	other product		loan	guarantee	equity / venture capital	other product			
33	fundusz pożyczkowy Unia Gospodarcza Regionu Śremskiego - Śremski Ośrodek Wspierania Małej Przedsiębiorczości, Śrem	2007PL051PO001	specific fund	Article 44 §1 (a)	Unia Gospodarcza Regionu Śremskiego - Śremski Ośrodek Wspierania Małej Przedsiębiorczości, Śrem	2012	1.14	0.97	0.17	0.00	0.00	2	2				0.01	0.01				0.01	0.01						
34	Agencja Rozwoju Regionalnego "ARES" Spółka Akcyjna w Suwałkach, 16-400 Suwałki, ul. Noniewicza 42A	2007PL161PO014	specific fund	Article 44 §1 (a)	Agencja Rozwoju Regionalnego "ARES" Spółka Akcyjna w Suwałkach, 16-400 Suwałki, ul. Noniewicza 42A	2010	3.82	3.82	0.00	0.00	0.22	49	49				4.34	4.34				4.34	4.34						
							2.76	2.76	0.00	0.00	0.12	53	53				2.89	2.89				2.89	2.89						
							4.02	4.02	0.00	0.00	0.09	23		23			1.37		1.37			1.37		1.37					
35	Agencja Rozwoju Regionalnego S.A. (Lubuski Fundusz Pożyczkowy) - Zielona Góra (RPLB.02.05.00-08-002/09)	2007PL161PO008	specific fund	Article 44 §1 (a)	Agencja Rozwoju Regionalnego S.A. (Lubuski Fundusz Pożyczkowy) - Zielona Góra	2009	2.45	2.45	0.00	0.00	0.38	75	75				2.45	2.45				2.45	2.45						
						2013	1.07	1.07	0.00	0.00	0.00	3	3			0.08	0.08				0.08	0.08							
36	Bydgoski Fundusz Poręczeń Kredytowych Spółka z ograniczoną odpowiedzialnością; Bydgoszcz	2007PL161PO006	specific fund	Article 44 §1 (a)	Bydgoski Fundusz Poręczeń Kredytowych Spółka z ograniczoną odpowiedzialnością, ul. Gdańska 32 85-006 Bydgoszcz	2009	2.42	2.42	0.00	0.00	0.13	65		65			2.42		2.42			2.42		2.42					
37	ECDF sp. z o.o. - Poznań	2007PL161PO008	specific fund	Article 44 §1 (a)	ECDF sp. z o.o. - Poznań	2013	0.68	0.68	0.00	0.00	0.00	0	0				0.00	0.00				0.00	0.00						
38	Fundacja na rzecz Rozwoju Polskiego Rolnictwa, Warszawa	2007PL161PO011	specific fund	Article 44 §1 (a)	Fundacja na rzecz Rozwoju Polskiego Rolnictwa, 01-682 Warszawa, ul. Gombrowicza 19	2010	4.51	4.51			0.22	317	317				6.55	6.55				6.55	6.55						
		2007PL161PO014					2.55	2.55	0.00	0.00	0.12	136	136			3.06	3.06				3.06	3.06							
39	Fundacja "Przedsiębiorczość" (Fundusz pożyczkowy w Żarach)	2007PL161PO008	specific fund	Article 44 §1 (a)	Fundacja "Przedsiębiorczość" (Fundusz pożyczkowy w Żarach) - Żary	2010	0.72	0.72	0.00	0.00	0.06	28	28				0.69	0.69				0.69	0.69						
						2013	0.57	0.57	0.00	0.00	0.00	3	3			0.13	0.13				0.13	0.13							
40	Fundacja Rozwoju Przedsiębiorczości w Suwałkach, 16-400 Suwałki, ul. T. Kościuszki 62	2007PL161PO014	specific fund	Article 44 §1 (a)	Fundacja Rozwoju Przedsiębiorczości w Suwałkach, 16-400 Suwałki, ul. T. Kościuszki 62	2010	3.83	3.83	0.00	0.00	0.21	40	40				4.00	4.00				4.00	4.00						
41	Fundacja Rozwoju Śląska oraz Wspierania Inicjatyw Lokalnych Opole Umowa nr 001/12 - pożyczka/fundusz pożyczkowy	2007PL161PO012	specific fund	Article 44 §1 (a)	Fundacja Rozwoju Śląska oraz Wspierania Inicjatyw Lokalnych ul. Słowackiego 10 45-364 Opole	2009	5.66	5.66	0.00	0.00	0.19	171	171				5.40	5.40				5.40	5.40						
						2010	5.04	5.04	0.00	0.00	0.15	95	95			4.60	4.60				4.60	4.60							
						2012	6.35	6.35	0.00	0.00	0.44	110	110			3.98	3.98				3.98	3.98							

I. Description and identification of the entities which implement FEIs						II. Amounts of OP contributions paid to FEIs (HF or specific fund)					III. Investments made by FEIs in final recipients																
1	2	3	4		5	6	7=8+9+10	8	9	10	11	12=13+14+15+16	13	14	15	16	17=18+19+20+21	18	19	20	21	22=23+24+25+26	23	24	25	26	
No.	Name of the fund	Operational Programme(s)	Type of FEI		Fund manager	Fund set-up	Amounts of OP contributions paid/comitted to the fund (HF or specific fund)	out of which			Management costs and fees	Total number of financial products offered	out of which				OP contributions invested in final recipients	out of which				SF contributions invested in final recipients	out of which				
			a) HF/specific fund	b) Article 44 §1 (a) or (b) or (c)				Structural Funds	National public co-financing	National private co-financing			loans	guarantees	equity / venture capital	other products		loan	guarantee	equity / venture capital	other product		loan	guarantee	equity / venture capital	other product	
42	Fundusz poręczeniowy (Działdowska Agencja Rozwoju S.A. w Działdowie)	2007PL161PO020	specific fund	Article 44 §1 (a)	Działdowska Agencja Rozwoju S.A. w Działdowie	2009	9.69	9.69	0.00	0.00	0.75	352		352			9.48		9.48			9.48		9.48			
						2012	1.43	1.43	0.00	0.00	0.02	18		18			0.25		0.25			0.25		0.25			
43	Fundusz poręczeniowy "Galicja" dla przedsiębiorców z sektora MŚP, Nowy Sącz	2007PL161PO010	specific fund	Article 44 §1 (a)	Małopolski Fundusz Poręczeń Kredytowych sp.z o.o. w Nowym Sączu, Nowy Sącz	2010	1.77	1.50	0.26	0.00	0.05	12		12			0.41		0.41			0.35		0.35			
44	Fundusz poręczeniowy of "Credit quarantees" LLC, Warsaw, RPPK.01.01.00-18-001/10	2007PL161PO013	specific fund	Article 44 §1 (a)	"Credit quarantees" LLC, Łańcut	2010	2.40	2.04	0.36	0.00	0.19	48		48			1.22		1.22			1.04		1.04			
45	Fundusz poręczeniowy of Podkarpacki Credit Guarantee Fund LLC, Rzeszów, RPPK.01.01.00-18-008/10	2007PL161PO013	specific fund	Article 44 §1 (a)	Podkarpacki Credit Guarantee Fund LLC, Rzeszów	2010	2.40	2.04	0.36	0.00	0.24	91		91			2.16		2.16			1.84		1.84			
						2012	2.19	1.86	0.33	0.00	0.12	8		8			0.24		0.24			0.20		0.20			
46	fundusz poręczeniowy, Śląski Regionalny Fundusz Poręczeniowy Spółka z ograniczoną odpowiedzialnością/garantuje fund, Silesia Regional Guarantee Fund-limited liability company (in Katowice)	2007PL161PO019	specific fund	Article 44 §1 (a)	fundusz poręczeniowy, Śląski Regionalny Fundusz Poręczeniowy Spółka z ograniczoną odpowiedzialnością/garantuje fund, Silesia Regional Guarantee Fund-limited liability company (in Katowice)	2010	5.95	5.05	0.00	0.91	0.57	117		117			0.09		0.09			0.07		0.07			
47	Fundusz poręczeń kredytowych i wspierania finansowego FUNDSTAR Starachowice	2007PL161PO018	specific fund	Article 44 §1 (a)	Agencja Rozwoju Regionalnego w Starachowicach	2010	1.52	1.25	0.27		0.15	26		26			1.02		1.02			0.84		0.84			
48	Fundusz Poręczeń Kredytowych "Małopolskie Inwestycje" Tarnów	2007PL161PO010	specific fund	Article 44 §1 (a)	Tarnowska Agencja Rozwoju Regionalnego S.A w Tarnowie	2010	1.26	1.07	0.19	0.00	0.03	14		14			0.59		0.59			0.50		0.50			
49	Fundusz Poręczeń Kredytowych przy Towarzystwie Rozwoju Gminy Płużnica; Płużnica	2007PL161PO006	specific fund	Article 44 §1 (a)	Towarzystwo Rozwoju Gminy Płużnica, 87-214 Płużnica	2010	0.23	0.23	0.00	0.00	0.00	32		32			0.10		0.10			0.10		0.10			
50	fundusz pożyczkowy, Agencja Rozwoju Lokalnego S.A./loan fund, Local Development Agency- joint stock company (in Sosnowiec)	2007PL161PO019	specific fund	Article 44 §1 (a)	fundusz pożyczkowy, Agencja Rozwoju Lokalnego S.A./loan fund, Local Development Agency- joint stock company (in Sosnowiec)	2010	0.59	0.49	0.00	0.09	0.03	46	46				0.56	0.56				0.47	0.47				
51	fundusz pożyczkowy, Agencja Rozwoju Regionalnego w Częstochowie S.A./loan fund, Regional Development Agency - joint stock company in Częstochowa	2007PL161PO019	specific fund	Article 44 §1 (a)	fundusz pożyczkowy, Agencja Rozwoju Regionalnego w Częstochowie S.A./loan fund, Regional Development Agency - joint stock company in Częstochowa	2010	1.26	1.00	0.00	0.25	0.08	28	28				0.76	0.76				0.61	0.61				
52	Fundusz Pożyczkowy Agencji Rozwoju Małopolski Zachodniej S.A. prowadzony przez ARMZ S.A. w Chrzanowie	2007PL161PO010	specific fund	Article 44 §1 (a)	Agencja Rozwoju Małopolski Zachodniej S.A. Chrzanów	2009	1.75	1.49	0.26	0.00	0.08	114	114				1.75	1.75				1.49	1.49				
53	Fundusz Pożyczkowy Bilgorajskiej Agencji Rozwoju Regionalnego S.A., Bilgoraj	2007PL161PO007	specific fund	Article 44 §1 (a)	Bilgorajska Agencja Rozwoju Regionalnego S.A., Bilgoraj	2009	2.40	2.40	0.00	0.00	0.24	161	161				1.70	1.70				1.70	1.70				

I. Description and identification of the entities which implement FEIs						II. Amounts of OP contributions paid to FEIs (HF or specific fund)					III. Investments made by FEIs in final recipients																
1	2	3	4		5	6	7=8+9+10	8	9	10	11	12=13+14+15+16	13	14	15	16	17=18+19+20+21	18	19	20	21	22=23+24+25+26	23	24	25	26	
No.	Name of the fund	Operational Programme(s)	Type of FEI		Fund manager	Fund set-up	Amounts of OP contributions paid/committed to the fund (HF or specific fund)	out of which			Management costs and fees	Total number of financial products offered	out of which				OP contributions invested in final recipients	out of which				SF contributions invested in final recipients	out of which				
			a) HF/specific fund	b) Article 44, §1 (a) or (b) or (c)				Structural Funds	National public co-financing	National private co-financing			loans	guarantees	equity / venture capital	other products		loan	guarantee	equity / venture capital	other product		loan	guarantee	equity / venture capital	other product	
54	Fundusz Pożyczkowy dla przedsiębiorców poszkodowanych w wyniku klęsk żywiołowych działający w ramach Tarnowskiej Agencji Rozwoju Regionalnego S.A. w Tarnowie	2007PL161PO010	specific fund	Article 44 §1 (a)	Tarnowska Agencja Rozwoju Regionalnego S.A. w Tarnowie	2010	1.26	1.07	0.19	0.00	0.09	32	32				1.26	1.26				1.07	1.07				
55	Fundusz Pożyczkowy Fundacji "OIC Poland", Lublin	2007PL161PO007	specific fund	Article 44 §1 (a)	Polska Fundacja Ośrodków Wspomagania Rozwoju Gospodarczego "OIC Poland", Lublin	2009	1.44	1.44	0.00	0.00	0.14	107	107				1.24	1.24				1.24	1.24				
56	Fundusz Pożyczkowy Fundacji Puławskie Centrum Przedsiębiorczości, Puławy	2007PL161PO007	specific fund	Article 44 §1 (a)	Fundacja Puławskie Centrum Przedsiębiorczości, Puławy	2009	2.38	2.38	0.00	0.00	0.22	177	177				1.32	1.32				1.32	1.32				
57	Fundusz Pożyczkowy Fundacji Rozwoju Regionu Rabka "Nowe inwestycje w Małopolsce", Rabka-Zdrój	2007PL161PO010	specific fund	Article 44 §1 (a)	Fundacja Rozwoju Regionu Rabka, Rabka - Zdrój	2009	2.08	1.77	0.31	0.00	0.26	244	244				2.08	2.08				1.77	1.77				
58	Fundusz Pożyczkowy Fundacji Rozwoju Regionu Rabka "Rozwój Turystyki w Małopolsce", Rabka-Zdrój	2007PL161PO010	specific fund	Article 44 §1 (a)	Fundacja Rozwoju Regionu Rabka, Rabka-Zdrój	2009	2.08	1.77	0.31	0.00	0.23	100	100				1.98	1.98				1.68	1.68				
59	Fundusz Pożyczkowy FUNDSTAR 2 27-200 Starachowice ul. Mickiewicza 1a	2007PL161PO018	specific fund	Article 44 §1 (a)	Agencja Rozwoju Regionalnego w Starachowicach 27-200 Starachowice ul. Mickiewicza 1 a	2010	0.36	0.28	0.08		0.02	18	18				0.34	0.34				0.27	0.27				
60	fundusz pożyczkowy, Fundusz Górnośląski S.A./loan fund, Górnośląski Fund - joint stock company (in Katowice)	2007PL161PO019	specific fund	Article 44 §1 (a)	fundusz pożyczkowy, Fundusz Górnośląski S.A./loan fund, Górnośląski Fund - joint stock company (in Katowice)	2010	12.59	10.05	0.00	2.54	0.69	106	106				8.61	8.61				6.87	6.87				
61	Fundusz Pożyczkowy Janosik Fundacji na rzecz Rozwoju Polskiego Rolnictwa w Warszawie	2007PL161PO010	specific fund	Article 44 §1 (a)	Fundacja na rzecz Rozwoju Polskiego Rolnictwa, Warszawa	2009	2.55	2.17	0.38	0.00	0.15	223	223				2.55	2.55				2.17	2.17				
62	Fundusz Pożyczkowy "Klęski Żywiołowe", Rabka Zdrój	2007PL161PO010	specific fund	Article 44 §1 (a)	Fudacja Rozwoju Regionu Rabka, Rabka-Zdrój	2010	2.21	1.88	0.33	0.00	0.15	38	38				2.16	2.16				1.84	1.84				
63	Fundusz Pożyczkowy "Odbudowa" Stowarzyszenia "Samorządowe Centrum Przedsiębiorczości i Rozwoju" w Suchej Beskidzkiej	2007PL161PO010	specific fund	Article 44 §1 (a)	Stowarzyszenie "Samorządowe Centrum Przedsiębiorczości i Rozwoju" w Suchej Beskidzkiej, Sucha Beskidzka	2010	1.77	1.50	0.26	0.00	0.09	30	30				1.77	1.77				1.50	1.50				

I. Description and identification of the entities which implement FEIs						II. Amounts of OP contributions paid to FEIs (HF or specific fund)					III. Investments made by FEIs in final recipients																	
1	2	3	4		5	6	7=8+9+10	8	9	10	11	12=13+14+15+16	13	14	15	16	17=18+19+20+21	18	19	20	21	22=23+24+25+26	23	24	25	26		
No.	Name of the fund	Operational Programme(s)	Type of FEI		Fund manager	Fund set-up	Amounts of OP contributions paid/committed to the fund (HF or specific fund)	out of which			Management costs and fees	Total number of financial products offered	out of which				OP contributions invested in final recipients	out of which				SF contributions invested in final recipients	out of which					
			a) HF/specific fund	b) Article 44 §1 (a) or (b) or (c)				Structural Funds	National public co-financing	National private co-financing			loans	guarantees	equity / venture capital	other products		loan	guarantee	equity / venture capital	other product		loan	guarantee	equity / venture capital	other product		
64	Fundusz pożyczkowy of Leżajsk Development Association, Leżajsk, RPPK.01.01.00-18-002/10	2007PL161PO013	specific fund	Article 44 §1 (a)	Leżajsk Development Association, Leżajsk	2010	2.50	2.12	0.37	0.00	0.36	130	130					2.18	2.18					1.85	1.85			
						2012	2.44	2.07	0.37	0.00	0.27	54	54															
65	Fundusz pożyczkowy of Podkarpacka Chamber of Commerce, Krosno, RPPK.01.01.00-18-007/10	2007PL161PO013	specific fund	Article 44 §1 (a)	Podkarpacka Chamber of Commerce, Krosno	2010	0.67	0.57	0.10	0.00	0.08	38	38					0.46	0.46					0.39	0.39			
66	Fundusz pożyczkowy of Regional Chamber of Commerce, Stalowa Wola	2007PL161PO013	specific fund	Article 44 §1 (a)	Regional Chamber of Commerce, Stalowa Wola	2010	2.40	2.04	0.36	0.00	0.36	91	91						2.04	2.04					1.74	1.74		
						2012	2.32	1.97	0.35	0.00	0.19	51	51										1.97	1.97				
67	Fundusz pożyczkowy of Regional Development Agency MARR SA, Mielec, RPPK.01.01.00-18-001/12	2007PL161PO013	specific fund	Article 44 §1 (a)	Regional Development Agency MARR SA, Mielec	2010	2.50	2.12	0.37	0.00	0.36	91	91						2.13	2.13					1.81	1.81		
						2012	2.44	2.07	0.37	0.00	0.20	25	25											1.64	1.64			
68	Fundusz pożyczkowy of Regional Development Agency SA, Rzeszów, RPPK.01.01.00-18-005/12	2007PL161PO013	specific fund	Article 44 §1 (a)	Regional Development Agency SA, Rzeszów	2012	2.44	2.07	0.37	0.00	0.13	15	15						1.16	1.16					0.98	0.98		
69	Fundusz pożyczkowy of Rural Development Foundation, Warsaw, RPPK.01.01.00-18-002/12	2007PL161PO013	specific fund	Article 44 §1 (a)	Rural Development Foundation, Warsaw	2010	2.51	2.14	0.38	0.00	0.20	1173	1173						2.33	2.33					1.98	1.98		
						2012	2.43	2.06	0.36	0.00	0.25	127	127											0.90	0.90			
70	Fundusz pożyczkowy of Tarnobrzaska Regional Development Agency SA, Tarnobrzeg, RPPK.01.01.00-18-004/12	2007PL161PO013	specific fund	Article 44 §1 (a)	Tarnobrzaska Regional Development Agency SA, Tarnobrzeg	2012	1.22	1.04	0.18	0.00	0.13	28	28						0.29	0.29					0.25	0.25		
71	Fundusz Pożyczkowy, Sandomierz	2007PL161PO018	specific fund	Article 44 §1 (a)	Ośrodek Promowania i Wspierania Przedsiębiorczości Rolnej, Sandomierz	2010	2.19	1.76	0.44	0.00	0.20	85	85						1.54	1.54					1.23	1.23		
72	Fundusz Pożyczkowy "Skawa" - Stowarzyszenia "Samorządowe Centrum Przedsiębiorczości i Rozwoju" w Suchej Beskidzkiej	2007PL161PO010	specific fund	Article 44 §1 (a)	Stowarzyszenie "Samorządowe Centrum Przedsiębiorczości i Rozwoju" w Suchej Beskidzkiej, Suchoja Beskidzka	2009	2.51	2.13	0.38	0.00	0.19	256	256						2.51	2.51					2.13	2.13		
73	Fundusz pożyczkowy (Warmińsko-Mazurska Agencja Rozwoju Regionalnego S.A. w Olsztynie)	2007PL161PO020	specific fund	Article 44 §1 (a)	Warmińsko-Mazurska Agencja Rozwoju Regionalnego S.A. w Olsztynie	2009	15.30	15.30	0.00	0.00	1.70	536	536						15.24	15.24					15.24	15.24		
						2012	3.43	3.43	0.00	0.00	0.07	73	73											2.20	2.20			
74	Fundusz Pożyczkowy Województwa Świętokrzyskiego sp. z o.o. Kielce	2007PL161PO018	specific fund	Article 44 §1 (a)	Fundusz Pożyczkowy Województwa Świętokrzyskiego sp. z o.o., Kielce	2010	15.05	12.79	2.26		1.91	161	161						12.48	12.48					10.61	10.61		
75	Fundusz Pożyczkowy Wspierania Innowacji, Warszawa	2007PL161PO001	specific fund	Article 44 §1 (a)	Polska Agencja Rozwoju Przedsiębiorczości	2013	18.65	18.65			0.18								0.46	0.46					0.39	0.39		

I. Description and identification of the entities which implement FEIs						II. Amounts of OP contributions paid to FEIs (HF or specific fund)					III. Investments made by FEIs in final recipients																
1	2	3	4		5	6	7=8+9+10	8	9	10	11	12=13+14+15+16	13	14	15	16	17=18+19+20+21	18	19	20	21	22=23+24+25+26	23	24	25	26	
No.	Name of the fund	Operational Programme(s)	Type of FEI		Fund manager	Fund set-up	Amounts of OP contributions paid/comitted to the fund (HF or specific fund)	out of which			Management costs and fees	Total number of financial products offered	out of which				OP contributions invested in final recipients	out of which				SF contributions invested in final recipients	out of which				
			a) HF/specific fund	b) Article 44, §1 (a) or (b) or (c)				Structural Funds	National public co-financing	National private co-financing			loans	guarantees	equity / venture capital	other products		loan	guarantee	equity / venture capital	other product		loan	guarantee	equity / venture capital	other product	
76	Grudziądzkie Poręczenia Kredytowe Spółka z ograniczoną odpowiedzialnością; Grudziądz	2007PL161PO006	specific fund	Article 44 §1 (a)	Grudziądzkie Poręczenia Kredytowe Spółka z ograniczoną odpowiedzialnością, ul. Sienkiewicza 22, 86-300 Grudziądz	2009	1.93	1.93	0.00	0.00	0.12	64					1.93		1.93			1.93		1.93			
						2010	1.25	1.25	0.00	0.00	0.16	43								1.25		1.25			1.25		1.25
77	Kujawskie Poręczenia Kredytowe Spółka z ograniczoną odpowiedzialnością; Włocławek	2007PL161PO006	specific fund	Article 44 §1 (a)	Kujawskie Poręczenia Kredytowe Spółka z ograniczoną odpowiedzialnością, ul. Toruńska 148 lok B07, 87-800 Włocławek	2009	1.77	1.77	0.00	0.00	0.12	63					1.77		1.77			1.77		1.77			
78	Kujawsko-Pomorski Fundusz Poręczeń Kredytowych Spółka z ograniczoną odpowiedzialnością; Toruń	2007PL161PO006	specific fund	Article 44 §1 (a)	Kujawsko-Pomorski Fundusz Poręczeń Kredytowych Spółka z ograniczoną odpowiedzialnością, ul. Szosa Chelmińska 26, 87-100 Toruń	2009	9.40	9.40	0.00	0.00	0.18	163					9.40		9.40			9.40		9.40			
79	Kujawsko-Pomorski Fundusz Pożyczkowy Sp. z o.o.; Toruń	2007PL161PO006	specific fund	Article 44 §1 (a)	Kujawsko-Pomorski Fundusz Pożyczkowy Sp. z o.o., ul. Włocławska 167, 87-100 Toruń	2009	8.87	8.87	0.00	0.00	0.79	267	267					8.87	8.87			8.87	8.87				
80	Lokalny fundusz pożyczkowy, Pierzchnica	2007PL161PO018	specific fund	Article 44 §1 (a)	Fundacja Rozwoju Regionu Pierzchnica, Pierzchnica	2010	3.16	2.51	0.65		0.30	168	168					2.85	2.85			2.26	2.26				
81	Lubuski Fundusz Poręczeń Kredytowych Sp. z o.o. - Zielona Góra (RPLB.02.05.00-08-001/09)	2007PL161PO008	specific fund	Article 44 §1 (a)	Lubuski Fundusz Poręczeń Kredytowych Sp. z o.o. - Zielona Góra	2009	2.45	2.45	0.00	0.00	0.21	71					2.45		2.45			2.45		2.45			
						2013	0.48	0.48	0.00	0.00	0.00	5								0.04		0.04			0.04		0.04
82	Łomżyński Fundusz Poręczeń Kredytowych Spółka z ograniczoną odpowiedzialnością, 18-400 Łomża, ul M.C. Skłodowskiej 1	2007PL161PO014	specific fund	Article 44 §1 (a)	Łomżyński Fundusz Poręczeń Kredytowych Spółka z ograniczoną odpowiedzialnością, 18-400 Łomża, ul M.C. Skłodowskiej 1	2010	3.77	3.77	0.00	0.00	0.21	139					4.64		4.64			4.64		4.64			
83	Małopolski Fundusz Pożyczkowy dla mikro, małych i średnich przedsiębiorców dotkniętych klęskami żywiołowymi lub innymi zdarzeniami nadzwyczajnymi Małopolskiej Agencji Rozwoju Regionalnego S.A. w Krakowie	2007PL161PO010	specific fund	Article 44 §1 (a)	Małopolska Agencja Rozwoju Regionalnego S.A., Kraków	2010	1.26	1.07	0.19	0.00	0.05	7	7					0.27	0.27			0.23	0.23				
84	Małopolski Fundusz Pożyczkowy dla pożyczek udzielanych w ramach funduszu dofinansowanego z Małopolskiego Regionalnego Programu Operacyjnego, Kraków	2007PL161PO010	specific fund	Article 44 §1 (a)	Małopolska Agencja Rozwoju Regionalnego S.A., Kraków	2009	4.26	3.62	0.64	0.00	0.25	140	140					4.24	4.24			3.61	3.61				
85	Małopolski Regionalny Fundusz Poręczeń dla poręczeń udzielanych w ramach MRPO, Kraków	2007PL161PO010	specific fund	Article 44 §1 (a)	Małopolski Regionalny Fundusz Poręczeń Sp. z o.o. w Krakowie	2010	12.61	10.72	1.89	0.00	0.24	38					2.60		2.60			2.21		2.21			
86	Mazowiecki Fundusz Poręczeń Kredytowych Sp z o.o., Warszawa	2007PL161PO011	specific fund	Article 44 §1 (a)	Mazowiecki Fundusz Poręczeń Kredytowych Sp z o.o., Warszawa	2010	8.72	8.72			0.17	84					4.73		4.73			4.73		4.73			
87	Mazowiecki Regionalny Fundusz Pożyczkowy Sp. z o.o. Warszawa	2007PL161PO011	specific fund	Article 44 §1 (a)	Mazowiecki Regionalny Fundusz Pożyczkowy Sp. z o.o., Warszawa	2010	4.77	4.77			0.25	122	122					4.74	4.74			4.74	4.74				
						2012	1.25	1.25			0.06	21	21							0.41	0.41			0.41	0.41		
88	Mikro Fundusz Pożyczkowy Centrum Biznesu Małopolski Zachodniej Sp. z o.o. w Oświęcimiu	2007PL161PO010	specific fund	Article 44 §1 (a)	Centrum Biznesu Małopolski Zachodniej Sp. z o.o. w Oświęcimiu	2009	1.25	1.06	0.19	0.00	0.16	115	115					1.25	1.25			1.06	1.06				

I. Description and identification of the entities which implement FEIs						II. Amounts of OP contributions paid to FEIs (HF or specific fund)					III. Investments made by FEIs in final recipients																
1	2	3	4		5	6	7=8+9+10	8	9	10	11	12=13+14+15+16	13	14	15	16	17=18+19+20+21	18	19	20	21	22=23+24+25+26	23	24	25	26	
No.	Name of the fund	Operational Programme(s)	Type of FEI		Fund manager	Fund set-up	Amounts of OP contributions paid/comitted to the fund (HF or specific fund)	out of which			Management costs and fees	Total number of financial products offered	out of which				OP contributions invested in final recipients	out of which				SF contributions invested in final recipients	out of which				
			a) HF/specific fund	b) Article 44, §1 (a) or (b) or (c)				Structural Funds	National public co-financing	National private co-financing			loans	guarantees	equity / venture capital	other products		loan	guarantee	equity / venture capital	other product		loan	guarantee	equity / venture capital	other product	
89	Opolski Regionalny Fundusz Poręczeń Kredytowych Sp. z o.o. w Opolu Opole	2007PL161PO012	specific fund	Article 44 §1 (a)	Opolski Regionalny Fundusz Poręczeń Kredytowych Sp. z o.o. w Opolu ul. Kółkątaja 11/28, 45-064 Opole	2009	2.40	2.40	0.00	0.00	0.05	79		79			2.35		2.35			2.35			2.35		
90	OSTROLEŃSKI RUCH WSPIERANIA PRZEDSIĘBIORCZOŚCI, Ostrołęka	2007PL161PO011	specific fund	Article 44 §1 (a)	OSTROLEŃSKI RUCH WSPIERANIA PRZEDSIĘBIORCZOŚCI, Ostrołęka	2012	2.38	2.38			0.11	26	26				0.82	0.82				0.82			0.82		
91	Podlaska Fundacja Rozwoju Regionalnego, 15-073 Białystok, ul. Starobojarska 15	2007PL161PO014	specific fund	Article 44 §1 (a)	Podlaska Fundacja Rozwoju Regionalnego, 15-073 Białystok, ul. Starobojarska 15	2010	2.55	2.55	0.00	0.00	0.00	110	110				2.26	2.26				2.42			2.42		
92	Podlaski Fundusz Poręczeniowy Spółka z ograniczoną odpowiedzialnością, 15-073 Białystok, ul. Starobojarska 15	2007PL161PO014	specific fund	Article 44 §1 (a)	Podlaski Fundusz Poręczeniowy Spółka z ograniczoną odpowiedzialnością, 15-073 Białystok, ul. Starobojarska 15	2010	12.77	12.77	0.00	0.00	0.00	209		209			11.76		11.76			11.76			11.76		
93	Polskie Towarzystwo Ekonomiczne Oddział w Bydgoszczy; Bydgoszcz	2007PL161PO006	specific fund	Article 44 §1 (a)	Polskie Towarzystwo Ekonomiczne, ul. Długa 34, 85-034 Bydgoszcz	2010	0.86	0.86	0.00	0.00	0.05	22	22				0.78	0.78				0.78			0.78		
94	Polski Fundusz Gwarancyjny Spółka z ograniczoną odpowiedzialnością, Lublin	2007PL161PO007	specific fund	Article 44 §1 (a)	Polski Fundusz Gwarancyjny Sp. z o.o., Lublin	2009	10.86	9.23	1.63	0.00	0.86	171		171			6.69		6.69			5.69			5.69		
95	Pomorski Fundusz Pożyczkowy Spółka z ograniczoną odpowiedzialnością, Gdańsk	2007PL161PO015	specific fund	Article 44 §1 (a)	Pomorski Fundusz Pożyczkowy Spółka z ograniczoną odpowiedzialnością, Gdańsk	2009	4.09	3.07		1.02	0.45						4.09	4.09				3.07			3.07		
96	Puławski Fundusz Poręczeń Kredytowych, Puławy	2007PL161PO007	specific fund	Article 44 §1 (a)	Puławski Fundusz Poręczeń Kredytowych, Puławy	2009	2.34	1.99	0.35	0.00	0.09	34		34			0.43		0.43			0.36			0.36		
97	Regionalne Towarzystwo Inwestycyjne Spółka Akcyjna, Dzierżoń	2007PL161PO015	specific fund	Article 44 §1 (a)	Regionalne Towarzystwo Inwestycyjne Spółka Akcyjna, Dzierżoń	2009	1.25	0.94		0.31	0.04						1.25		1.25			0.94			0.94		
98	Regionalny Fundusz Pożyczkowy Lubelskiej Fundacji Rozwoju, Lublin	2007PL161PO007	specific fund	Article 44 §1 (a)	Lubelska Fundacja Rozwoju, Warszawa	2009	16.60	16.60	0.00	0.00	1.82	943	943				16.60	16.60				16.60			16.60		
99	Słupskie Stowarzyszenie Innowacji Gospodarczych i Przedsiębiorczości, Słupsk	2007PL161PO015	specific fund	Article 44 §1 (a)	Słupskie Stowarzyszenie Innowacji Gospodarczych i Przedsiębiorczości, Słupsk	2009	2.77	2.07		0.69	0.07						2.77	2.77				2.07			2.07		
100	Stowarzyszenie Wspierania Małej przedsiębiorczości z siedzibą w Dobiegniewie (Fundusz Pożyczkowy w Dobiegniewie) - Dobiegniew	2007PL161PO008	specific fund	Article 44 §1 (a)	Stowarzyszenie Wspierania Małej przedsiębiorczości z siedzibą w Dobiegniewie (Fundusz Pożyczkowy w Dobiegniewie) - Dobiegniew	2009	0.72	0.72	0.00	0.00	0.09	50	50				0.72	0.72				0.72			0.72		
101	Subregionalny Fundusz Pożyczkowy "KUJAWIAK-INWESTYCJE"; Szczecin	2007PL161PO006	specific fund	Article 44 §1 (a)	Polska Fundacja Przedsiębiorczości (Polish Entrepreneurs Foundation), ul. Monte Cassino 32, 70-466 Szczecin	2010	2.49	2.49	0.00	0.00	0.14	76	76				2.49	2.49				2.49			2.49		
102	Świętokrzyski Fundusz Poręczeniowy sp. z o.o. Kielce	2007PL161PO018	specific fund	Article 44 §1 (a)	Świętokrzyski Fundusz Poręczeniowy sp. z o.o. Kielce	2010	6.77	5.08	1.69		0.37	86		86			4.95		4.95			3.71			3.71		
103	Świętokrzyski Fundusz Pożyczkowy, Końskie	2007PL161PO018	specific fund	Article 44 §1 (a)	Koneckie Stowarzyszenie Wspierania Przedsiębiorczości, Końskie	2010	6.38	5.42	0.96		0.73	201	201				5.52	5.52				4.69			4.69		
104	Toruński Fundusz Poręczeń Kredytowych Spółka z ograniczoną odpowiedzialnością; Toruń	2007PL161PO006	specific fund	Article 44 §1 (a)	Toruński Fundusz Poręczeń Kredytowych Spółka z ograniczoną odpowiedzialnością, ul. Kopernika 27, 87 - 100 Toruń	2009	2.02	2.02	0.00	0.00	0.05	41		41			2.02		2.02			2.02			2.02		

I. Description and identification of the entities which implement FEIs						II. Amounts of OP contributions paid to FEIs (HF or specific fund)					III. Investments made by FEIs in final recipients																			
1	2	3	4		5	6	7=8+9+10	8	9	10	11	12=13+14+15+16	13	14	15	16	17=18+19+20+21	18	19	20	21	22=23+24+25+26	23	24	25	26				
No.	Name of the fund	Operational Programme(s)	Type of FEI		Fund manager	Fund set-up	Amounts of OP contributions paid/comitted to the fund (HF or specific fund)	out of which			Management costs and fees	Total number of financial products offered	out of which				OP contributions invested in final recipients	out of which				SF contributions invested in final recipients	out of which							
			a) HF/specific fund	b) Article 44, §1 (a) or (b) or (c)				Structural Funds	National public co-financing	National private co-financing			loans	guarantees	equity / venture capital	other products		loan	guarantee	equity / venture capital	other product		loan	guarantee	equity / venture capital	other product				
105	Wojewódzki Fundusz Ochrony Środowiska i Gospodarki Wodnej w Opolu Opole	2007PL161PO012	specific fund	Article 44 §1 (a)	Wojewódzki Fundusz Ochrony Środowiska i Gospodarki Wodnej w Opolu ul. Krakowska 53, 45-064 Opole	2009	5.52	5.52	0.00	0.00	0.17	108	108				4.59	4.59				4.59	4.59							
106	Wojewódzki Zakład Doskonalenia Zawodowego w Gorzowie Wielkopolskim - Gorzów Wielkopolski	2007PL161PO008	specific fund	Article 44 §1 (a)	Wojewódzki Zakład Doskonalenia Zawodowego w Gorzowie Wielkopolskim - Gorzów Wielkopolski	2013	0.18	0.18	0.00	0.00	0.00	7	7				0.04	0.04				0.04	0.04							
TOTAL OP contributions provided							from MA to HF's	813.82	659.39	154.4299	0.00	28.53				0	0													
							from HF's to specific funds	703.52	563.04	140.48	0.00	26.67	12012	5725	6239	48	0	460.41	306.87	147.67	5.87		365.04	246.34	113.71	4.99				
							from MA directly to specific funds	370.00	341.12	23.07	5.82	22.48	10367	8271	2096		0	262.06	184.47	77.59			244.56	170.86	73.70					

I. Description and identification of the entities which implement FEIs						II. Amounts of OP contributions paid to FEIs (HF or specific fund)					III. Investments made by FEIs in final recipients																	
1	2	3	4		5	6	7=8+9+10	8	9	10	11	12=13+14+15+16	13	14	15	16	17=18+19+20+21	18	19	20	21	22=23+24+25+26	23	24	25	26		
No.	Name of the fund	Operational Programme(s)	Type of FEI		Fund manager	Fund set-up	Amounts of OP contributions paid/committed to the fund (HF or specific fund)	out of which			Management costs and fees	Total number of financial products offered	out of which				OP contributions invested in final recipients	out of which				SF contributions invested in final recipients	out of which					
			a) HF/specific fund	b) Article 44, §1 (a) or (b) or (c)				Structural Funds	National public co-financing	National private co-financing			loans	guarantees	equity / venture capital	other products		loan	guarantee	equity / venture capital	other product		loan	guarantee	equity / venture capital	other product		
1	FIAEA - FUNDO DE INVESTIMENTO DE APOIO AO EMPREENDEDORISMO DOS AÇORES 9504-533 PONTA DELGADA	2007PT161PO006	HF	-	Portugal Capital Ventures - Sociedade de Capital de Risco, S.A. Limited Company Mainly Public 4100-079 Porto	2010	0.90	0.77	0.14		0.03																	
1.1	FIAEA - Fundo de Investimento de Apoio ao Empreendedorismo dos Açores 9504-533 Ponta Delgada	2007PT161PO006	specific fund	Article 44 §1 (a)	Portugal Capital Ventures - Sociedade de Capital de Risco, S.A. Limited Company Mainly Public 4100-079 Porto		0.00	0.00	0.00	0.00																		
2	FINOVA - FUNDO DE APOIO AO FINANCIAMENTO À INOVAÇÃO - PORTO	2007PT161PO001	HF	-	PME Investimentos - Sociedade de Investimento, SA - Portugal, Porto	2008	230.11	185.26	44.85	0.00	5.16																	
		14.77					5.48	9.28	0.00	0.01																		
		35.32					10.88	24.44	0.00	0.79																		
2.1	16132 - FCR Portugal Ventures Internacionalização - Lisboa	2007PT161PO001	specific fund	Article 44 §1 (a)	Portugal Capital Ventures - Sociedade de Capital de Risco, S.A - Lisboa	2010	6.00	3.00	1.20	1.80	0.07	1				1					1.50					0.75		0.75
2.2	16133 - FCR Beta Ciências da Vida - Maia	2007PT161PO001	specific fund	Article 44 §1 (a)	Beta Sociedade de Capital de Risco S.A - Maia	2010	1.25	0.88	0.00	0.38	0.04	3				3					0.61				0.43		0.43	
2.3	16134 - FCR ASK Celta - Lisboa	2007PT161PO001	specific fund	Article 44 §1 (a)	ISQ - Sociedade de Capital de Risco, S.A - Lisboa	2010	2.00	1.00	0.00	1.00	0.04	1				1					0.60				0.30		0.30	
2.4	16135 - FCR Capital Criativo I - Lisboa	2007PT161PO001	specific fund	Article 44 §1 (a)	Capital Criativo SCR, SA - Lisboa	2010	20.50	10.00	0.00	10.50	0.32	5				5					7.28				3.55		3.55	
2.5	16136 - FCR ES Ventures Inovação e Internacionalização - Lisboa	2007PT161PO001	specific fund	Article 44 §1 (a)	Espírito Santo Capital - Soc.Capital Risco, S.A - Lisboa	2010	6.50	3.25	0.00	3.25	0.06	5				5					3.48				1.74		1.74	
2.6	16137 - FCR Portugal Ventures Indústrias Criativas - Lisboa	2007PT161PO001	specific fund	Article 44 §1 (a)	Portugal Capital Ventures - Sociedade de Capital de Risco, S.A - Lisboa	2010	4.20	1.80	0.00	2.40	0.12	6				6					2.01				1.01		1.01	
2.7	16140 - FCR Portugal Ventures Early Stages - Lisboa	2007PT161PO001	specific fund	Article 44 §1 (a)	Portugal Capital Ventures - Sociedade de Capital de Risco, S.A - Lisboa	2010	1.90	1.30	0.00	0.60	0.09	1				1					0.32				0.22		0.22	
2.8	16141 - FCR Minho e Internacionalização - Braga	2007PT161PO001	specific fund	Article 44 §1 (a)	2B Partner - Soc Capital de Risco, S.A - Braga	2010	1.20	0.60	0.00	0.60	0.00	0				0					0.00				0.00		0.00	
2.9	16142 - FCR Novabase Capital Inovação & Internacionalização - Lisboa	2007PT161PO001	specific fund	Article 44 §1 (a)	Novabase Capital - Sociedade de Capital de Risco, S.A. - Lisboa	2011	10.10	5.00	0.00	5.10	0.09	5				5					6.18				3.06		3.06	
2.10	16143 - FCR Patris Capital Partners - Lisboa	2007PT161PO001	specific fund	Article 44 §1 (a)	Patris Gestão de Activos SGFIM, SA - Lisboa	2010	5.00	2.50	0.00	2.50	0.18	1				1					1.08				0.54		0.54	
2.11	16144 - FCR Turismo Inovação - Lisboa	2007PT161PO001	specific fund	Article 44 §1 (a)	Portugal Capital Ventures - Sociedade de Capital de Risco, S.A - Lisboa	2010	6.00	3.00	1.20	1.80	0.05	0				0					0.00				0.00		0.00	
2.12	16145 - FCR PME/BES - Lisboa	2007PT161PO001	specific fund	Article 44 §1 (a)	Espírito Santo Capital - Soc.Capital Risco, S.A - Lisboa	2010	3.90	1.95	0.00	1.95	0.05	1				1					1.50				0.75		0.75	
2.13	16146 - FCR Critical Ventures I - Coimbra	2007PT161PO001	specific fund	Article 44 §1 (a)	Critical Ventures - Soc.Capital Risco, SA - Coimbra	2010	2.85	1.43	0.00	1.43	0.05	3				3					1.87				0.94		0.94	
2.14	16147 - FCR Portugal Ventures Biocant - Lisboa	2007PT161PO001	specific fund	Article 44 §1 (a)	Portugal Capital Ventures - Sociedade de Capital de Risco, S.A - Lisboa	2010	2.00	0.60	0.00	1.40	0.08	1				1					0.15				0.08		0.08	
2.15	16149 - FCR ASK Capital - Lisboa	2007PT161PO001	specific fund	Article 44 §1 (a)	ISQ - Sociedade de Capital de Risco, S.A - Lisboa	2010	1.29	0.89	0.00	0.40	0.03	1				1					0.50				0.34		0.34	

I. Description and identification of the entities which implement FEIs						II. Amounts of OP contributions paid to FEIs (HF or specific fund)					III. Investments made by FEIs in final recipients															
1	2	3	4		5	6	7=8+9+10	8	9	10	11	12=13+14+15+16	13	14	15	16	17=18+19+20+21	18	19	20	21	22=23+24+25+26	23	24	25	26
No.	Name of the fund	Operational Programme(s)	Type of FEI		Fund manager	Fund set-up	Amounts of OP contributions paid/committed to the fund (HF or specific fund)	out of which			Management costs and fees	Total number of financial products offered	out of which				OP contributions invested in final recipients	out of which				SF contributions invested in final recipients	out of which			
			a) HF/specific fund	b) Article 44, §1 (a) or (b) or (c)				Structural Funds	National public co-financing	National private co-financing			loans	guarantees	equity / venture capital	other products		loan	guarantee	equity / venture capital	other product		loan	guarantee	equity / venture capital	other product
2.16	16152 - FCR Portugal Ventures Universitas - Lisboa	2007PT161PO001	specific fund	Article 44 §1 (a)	Portugal Capital Ventures – Sociedade de Capital de Risco, S.A - Lisboa	2010	1.13	0.79	0.00	0.34	0.05	2			2		0.44			0.44		0.30			0.30	
2.17	16154 - FCR Portugal Ventures Acelerador de Comercialização de Tecnologia II - Lisboa	2007PT161PO001	specific fund	Article 44 §1 (a)	Portugal Capital Ventures – Sociedade de Capital de Risco, S.A - Lisboa	2010	1.93	1.35	0.00	0.58	0.00	0			0		0.00			0.00		0.00			0.00	
2.18	16155 - FCR Istart I - Lisboa	2007PT161PO001	specific fund	Article 44 §1 (a)	Espirito Santo Capital - Soc.Capital Risco, S.A - Lisboa	2010	1.50	1.05	0.00	0.45	0.01	3			3		0.56			0.56		0.39			0.39	
2.19	16156 - Linha de financiamento a investidores em capital de risco (Business Angels)	2007PT161PO001	specific fund	Article 44 §1 (a)	51 Entidades Veiculo	2010	13.65	8.83	0.00	4.82	0.00	103			103		16.34			16.34		10.58			10.58	
2.20	16159 - FCR Fast Change II - Porto	2007PT161PO001	specific fund	Article 44 §1 (a)	Change Partners SCR,SA - Porto	2010	3.00	1.80	0.00	1.20	0.08	4			4		1.58			1.58		0.95			0.95	
2.21	32822 - FCR REVITALIZAR NORTE - Lisboa	2007PT161PO001	specific fund	Article 44 §1 (a)	EXPLORER INVESTMENTS - SOCIEDADE DE CAPITAL DE RISCO, S.A. - Lisboa	2013	16.00	8.00	0.00	8.00	0.00	0			0		0.00			0.00		0.00			0.00	
2.22	32823 - FCR REVITALIZAR CENTRO - Lisboa	2007PT161PO001	specific fund	Article 44 §1 (a)	OXY CAPITAL - SOCIEDADE DE CAPITAL DE RISCO, S.A. - Lisboa	2013	16.00	8.00	0.00	8.00	0.00	0			0		0.00			0.00		0.00			0.00	
2.23	32824 - FCR REVITALIZAR ALENTEJO - Lisboa	2007PT161PO001	specific fund	Article 44 §1 (a)	Capital Criativo SCR, SA - Lisboa	2013	4.00	2.00	0.00	2.00	0.00	0			0		0.00			0.00		0.00			0.00	
2.24	40764 - LINHA DE FINANCIAMENTO A OPERAÇÕES DESENVOLVIDAS POR BUSINESS ANGELS	2007PT161PO001	specific fund	Article 44 §1 (a)	PME Investimentos – Sociedade de Investimento, S.A. Porto	2013	0.00	0.00	0.00	0.00	0.00	0			0		0.00			0.00		0.00			0.00	
2.25	4574 - Linhas de Crédito PME Investe I e II	2007PT161PO001	specific fund	Article 44 §1 (a)	PME Investimentos - Sociedade de Investimento, S.A - Porto	2008	103.05	72.14	30.92	0.00	0.00	7522		3761		3761	105.80		60.96		44.84	74.06		42.67		31.39
2.26	5734 - Fundo Especial de Investimento - FICA - Lisboa	2007PT161PO001	specific fund	Article 44 §1 (a)	Banif Gestão de Activos - Soc.Gestora de Fundos de Investimento Mobiliário, S.A - Lisboa	2010	6.60	4.62	1.98	0.00	0.00	5			5		10.92			10.92		3.14			3.14	
2.27	FCR IStart I - Lisboa	2007PT162PO001	specific fund	Article 44 §1 (a)	Espirito Santo Ventures SCR, S.A. - Lisboa	2011	0.96	0.38	0.00	0.58	0.04	1			1		0.30			0.30		0.12			0.12	
2.28	FCR Novabase Capital Inovação e Internacionalização - Lisboa	2007PT162PO001	specific fund	Article 44 §1 (a)	Novabase Capital – Sociedade de Capital de Risco, S.A. - Lisboa	2011	1.26	0.50	0.00	0.76	0.03	2			2		1.25			1.25		0.50			0.50	
2.29	FCR Portugal Ventures Acelerador de Comercialização de Tecnologia (ACTEC) II - Lisboa	2007PT162PO001	specific fund	Article 44 §1 (a)	Portugal Capital Ventures – Sociedade de Capital de Risco, S.A - Porto	2011	0.91	0.36	0.00	0.55	0.02	1			1		0.18			0.18		0.07			0.07	
2.30	FCR Portugal Ventures Early Stages - Lisboa	2007PT162PO001	specific fund	Article 44 §1 (a)	Portugal Capital Ventures – Sociedade de Capital de Risco, S.A - Porto	2011	0.25	0.10	0.00	0.15	0.02	0			0		0.00			0.00		0.00			0.00	
2.31	FCR Portugal Ventures Universitas - Lisboa	2007PT162PO001	specific fund	Article 44 §1 (a)	Portugal Capital Ventures – Sociedade de Capital de Risco, S.A - Porto	2011	0.38	0.15	0.00	0.23	0.03	0			0		0.00			0.00		0.00			0.00	
2.32	FCR Revitalizar Lisboa, Alentejo e Algarve - Lisboa	2007PT162PO001	specific fund	Article 44 §1 (a)	Capital Criativo - SCR, S.A.	2013	4.00	2.00	0.00	2.00	0.08	0			0		0.00			0.00		0.00			0.00	
2.33	FCR Revitalizar Sul - Lisboa	2007PT161PO005	specific fund	Article 44 §1 (a)	Capital Criativo - Sociedade de Capital de Risco, SA - Lisboa	2013	2.00	1.00	0.00	1.00	0.11	1			1		1.50			1.50		0.75			0.75	
2.34	Linhas crédito PME Investe I e II	2007PT162PO001	specific fund	Article 44 §1 (a)	PME Investimentos - Sociedade de Investimento, S.A. - Portugal, Porto	2008	20.85	4.86	15.99	0.00	0.00	1156		576		580	20.85		13.50		7.35	4.86		3.14		1.71
2.35	PME Investe I e II	2007PT161PO005	specific fund	Article 44 §1 (a)	PME Investimentos - Sociedade de Investimento, S.A. - Portugal, Porto	2008	12.75	3.47	9.28	0.00	0.00	154		154			6.96		5.45		1.51	1.93		1.52		0.42

I. Description and identification of the entities which implement FEIs						II. Amounts of OP contributions paid to FEIs (HF or specific fund)					III. Investments made by FEIs in final recipients																					
1	2	3	4		5	6	7=8+9+10	8	9	10	11	12=13+14+15+16	13	14	15	16	17=18+19+20+21	18	19	20	21	22=23+24+25+26	23	24	25	26						
No.	Name of the fund	Operational Programme(s)	Type of FEI		Fund manager	Fund set-up	Amounts of OP contributions paid/committed to the fund (HF or specific fund)	out of which			Management costs and fees	Total number of financial products offered	out of which				OP contributions invested in final recipients	out of which				SF contributions invested in final recipients	out of which									
			a) HF/specific fund	b) Article 44, §1 (a) or (b) or (c)				Structural Funds	National public co-financing	National private co-financing			loans	guarantees	equity / venture capital	other products		loan	guarantee	equity / venture capital	other product		loan	guarantee	equity / venture capital	other product						
3	JESSICA HOLDING FUND PORTUGAL - LUXEMBOURG	2007PT161PO002	HF	-	European Investment Bank	2009	61.15	45.00	16.15		1.85																					
		2007PT161PO003					29.73	28.80	0.93		0.86																					
		2007PT161PO004					23.91	16.20	7.71		0.71																					
		2007PT161PO005					7.50	7.50			0.19																					
		2007PT162PO001					10.21	5.00	5.21		0.37																					
3.1	BPI JESSICA Loans, Porto (Contract 81247)	2007PT161PO002	specific fund	Article 44 §1 (b)	Banco BPI, Porto, Portugal	2011	14.50	9.43	5.08	0.00	1.12	14	14				6.95	6.95				4.52	4.52									
		2007PT161PO004					5.50	3.11	2.39	0.00	0.43	2	2				3.35	3.35				1.89	1.89									
3.4	Caixa Geral de Depósitos, SA, JESSICA Loans, Portugal (Contract 82607, 81248 & 82608)	2007PT161PO002	specific fund	Article 44 §1 (b)	Caixa Geral de Depósitos, SA, Portugal	2011	6.66	6.66	0.00	0.00		5	5				1.69	1.69				1.69	1.69									
		2007PT161PO003					13.22	7.39	5.83	0.00		2	2				0.16	0.16				0.09	0.09									
		2007PT161PO004					2.75	1.93	0.83	0.00		1	1				0.52	0.52				0.37	0.37									
3.6	Turismo de Portugal, JESSICA Loans, (Contract 81251 & 81250)	2007PT162PO001	specific fund	Article 44 §1 (b)	Turismo de Portugal IP, Lisbon, Portugal	2011	5.00	2.45	2.55	0.00	0.00	9	9				2.23	2.23				1.09	1.09									
		2007PT161PO005					2.00	2.00	0.00	0.00		2	2				0.88	0.88				0.44	0.44									
4	Investe QREN	2007PT161PO005	specific fund	Article 44 §1 (a)	SPGM - Sociedade de Investimento, SA - Porto	2013	0.21	0.21	0.00	0.00	0.02	7		6		1	0.38		0.38		0.00	0.38		0.38		0.00						
5	Linha de Apoio à Recuperação Empresarial da Madeira, Funchal	2007PT162PO002	specific fund	Article 44 §1 (a)	Instituto de Desenvolvimento Empresarial, IP - RAM Funchal	2010	0.10	0.09	0.02	0.00	0.00	212				212	0.00				0.00	0.00				0.00						
6	Linha de Apoio à Reestruturação de Dívida Bancária das Empresas dos Açores	2007PT161PO006	specific fund	Article 44 §1 (a)	Ilhas de Valor, SA, Região Autónoma dos Açores	2009	2.94	2.62	0.32								2.99				2.99	2.54				2.54						
7	Linha de Apoio à Reestruturação de Dívida Bancária das Empresas dos Açores e Apoio à Liquidez	2007PT161PO006	specific fund	Article 44 §1 (a)	Ilhas de Valor, SA, Região Autónoma dos Açores	2012	0.42	0.38	0.04								0.30				0.30	0.25				0.25						
8	Linha de Apoio à Reestruturação de Dívida Bancária das Empresas dos Açores II	2007PT161PO006	specific fund	Article 44 §1 (a)	Ilhas de Valor, SA, Região Autónoma dos Açores	2011	2.52	2.41	0.10								1.13				1.13	0.96				0.96						
9	Linha de Crédito Açores Empresas	2007PT161PO006	specific fund	Article 44 §1 (a)	Ilhas de Valor, SA, Região Autónoma dos Açores	2010	1.55	1.36	0.19								0.59				0.59	0.50				0.50						
10	Linha de Crédito Açores Empresas II	2007PT161PO006	specific fund	Article 44 §1 (a)	Ilhas de Valor, SA, Região Autónoma dos Açores	2010	0.42	0.39	0.03								0.42				0.42	0.36				0.36						
11	Linha de Crédito Açores Empresas III	2007PT161PO006	specific fund	Article 44 §1 (a)	Ilhas de Valor, SA, Região Autónoma dos Açores	2012	0.40	0.38	0.02								0.01				0.01	0.01				0.01						
12	Linha de Crédito Açores Investe	2007PT161PO006	specific fund	Article 44 §1 (a)	Ilhas de Valor, SA, Região Autónoma dos Açores	2009	4.59	3.97	0.63								1.65				1.65	1.41				1.41						
13	Linha de Crédito Açores Investe II	2007PT161PO006	specific fund	Article 44 §1 (a)	Ilhas de Valor, SA, Região Autónoma dos Açores	2011	4.91	4.74	0.17								1.81				1.81	1.54				1.54						
14	Linha de Crédito Bonificada para Micro e Pequenas Empresas da Madeira, Funchal	2007PT162PO002	specific fund	Article 44 §1 (a)	Instituto de Desenvolvimento Empresarial, IP - RAM Funchal	2009	1.40	1.19	0.21	0.00	0.00	640		320		320	2.40		1.00		1.40	2.04		0.85		1.19						

I. Description and identification of the entities which implement FEIs						II. Amounts of OP contributions paid to FEIs (HF or specific fund)					III. Investments made by FEIs in final recipients															
1	2	3	4		5	6	7=8+9+10	8	9	10	11	12=13+14+15+16	13	14	15	16	17=18+19+20+21	18	19	20	21	22=23+24+25+26	23	24	25	26
No.	Name of the fund	Operational Programme(s)	Type of FEI		Fund manager	Fund set-up	Amounts of OP contributions paid/comitted to the fund (HF or specific fund)	out of which			Management costs and fees	Total number of financial products offered	out of which				OP contributions invested in final recipients	out of which				SF contributions invested in final recipients	out of which			
			a) HF/specific fund	b) Article 44, §1 (a) or (b) or (c)				Structural Funds	National public co-financing	National private co-financing			loans	guarantees	equity / venture capital	other products		loan	guarantee	equity / venture capital	other product		loan	guarantee	equity / venture capital	other product
15	Linha de Crédito Bonificada para Micro e Pequenas Empresas da Madeira II, Funchal	2007PT162PO002	specific fund	Article 44 §1 (a)	Instituto de Desenvolvimento Empresarial, IP - RAM Funchal	2011	0.51	0.43	0.08	0.00	0.00	210		105		105	1.01		0.50		0.51	0.86		0.43		0.43
16	Linha de Crédito Investe QREN; Porto	2007PT161PO001	specific fund	Article 44 §1 (a)	Sociedade Portuguesa de Garantia Mútua - Sociedade de Investimento, S.A.; Porto	2013	11.89	11.89	0.00	0.00	0.00	181		96		85	11.89		11.25		0.64	11.89		11.25		0.64
17	Linha de Crédito PME Madeira, Funchal	2007PT162PO002	specific fund	Article 44 §1 (a)	Instituto de Desenvolvimento Empresarial, IP - RAM Funchal	2008	1.06	0.88	0.18	0.00	0.00	181				181	1.04				1.04	0.88				0.88
18	Linha de financiamento INVESTE QREN - Porto	2007PT161PO006	specific fund	Article 44 §1 (a)	SPGM - Sociedade de Investimento, SA - Porto	2012																				
19	Linha de financiamento INVESTE QREN - Porto	2007PT162PO001	specific fund	Article 44 §1 (a)	SPGM - Sociedade de Investimento, SA - Porto		0.00	0.00	0.00	0.00	0.00	0		0		0	0.00		0.00		0.00	0.00		0.00		0.00

TOTAL OP contributions provided	from MA to HF's	413.59	304.88	108.71	0.00	9.98		0		0																
	from HFs to specific funds	334.53	191.55	77.24	65.74	3.28	9023	35	4491	156	4341	209.54	15.78	79.91	60.15	53.69	121.44	10.09	47.33	30.51	33.52					
	from MA directly to specific funds	32.92	30.93	1.99	0.00	0.02	1431		527		904	25.63		13.13		12.50	23.62		12.90		10.72					

I. Description and identification of the entities which implement FEIs						II. Amounts of OP contributions paid to FEIs (HF or specific fund)					III. Investments made by FEIs in final recipients																				
1	2	3	4		5	6	7=8+9+10	8	9	10	11	12=13+14+15+16	13	14	15	16	17=18+19+20+21	18	19	20	21	22=23+24+25+26	23	24	25	26					
No.	Name of the fund	Operational Programme(s)	Type of FEI		Fund manager	Fund set-up	Amounts of OP contributions paid/comitted to the fund (HF or specific fund)	out of which			Management costs and fees	Total number of financial products offered	out of which				OP contributions invested in final recipients	out of which				SF contributions invested in final recipients	out of which								
			a) HF/specific fund	b) Article 44, §1 (a) or (b) or (c)				Structural Funds	National public co-financing	National private co-financing			loans	guarantees	equity / venture capital	other products		loan	guarantee	equity / venture capital	other product		loan	guarantee	equity / venture capital	other product					
1	EIF ACTING AS JEREMIE ROMANIA HOLDING FUND, LUXEMBOURG	2007RO161PO002	HF	-	European Investment Fund		150.00	129.00	21.00	0.00	5.12																				
1.1	First Loss Portfolio Guarantee	2007RO161PO002	specific fund	Article 44 §1 (a)	Banca Comerciala Romana (BCR), Bucharest Raiffeisen Bank, Bucharest Unicredit Tiriac Bank, Bucharest	2010	62.00	53.32	8.68	0.00	0.00	2010		2010								35.22		35.22			30.27		30.27		
1.2	Portfolio risk Sharing Loan	2007RO161PO002	specific fund	Article 44 §1 (a)	ProCredit Bank S.A., Bucharest Banca Transilvania, Bucharest BRD, Bucharest Raiffeisen, Bucharest	2013	65.00	55.90	9.10	0.00	0.00	0	0					0.00	0.00							0.00	0.00				
1.3	Risk Capital Fund	2007RO161PO002	specific fund	Article 44 §1 (a)	Catalyst Romania SICAR Luxembourg	2011	10.56	9.08	1.48	0.00	0.62	1				1						0.30			0.30		0.26			0.26	

TOTAL OP contributions provided	from MA to HF's	150.00	129	21	0.00	5.12		0	0	0	0																			
	from HFs to specific funds	137.56	118.2999	19.26	0.00	0.62	2011	0	2010	1	0	35.52	0.00	35.22	0.30						30.53	0.00	30.27	0.26						
	from MA directly to specific funds														0															

I. Description and identification of the entities which implement FEIs						II. Amounts of OP contributions paid to FEIs (HF or specific fund)					III. Investments made by FEIs in final recipients																
1	2	3	4		5	6	7=8+9+10	8	9	10	11	12=13+14+15+16	13	14	15	16	17=18+19+20+21	18	19	20	21	22=23+24+25+26	23	24	25	26	
No.	Name of the fund	Operational Programme(s)	Type of FEI		Fund manager	Fund set-up	Amounts of OP contributions paid/committed to the fund (HF or specific fund)	out of which			Management costs and fees	Total number of financial products offered	out of which				OP contributions invested in final recipients	out of which				SF contributions invested in final recipients	out of which				
			a) HF/specific fund	b) Article 44 §1 (a) or (b) or (c)				Structural Funds	National public co-financing	National private co-financing			loans	guarantees	equity / venture capital	other products		loan	guarantee	equity / venture capital	other product		loan	guarantee	equity / venture capital	other product	
1	Almi Invest Norra Mellansverige AB(70571) - Östersund	2007SE162PO006	specific fund	Article 44 §1 (a)	Almi Invest Norra Mellansverige AB(70571) public owned company - Östersund	2009	11.67	5.78	5.89	0.00	1.19	18					6.74					3.34				3.34	
2	Almi Invest Östra Mellansverige AB (70468)	2007SE162PO004	specific fund	Article 44 §1 (a)	Almi Invest Östra Mellansverige AB (70468) public owned company	2009	19.56	9.72	9.83	0.00	1.64	31					11.38					5.66				5.66	
3	Almi Invest Småland&Öarna AB (70384) Jönköping	2007SE162PO002	specific fund	Article 44 §1 (a)	Almi Invest Småland&Öarna AB (70384) public owned company - Jönköping	2009	6.40	5.11	1.29	0.00	1.64	33					9.15					3.66				3.66	
4	Almi Invest Stockholm AB (70527) - Östersund	2007SE162PO005	specific fund	Article 44 §1 (a)	Almi Invest Stockholm AB (70527) public owned company - Östersund	2009	16.37	8.12	8.24	0.00	1.18	23					10.91					5.41				5.41	
5	Almi Invest Värmland AB (70619) - Göteborg	2007SE162PO006	specific fund	Article 44 §1 (a)	Almi Invest Värmland AB (70619) public owned company - Göteborg	2009	5.11	2.56	2.56	0.00	0.84	8					2.82					1.41				1.41	
6	Almi Invest Västsverige AB (70462)	2007SE162PO003	specific fund	Article 44 §1 (a)	Almi Invest Västsverige AB (70462) public owned company	2009	8.77	7.06	1.70	0.00	1.64	31					13.59					4.08				4.08	
7	Mittkapital i Jämtland Västernorrland	2007SE162PO007	specific fund	Article 44 §1 (a)	Mittkapital i Jämtland Västernorrland public authority	2009	22.22	11.11	11.11	0.00	2.81	14					15.88					7.94				7.94	
8	Partnerinvest i norr AB (119148) - Piteå	2007SE162PO008	specific fund	Article 44 §1 (a)	Partnerinvest i norr AB (119148) public owned company - Piteå	2009	19.89	9.89	9.99	0.00	2.32	35					11.28					5.61				5.61	
9	Saminvest (Mittsverige) 68261 - Härnösand	2007SE162PO007	specific fund	Article 44 §1 (a)	Saminvest (Mittsverige) 68261 public owned company - Härnösand	2009	11.11	5.56	5.56	0.00	1.38	30					9.39					4.70				4.70	
10	Sydsvensk Entreprenörfond I AB (118011) - Stockholms län	2007SE162PO001	specific fund	Article 44 §1 (a)	Sydsvensk Entreprenörfond I AB (118011) public owned company - Stockholms län	2009	4.00	2.00	2.00	0.00	0.57	20					3.70					1.85				1.85	
11	Sydsvensk Entreprenörfond II AB (118013) - Lunds kommun, Skåne län	2007SE162PO001	specific fund	Article 44 §1 (a)	Sydsvensk Entreprenörfond II AB (118013) public owned company - Lunds kommun, Skåne län	2009	14.44	7.22	7.22	0.00	1.94	17					10.08					5.04				5.04	

TOTAL OP contributions provided	from MA to HF's											0	0		0												
	from HF's to specific funds											0	0		0												
	from MA directly to specific funds	139.54	74.14	65.40	0.00	17.13	260	0	0	260	0	104.93				104.93					48.70				48.70		

I. Description and identification of the entities which implement FEIs						II. Amounts of OP contributions paid to FEIs (HF or specific fund)					III. Investments made by FEIs in final recipients																
1	2	3	4		5	6	7=8+9+10	8	9	10	11	12=13+14+15+16	13	14	15	16	17=18+19+20+21	18	19	20	21	22=23+24+25+26	23	24	25	26	
No.	Name of the fund	Operational Programme(s)	Type of FEI		Fund manager	Fund set-up	Amounts of OP contributions paid/comitted to the fund (HF or specific fund)	out of which			Management costs and fees	Total number of financial products offered	out of which				OP contributions invested in final recipients	out of which				SF contributions invested in final recipients	out of which				
			a) HF/specific fund	b) Article 44, §1 (a) or (b) or (c)				Structural Funds	National public co-financing	National private co-financing			loans	guarantees	equity / venture capital	other products		loan	guarantee	equity / venture capital	other product		loan	guarantee	equity / venture capital	other product	
1	PROGRAMME OF FINANCIAL ENGINEERING INSTRUMENTS (PIFI) WITHIN SLOVENE ENTERPRISE FUND (SEF), MARIBOR	2007SI161PO001	HF	-	Slovene Enterprise Fund, Ulica Kneza Kocija 22, 2000 Maribor, Slovenia	2009	63.15	53.68	9.47	0.00	1.68																
1.1	Guarantee Fund	2007SI161PO001	specific fund	Article 44 §1 (a)	Slovene Enterprise Fund, Ulica Kneza Kocija 22, 2000 Maribor, Slovenia		27.46	23.34	4.12	0.00	0.32	1465	212	618	17	618	59.08		28.10	17.46	13.52	42.62		23.86	7.27	11.49	
2	Guarantee fund for bank loans with subsidy of interest rate	2007SI161PO001	specific fund	Article 44 §1 (a)	Slovene Enterprise Fund, Ulica Kneza Kocija 22, 2000 Maribor, Slovenia	2009	42.66	36.26	6.40	0.00	0.00	910		910			42.66		42.66			36.26		36.26			

TOTAL OP contributions provided	from MA to HF's	63.15	53.68	9.47	0.00	1.68		0		0	0																
	from HF's to specific funds	27.46	23.34	4.12	0.00	0.32	1465	212	618	17	618	59.08		28.10	17.46	13.52	42.62		23.86	7.27	11.49						
	from MA directly to specific funds	42.66	36.26	6.40	0.00	0.00	910		910			42.66		42.66			36.26		36.26								

I. Description and identification of the entities which implement FEIs						II. Amounts of OP contributions paid to FEIs (HF or specific fund)					III. Investments made by FEIs in final recipients																		
1	2	3	4		5	6	7=8+9+10	8	9	10	11	12=13+14+15+16	13	14	15	16	17=18+19+20+21	18	19	20	21	22=23+24+25+26	23	24	25	26			
No.	Name of the fund	Operational Programme(s)	Type of FEI		Fund manager	Fund set-up	Amounts of OP contributions paid/committed to the fund (HF or specific fund)	out of which			Management costs and fees	Total number of financial products offered	out of which				OP contributions invested in final recipients	out of which				SF contributions invested in final recipients	out of which						
			a) HF/specific fund	b) Article 44, §1 (a) or (b) or (c)				Structural Funds	National public co-financing	National private co-financing			loans	guarantees	equity / venture capital	other products		loan	guarantee	equity / venture capital	other product		loan	guarantee	equity / venture capital	other product			
1	JEREMIE HOLDING FUND SLOVAKIA THROUGH SLOVENSKY ZARUCNY A ROZVOJOVY FOND, S.R.O., REGISTERED SEAT IN BRATISLAVA	2007SK161PO006	HF	-	European Investment Fund	2009	67.06	57.00	10.06	0.00	4.43																		
		2007SK162PO001					3.53	3.00	0.53	0.00	0.23																		
		2007SK16UPO001					29.41	25.00	4.41	0.00	1.90																		
1.1	n/a	2007SK161PO006	specific fund	Article 44 §1 (a)	Slovenská záručná a rozvojová banka, a.s., Bratislava; Slovenská sporiteľňa, a.s., Bratislava; UniCredit Bank Czech Republic and Slovakia a.s., Bratislava; Tatra banka a.s., Bratislava	2013	0.00	0.00	0.00	0.00	0.00	34	0	34	0	0	0.85	0.00	0.85	0.00	0.00	0.73	0.00	0.73	0.00	0.00			
1.2	n/a	2007SK162PO001	specific fund	Article 44 §1 (a)	n/a		0.00	0.00	0.00	0.00	0.00	0	0	0	0	0	0.00	0.00	0.00	0.00	0.00	0.00	0.00	0.00	0.00	0.00			
1.3	n/a	2007SK16UPO001	specific fund	Article 44 §1 (a)	n/a		0.00	0.00	0.00	0.00	0.00	0	0	0	0	0	0.00	0.00	0.00	0.00	0.00	0.00	0.00	0.00	0.00	0.00			
2	JESSICA Štátny fond rozvoja bývania (The State Housing Development Fund)	2007SK161PO003	specific fund	Article 44 §1 (c)	Štátny fond rozvoja bývania Lamačská cesta č. 8 833 04 Bratislava 37	2013	8.00	6.80	1.20		0.00																		
		2007SK162PO001					3.53	3.00	0.53		0.00																		

TOTAL OP contributions provided	from MA to HF's	100.00	85	15.000001	0.00	6.56		0	0	0	0															
	from HF's to specific funds	0.00	0	0	0.00	0	34	0	34	0	0	0.85	0.00	0.85	0.00	0.00	0.73	0.00	0.73	0.00	0.00					
	from MA directly to specific funds	11.53	9.8	1.73		0.00																				

I. Description and identification of the entities which implement FEIs						II. Amounts of OP contributions paid to FEIs (HF or specific fund)					III. Investments made by FEIs in final recipients																	
1	2	3	4		5	6	7=8+9+10	8	9	10	11	12=13+14+15+16	13	14	15	16	17=18+19+20+21	18	19	20	21	22=23+24+25+26	23	24	25	26		
No.	Name of the fund	Operational Programme(s)	Type of FEI		Fund manager	Fund set-up	Amounts of OP contributions paid/committed to the fund (HF or specific fund)	out of which			Management costs and fees	Total number of financial products offered	out of which				OP contributions invested in final recipients	out of which				SF contributions invested in final recipients	out of which					
			a) HF/specific fund	b) Article 44, §1 (a) or (b) or (c)				Structural Funds	National public co-financing	National private co-financing			loans	guarantees	equity / venture capital	other products		loan	guarantee	equity / venture capital	other product		loan	guarantee	equity / venture capital	other product		
1	EUROPEAN INVESTMENT BANK - 100 BOULEVARD HONRAD ADENAUER, L-2950 LUXEMBOURG-KIRCHBERG	2007UK162PO008 (Priority 3)	HF	-	European Investment Bank	2009	55.54	27.77	27.77	0.00	1.50																	
		2007UK162PO008 (Priority 4)					55.54	27.77	27.77	0.00	1.50																	
1.1	Chrysalis limited Partnership c/o Igloo Regeneration Priority 3 Hope Mill, 113 Pollard Street Manchester, M4 7JA	2007UK162PO008 (Priority 3)	specific fund	Article 44 §1 (b)	Chrysalis limited Partnership c/o Igloo Regeneration Priority 3 Hope Mill, 113 Pollard Street Manchester, M4 7JA Limited Partnership	2012	12.78	7.71	5.07	0.00	0.89	1	1					1.32	1.32				0.66	0.66				
		2007UK162PO008 (Priority 4)					12.56	10.37	2.19	0.00	0.89	2	2					0.00	0.00						0.00	0.00		
1.2	Northwest Evergreen LLP Priority 3 Town Hall, Albert Square Manchester, M60 2LA	2007UK162PO008 (Priority 3)	specific fund	Article 44 §1 (b)	Northwest Evergreen LLP Priority 3 Town Hall, Albert Square Manchester, M60 2LA Limited Partnership	2011	13.31	7.70	5.61	0.00	0.00	3	3					3.21	3.21				2.65	2.65				
		2007UK162PO008 (Priority 4)					13.20	6.60	6.60	0.00	0.00	2	2					4.61	4.61						2.30	2.30		
2	FINANCE FOR BUSINESS NORTH EAST (UK), NORTH EAST FINANCE (HOLDCO) LTD, 1 ST JAMES GATE, NEWCASTLE UPON TYNE, NE1 4AD, UK	2007UK162PO005	HF	-	North East Finance (Holdco) Ltd, 1 St James Gate, Newcastle upon Tyne, NE1 4AD, UK	2009	125.60	49.30	20.48	55.82	26.49																	
2.1	NE Accelerator Fund, Northstar Equity Investors Limited (t/a Northstar Ventures), 5th Floor, Maybrook House, 27-35 Grainger Street, Newcastle upon Tyne, NE1 5JE	2007UK162PO005	specific fund	Article 44 §1 (a)	Northstar Equity Investors Limited (t/a Northstar Ventures), 5th Floor, Maybrook House, 27-35 Grainger Street, Newcastle upon Tyne, NE1 5JE	2010	24.19	9.21	4.37	10.61	3.41	63											23.01				8.14	
2.2	NE Angel Fund, Rivers Capital Partners Limited, 34 Moor Crescent, Gosforth, Newcastle upon Tyne, NE3 4AP	2007UK162PO005	specific fund	Article 44 §1 (a)	Rivers Capital Partners Limited, 34 Moor Crescent, Gosforth, Newcastle upon Tyne, NE3 4AP	2010	7.66	2.92	1.38	3.36	1.44	43											7.24				2.56	
2.3	NE Growth Fund, NEL Fund Managers Limited, Akenside Studios, 3 Akenside Hill, Newcastle upon Tyne, NE1 3UF	2007UK162PO005	specific fund	Article 44 §1 (a)	NEL Fund Managers Limited, Akenside Studios, 3 Akenside Hill, Newcastle upon Tyne, NE1 3UF	2010	17.47	6.65	3.16	7.66	2.21	66											16.41				5.81	
2.4	NE Growth Plus Fund, FW Capital Limited, Oakleigh House, 14-16 Park Place, Cardiff, CF10 3DQ	2007UK162PO005	specific fund	Article 44 §1 (a)	FW Capital Limited, Oakleigh House, 14-16 Park Place, Cardiff, CF10 3DQ	2010	16.14	6.14	2.92	7.08	1.57	22											15.44				5.47	
2.5	NE Micro Loan Fund, Tyne & Wear Enterprise Trust Ltd (t/a Entrust), Portman House, Portland Road, Newcastle upon Tyne, NE2 1AQ	2007UK162PO005	specific fund	Article 44 §1 (a)	Tyne & Wear Enterprise Trust Ltd (t/a Entrust), Portman House, Portland Road, Newcastle upon Tyne, NE2 1AQ	2011	4.21	1.60	0.76	1.85	0.76	292	292					4.00	4.00				1.42	1.42				
2.6	North East Proof of Concept Fund, Northstar Equity Investors Limited (t/a Northstar Ventures), 5th Floor, Maybrook House, 27-35 Grainger Street, Newcastle upon Tyne, NE1 5JE	2007UK162PO005	specific fund	Article 44 §1 (a)	Northstar Equity Investors Limited (t/a Northstar Ventures), 5th Floor, Maybrook House, 27-35 Grainger Street, Newcastle upon Tyne, NE1 5JE	2010	15.49	5.90	2.80	6.79	2.69	103											14.89				5.27	
2.7	North East Technology Fund, IP Group Plc, 24 Cornhill London EC3V 3ND	2007UK162PO005	specific fund	Article 44 §1 (a)	IP Group Plc, 24 Cornhill London EC3V 3ND	2010	19.60	7.46	3.54	8.60	3.59	55											18.68				6.61	
3	FINANCE WALES PLC, CARDIFF	2007UK161PO002	HF	-	Finance Wales plc, Wales, Cardiff	2009	104.94	52.47	0.00	52.47	0.00																	
		2007UK162PO012					65.51	20.78	16.47	28.25	0.00																	
3.1	JEREMIE, Cardiff	2007UK161PO002	specific fund	Article 44 §1 (a)	Finance Wales Investments Ltd, a wholly owned subsidiary of Finance Wales plc, Cardiff		104.94	52.47	0.00	52.47	8.72	286	233					80.46	32.58				42.73	17.09			25.64	
		2007UK162PO012					65.51	20.78	16.47	28.25	4.70	218	170					48.65	20.48						8.67	3.47		
4	FINANCE YORKSHIRE, BARNSELY	2007UK162PO009	HF	-	Finance Yorkshire, Barnsley, UK	2009	88.49	33.00	16.50	38.99	0.00																	
4.1	Finance Yorkshire Equity LP, Barnsley	2007UK162PO009	specific fund	Article 44 §1 (a)	Viking Fund Managers Ltd, Normanton	2010	28.57	9.52	4.76	14.28	0.00	26										15.26				5.09		

I. Description and identification of the entities which implement FEIs						II. Amounts of OP contributions paid to FEIs (HF or specific fund)					III. Investments made by FEIs in final recipients															
1	2	3	4		5	6	7=8+9+10	8	9	10	11	12=13+14+15+16	13	14	15	16	17=18+19+20+21	18	19	20	21	22=23+24+25+26	23	24	25	26
No.	Name of the fund	Operational Programme(s)	Type of FEI		Fund manager	Fund set-up	Amounts of OP contributions paid/committed to the fund (HF or specific fund)	out of which			Management costs and fees	Total number of financial products offered	out of which				OP contributions invested in final recipients	out of which				SF contributions invested in final recipients	out of which			
			a) HF/specific fund	b) Article 44, §1 (a) or (b) or (c)				Structural Funds	National public co-financing	National private co-financing			loans	guarantees	equity / venture capital	other products		loan	guarantee	equity / venture capital	other product		loan	guarantee	equity / venture capital	other product
4.2	Finance Yorkshire Seedcorn LP, Barnsley	2007UK162PO009	specific fund	Article 44 §1 (a)	Enterprise Ventures Ltd, Preston	2010	12.16	4.05	2.03	6.08	0.00	41			41		7.82			7.82		2.61			2.61	
4.3	Finance Yorkshire Small Loans LP, Barnsley	2007UK162PO009	specific fund	Article 44 §1 (a)	EV Business Loans Ltd, Preston	2010	25.46	8.49	4.24	12.73	0.00	241	241				14.65	14.65				4.88	4.88			
5	JESSICA HF SCOTLAND 98 - 100 BLVD KONRAD ADENAUER L-2950 LUXEMBOURG	2007UK162PO001	HF	-	European Investment Bank	2010	60.00	28.80	31.20	0.00	1.28															
5.1	*The Scottish Partnership for Regeneration in Urban Centres (SPRUCE) - Amber Fund Management Limited, Two London Bridge, London, SE1 9RA*	2007UK162PO001	specific fund	Article 44 §1 (b)	Amber Fund Management Limited, Two London Bridge, London, SE1 9RA		17.75	8.52	9.23	0.00	0.97	2	2			0		3.89	3.89	0.00		3.89	3.89		0.00	
6	LONDON GREEN FUND, LUXEMBOURG	2007UK162PO006	HF	-	European Investment Bank	2009	110.00	55.00	55.00	0.00	2.45															
6.1	Foresight Environmental Fund (FEF), Kent	2007UK162PO006	specific fund	Article 44 §1 (b)	Foresight Group LLP, Kent	2011	10.51	5.25	5.25	0.00	1.54	3			3		37.48			37.48		3.49			3.49	
6.2	London Energy Efficiency Fund (LEEF), London	2007UK162PO006	specific fund	Article 44 §1 (b)	Amber Infrastructure Ltd, London	2011	27.50	13.75	13.75	0.00	1.27	1	1				0.00	0.00				0.00	0.00			
7	LONDON SME INVESTMENT FUND, LONDON	2007UK162PO006	HF	-	SME Wholesale Finance (London) Ltd, UK, London	2012	6.92	3.46	3.46	0.00	0.08															
7.1	MMC London Fund, London	2007UK162PO006	specific fund	Article 44 §1 (a)	MMC Ventures, London	2012	0.66	0.33	0.33	0.00	0.12	1			1		0.00			0.00		0.00			0.00	
8	LOW CARBON INNOVATION FUND (LCIF), UNIVERSITY OF EAST ANGLIA, THE REGISTRY, UNIVERSITY OF EAST ANGLIA, EALHAM ROAD, NORWICH, NORFOLK, NR4 7TJ.	2007UK162PO004	HF	-	University of East Anglia, (A charity) The Registry, University of East Anglia, Ealham Road, Norwich, Norfolk, NR4 7TJ.	2009	25.64	25.64	0.00	0.00	1.89															
8.1	Early stage equity investments (Low Carbon Innovation Fund, Norfolk)	2007UK162PO004	specific fund	Article 44 §1 (a)	Turquoise International Ltd, 2 Lambeth Hill, London, EC4V 4GG. (Limited Company Registered 799081867 at this address.)	2010	3.97	3.97	0.00	0.00	1.21	16			16		3.97			3.97		3.97			3.97	
9	NORTHWEST BUSINESS FINANCE LIMITED THE MALTINGS, 98 WILDERSPOOL CAUSEWAY WARRINGTON, WA4 6PU PRIORITY 1 and 2	2007UK162PO008	HF	-	Northwest Business Finance Limited The Maltings, 98 Wilderspool Causeway Warrington, WA4 6PU	2009	101.65	50.82	0.00	50.82	0.00															
9.1	Biomedical Fund - Northwest Priority 1 and 2	2007UK162PO008	specific fund	Article 44 §1 (a)	Spark Impact Liverpool Science Park 131 Mount Pleasant Liverpool L3 5TF	2010	7.14	3.57	0.00	3.57	1.05	3			3		7.14			7.14		3.57			3.57	
9.2	Digital & Creative Fund Northwest Priority 1 and 2	2007UK162PO008	specific fund	Article 44 §1 (a)	AXM 57G Randolph Avenue London W9 1BQ	2010	0.87	0.44	0.00	0.44	0.84	2			2		0.87			0.87		0.44			0.44	
9.3	Energy & Environmental Fund Northwest Priority 1 and 2	2007UK162PO008	specific fund	Article 44 §1 (a)	350IP 4th Floor, Dorset House 27-45 Stamford Street London SE1 9NT	2010	7.66	3.83	0.00	3.83	0.93	6			6		7.66			7.66		3.83			3.83	
9.4	Loans Plus Fund Northwest Priority 1 and 2	2007UK162PO008	specific fund	Article 44 §1 (a)	FW Capital The Plaza, 100 Old Hall Street Liverpool L3 9QJ	2010	19.13	9.56	0.00	9.56	1.91	82	82				19.13	19.13				9.56	9.56			
9.5	Mezzanine Fund Northwest Priority 1 and 2	2007UK162PO008	specific fund	Article 44 §1 (a)	Enterprise Ventures The Pinnacle Building 73-79 King Street Manchester M2 4NG	2010	5.71	2.85	0.00	2.85	1.35	4			4		5.71			5.71		2.85			2.85	
9.6	Venture Capital Fund Northwest Priority 1 and 2	2007UK162PO008	specific fund	Article 44 §1 (a)	Enterprise Ventures The Pinnacle Building 73-79 King Street Manchester M2 4NG	2010	10.14	5.07	0.00	5.07	1.38	25			25		10.14			10.14		5.07			5.07	
							11.52	5.76	0.00	5.76	1.38	22			22		11.52			11.52		5.76			5.76	

I. Description and identification of the entities which implement FEIs						II. Amounts of OP contributions paid to FEIs (HF or specific fund)					III. Investments made by FEIs in final recipients																
1	2	3	4		5	6	7=8+9+10	8	9	10	11	12=13+14+15+16	13	14	15	16	17=18+19+20+21	18	19	20	21	22=23+24+25+26	23	24	25	26	
No.	Name of the fund	Operational Programme(s)	Type of FEI		Fund manager	Fund set-up	Amounts of OP contributions paid/comitted to the fund (HF or specific fund)	out of which			Management costs and fees	Total number of financial products offered	out of which				OP contributions invested in final recipients	out of which				SF contributions invested in final recipients	out of which				
			a) HF/specific fund	b) Article 44, §1 (a) or (b) or (c)				Structural Funds	National public co-financing	National private co-financing			loans	guarantees	equity / venture capital	other products		loan	guarantee	equity / venture capital	other product		loan	guarantee	equity / venture capital	other product	
10	SOUTH WEST LOAN FUND, TRURO	2007UK161PO003 2007UK162PO011	HF	-	South West Investment Group (Capital) Ltd, Truro	2009	5.14 8.50	3.79 4.25	1.35 4.25	0.00 0.00	0.00 0.00																
10.1	South West Loan Fund - Competitiveness, Truro	2007UK162PO011	specific fund	Article 44 §1 (a)	FC fund Managers Ltd, Truro / SWIG Services Ltd, Truro	2010	6.66	3.33	3.33	0.00	0.00	115	115				8.94	8.94				3.33	3.33				
10.2	South West Loan Fund - Convergence, Truro	2007UK161PO003	specific fund	Article 44 §1 (a)	FC Fund Managers Ltd, Truro and SWIG Services Ltd, Truro	2010	5.06	3.79	1.26	0.00	0.00	94	94				1.62	1.62				3.79	3.79				
10.3	South West Microcredit Fund, Truro	2007UK162PO011	specific fund	Article 44 §1 (a)	SWIG Services Ltd, Truro	2010	1.53	0.92	0.61	0.00	0.00	164	164				1.12	1.12				0.56	0.56				
11	Advantage Early Growth Fund Limited, 3 Coventry Innovation Village, Cheetah Road, Coventry CV1 2TL	2007UK162PO007	specific fund	Article 44 §1 (a)	Advantage Early Growth Fund Limited. Legal Status: Company limited by shares PO Box 8002, Coakville, LE67 0AE	2010	16.07	2.60	0.00	13.47	0.03	33					16.07			16.07		2.60			2.60		
12	Advantage Early Stage Equity Fund, Early Advantage LP, Cavendish House, 39-41 Waterloo Street, Birmingham B2 5PP	2007UK162PO007	specific fund	Article 44 §1 (a)	Midven Ltd Legal Status: Limited Partnership Cavendish House, 39-41 Waterloo Street, Birmingham B2 5PP	2009	19.15	4.79	4.79	9.58	1.36	87					14.11		14.11		4.79			4.79			
13	Advantage Media Production Fund Creative England Limited, St. Bartholomews Court, Lewins Mead, Bristol BS1 5BT	2007UK162PO007	specific fund	Article 44 §1 (a)	Creative England Limited Legal Status: Company limited by guarantee St. Bartholomews Court, Lewins Mead, Bristol BS1 5BT	2009	3.59	1.80	1.20	0.60	0.00	11					3.15		3.15		1.53			1.53			
14	ART (Aston Reinvestment Trust) 69 Aston Road North, Birmingham, B6 4EA	2007UK162PO007	specific fund	Article 44 §1 (c)	ART Share (Social Help Association for Reinvesting in Enterprise) Ltd trading as ART (Aston Reinvestment Trust) Legal Status: Industrial & Provident Society 69 Aston Road North, Birmingham, B6 4EA	2009	2.96	1.35	0.65	0.95	0.00	119	119				2.96	2.96				1.35	1.35				
15	Black Country Reinvestment Trust, Wolverhampton Science Park, Technology Centre, Glaisher Drive, Wolverhampton, West Midlands, WV10 9RU	2007UK162PO007	specific fund	Article 44 §1 (c)	Black Country Reinvestment Society. Legal status: Industrial & Provident Society Wolverhampton Science Park, Technology Centre, Glaisher Drive, Wolverhampton, West Midlands, WV10 9RU	2009	7.70	3.59	2.06	2.05	0.00	229	229				7.70	7.70				3.59	3.59				
16	Co-Investment Fund, Invest NI, Bedford Square, Bedford Street, Belfast BT2 7ES	2007UK162PO003	specific fund	Article 44 §1 (a)	Clarendon Fund Managers Ltd, 8th Floor, City Exchange, 11-13 Gloucester Street, Belfast BT1 4LS	2012	9.89	4.95	0.00	4.95	0.00	24					9.89			9.89		4.95			4.95		
17	Coventry & Warwickshire Reinvestment Trust, Suite 23, Block 1, Copthall House, Station Square, Coventry, CV1 2FY	2007UK162PO007	specific fund	Article 44 §1 (c)	Coventry & Warwickshire Reinvestment Trust. Legal Status: Company Limited by Guarantee Suite 23, Block 1, Copthall House, Station Square, Coventry, CV1 2FY	2009	1.53	0.71	0.18	0.65	0.00	85	85				1.53	1.53				0.71	0.71				
18	East of Scotland Investment Fund	2007UK162PO001	specific fund	Article 44 §1 (a)	WSLF Management Services Ltd, London Road, Kilmarnock, KA3 7BU	2010	6.00	2.14	2.06	1.80	0.35	39	39				1.67	1.67				1.67	1.67				

I. Description and identification of the entities which implement FEIs						II. Amounts of OP contributions paid to FEIs (HF or specific fund)					III. Investments made by FEIs in final recipients																
1	2	3	4		5	6	7=8+9+10	8	9	10	11	12=13+14+15+16	13	14	15	16	17=18+19+20+21	18	19	20	21	22=23+24+25+26	23	24	25	26	
No.	Name of the fund	Operational Programme(s)	Type of FEI		Fund manager	Fund set-up	Amounts of OP contributions paid/comitted to the fund (HF or specific fund)	out of which			Management costs and fees	Total number of financial products offered	out of which				OP contributions invested in final recipients	out of which				SF contributions invested in final recipients	out of which				
			a) HF/specific fund	b) Article 44, §1 (a) or (b) or (c)				Structural Funds	National public co-financing	National private co-financing			loans	guarantees	equity / venture capital	other products		loan	guarantee	equity / venture capital	other product		loan	guarantee	equity / venture capital	other product	
19	Enterprise Loans East Midlands First Enterprise Business Agency 90 Radford Road Nottingham NG75FU	2007UK162PO010	specific fund	Article 44 §1 (c)	Enterprise Loans East Midlands First Enterprise Business Agency 90 Radford Road Nottingham NG75FU	2009	1.83	1.12	0.00	0.70	0.46	75	75				1.36	1.36				0.85	0.85				
20	Exceed Midlands Advantage Fund, The Exceed Partnership LP Cavendish House, 39-41 Waterloo Street, Birmingham B2 5PP	2007UK162PO007	specific fund	Article 44 §1 (a)	Midven Ltd Legal Status: Limited Partnership Cavendish House, 39-41 Waterloo Street, Birmingham B2 5PP	2009	10.21	6.14	2.03	2.03	2.03	59			59		12.28			12.28		6.14			6.14		
21	Highland Business Growth Fund	2007UK161PO001	specific fund	Article 44 §1 (a)	Highland Opportunity Ltd 81A Castle Street Inverness IV2 3EA	2009	0.74	0.29	0.44	0.00	0.03	20	20				0.74	0.74				0.29	0.29				
22	Highlands & Islands SCFII Fund	2007UK161PO001	specific fund	Article 44 §1 (a)	Scottish Enterprise, Glasgow, G2 6HQ	2009	4.00	1.60	2.40	0.00	0.01	12	3		9		8.41	3.57		4.84		6.33	1.49		4.84		
23	Key Fund Investments Ltd, Sheffield (CDFI)	2007UK162PO009	specific fund	Article 44 §1 (a)	Key Fund Investments Ltd	2011	8.31	8.31	0.00	0.00	1.24	624	624				15.28	15.28				7.67	7.67				
24	Key Fund Investments Ltd, Sheffield (Key Fund)	2007UK162PO009	specific fund	Article 44 §1 (a)	Key Fund Investments Ltd, Sheffield	2011	1.50	1.50	0.00	0.00	0.20	140	140				2.67	2.67				1.36	1.36				
25	Lachesis Seed Fund Limited Partnership Enterprise Office Loughborough University Leicestershire LE113TU	2007UK162PO010	specific fund	Article 44 §1 (a)	Strathay Ventures Merlin House Necessity Brae Perth PH20PH	2009	4.84	2.20	2.64	0.00	0.73	24			24		2.41		2.41		0.96			0.96			
26	Marches Rural Reinvest Trust Ltd The Garden House, Queen Elizabeth Drive, Pershore, Worcestershire WR10	2007UK162PO007	specific fund	Article 44 §1 (c)	Marches Rural Reinvest Trust Ltd trading as Impetus Legal Status: Company Limited by Guarantee The Garden House, Pershore, Worcestershire WR10	2009	3.09	1.43	0.85	0.81	0.00	101	101				3.09	3.09				1.43	1.43				
27	North East Creative Content Fund, Level 10, Baltic Place West, South Shore Road, Gateshead, NE8 3AE	2007UK162PO005	specific fund	Article 44 §1 (a)	North East Creative Content Media (Holdco) Limited, North East Creative Content Fund, Level 10, Baltic Place West, South Shore Road, Gateshead, NE8 3AE	2009	5.35	2.67	2.67	0.00	0.00	18	1		17		5.35	0.33		5.01		2.67	0.17		2.51		
28	Scottish Co-Investment Fund II	2007UK162PO001	specific fund	Article 44 §1 (a)	Scottish Enterprise, Glasgow, G2 6HQ	2008	71.34	23.34	48.00	0.00	0.65	520	143		377		56.80	11.59		45.20		22.71	4.64		18.08		
29	Scottish Investment Bank Loans Fund	2007UK161PO001	specific fund	Article 44 §1 (a)	Maven Capital Partners UK LLP, Glasgow, G2 5LW	2011	4.02	0.47	3.55	0.00	0.00	0	0				0.00	0.00				0.00	0.00				
		43.39					4.53	36.00	2.86	0.53	8	8				9.11	9.11				3.64	3.64					
30	Scottish Venture Fund	2007UK162PO001	specific fund	Article 44 §1 (a)	Scottish Enterprise - Glasgow G2 6HQ	2009	40.85	24.00	16.85	0.00	0.60	81	30		51		37.68	9.41		28.27		15.07	3.76		11.31		
31	SCR UDF Limited Partnership, Sheffield	2007UK162PO009	specific fund	Article 44 §1 (b)	CBRE Indirect Investment Services Ltd, London	2012	28.74	18.68	10.06	0.00	0.58	0	0	0	0		0.00	0.00	0.00	0.00		0.00	0.00	0.00			
32	South East Sustainability Loan Fund (SESLF), The FSE Group, Riverside House, 4 Meadows Business Park, Station Approach, Blackwater, Surrey GU17 9AB	2007UK162PO002	specific fund	Article 44 §1 (a)	James Edwards (Fund Manager), South East Sustainability Loan Fund, The FSE Group, Riverside House, 4 Meadows Business Park, Station Approach, Blackwater, Surrey GU17 9AB	2009	4.39	2.19	2.19		0.06	17	17				0.88	0.88									
33	Staffordshire & Stoke Business Loan Fund, Black Country Reinvestment Trust, Wolverhampton Science Park, Technology Centre, Glaisher Drive, Wolverhampton, West Midlands, WV10 9RU	2007UK162PO007	specific fund	Article 44 §1 (c)	Black Country Reinvestment Society, Legal status: industrial & Provident Society Wolverhampton Science Park, Technology Centre, Glaisher Drive, Wolverhampton, West Midlands, WV10 9RU	2013	0.35	0.18	0.18	0.00	0.00	10	10				0.35	0.35				0.18	0.18				

I. Description and identification of the entities which implement FEIs						II. Amounts of OP contributions paid to FEIs (HF or specific fund)					III. Investments made by FEIs in final recipients															
1	2	3	4		5	6	7=8+9+10	8	9	10	11	12=13+14+15+16	13	14	15	16	17=18+19+20+21	18	19	20	21	22=23+24+25+26	23	24	25	26
No.	Name of the fund	Operational Programme(s)	Type of FEI		Fund manager	Fund set-up	Amounts of OP contributions paid/comitted to the fund (HF or specific fund)	out of which			Management costs and fees	Total number of financial products offered	out of which				OP contributions invested in final recipients	out of which				SF contributions invested in final recipients	out of which			
			a) HF/specific fund	b) Article 44 §1 (a) or (b) or (c)				Structural Funds	National public co-financing	National private co-financing			loans	guarantees	equity / venture capital	other products		loan	guarantee	equity / venture capital	other product		loan	guarantee	equity / venture capital	other product
34	The Mercia Fund 1, Mercia Fund Management Ltd, Wellington House, 31-34 Waterloo Street, Birmingham B2 5TJ	2007UK162PO007	specific fund	Article 44 §1 (a)	Mercia Fund Management Ltd Legal Status: Limited Partnership Wellington House, 31-34 Waterloo Street, Birmingham B2 5TJ	2012	1.29	0.59	0.00	0.70	0.05	6				6	1.11			1.11		0.52			0.52	
35	The Prince's Trust 18 Park Square East, London, NW1 4LH	2007UK162PO007	specific fund	Article 44 §1 (c)	Name: The Prince's Trust Legal Status: Charity 18 Park Square East, London, NW1 4LH	2009	3.56	1.78	0.43	1.35	0.14	998	998				3.42	3.42				1.78	1.78			
36	The Regeneration Investment Fund For Wales LLP, London	2007UK161PO002	specific fund	Article 44 §1 (b)	Amber Infrastructure Limited, London	2010	45.88	28.38	17.50	0.00	2.22	0	0				0.00	0.00				0.00	0.00			
37	Transitional Small Business Loan Fund X02046PR Priority 1 and 2 Enterprise Fund Limited Business Finance Solutions Lee House, 90 Great Bridgewater Street Manchester, M1 5JW	2007UK162PO008	specific fund	Article 44 §1 (a)	Enterprise Fund Limited Business Finance Solutions Lee House, 90 Great Bridgewater Street Manchester, M1 5JW Private Company Limited by Guarantee	2009	1.04	0.52	0.52	0.00	0.19	31	31				1.04	1.04				0.52	0.52			
							1.04	0.52	0.52	0.00	0.19	28	28				1.04	1.04				0.52	0.52			
38	Transitional Small Business Loan Fund X02048PR Priority 1 and 2 Bolton Business Ventures Endeavour House 98 Waters meeting Road The Valley, Bolton BL1 8SW	2007UK162PO008	specific fund	Article 44 §1 (a)	Bolton Business Ventures Endeavour House 98 Waters meeting Road The Valley, Bolton BL1 8SW Private Company Limited by Guarantee	2009	0.99	0.49	0.49	0.00	0.08	39	39				0.79	0.79				0.39	0.39			
							0.99	0.49	0.49	0.00	0.03	9	9				0.40	0.40				0.20	0.20			
39	Transitional Small Business Loan Fund X02052PR Priority 1 and 2 MSIF, 2nd Floor 1 Dale Street Exchange Court Liverpool, L2 2PP	2007UK162PO008	specific fund	Article 44 §1 (a)	MSIF, 2nd Floor 1 Dale Street Exchange Court Liverpool, L2 2PP Private Company Limited by Guarantee	2009	1.98	0.99	0.99	0.00	0.19	64	64				1.98	1.98				0.99	0.99			
							1.98	0.99	0.99	0.00		76	76				1.98	1.98				0.99	0.99			
40	Transitional Small Business Loan Fund X02054PR Priority 1 and 2 Big Issue Invest 1-5 Wandsworth Road London, SW8 2LN	2007UK162PO008	specific fund	Article 44 §1 (a)	Big Issue Invest 1-5 Wandsworth Road London, SW8 2LN Social Enterprise	2009	0.27	0.14	0.14	0.00	0.00	5	5				0.23	0.23				0.11	0.11			
						2011	0.27	0.14	0.14	0.00	0.00	3	3				0.18	0.18				0.09	0.09			
41	West of Scotland Loan Fund	2007UK162PO001	specific fund	Article 44 §1 (a)	West of Scotland Loan Fund, London Road Centre, London Road, Kilmarnock, KA3 7BU	2009	18.00	7.20	5.40	5.40	0.00	274	274				9.19	9.19				3.68	3.68			
42	WS Business Loan Fund. Marches Rural Reinvest Trust Ltd The Garden House, Queen Elizabeth Drive, Pershore, Worcestershire WR10	2007UK162PO007	specific fund	Article 44 §1 (c)	Marches Rural Reinvest Trust Ltd Legal Status: Company Limited by Guarantee The Garden House, Queen Elizabeth Drive, Pershore, Worcestershire	2013	0.29	0.15	0.15	0.00	0.00	11	11				0.29	0.29				0.15	0.15			
43	Yorkshire Content Fund, Leeds	2007UK162PO009	specific fund	Article 44 §1 (a)	Screen Yorkshire, Leeds	2012	9.72	4.86	0.00	4.86	0.00	13				13	9.72			9.72		4.86			4.86	

TOTAL OP contributions provided	from MA to HF's	906.31	429.28	204.24	272.78	35.18				0																
	from HF's to specific funds	561.94	254.97	99.68	207.29	50.90	2102	1429		673	0	427.71	120.79		306.93		171.43	56.23		115.20						
	from MA directly to specific funds	387.15	167.82	166.57	52.76	11.98	3893	3182	0	711	0	244.88	92.80	0.00	152.08		105.30	42.22	0.00	63.08						

