



**Summary of data on the progress made  
in financing and implementing  
financial engineering instruments  
co-financed by Structural Funds**

**Programming period 2007-2013  
Situation as at 31 December 2012**

E-mail: [regio-publication@ec.europa.eu](mailto:regio-publication@ec.europa.eu)  
Internet: [http://ec.europa.eu/regional\\_policy/index\\_en.cfm](http://ec.europa.eu/regional_policy/index_en.cfm)  
© European Union, 2013  
Cataloguing data can be found at the end of this publication.  
Luxembourg: Publications Office of the European Union, 2013  
ISBN : 978-92-79-33193-0  
doi: 10.2776/8971  
© European Union, 2013  
Reproduction is authorised provided the source is acknowledged.  
Printed in Belgium  
PRINTED ON ELEMENTAL CHLORINE-FREE BLEACHED PAPER (ECF)



EUROPEAN COMMISSION

DIRECTORATE-GENERAL  
Regional and Urban Policy

DIRECTORATE-GENERAL  
Employment, Social Affairs and Inclusion

**Summary of data**  
**on the progress made in financing and implementing**  
**financial engineering instruments**  
**reported by the managing authorities in accordance with**  
**Article 67(2)(j) of Council Regulation (EC) No 1083/2006**

**Programming period 2007-2013**  
**Situation as at 31 December 2012**



<b>I. Executive summary</b>	5
<b>II. Introduction</b>	9
<b>III. 2012 reporting exercise</b>	11
<b>IV. Summary of data collected on financial engineering instruments</b>	17
<b>1. Financial engineering instruments for enterprises</b>	27
1.1. Structure and implementation of the FEIs	27
1.2. Financing of the funds for enterprises	29
1.3. Investments made in enterprises	30
<b>2. Financial engineering instruments for urban development</b>	34
2.1. Structure and implementation of the FEIs	34
2.2. Financing of the funds for urban development	35
2.3. Investments made in urban development projects	36
<b>3. Financial engineering instruments for energy efficiency and renewable energies</b>	38
3.1. Structure and implementation of the FEIs	38
3.2. Financing of the funds for energy efficiency and renewable energies	39
3.3. Investments made in energy efficiency and renewable energies projects	40
<b>V. Conclusions</b>	43
<b>Annexes:</b>	
1. Aggregated data on the FEIs implemented in 2007-2012	45
2. FEIs country factsheets	49



## **I. Executive summary**

This is the second successive year that the Commission has produced the summary of data on the progress made in financing and implementing financial engineering instruments (FEIs), reported by the managing authorities in accordance with Article 67(2)(j) of Council Regulation (EC) No. 1083/2006.

In view of the increased share of cohesion policy resources delivered through FEIs during 2007-2013 it became necessary to enhance the transparency of the implementation process and ensure appropriate monitoring by the Member States and by the Commission. Accordingly, Article 67 of Council Regulation (EC) 1083/2006 was modified to provide that annual implementation reports for the years 2011 onwards and due by 30<sup>th</sup> June of each year, would include reporting data on the progress made in financing and implementing FEIs as defined in Article 44 of the Regulation, and the Commission would prepare a summary of this data by 1<sup>st</sup> October of the same year.

The data for 2012 were sent to the Commission electronically in the context of the Annual Reports on the Implementation of operational programmes for 2012. The summary of data referring to the situation on 31 December 2012 was then prepared by the European Commission services on this basis.

Building on the experience of the 2011 reporting exercise, the Commission issued detailed guidance on reporting for managing authorities in February 2013 and organised a technical meeting of the COCOF<sup>1</sup> dedicated to this topic in April. In addition, REGIO offered a quality review to those managing authorities who so requested and who early submitted FEI data to the Commission.

The Managing Authorities started to provide the FEIs information in May 2013 and more than 50 operational programmes benefited from the quality review of the draft data offered by the Commission. At the regulatory deadline i.e. 30 June 2013, the FEI data were missing for some OPs and one Member State. Therefore, the Commission waited for completion of information in SFC2007 and aggregation of the reporting data until 15 July 2013. The quality and completeness of the data for 2012 demonstrated an improvement on that provided for 2011. Nevertheless, there remained a few anomalies and inconsistencies, which managing authorities should seek to avoid for future reporting exercises.

---

<sup>1</sup> COCOF i.e. Coordination Committee of the Funds according to Article 103 of Council Regulation (EC) No 1083/2006

### *Main findings and key figures*

The absolute number of FEIs and amounts of operational programme and the amounts of Structural Funds contributions used in financing FEIs operations continued to increase in 2012 for all three types of FEIs.

The managing authorities of the Member States reported a total of 940 financial engineering instruments (including 70 holding funds<sup>2</sup> and 870 specific funds) operating at the end of 2012: 92 % account for FEIs for enterprises, 6 % for urban development projects and less than 2% for funds for energy efficiency/renewable energies. Those FEIs were set-up in 25 Member States (all Member States except Ireland and Luxembourg) and received financial support from 175 operational programmes. The total value of operational programmes (OP) contributions paid to the FEIs amounted to EUR 12,558.23 million, including EUR 8,364.58 million of Structural Funds (European Regional Development Fund and European Social Fund).

By the end of 2012 cohesion policy support to FEIs for enterprises constituted EUR 10,472.24 million of OP contributions, including EUR 6,924.77 million of Structural Funds and EUR 3,547.47 million of national public and private co-financing. The financial support was delivered to enterprises through a variety of financial products, including loans, guarantees, equity/venture capital investments and other financial products such as interest rate and guarantee fee subsidies. The financial products such as loans, micro-loans and guarantees supported with EUR 549.18 million from the European Social Fund operational programmes, targeted specific populations, such as self-employed, long-term unemployed and women.

Total support for FEIs in the field of urban development constituted EUR 1,641.89 million of OP contributions in 11 Member States, including EUR 1,139.42 million of Structural Funds and in the field of energy efficiency and renewable energies projects, constituted EUR 444.10 million of OP contributions in 8 Member States, including EUR 300.39 million of Structural Funds.

At an average of 2.5% of OP contributions over 2007-2012, management costs and fees remained well within the limits set out in Article 43(4) of the Implementing Regulation.

---

<sup>2</sup> Hereinafter referred to as the 'HF' or 'HFs'.



### ***Main messages***

The data presented in this summary demonstrate an increase in terms of the number of FEIs set up and the volume of OP contributions already paid into FEIs: there were 60% more FEIs and 14% more OP contributions paid into FEIs at the end of 2012 in comparison to the figures for end 2011. Progress has also been made in terms of absorption rates at the level of final recipients, with almost 40% of OP contributions, or EUR 4,684.33 million, disbursed to final recipients by the end of 2012.

However, on the basis of optional data provided through this year's exercise, it would seem that there is an additional EUR 5 billion (EUR 17,545.09 million committed in funding agreements) which have not yet been paid into FEIs (EUR 12,558 million paid to FEIs). At this state of the programming period, it is appropriate to paid particular attention to such commitments in order to ensure disbursement by 31 December 2015.

In addition, absorption rates reported vary widely from one FEI to another, with variations apparent not only between Member States but also between fields. The reporting on FEIs for enterprises showed an absorption rate of 43%, on FEIs for energy efficiency an absorption rate of 20%; but for urban development the absorption rate was only 3%.

On the basis of the quantitative information available through the reporting under Article 67(2) (j) and presented in this summary, it can therefore be concluded that continued efforts are needed to speed up implementation and absorption rates.

### ***Lessons for next year's reporting and annual summary***

The Commission proposes to continue to develop and improve the guidelines for managing authorities for the 2013 exercise. In some cases, managing authorities may also need to further adapt their reporting systems to the FEI reporting requirements. Particular attention should be paid for the 2013 reporting to correcting/avoiding the remaining anomalies and discrepancies encountered in the 2012 exercise.



## II. Introduction

Financial engineering instruments are an innovative form of contributing Structural Funds to cohesion policy objectives, compared to traditional grants and are part of the strategy aiming at promoting long-term sustainable growth in the European regions. The term "innovative" is used here to distinguish the financial engineering instruments from pure grant funding, although in fact the FEIs have been used to implement the EU budget for more than a decade.

FEIs are a delivery tool for the operational programmes<sup>3</sup> agreed between Member States and the Commission for 2007-2013 and therefore contribute to the achievement of the objectives set out under specific priority axes acting as vehicles for:

- delivering new revolving forms of sustainable finance for investment in the long-term;
- opening new markets to different forms of public-private partnership, bringing in the expertise of international financial institutions;
- promoting sustainability of Structural Funds' resources;
- pooling expertise and know-how between national and regional authorities, financial intermediaries and final recipients;
- building institutional capacity through partnerships between the public and private sector, and broader involvement of financial institutions/ financial intermediaries in the implementation of the EU cohesion policy; and
- addressing the needs for access to finance for specific target groups.

In 2007-2013 the use of different models of financial engineering instruments has become more widespread. Over the last years financial instruments have been rapidly growing in variety, scope and amounts paid to them. They are also expected to further gain in volume and importance in the next Multi-annual Financial Framework (MFF) for 2014-2020.

The first financial engineering instruments set-up in European regions according to the Structural Funds Regulations<sup>4</sup> targeted predominantly enterprises. More recently established FEIs invested also in urban development projects or in legal or natural persons carrying out specific investment activities in energy efficiency and renewable energies. Financial products

---

<sup>3</sup> Hereinafter referred to as the 'OP' or "OPs".

<sup>4</sup> In this document reference is made to 'Structural Funds Regulations', specifically to the following provisions: Article 44 of Council Regulation (EC) No 1083/2006, hereinafter referred to as the 'General Regulation', Articles 3(2)(c), 4(1), 5(1)(d) and 6(2)(a) of European Parliament and Council Regulation (EC) No 1080/2006, hereinafter referred to as the 'ERDF Regulation', Article 11(1) of European Parliament and Council Regulation (EC) No 1081/2006 hereinafter referred to as the 'ESF Regulation' and Articles 43 to 46 of Commission Regulation (EC) No 1828/2006 hereinafter referred to as the 'Implementing Regulation'.

that have been provided through financial engineering instruments include loans, guarantees, equity/venture capital and other forms of assistance<sup>5</sup>.

As the prominence of the financial engineering instruments in the European cohesion policy has grown in the current programming period, the availability of information on their use and financing from the European Union budget, has become necessary to fulfil the Commission obligations towards budgetary and control authorities (i.e. European Parliament and the European Court of Auditors<sup>6</sup>) and towards Citizens.

---

<sup>5</sup> Some of the FEIs provide support to interest rate subsidies and guarantee fee subsidies associated and combined with ERDF loans or guarantees in a single financial package.

<sup>6</sup> The European Court of Auditors Special report n° 2/2012 on financial instruments for SMEs co-financed by the ERDF (Special Reports No 5/2010 and No 7/2011, 2010 Annual Report, paragraphs 8.15 to 8.29) has also recommended in non-equivocal terms that the Commission should provide reliable and technically robust monitoring and evaluation system specific to financial engineering instruments.

### **III. 2012 reporting exercise**

#### ***Data submission and collecting***

The first reporting exercise on FEIs set-up in the programming period 2007-2013 was carried out in 2011. At this time the managing authorities of the Member States submitted the FEIs information to the Commission on a voluntary basis. The data provided by the Member States in various formats were collected and aggregated by the Commission in the synthesis report published in December 2011.

At the end of 2011, the amendment of Council Regulation (EC) No 1083/2006 introduced an obligation for Member States to formally report on financial engineering instruments within the annual report on implementation of operational programmes<sup>7</sup>. According to the new legal basis, 2012 was the first year when managing authorities formally reported on of FEIs as required by Article 67 of Council Regulation (EC) No 1083/2006. On this basis, the Commission issued the summary of data on the progress made in financing and implementing financial engineering instruments, required by Article 67(5), which was presented at the COCOF meeting on 26 September 2012<sup>8</sup>. However, as the data provided by the managing authorities contained a significant number of inaccuracies, the Commission invited managing authorities to check and correct their initial information submitted. Following the extended verification of FEI data by the Member States and in addition to the previously issued summary, the Commission published an additional report on FEIs based on more complete information<sup>9</sup>.

2013 saw the second formal reporting exercise on FEIs. Learning from the past experience, and with the objective to ensure a uniform understanding of the reporting requirements, the Commission prepared and presented to the Member States updated guidance on the FEIs reporting. The first version of guidance was sent to the Member States for their comments in February 2013, then discussed and completed at the COCOF meeting in April 2013 and published on the SFC2007 website<sup>10</sup>. Further to this, the Commission carried out a quality

---

<sup>7</sup> Council (EC) Regulation 1083/2006 of 11 July 2006 amended by Regulation (EU) No 1311/2011 of the European Parliament and of the Council of 13 December 2011.

<sup>8</sup> COCOF document ref. COCOF\_12-0060-00-EN of 26/09/2012.

<sup>9</sup> This report was sent to the European Parliament and Court of Auditor in December 2012 and is publicly available on Inforegio: [http://ec.europa.eu/regional\\_policy/thefunds/instruments/jeremie\\_en.cfm#7](http://ec.europa.eu/regional_policy/thefunds/instruments/jeremie_en.cfm#7)

<sup>10</sup> [http://ec.europa.eu/employment\\_social/sfc2007/quick-guides/index\\_en.htm](http://ec.europa.eu/employment_social/sfc2007/quick-guides/index_en.htm).

review of data received in SFC2007<sup>11</sup> by mid-June (i.e. before the regulatory deadline) for those Member States who so requested.

For the reporting year 2012, the majority of Member States submitted data by the deadline of 30 June in accordance with Article 67(1) of the General Regulation. The information provided to the Commission by the end of June concerned 158 OPs, i.e. 89% of OPs under which the FEI information was provided in the reporting exercise for 2011. For the sake of completeness of information used for the purposes of this summary, the initial dataset was updated on the basis of the information available in SFC2007 by 15 July. After this date the Commission has not taken account of any additional modifications made by managing authorities in the Annual Implementation Reports for 2012.

### ***Quantity and quality of the data provided***

The summary data is primarily based on the compulsory information required by Article 67(2) (j) of Council Regulation (EC) No 1083/2006, namely:

- description of the financial engineering instruments and implementation arrangements;
- identification of the entities which implement the financial engineering instruments, including those acting through holding funds;
- amounts of assistance from the Structural Funds and national co-financing paid to the financial engineering instruments; and
- amounts of assistance from the Structural Funds and national co-financing paid by the financial engineering instruments to final recipients.

The reporting module proposed by the Commission included also some categories of optional data i.e.:

- Structural Funds (ERDF/ESF) and the national (public and private) co-financing committed in the funding agreements establishing FEIs;
- amounts of other assistance paid to FEIs outside the operational programmes;
- number of final recipients supported, including large enterprises, SMEs, microenterprises, individuals, urban projects and other category of final recipients supported;
- number of loan/guarantee and other financial products offered and number of equity/venture capital investments made in final recipients;
- number of jobs created.

---

<sup>11</sup> SFC2007 is an IT tool through which the annual reporting from managing authorities takes place. Its sub-module dedicated to the FEIs reporting became operational and available for managing authorities of Member States in June 2012.

As for the first regulatory exercise, the Commission encouraged Member States to provide input on those optional data in order to present a more complete picture on how FEIs work and what physical results they produce.

Member States have, with very few exceptions, provided data for all compulsory categories, by the mandatory deadline of 30 June 2013. Some optional data were also provided, in particular for the category "number of final recipients supported by the FEIs". The compulsory and optional data provided in the Annual Implementation Reports for 2012 were then submitted to several quality checks (automatic and manual) in order to evaluate their accuracy.

Member States and the Commission have made significant efforts, during last two years, to improve the reporting process and quality of the data provided. The use of guidance on the FEIs reporting has resulted in more punctual, complete and accurate reporting. The quality of data has also been improved through the quality review offered by the Commission and performed on more than 50 operational programmes<sup>12</sup>.

Notwithstanding the various checks, however, there appear to remain some missing information and certain inaccuracies in the data provided by the managing authorities at the time of preparation of this summary of data, as follows:

- Amounts of operational programme and Structural Funds contributions paid to the FEIs are sometimes lower than the corresponding amounts disbursed by the FEIs to final recipients (example of CY, EL, MT and SI). This discrepancy concerns particularly some guarantee funds, where the amounts for potential unexpected/expected losses and committed at the level of specific funds (or for the benefit of specific funds), have not been included in the data on the OP/SF contributions paid to the specific funds, reported to the Commission;
- Incomplete and incoherent information provided by the Member States for some FEIs;
- Inconsistencies resulting from the incorrect use of exchange rates;
- Some Member States (Italy, France, Spain and the United Kingdom) provided information on the FEIs set-up beyond the reporting period 01/01/2007-31/12/2012 (i.e. for FEIs set-up the years 1999 and 2013);
- In a few cases, compulsory data are missing, especially: national private co-financing; date of the FEIs set-up; name of the fund manager, funds legal status;

---

<sup>12</sup>Those Managing Authorities who early encoded data on FEIs in SFC2007 could benefit from their quality review offered by DG REGIO. The quality review of the draft FEIs data was performed by the Commission from 1<sup>st</sup> May until 30 June 2013.

- Names of the FEIs are sometimes confused with names of the funds' managers;
- FEI information is sometimes provided in a mixture of languages (in the national language and in English);
- Figure for financial products offered to final recipients reported by some managing authorities and deemed as unrealistic (as in case of equity/venture capital investments reported by Italy), were excluded from the aggregated dataset presented in this summary of data. They are, however, included in the respective country factsheets in Annex 2;
- Some discrepancies in the presentation of FEIs and the related amounts are perhaps due to the fact that reporting was done at operational programme level and not aggregated by the Member States at national level (for example: some FEIs implemented under more than one OP, were reported more than once with the same amounts resulting in double-counting).

### ***Comparison with the previous reporting exercises***

Comparison of data between the Synthesis Report for 2010 and the summaries of data issued in the regulatory reporting exercises for 2011 and 2012 should be treated with caution. Given the absence of binding legal requirements, the Synthesis Report for 2010 was prepared on the dataset provided by the Member States on a voluntary basis, outside of the scope of the Annual Implementation Reports, whereas the exercise for 2011 and 2012 were carried out on the basis of Article 67 of Council Regulation 1083/2006.

As far as comparison with the 2012 reporting exercise is concerned, different categories of the FEIs data provided are analysed in the respective chapters of this summary. Moreover, when it comes to the comparison of this summary of data with the first regulatory reporting exercise, the following general observations need to be taken into consideration:

- The process of preparation of the second regulatory reporting exercise started earlier in the year (February 2013) than for the first exercise (April 2012);
- The updated FEIs reporting templates<sup>13</sup> in all EU languages became available in SFC2007 at the end of April 2013;

---

<sup>13</sup> Updates made in the FEIs reporting templates concerned simplification and adjustment of the initial wording, and translation errors. In comparison to the first reporting exercise, the category of data "national public and private co-financing paid to the specific fund according to the funding agreement with a holding fund" was added and the categories "procedure for selecting the financial engineering instrument manager" and "the OP contribution to the Holding Fund in %" were removed.



- Commission guidance and a further quality review were offered to the Member States at an early stage of data collection and transmission;
- Building on the experience from the first reporting exercise<sup>14</sup> and on the improved rate of data completeness, the Commission has based this summary on the data provided by the Member States by regulatory deadline ( i.e. 30 June 2013) and updated only once, on 15 July 2013;
- Since the first regulatory reporting exercise, the procedure of checks of the FEIs information was integrated in the admissibility and quality assessment process of the Annual Implementation Report<sup>15</sup>. In addition to the quality review offered by DG REGIO and DG EMPL services responsible for FEIs, this procedure helped the identification of gaps and errors in good time at the level of Implementation Units.
- Given the regulatory deadline<sup>16</sup> and required procedure for the preparation of the summary report, the Commission has sought to check and follow up the FEIs information provided by the Member States with the information available in other sources than SFC2007, i.e. Implementation Units of DG REGIO and DG EMPL, the EIB Group, public websites of the funds, managing authorities.

---

<sup>14</sup> The first summary of data and the complementary summary report presenting the use of the FEIs at the end of 2011 was the outcome of six month of laborious process of collecting, transmitting, analysing, completing and correcting the FEIs data, at both at Member State and Commission level.

<sup>15</sup> Admissibility check-list and quality check-list used by DG REGIO and DG EMPL services in the process of approval and assessment of the Annual Implementation Reports.

<sup>16</sup> According to Article 67(5) of the General Regulation, by 1 October each year the Commission shall provide a summary of the data on progress made in financing and implementing the FEIs, sent by the managing authorities in accordance with Article 67(2)(j).

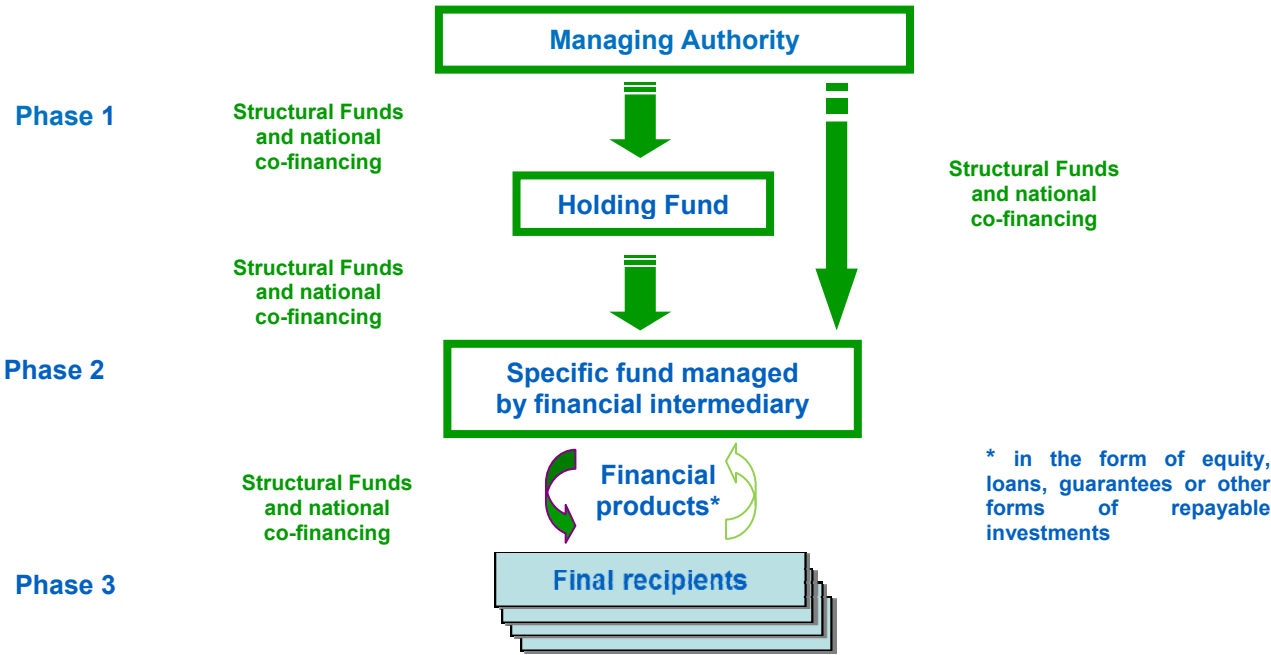


### IV. Summary of data collected on financial engineering instruments

Financial engineering instruments supported through cohesion policy follow its logic and the legal framework, including the principles of "shared management" and "subsidiarity". They contribute to the achievement of the objectives set out under priority axes of the operational programmes agreed between the Member State and the Commission. However, the decision regarding implementation, financing and monitoring of their performance falls within the competence of the managing authorities concerned.

As part of the decisional process the managing authorities must assess whether they want to implement the FEI operation through a holding fund or through a direct contribution from the operational programmes to a specific fund. When a financial engineering instrument is implemented with a holding fund, the managing authority contributes the operational programmes contributions (Structural Funds combined with the national public and private co-financing to a holding fund, and the holding fund transmits these resources to the specific funds managed by financial intermediaries. If the implementation of the financial engineering instrument is organised without a holding fund, then the operational programmes contribute directly to the specific funds managed by financial intermediaries. The national co-financing may come at different levels of implementation, i.e. at the level of holding funds, specific funds and final recipients. The figure below illustrates two existing models of implementation of FEIs in the programming period 2007-2013.

Figure 1. Models of implementation of FEIs in the programming period 2007-2013



The financial engineering instruments presented in this summary were set up as specific loan, guarantee, equity/venture capital and other financial products funds, directly by managing authorities/intermediate bodies, or indirectly through holding funds.

At the end of 2012 a total of **870 specific loan, guarantee, equity/venture capital and other funds** were set up, out of which: **816 for enterprises, 38 for urban development and 16 for energy efficiency/renewable energies**. Compared to the data for 2011, the total number of specific funds reported for 2012 increased by 324 funds. An increase in the number of specific funds reported can be observed in 12 Member States, with the most significant differences for Greece, Hungary, Italy, Poland and Portugal. France and Slovenia and the cross border region reported fewer specific funds<sup>17</sup>. In 11 Member States the total number of specific funds reported remained the same as at the end of 2011. Based on the dataset for 2011 and 2012, it seems that the significant change in the number of specific funds reported is due not only to the establishment of the new funds in Member States in 2012, but also to the improvement of the quality of reporting (i.e. inclusion of funds which should have been reported in 2012, in the first regulatory exercise).

Although a total number of specific funds reported in 2012 increased by 66%, the share of the three types of funds<sup>18</sup> remained the same i.e. 94% for funds targeting enterprises, 4% for funds for urban development and 2% for funds operating in the area of energy efficiency/renewable energies. Out of all specific funds, 389 were implemented directly (without a holding fund) and 481 were implemented through 70 holding funds.

Most of the 43 currently operating holding funds reported by the Member States were set-up in 2009 or in 2010. They have received financial support from 1 to 9 operational programmes and made contributions from 1 to 183 specific funds<sup>19</sup> and managed either by the European Investment Bank Group (EIB-17 HFs and EIF -10 HFs)<sup>20</sup> or by other financial institutions or bodies. As regards the procedure of selection of a fund manager, the managing authorities decided to attribute a contract or a grant directly to the EIB Group (44%), or to select national holding fund managers in the open public procurement (15%) or grant (41%) procedure.

---

<sup>17</sup> "EUREFI" included in the summary of data for 2011 under cross-border cooperation OP of "Greater Region", was not reported in the Annual Implementation Report for 2012.

<sup>18</sup> Specific funds set-up according to Article 44 §1 a), Article 44 §1 b) and Article 44 §1 c) of the General Regulation.

<sup>19</sup> In the following Member States one HF contributed to a significant number of specific funds: HU:183, PT:30, FR:16, PL: 15, LT: 11, EL: 9.

<sup>20</sup> This total number of HFs does not include: HF JEREMIE (ERDF) and HF JESSICA in Sicily, HF "PACA" in France and HF JEREMIE Calabria, which have not been reported by the respective Member States. According to the data received from the EIB Group, 18 JESSICA holding funds were managed by the EIB and 13 JEREMIE holding were under management of the EIF at the end of 2012.

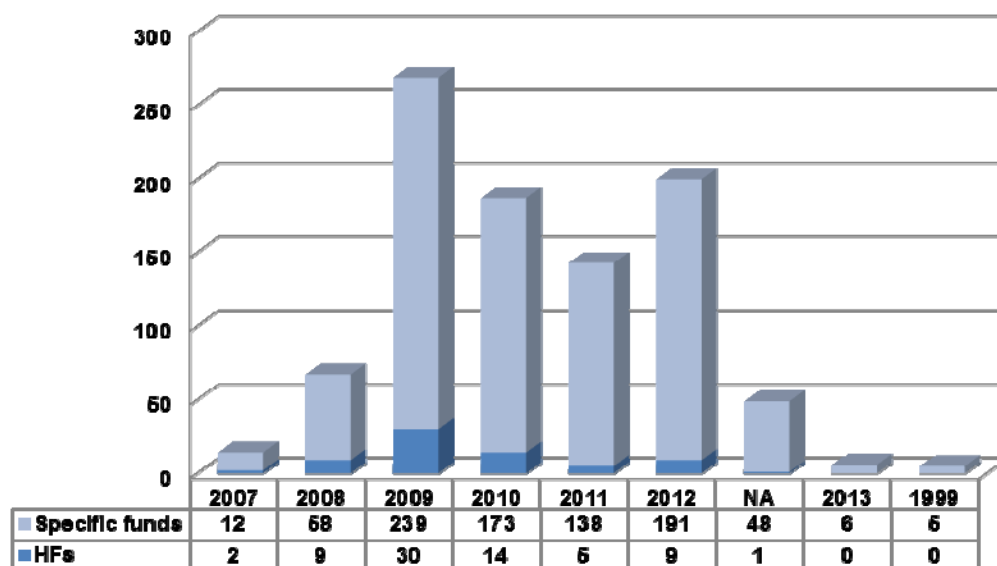
The vast majority of the holding funds (74%) were set up as a separate block of finance within a financial institution, with the remaining 26% established as an independent legal entity governed by agreement between the co-financing partners and shareholders.

The number of holding and specific funds set-up in 2007-2012 is presented in Table 1 and Figure 2.

**Table 1. Number of FEIs reported at the end of 2011 and 2012**

Summary of data for 2012						Summary of data for 2011			
1	2	3	4	5	6	7	8	9	10
N°	Member State	N° of FEIs	out of which HF	out of which specific funds with a HF	out of which specific funds without a HF	N° of FEIs*	out of which HF	out of which specific funds with a HF	out of which specific funds without a HF
1	AT	2	0	0	2	2	0	0	2
2	BE	9	0	0	9	9	0	0	9
3	BG	9	2	6	1	5	2	3	0
5	CY	4	1	3	0	4	1	3	0
4	CZ	4	2	0	2	3	1	0	2
6	DE	41	0	0	41	42	4	4	34
7	DK	6	0	0	6	6	0	0	6
8	EE	6	0	0	6	6	0	0	6
9	EL	26	4	21	1	14	4	10	0
10	ES	15	6	7	2	9	4	4	1
11	FI	1	0	0	1	1	0	0	1
12	FR	95	2	17	76	111	3	4	104
13	HU	185	1	183	1	3	1	1	1
14	IT	95	13	15	67	80	14	14	52
15	LT	33	4	28	1	29	4	24	1
16	LV	10	1	5	4	9	1	5	3
17	MT	2	1	1	0	2	1	1	0
18	NL	8	1	2	5	5	0	0	5
19	PL	247	16	128	103	139	13	54	72
20	PT	50	3	34	13	19	3	7	9
21	RO	3	1	2	0	3	1	2	0
22	SE	11	0	0	11	11	0	0	11
23	SI	4	1	2	1	10	1	8	1
24	SK	1	1	0	0	1	1	0	0
25	UK	73	10	27	36	68	9	27	32
26	CBC	0	0	0	0	1	0	0	1
<b>Total</b>		<b>940</b>	<b>70</b>	<b>481</b>	<b>389</b>	<b>592</b>	<b>68</b>	<b>171</b>	<b>353</b>

Figure 2. Number of FEIs reported by the of 2012, by year of set-up



### *Operational Programme contributions to financial engineering instruments*

In the current programming period of the EU cohesion policy, Structural Funds OPs may finance expenditure in respect of operations comprising contributions to financial engineering instruments providing support in the three main areas: (1) enterprises, primarily small and medium-sized ones, (2) urban development funds, public-private partnership and other projects included in an integrated plan for sustainable urban development and (3) funds or other incentive schemes providing loans, guarantees for repayable investments or equivalent instruments for energy efficiency and use of renewable energy in buildings, including in existing housing.

To qualify the contributions from the Operational Programme as a financial engineering instrument under the Structural Funds Regulations, the following main conditions should be met: (1) the contributions should be targeted to the specific final recipients or one of the above-mentioned investments and (2) they should take the form of repayable investments, namely equity, loans and/or guarantees, micro-finance and other forms of revolving assistance.

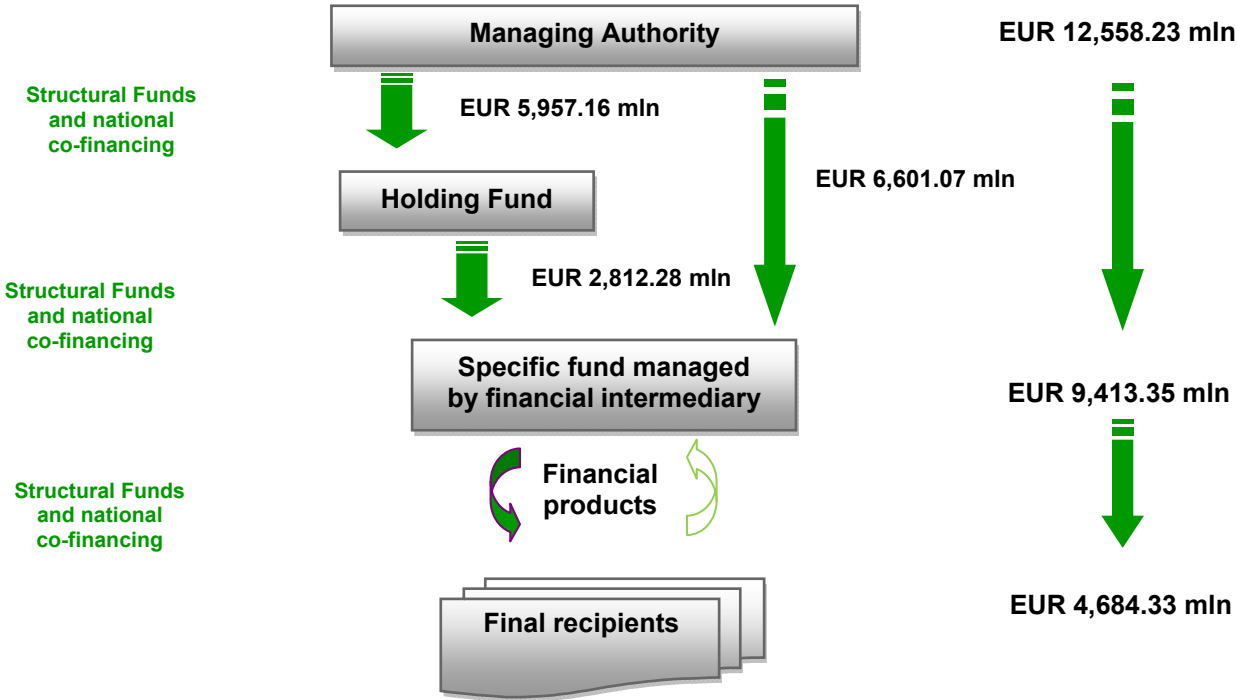
At the end of 2012 the total value of the 159 ERDF and 16 ESF Operational Programmes contributions paid by managing authorities to financial engineering instruments (either to the holding funds or directly to the specific funds) amounted to 12,558.23 EUR million, out of which EUR 8,364.58 million of Structural Funds. The total value of contributions paid to the holding funds amounted to EUR 5,957.16 million, including EUR 4,314.48 million of

Structural Funds and EUR 1,642.68 million of the national co-financing. This represents 86% of the OP contributions committed in the funding agreements signed between managing authorities and holding funds.

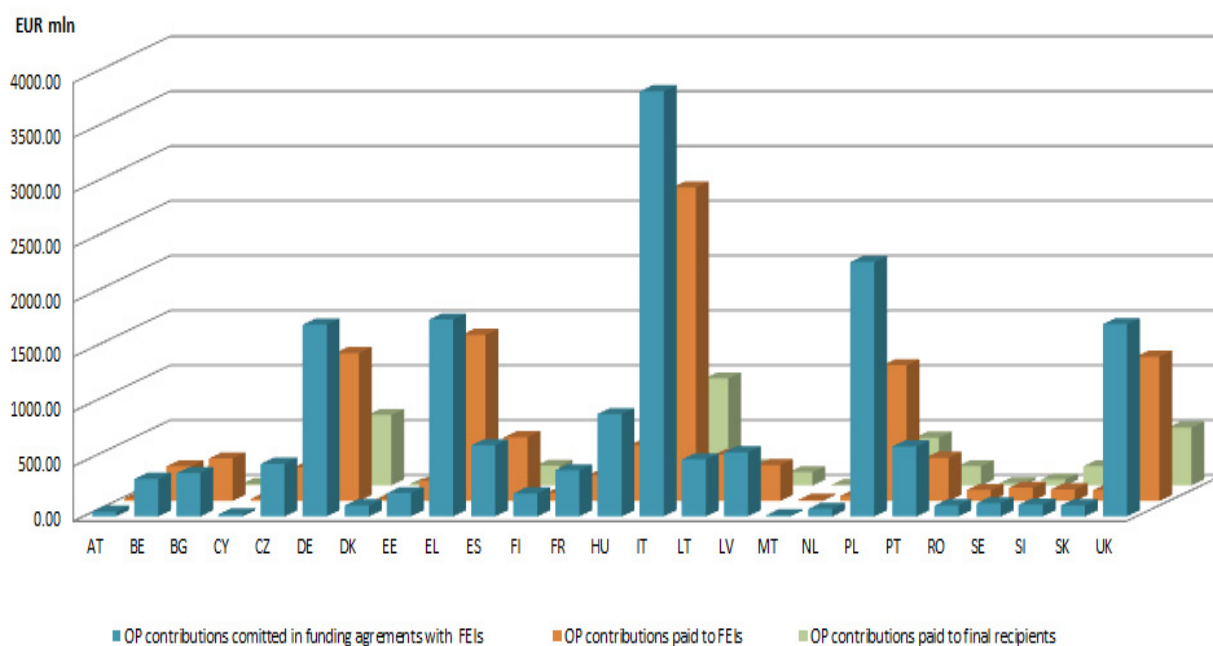
Out of EUR 5,957.15 million of OP contributions paid to the holding funds, almost a half (EUR 2,812.20 million) was subsequently transferred to the specific funds for enterprises, meaning that EUR 3,144.88 million of OP contributions (including EUR 2,340.53 of Structural Funds and EUR 801.30 million of national co-financing) remained at the level of holding funds at the end of 2012. In addition, EUR 6,601.07 million of OP contributions, with EUR 4,050.10 million of Structural Funds and EUR 2,550.97 million of the national co-financing was paid directly from managing authorities to the specific funds set up without a holding fund. The amounts paid to the specific funds set-up without a holding fund at the end of 2012 represent 62% of amounts committed in legal agreements (Figure 4).

In total, EUR 9,413.35 million of OP contributions (including EUR 6,024.05 million of Structural Funds) reached specific funds and was available to support final recipients. At the end of the reporting period (31/12/2012), 37% of this amount ( i.e. EUR 4,684.33 million was invested in final recipients (Figure 3). The overall absorption at the level of final recipients increased by more than 20% for OP contributions and almost 30% for the Structural Funds part, in comparison to the data reported for 2011.

**Figure 3. Operational programme contributions paid to the FEIs and invested by the FEIs at the end of 2012**



**Figure 4. Amounts committed in the funding agreements, paid to the FEIs and invested in final recipients at the end of 2012**



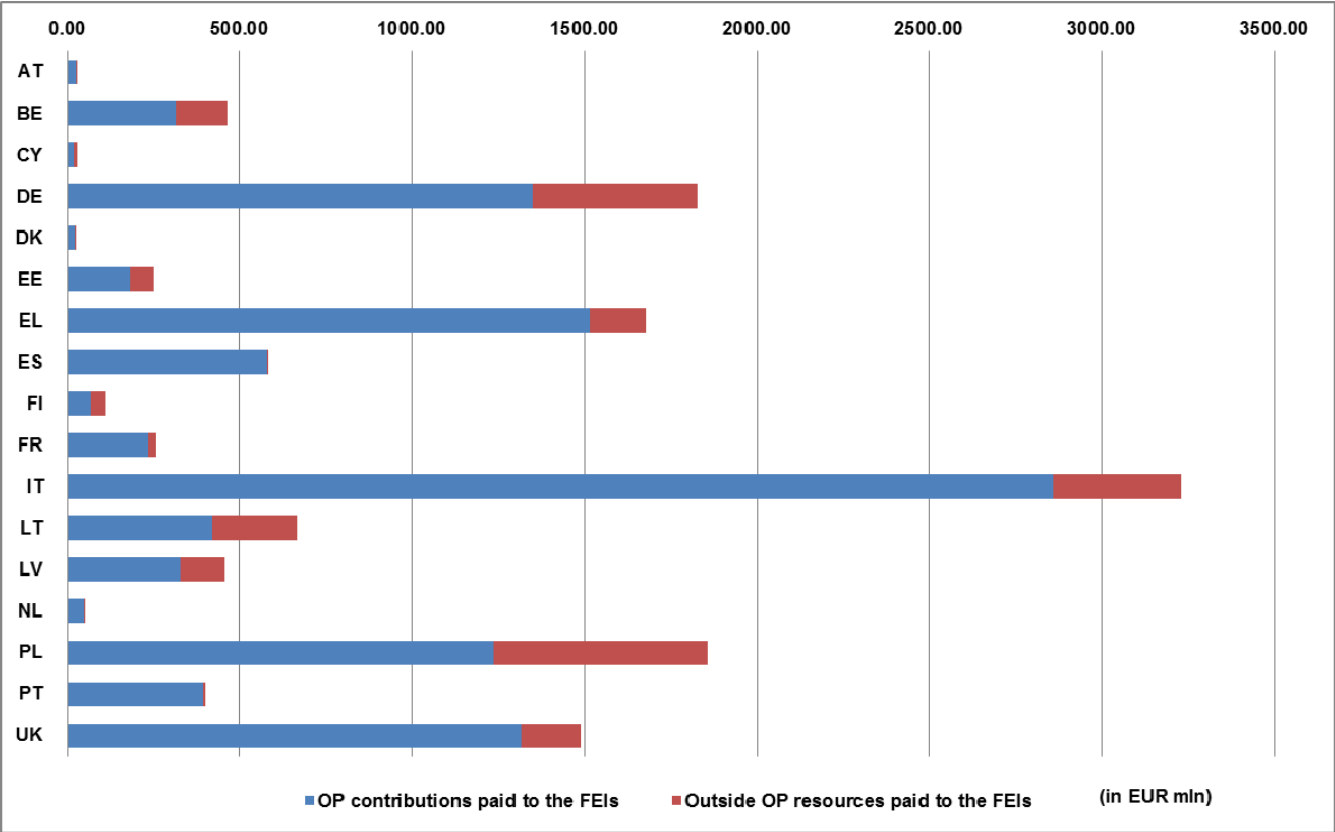
MS	OP contributions committed in funding agreements with FEIs*	OP contributions paid to FEIs*		OP contributions paid to final recipients	
		Amount	Percentage	Amount	Percentage
AT	42.49	26.79	63%	6.11	23%
BE	342.20	316.06	92%	134.80	43%
BG	394.75	388.38	98%	13.52	3%
CY	20.00	20.00	100%	9.32	47%
CZ	479.11	303.68	63%	232.49	77%
DE	1,750.43	1,349.44	77%	643.94	48%
DK	100.14	22.95	23%	13.06	57%
EE	211.10	183.01	87%	164.71	90%
EL	1,795.00	1,515.00	84%	57.38	4%
ES	648.70	580.57	89%	180.94	31%
FI	209.86	69.95	33%	46.28	66%
FR	419.51	234.31	56%	137.27	59%
HU	932.85	510.28	55%	338.96	66%
IT	3,877.97	2,860.20	74%	977.32	34%
LT	519.77	420.75	81%	184.45	44%
LV	584.40	326.31	56%	121.24	37%
MT	10.00	10.00	100%	4.67	47%
NL	68.66	48.58	71%	24.39	50%
PL	2,320.00	1,237.99	53%	437.05	35%
PT	638.63	392.84	62%	175.35	45%
RO	100.00	100.00	100%	21.56	22%
SE	119.52	119.52	100%	55.44	46%
SI	105.81	105.81	100%	175.39	166%
SK	100.00	100.00	100%	0.00	0%
UK	1,754.17	1,315.81	75%	528.69	40%
<b>Total</b>	<b>17,545.09</b>	<b>12,558.23</b>	<b>72%</b>	<b>4,684.33</b>	<b>37%</b>

\* FEIs= holding funds and specific funds implemented without a holding fund



In addition to the amounts paid to the funds from the OPs, the Commission requested Member States to provide optional information on additional resources paid to the FEIs outside the OPs. 17 out of 25 Member States reported additional public/private resources paid to FEIs which amounted to EUR 2,485.40 million and represented an additional 25% on top of the OP contributions paid to FEIs in those Member States (Figure 5).

Figure 5. Outside OP contributions paid to the FEIs at the end of 2012 ( in EUR mln)



	AT	BE	CY	DE	DK	EE	EL	ES	FI	FR	IT	LT	LV	NL	PL	PT	UK	Total
OP contributions paid to the FEIs	26.79	316.06	20.00	1349.44	22.95	183.01	1515.00	580.57	69.95	234.31	2860.20	420.75	326.31	48.58	1237.99	392.84	1315.81	10920.56
Outside OP resources paid to the FEIs	2.54	147.50	9.19	479.12	0.66	69.66	163.15	0.56	40.96	24.08	368.95	245.08	129.81	3.82	620.55	7.12	172.65	2485.40

### ***Management costs and fees***

Management costs and fees in the meaning of Article 78(6) of the General Regulation comprise any and all fees, costs, expense and other proceeds paid from the OPs to the managers of HFs and specific funds, as reimbursement or compensation for managing the funds provided from OPs for effective investment in final recipients, and which can be declared as eligible expenditure for reimbursement from Structural Funds. Management costs refer to cost items reimbursed against evidence of expenditure, while management fees refer to an agreed price or compensation for services rendered.

Thresholds of management costs and fees for each category of funds or instruments on a yearly average, are established as a percentage of the capital contributed from the operational programme, are set out in Article 43(4) of the Implementing Regulation.

These rates i.e. on average over the life of the fund 2% annually of the OP contributions for holding funds and guarantee funds, 3% annually of OP contributions for loan funds and equity funds and 4% annually for micro-credit instruments, are maximum rates which should not be exceeded, unless a competitive tendering procedure reveals that higher rates are necessary.

As the information collected in the second reporting exercise concerns cumulatively years 2007-2012, the comparison of management costs and fees should be made either between the FEIs operations established in the same year or for the average annual percentages. The comparison made on an annual basis is still affected by a certain error rate, as the thresholds of eligible management costs are calculated annually in relation to the contribution made from OP to the fund on a *pro rata temporis* basis.

The analysis of the data reported by the managing authorities shows that:

- Eligible costs and fees involved in the set-up and management of the funds (holding funds and specific funds) accounted on average for 2.5% of OP contributions made in the period 2007-2012 (i.e. 0.42% annually);
- Management costs and fees paid to the holding funds amounted to EUR 137.20 million by the end of 2012, namely 7% less than reported by the end of 2011. Management costs and fees paid to the specific funds amounted to EUR 77.60 million at the level of specific funds operating under a holding fund and to EUR 165.79 million for specific funds implemented without a holding fund. In percentage of OPs contributions made to the funds in 2007-2012, management costs and fees represented 2% for holding funds and 3% for specific funds;

- Out of the total amount of EUR 380.59 million reported as eligible management costs and fees, the biggest share (EUR 322.21 million or 85%) went to FEIs for enterprises, with the remaining EUR 44.72 million paid to the FEIs for urban development and EUR 13.66 million paid to the FEIs for energy efficiency/renewable energies. In percentage of OPs contributions made in 2007-2012 per type of FEIs management cost and fees represented 3% for FEIs for enterprises and FEIs fund for energy efficiency/renewable energies and 2% for FEIs dedicated to urban development (Table 2).

**Table 2. Management costs and fees paid to the FEIs by the end of 2012 (in EUR mln)**

	OP contributions paid to the funds	OP contributions paid to the funds in management costs and fees		FEIs for enterprises	FEIs for urban development	FEIs for energy efficiency/renewable energies
at the level of HFs	5,957.16	137.20	2%	105.99	28.01	3.20
at the level of specific funds set-up with a HF	2,812.28	77.60	3%	62.30	13.76	1.54
at the level of specific funds set-up without a HF	6,601.07	165.79	3%	153.92	2.95	8.92
<b>TOTAL</b>	<b>12,558.23*</b>	<b>380.59</b>	<b>3%</b>	<b>322.21</b>	<b>44.72</b>	<b>13.66</b>

TOTAL OP contributions paid to the funds = OP contributions paid to the HFs and specific funds set-up without a HF.

### ***Jobs created***

Already in the first regulatory exercise the Commission proposed the Member States to report additional information on jobs created in the implementation of FEIs operations. As the information on jobs created provided in the AIRs for 2011 was very limited and numbers overestimated<sup>21</sup>, the Commission decided to align the definition of "jobs created" with core indicator n°1 for ERDF operational programmes<sup>22</sup>. Given the specificity of FEI operations under the ESF operational programmes, the Commission invited Member States to provide, if possible, information on the number of participants in operations, in accordance with Annex XXIII of the Implementing Regulation 1828/2006. The information on jobs created through the FEI operations by end of 2012 was provided in the AIRs of 81 operational programmes. Most of the information was reported by Finland, France, Germany, Poland, Portugal, Sweden and the United Kingdom.

<sup>21</sup> As at the first regulatory reporting exercise the definition of this indicator was not clear, numbers reported by the Member States included jobs created, but also safeguarded.

<sup>22</sup> Definition: gross direct jobs created, full time equivalents, Source: "Working Document No. 7. Indicative

The data reported referred to 246 specific funds and for 169 of them the reported information was higher than "0". Under 81 AIRs for 2012 Member States reported at least<sup>23</sup> 44,000 jobs as created through FEIs, which represents 9% of the approximately 500,000 jobs created through all operations supported from the OPs at the end of 2012<sup>24</sup>.

### *Final recipients supported by the FEIs*

In the second regulatory reporting exercise Member States provided the information either for all or some of 6 categories of final recipients defined by the Commission in the reporting module. On the basis of the information provided by the Member States, FEIs supported more than 192,000 final recipients. Enterprises<sup>25</sup>, mainly SMEs and micro-enterprises, were the largest group of final recipients receiving the revolving support through FEIs (Table 3), followed by individuals and other final recipients. The number of urban projects supported by FEIs was reported only by three Member States (Poland, Portugal and the United Kingdom) and seems to be underestimated. Bulgaria, Greece, Poland and Portugal reported the highest numbers of final recipients supported (9,000 – 67,000) by the FEIs. On average, each final recipient supported by the FEIs received EUR 0.02 million of OP contributions, out of which a half from Structural Funds. The highest OP contributions paid per final recipient were reported in Denmark, Estonia, Hungary and Sweden.

**Table 3. Number of final recipients supported by the FEIs at the end of 2012**

Final recipient supported	Total	by a loan	by a guarantee	by an equity/venture capital investment	by other financial products
Large enterprises	468	203	235	1	29
SMEs	111,088	48,142	40,486	1,591	20,869
Micro-enterprises	55,191	30,895	20,690	516	3,090
Individuals	22,795	21,267	1,152	NA	376
Urban projects	34	34	0	0	0
Other final recipients	2,825	2,817	8	0	0
<b>TOTAL</b>	<b>192,401</b>	<b>103,358</b>	<b>62,571</b>	<b>2,108</b>	<b>24,364</b>

Guidelines on evaluation methods: Reporting on core indicators for the European Regional Development Fund and the Cohesion Fund", [http://ec.europa.eu/regional\\_policy/sources/docoffic/working/sf2000\\_en.htm](http://ec.europa.eu/regional_policy/sources/docoffic/working/sf2000_en.htm)

<sup>23</sup> This total number excludes the implausible information provided for some OPs, for example when the number of jobs created by FEIs was higher than total achievement for 2012 at the level of OP.

<sup>24</sup> Provisional figure based on 15 July 2013 cut-off date, as data were missing or inaccurate for some programmes.

<sup>25</sup> Definitions of enterprises based on the Commission Recommendation 2003/361/EC of 6 May 2003.

## **1. Financial engineering instruments for enterprises**

### **1.1. Structure and implementation of the FEIs**

The legal framework for financial engineering instruments for enterprises is established in Article 44, paragraph 1 (a) of the General Regulation which states that *"as part of an operational programme, the Structural Funds may finance expenditure in respect of an operation comprising contributions to support the following: (a) financial engineering instruments for enterprises, primarily small and medium-sized ones, such as venture capital funds, guarantee funds and loan funds"*. In light of the above, this chapter summarises information on financial engineering instruments for enterprises implemented with or without a holding fund, pursuant to Article 44 of Council Regulation (EC) 1083/2006.

At the end of 2012 a total of 816 specific funds for enterprises offering all types of financial products (namely: loans, guarantees, equity/venture capital and other products like interest rate subsidies, guarantee fee subsidies, interest rate rebates and equivalent measures) were set up in 25 Member States. Funds for enterprises implemented under a holding fund constitute the majority (i.e. 445 funds, including 104 new funds reported for 2012) of specific funds for enterprises. The remaining 371 specific funds were implemented without a holding fund and represent a considerable increase (by 66%) in comparison to the corresponding category of data for 2011. This information is summarised and presented by Member State in Table 4.

There are substantial differences among Member States as regards geographical coverage, total number, type and size of specific funds for enterprises, namely:

- 15 Member States reported 445 specific funds implemented under national and regional holding funds;
- In 9 Member States (AT, BE, CZ, DE, DK, EE, FI, NL and SE) all specific funds for enterprises have been set-up as independent legal entities without a holding fund;
- In 11 Member States (EL, ES, FR, HU, IT, LT, LV, PL, PT, SI, UK) specific funds were implemented with both modes of implementation i.e. with holding fund and without holding fund;
- Almost all holding funds (except JEREMIE HF in Slovakia) set up to implement specific funds for enterprises were operational, namely they selected financial intermediary(ies) and made contributions to specific funds.

- According to the data reported to the Commission, 10 holding funds in 9 Member States were managed by the EIF<sup>26</sup>, thus 38 remaining holding funds were managed by national financial institutions and bodies;
- Out of 816 specific funds, 29 were set-up under ESF operational programmes in 7 Member States (DE, DK, EE, IT, LT, LV and PL). Those specific funds (mostly offering loans) have been established progressively as from 2008, with 18 funds set-up in in 2011-2012. 13 new funding agreements were signed in 2012, 3 within the Italian and 10 within the Polish ESF operational programmes.

**Table 4. FEIs for enterprises set-up at the end of 2012**

1	2	3	4	5	6
N°	Member State	N° of FEIs*	out of which HF	out of which specific funds with a HF	out of which specific funds without a HF
1	AT	2	0	0	2
2	BE	9	0	0	9
3	BG	5	1	4	0
5	CY	4	1	3	0
4	CZ	2	0	0	2
6	DE	38	0	0	38
7	DK	4	0	0	4
8	EE	5	0	0	5
9	EL	18	2	15	1
10	ES	11	4	5	2
11	FI	1	0	0	1
12	FR	95	2	17	76
13	HU	185	1	183	1
14	IT	84	9	10	65
15	LT	28	3	24	1
16	LV	10	1	5	4
17	MT	2	1	1	0
18	NL	5	0	0	5
19	PL	235	11	121	103
20	PT	46	2	31	13
21	RO	3	1	2	0
22	SE	11	0	0	11
23	SI	4	1	2	1
24	SK	1	1	0	0
25	UK	56	7	22	27
<b>Total</b>		<b>864</b>	<b>48</b>	<b>445</b>	<b>371</b>

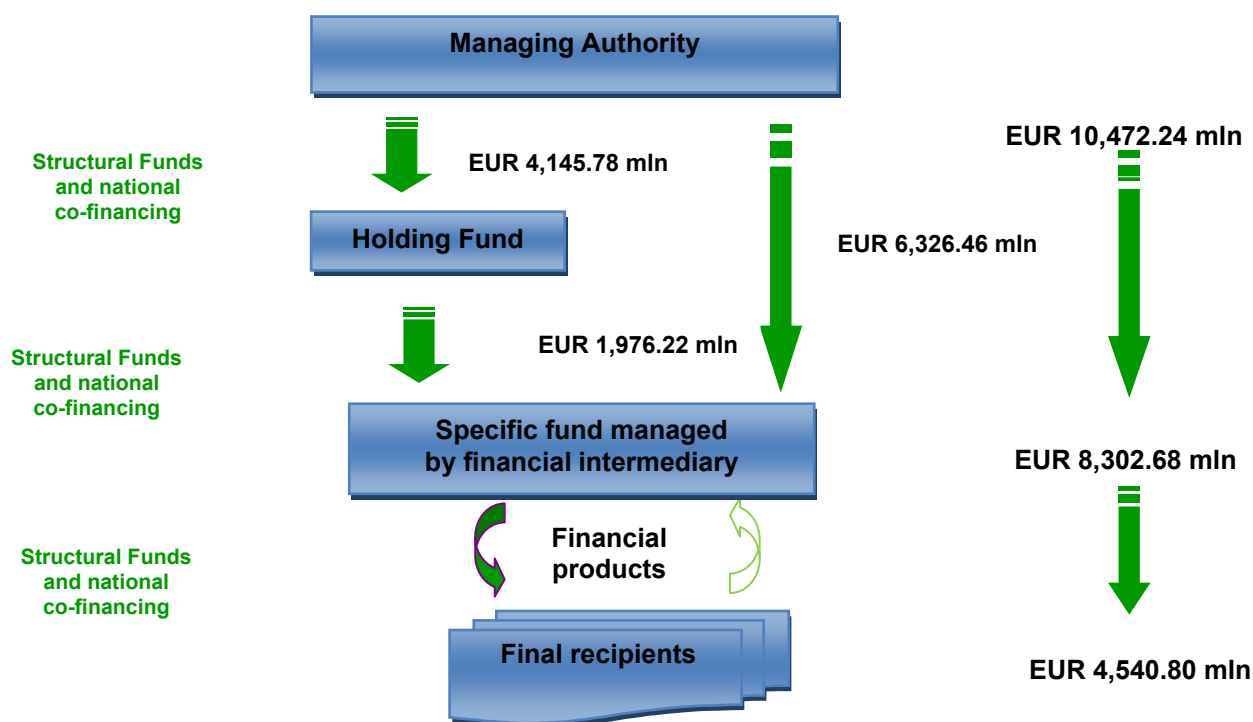
\* including: holding funds and specific funds implemented with and without a holding fund;

<sup>26</sup> 13 HFs according to the information provided by the EIF.

## 1.2. Financing of the funds for enterprises

Operational programme contributions totalling EUR 10,472.24 million went either to holding funds or directly to specific funds for enterprises at the end of 2012. This aggregated amount, including EUR 6,924.77 million of Structural Funds (or 66% of OP contributions), was supported with further EUR 3,547.47 million of national public and private co-financing. 97% (or EUR 6,723.23 million) of Structural Funds paid to the EEIs for enterprises came from the ERDF OPs. The ESF OPs contributed to financial engineering instruments for enterprises with a total amount of EUR 549.18 million, including EUR 252.75 million from ESF and EUR 296.43 million from the national resources.

Figure 6. OP contributions paid to the FEIs for enterprises and invested in final recipients at the end of 2012



The total value of operational programme contributions paid to the holding funds amounted to EUR 4,145.78 million, including EUR 3,023.22 million of Structural Funds and EUR 1,122.56 million (30%) of the national co-financing. Out of OP contributions paid to the holding funds, nearly 50% (i.e. EU 1,976.22 million) was transferred to the specific funds, for subsequent investments in final recipients. This means that EUR 2,169.56 million of OP contributions remained at the level of holding funds at the end of 2012. In addition, EUR 6,326.46 million of OP contributions, including EUR 3,901.55 million of Structural Funds and EUR 2,424.91 million of national co-financing, was paid directly from managing authorities to the specific funds set up without a holding fund. Financial support for

enterprises available at the level of specific funds at the end of 2012 amounted to EUR 8,302.68 million of ERDF and ESF OP contributions. This represents an increase by 17% in comparison to the data reported for 2011. Out of this amount, EUR 5,262.51 million was Structural Funds and EUR 3,040.17 million was national public and private resources. The information on financing of the funds for enterprises and the investments made in final recipients is summarised in Figure 6 and Table 7.

### 1.3. Investments made in enterprises

The data provided in the Annual Implementation Reports for 2012 indicate that investments made by specific funds in enterprises were mainly realised through guarantees and loans, less through equity/venture capital and other investments. The specific funds set-up in 6 Member States offered to enterprises one financial product (usually loans or guarantees), however in the majority of the Member States<sup>27</sup> specific funds offered two or more types of financial products to final recipients. In the three countries (Spain, Italy and Latvia), specific funds offered to enterprises all types of financial products through financial engineering operations.

As regards ESF, the co-financed FEIs loan schemes were the most frequent type of ESF co-financed FEIs, although some managing authorities did chose to support guarantee funds and also, but more rarely, equity Funds. Most, if not all, focus on micro and/or social enterprises and often targeting specific populations, such as the self-employed and/or disadvantaged people. Beyond the legal restrictions, limiting the areas of intervention of ESF through FEIs to support for enterprises, falling under article 44 paragraph 1(a) of the General Regulation, the specific target populations of the ESF and corresponding financial product offered (micro-financed) explain the level of amounts committed and paid so far (for more details see Tables 17 and 18 in Annex 1).

The first **specific loan funds** were set-up in 2007 (12 funding agreements signed) and at the end of 2012 there were 351 specific loan funds offering loans to enterprises. In the period 2007-2012 those funds offered a total number of 38,501 loans with EUR 1,984.58 million of OP contributions, including EUR 1,375.01 million of Structural Funds. On average, one loan disbursed to final recipients received EUR 0.05 million of OP contributions, out of which EUR 0.04 million of Structural Funds. The first **specific funds for enterprises offering guarantees** as a financial product were set up in 2007-2008. The number of funding agreements signed between financial intermediaries and managing authorities or holding

---

<sup>27</sup> 18 out of 25 MSs who established the FEI for enterprises.



funds for guarantees grew progressively, reaching a peak in 2009. On 31 December 2012, there were 128 specific guarantee funds. For the period 2007-2012, managing authorities reported 96,989 guarantees committed for disbursed loans and other risk-bearing instruments, with total of EUR 1,467.00 million of OP contributions, including EUR 670.46 million of Structural Funds. On average, EUR 0.02 million of OP contributions, including EUR 0.01 million of Structural Funds, was committed per guarantee for one loan disbursed to the final recipient.

In 2007-2012 specific funds for enterprises signed also funding agreements with managing authorities or holding funds in order to make **equity and quasi-equity investments** in enterprises or offering a combination of loans and equity financial products. Most of the funding agreements for equity and venture capital funds were signed during 2009-2011 and by the end of 2012 Member States reported 124 specific funds which made 2,021 equity/venture capital investments in enterprises. On 31 December 2012 those investments represented a total of EUR 747.95 million of OP contributions, out of which more than a half (EUR 380.10 million) constituted Structural Funds. The OP contribution paid to one equity investment was of range of EUR 0.37 million, out of which EUR 0.19 million from Structural Funds.

**Other financial products** in the sense of Articles 44 and 78(6) of the General Regulation include interest rate subsidies, guarantee fee subsidies and equivalent measures which can be considered as a FEI operation when they are associated and combined with loans or guarantees co-financed from Structural Funds in a single financing package. Pure interest rate subsidies or pure guarantee fee subsidies are not considered as a FEI operation in the context of ERDF, as they are not repaid and do not support risk-sharing as such. However, for the ESF, this type of financial product has been offered by one specific fund in Latvia. In 2007-2012, 6 specific funds for enterprises offered other financial products falling under the above-mentioned categories. The total number of other products investments made in final recipients amounted to 7,189 and EUR 341.27 million of OP contributions, out of which EUR 207.84 million from Structural Funds. It means that each investment benefited on average from EUR 0.05 million of OP contributions and EUR 0.03 million of Structural Funds. Another 96 specific funds supported from the ERDF and ESF operational programmes were set-up as mixture funds, offering a combination of financial products: loans and guarantees or loans and equity/venture capital investments (Tables 5 and 6).

The progress in implementing and financing FEIs for enterprises can therefore be summarised as follows: the number of FEIs increased by almost 40%; the amount of OP contributions paid to the FEIs increased by 15%; and absorption at the level of final recipients: increased by 20%, giving a total absorption rate of 43%. However, these figures are presented on the basis of the data reported by the managing authorities and for some Member States appear to have included leverage figures which result in an overstating of the amounts of OP contributions paid to final recipients. This is a point which should be improved for next year's reporting exercise.

**Table 5. Number of financial products offered to final recipients by the specific funds for enterprises**

	All specific funds	FEIs for enterprises
Loans	52,511	38,501
Guarantees	96,989	96,989
Equity/venture capital	2,024	2,021
Other products	6,996	7,189
<b>TOTAL</b>	<b>158,520</b>	<b>144,700</b>

**Table 6. OP amounts disbursed to final recipients by the specific funds for enterprises, per type of financial product (in EUR mln)**

	All specific funds	FEIs for enterprises
Loans	2,087.37	1,984.58
Guarantees	1,467.00	1,467.00
Equity/venture capital	788.31	747.95
Other products	341.58	341.27
<b>TOTAL</b>	<b>4,684.26</b>	<b>4,540.80</b>

**Figure 7. Specific funds for enterprises set-up at the end of 2012, per type of financial product offered**

TYPE OF FUND	NUMBER OF FUNDS
L(loans) funds	351
G(guarantee) funds	128
E(equity)/V(venture capital) funds	124
O(other financial products) funds	6
<b>Mixed funds</b> ( L&G or L&E/V)	<b>96</b>
<b>NA</b> (information not provided)	<b>113</b>

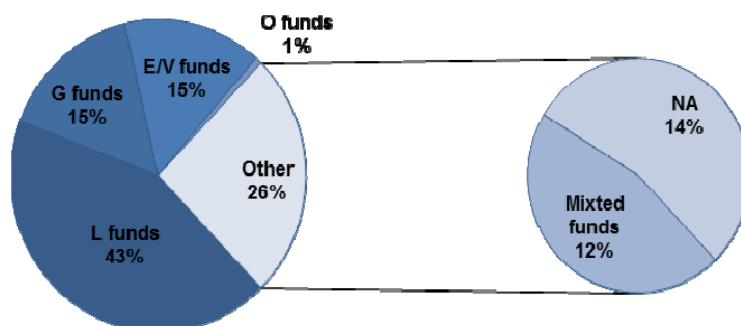


Table 7. Amounts of OP contributions paid to the FEIs for enterprises and invested in final recipients at the end of 2012 (in EUR mln)

1	2	3	4	5	6	7	8	9	10	11	12		13	14
N°	Member State	N° of FEIs*	out of which HF	out of which specific funds with a HF	out of which specific funds without a HF	OP contributions paid to FEIs**	out of which Structural Funds	OP contributions paid to specific funds***	out of which Structural Funds	OP contributions remaining in HF's	OP contributions paid to final recipients		out of which Structural Funds	OP contributions remaining in specific funds
											in absolute amounts	in % of OP contributions paid to FEIs		
1	AT	2	0	0	2	26.79	10.27	26.79	10.27	0.00	6.11	23%	2.80	20.68
2	BE	9	0	0	9	316.06	126.96	316.06	126.96	0.00	134.80	43%	53.92	181.26
3	BG	5	1	4	0	349.00	296.65	14.80	12.58	334.20	13.52	4%	11.49	1.28
5	CY	4	1	3	0	20.00	17.00	3.81	3.24	16.19	9.32	47%	7.92	-5.51
4	CZ	2	0	0	2	258.63	219.84	258.63	219.84	0.00	232.49	90%	197.61	26.14
6	DE	38	0	0	38	1316.66	839.34	1316.66	839.34	0.00	643.94	49%	410.60	672.72
7	DK	4	0	0	4	14.64	7.22	14.64	7.22	0.00	8.19	56%	4.17	6.45
8	EE	5	0	0	5	133.27	106.92	133.27	106.92	0.00	116.81	88%	90.45	16.46
9	EL	18	2	15	1	1016.00	849.21	323.98	273.65	692.02	41.81	4%	33.14	282.17
10	ES	11	4	5	2	364.95	210.03	349.91	254.54	15.04	180.94	50%	10.32	168.97
11	FI	1	0	0	1	69.95	32.65	69.95	32.65	0.00	46.28	66%	22.22	23.67
12	FR	95	2	17	76	234.31	112.70	186.39	83.34	47.92	137.27	59%	36.42	49.12
13	HU	185	1	183	1	510.28	433.73	467.31	396.79	42.97	338.96	66%	288.12	128.35
14	IT	84	9	10	65	2596.83	1452.87	2590.83	1452.02	6.00	977.32	38%	316.28	1613.51
15	LT	28	3	24	1	271.34	271.34	168.85	168.85	102.49	177.55	65%	176.92	-8.70
16	LV	10	1	5	4	326.31	201.59	191.60	135.41	134.71	121.24	37%	89.92	70.36
17	MT	2	1	1	0	10.00	8.50	0.00	0.00	10.00	4.67	47%	3.97	-4.67
18	NL	5	0	0	5	48.58	11.08	48.58	11.08	0.00	24.39	50%	9.80	24.19
19	PL	235	11	121	103	978.14	829.34	624.08	544.7	354.06	430.57	44%	372.65	193.51
20	PT	46	2	31	13	262.84	182.33	232.02	138.59	30.82	172.26	66%	104.14	59.76
21	RO	3	1	2	0	100.00	86.00	43.12	37.08	56.88	21.56	22%	18.54	21.56
22	SE	11	0	0	11	119.52	64.13	119.54	64.13	0.00	55.44	46%	31.89	64.10
23	SI	4	1	2	1	105.81	89.94	99.76	84.79	6.05	175.39	166%	149.08	-75.63
24	SK	1	1	0	0	100.00	85.00	0.00	0	100.00	0.00	0%	0.00	0.00
25	UK	56	7	22	27	922.33	380.13	702.12	258.52	220.21	469.97	51%	191.04	232.15
<b>Total</b>		<b>864</b>	<b>48</b>	<b>445</b>	<b>371</b>	<b>10,472.24</b>	<b>6,924.77</b>	<b>8,302.70</b>	<b>5,262.51</b>	<b>2,169.56</b>	<b>4,540.80</b>	<b>43%</b>	<b>2,633.41</b>	<b>3,761.90</b>

\* including: holding funds and specific fund implemented with and without a holding fund;

\*\* paid to holding funds and directly to specific funds implemented without a holding;

\*\*\* paid to specific funds implemented with and without a holding fund;

(\*) information reported by the MAs and aggregated at the level of MS leads to the anomalous results.

## 2. Financial engineering instruments for urban development

### 2.1. Structure and implementation of the FEIs

Article 44, paragraph 1 (b) of the General Regulation states that financial engineering instruments can also take the form of actions which make repayable investments (or provide guarantees for repayable investments) in public private partnerships or other urban projects included in the integrated plans for sustainable urban development.

Over 2007-2012, OP contributions supported 56 FEIs in the area of urban development in 11 Member States (Table 8). Compared to the previous reporting exercise, Member States reported the same number of holding funds (18<sup>28</sup>) and 10 new specific funds for urban development established in 2012. 80% of those specific funds were implemented through holding funds. In one Member State (the United Kingdom) specific instruments for urban development were implemented both with and without a holding fund.

In the majority of Member States concerned there was at least one holding fund established, however Spain, Italy, Poland the United Kingdom reported two or more holding funds. Holding funds for urban development were established mostly in 2009-2010 and almost all are managed by the European Investment Bank<sup>29</sup>.

**Table 8. FEIs for urban development set-up at the end of 2012**

1	2	3	4	5	6
N°	Member State	N° of FEIs*	out of which HF	out of which specific funds with a HF	out of which specific funds without a HF
1	BG	3	1	2	0
2	CZ	1	1	0	0
3	DE	3	0	0	3
4	EL	6	1	5	0
5	ES	4	2	2	0
6	IT	5	2	3	0
7	LT	5	1	4	0
8	NL	2	1	1	0
9	PL	12	5	7	0
10	PT	4	1	3	0
11	UK	11	3	5	3
<b>Total</b>		<b>56</b>	<b>18</b>	<b>32</b>	<b>6</b>

\* including: holding funds and specific funds implemented with and without a holding fund;

<sup>28</sup> Excluding JESSICA HF for Sicily not reported in the AIR for 2012.

<sup>29</sup> According to data provided by the EIB, 18 HFs were under its management at the end of 2012.

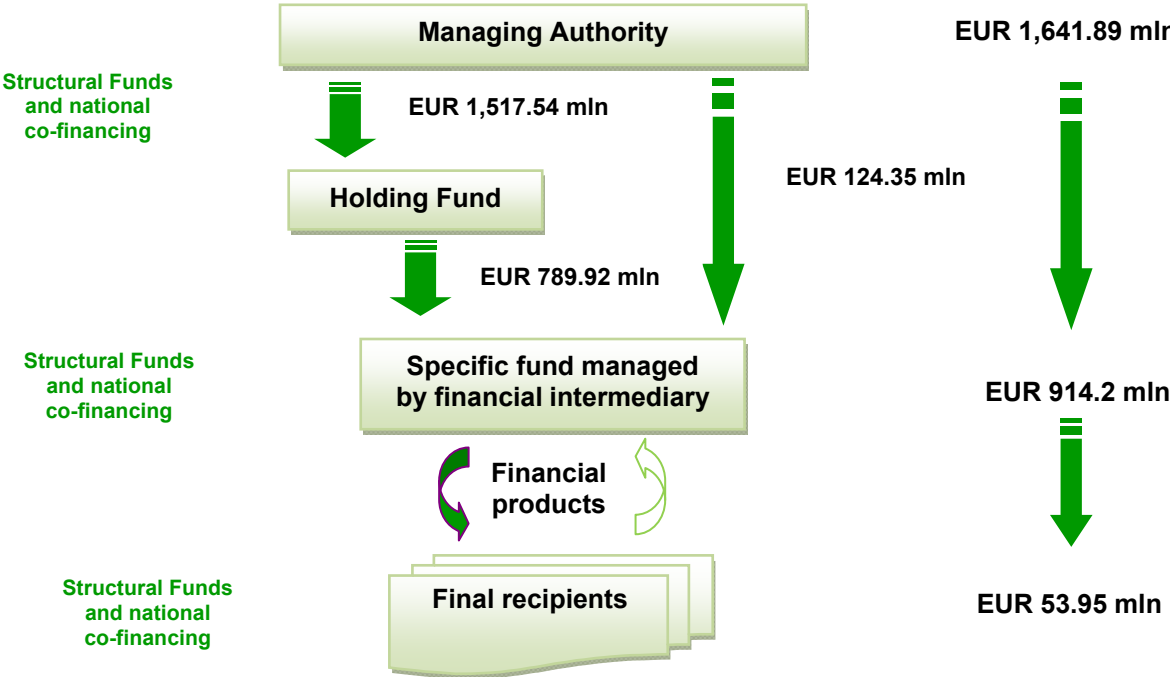
## 2.2. Financing of the funds for urban development

Operational programme contributions paid to the FEIs in the area of urban development at the end of 2012 amounted to EUR 1,641.89 million, with EUR 1,139.42 million of Structural Funds and EUR 502.47 million of the national public and private resources.

92% (or EUR 1,517.54 million) of all OP contributions was firstly transferred by the managing authorities to 18 holding funds set-up in 10 Member States. At the end of 2012 the holding funds paid a half of the OP contributions previously received from the managing authorities (EUR 789.92 million, including EUR 586.44 million from ERDF) to the specific urban development funds. Another half (i.e. EUR 727.62 million) of OP contributions remained at the level of holding funds in 8 Member States (Bulgaria, Czech Republic, Greece, Spain, Italy, Lithuania, Poland and the United Kingdom). In Germany and Portugal specific funds received already 100% of OP contributions transferred to the holding funds.

Further EUR 124.35 million of OP contributions was paid directly to specific urban development funds set-up without a holding fund with an important share of EUR 32.78 million (out of which EUR 22.78 million from ERDF) was allocated to the specific funds in Germany. The financing of the funds for urban development and their investments in the urban projects are presented in Figure 8 and Table 11.

Figure 8. Operational programme contributions paid to the FEIs for urban development and invested in the urban projects at the end of 2012 ( in EUR mln)



### 2.3. Investments made in urban development projects

Regarding the specific urban development funds operating in 2007-2013, investments at the level of final recipients took place only in 4 out of 8 Member States (Lithuania, Poland, Portugal and the United Kingdom) but increased by almost 90% in 2012. A total amount of EUR 53.95 million of OP contributions (including EUR 22.85 million of Structural Funds) was reported as disbursed through loans and equity/venture capital investments for the benefit of urban development projects. The average OP contributions invested per project was EUR 0.09 million, including EUR 0.04 million of ERDF. The tables below show the number of financial products offered to the final recipients (Table 9) and the amounts of OP contributions invested in them (Tables 10).

**Table 9. Number of financial products offered to the final recipients by the specific funds for urban development**

	All specific funds	FEIs for urban development
<b>Loans</b>	52,511	618
<b>Guarantees</b>	96,989	0
<b>Equity/ venture capital</b>	2,024	3
<b>Other products</b>	6,996	0
<b>TOTAL</b>	<b>158,520</b>	<b>621</b>

**Table 10. OP amounts disbursed to the final recipients by the specific funds for urban development (in EUR mln)**

	All specific funds	FEIs for urban development
<b>Loans</b>	2,087.37	16.47
<b>Guarantees</b>	1,467.00	0.00
<b>Equity/ venture capital</b>	788.31	37.48
<b>Other products</b>	341.58	0.00
<b>TOTAL</b>	<b>4,684.26</b>	<b>53.95</b>

The increasing tendency in the reported data was therefore also seen for FEIs in the field of urban development: the number of FEIs increased by almost 15%; OPs contributions paid to the FEIs by 7% and absorption at the level of final recipients increased by almost 90%. However, the total absorption rate at the level of final recipients still only reached 3% of OP contributions paid to the FEIs and it would, therefore, seem that considerable efforts are still needed to ensure further progress in this regard.

Table 11. Amounts of OP contributions paid to the FEIs for urban development and invested in final recipients at the end of 2012 (in EUR mln)

1 N°	2 Member State	3 N° of FEIs*	4 out of which HF	5 out of which specific funds with a HF	6 out of which specific funds without a HF	7 OP contributions paid to FEIs**	8 out of which Structural Funds	9 OP contributions paid to specific funds***	10 out of which Structural Funds	11 OP contributions remaining in HFs	12 OP contributions paid to final recipients		13 out of which Structural Funds	14 OP contributions remaining in specific funds
											in absolute amounts	in % of OP contributions paid to FEIs		
1	BG	3	1	2	0	33.00	28.05	12.58	10.69	20.42	0.00	0%	0.00	12.58
2	CZ	1	1	0	0	20.58	17.49	0.00	0.00	20.58	0.00	0%	0.00	0.00
3	DE	3	0	0	3	32.78	22.78	32.78	22.78	0.00	0.00	0%	0.00	32.78
4	EL	6	1	5	0	258.00	197.65	0.00	0.00	258.00	0.00	0%	0.00	0.00
5	ES	4	2	2	0	215.62	148.16	167.42	134.28	48.20	0.00	0%	0.00	167.42
6	IT	5	2	3	0	170.00	88.02	138.11	73.50	31.89	0.00	0%	0.00	138.11
7	LT	5	1	4	0	149.41	127.00	28.00	28.00	121.41	6.90	5%	6.90	21.10
8	NL	2	1	1	0	0.00	0.00	0.00	0.00	0.00	0.00	0%	0.00	0.00
9	PL	12	5	7	0	259.85	212.69	252.05	206.45	7.80	6.48	2%	5.48	245.57
10	PT	4	1	3	0	130.00	100.00	130.00	100.00	0.00	3.09	2%	3.09	126.91
11	UK	11	3	5	3	372.65	197.58	153.33	91.76	219.32	37.48	10%	7.38	115.85
<b>Total</b>		<b>56</b>	<b>18</b>	<b>32</b>	<b>6</b>	<b>1641.89</b>	<b>1139.42</b>	<b>914.27</b>	<b>667.46</b>	<b>727.62</b>	<b>53.95</b>	<b>3%</b>	<b>22.85</b>	<b>860.32</b>

\* including: holding funds and specific fund implemented with and without a holding fund;

\*\* paid to holding funds and directly to specific funds implemented without a holding;

\*\*\* paid to specific funds implemented with and without a holding fund.

### 3. Financial engineering instruments for energy efficiency and renewable energies

#### 3.1. Structure and implementation of the FEIs

Structural Funds Regulations, namely Article 44, paragraph 1 (c) of the General Regulation, provide also for the possibility for financing investments in energy efficiency and use of renewable energies in buildings (including in existing housing), through funds or other incentive schemes providing loans, guarantees for repayable investments or equivalent instruments. At the end of 2012 there were FEIs for energy efficiency and renewable energies supported by the OPs in 8 Member States (Table 12). Out of 16 specific funds, the great majority (12 funds) was set-up without a holding fund with remaining 4 implemented through holding funds in Czech Republic, Greece, Italy and the Netherlands. In 2012 new FEIs for energy efficiency/renewable energies were set-up in Bulgaria (Housing Renovation Fund), Czech Republic (HF for the housing development), Italy (HF and one specific fund in the region of Veneto) and the Netherlands (specific fund under the HF JESSICA Hague).

**Table 12. FEIs for energy efficiency and renewable energies set-up at the end of 2012**

1	2	3	4	5	6
N°	Member State	N° of FEIs*	out of which HF	out of which specific funds with a HF	out of which specific funds without a HF
1	BG	1	0	0	1
2	CZ	1	1	0	0
3	DK	2	0	0	2
5	EE	1	0	0	1
4	EL	2	1	1	0
6	IT	6	2	2	2
7	NL	1	0**	1	0
8	UK	6	0	0	6
<b>Total</b>		<b>20</b>	<b>4</b>	<b>4</b>	<b>12</b>

\* including: holding funds and specific funds implemented with and without a holding fund.

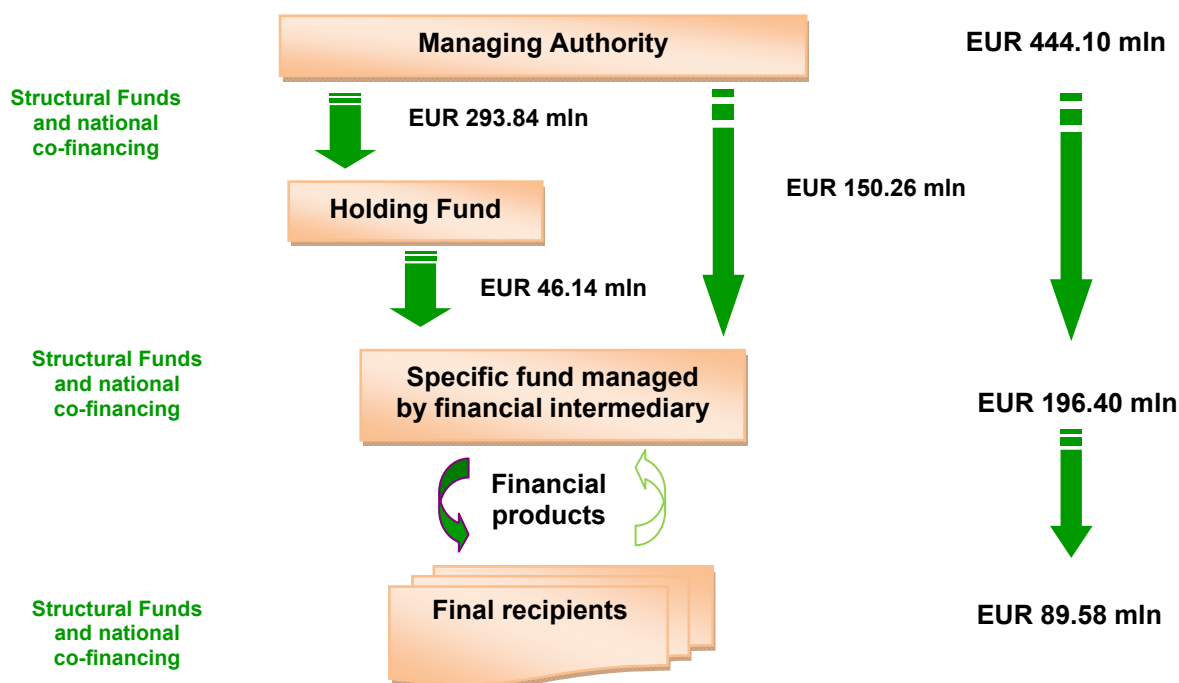
\*\* As under the HF JESSICA Hague there were reported both types of specific funds i.e. for urban development and energy efficiency/renewable energies, the HF is counted only once and reported in Table 8.



### 3.2. Financing of the funds for energy efficiency and renewable energies

Cohesion policy support for funds in the area of energy efficiency/renewable energies reached a total amount of EUR 444.10 million of OP contributions the end of 2012, with EUR 300.39 million of ERDF and EUR 143.71 million of the national co-financing, mainly from the public resources. From all OP contributions paid to the FEIs, EUR 293.84 (including EUR 232.86 million of ERDF) was paid to the holding funds. As at the end of 2011, the contributions transmitted from holding funds to the specific funds remained relatively small (EUR millions 46.14 million or 15% of OP contributions paid to the HFs). A higher share of OP support went to the specific loan funds set-up without a holding fund in 6 out of 8 Member States implementing this type of FEIs. Operational programme contributions paid to the holding and specific funds for energy efficiency/renewable energies are shown in Figure 9.

Figure 9. Operational programme contributions paid to the FEIs for energy efficiency and renewable energies and invested in projects at the end of 2012 ( in EUR mln)



### 3.3. Investments made in energy efficiency/renewable energies projects

Specific funds for energy efficiency/renewable energies invested EUR 89.58 million, including EUR 42.42 million from ERDF, at the level of final recipients. Compared to 2011, the OP amounts invested in final recipients increased by 40%, but still constitute less than half of the amounts available for investments at the level of specific funds. In the half of Member States implementing the FEIs under Article 44 paragraph 1 c), namely in Denmark, Estonia, Greece and the United Kingdom, specific funds were operational by the end of 2012 and have invested from 59% to 100% of the contributions received from the OPs. Managing authorities reported 13,392 loans disbursed to final recipients by the end of 2012 (almost double in comparison to 2011), which means that on average one loan received EUR 0.01 million of OP contributions. The tables below illustrate the number of repayable investments made by the specific funds for energy efficiency/renewable energies in final recipients (Table 13), as well as the amount of OP contributions paid/committed (Table 14).

**Table 13. Number of financial products offered to the final recipients by the specific funds for energy efficiency and renewable energies**

	All specific funds	FEIs for energy efficiency and renewable energies
<b>Loans</b>	52,511	13,392
<b>Guarantees</b>	96,989	0
<b>Equity/venture capital</b>	2,024	NA
<b>Other products</b>	6,996	NA
<b>TOTAL</b>	<b>158,520</b>	<b>13,392</b>

**Table 14. OP amounts disbursed to the final recipients by the specific funds for energy efficiency and renewable energies (in EUR mln)**

	All specific funds	FEIs for energy efficiency and renewable energies
<b>Loans</b>	2,087.37	86.39
<b>Guarantees</b>	1,467.00	0.00
<b>Equity/ venture capital</b>	788.31	2.88
<b>Other products</b>	341.58	0.31
<b>TOTAL</b>	<b>4,684.26</b>	<b>89.58</b>

The implementation of the FEIs for energy efficiency and renewable energies therefore also improved in terms of the absorption of OPs contributions at both fund (22%) and final recipient levels (40%), giving an overall disbursement to final recipients of 20% of OP contributions disbursed to FEIs.

Table 15. Amounts of OP contributions paid to the FEIs for energy efficiency and renewable energies and invested in final recipients at the end of 2012 (in EUR mln)

1	2	3	4	5	6	7	8	9	10	11	12		13	14
N°	Member State	N° of FEIs*	out of which HF	out of which specific funds with a HF	out of which specific funds without a HF	OP contributions paid to FEIs**	out of which Structural Funds	OP contributions paid to specific funds***	out of which Structural Funds	OP contributions remaining in HFs	OP contributions paid to final recipients		out of which Structural Funds	OP contributions remaining in specific funds
											in absolute amounts	in % of OP contributions paid to FEIs		
1	BG	1	0	0	1	6.38	5.42	6.38	5.42	0.00	0.00	0%	0.00	6.38
2	CZ	1	1	0	0	24.47	20.80	0.00	0.00	24.47	0.00	0%	0.00	0.00
3	DK	2	0	0	2	8.31	3.05	8.31	3.05	0.00	4.87	59%	2.02	3.44
5	EE	1	0	0	1	49.74	17.74	49.74	17.74	0.00	47.90	96%	17.08	1.84
4	EL	2	1	1	0	241.00	200.26	17.77	14.75	223.23	15.57	6%	12.94	2.20
6	IT	6	2	2	2	93.37	42.80	93.37	42.80	0.00	0.00	0%	0.00	93.37
7	NL	1	0	1	0	0.00	0.00	0.00	0.00	0.00	0.00	0%	0.00	0.00
8	UK	6	0	0	6	20.83	10.32	20.83	10.32	0.00	21.24	102%	10.38	-0.41 (*)
<b>Total</b>		<b>20</b>	<b>4</b>	<b>4</b>	<b>12</b>	<b>444.10</b>	<b>300.39</b>	<b>196.40</b>	<b>94.08</b>	<b>247.70</b>	<b>89.58</b>	<b>20%</b>	<b>42.42</b>	<b>106.82</b>

\* including: holding funds and specific fund implemented with and without a holding fund;

\*\* paid to holding funds and directly to specific funds implemented without a holding;

\*\*\* paid to specific funds implemented with and without a holding fund.

(\*) information reported by the MAs and aggregated at the level of MS leads to the anomalous results.



## V. Conclusions

The current legal and political context makes it necessary to provide reporting on the results of implementing and financing cohesion policy objectives with financial engineering instruments. Therefore, coherent reporting on FEIs should be seen as a common interest of all stakeholders to help demonstrate overall progress and enable early identification and monitoring of disbursement issues.

### *Important messages from the data*

The compulsory data gathered in this summary demonstrate an increasing implementation in terms of number of the FEI set-up and volume of OP contributions already paid to them (60% of FEIs and 14% of OPs contributions more at the end of 2012 in comparison to the figures reported for 2011). Steady progress can be also observed in the absorption of the OP contributions and Structural Funds, at the level of final recipients (37% or EUR 4.7 billion of OPs contribution was paid to final recipients at the end of 2012). This is an improvement on last year figures, but continued efforts will be needed to improve the implementation and absorption rates (see in Annex 1) in the light of the end of the current programming period, closure of the OPs and a smooth transition to the 2014-2020 generation of FIs.

In addition, the optional data on commitment show figures of EUR 17.5 billion (see p.22). This means that in addition to the almost EUR 8 billion still to reach final recipients from the paid in amounts, there are a further EUR 5 billion legally committed in funding agreements and which have not yet been paid into any FEI. At the current stage of the programming period it is also appropriate to raise questions about use of these committed amounts.

At this time of preparation of the 2014-2020 programmes and consideration of different delivery options for these programmes, it is worth also noting the total number of FEIs reported across the EU (940) as well as the number of specific funds (870). Some Member States in particular (France, Hungary, Italy, Poland, and Portugal) have a high number of funds and/or demonstrate a high number of small funds in comparison to the MS/region size. For the 2014-2020 generation of financial instruments to be supported by European Structural and Investment Funds, it will be important to give due attention to consideration of economies of scale and critical mass, where relevant.

### ***Lessons learned with regard to the next reporting exercise***

Only complete, reliable information, provided to the Commission within the regulatory deadline of 30<sup>th</sup> June enables the Commission services to issue a comprehensive annual summary on implementing and financing FEIs. Therefore, early collection and transmission to the Commission of FEI data by managing authorities can substantially contribute to the identification and elimination of potential gaps and errors in good time, namely before its official submission together with the annual implementation report.

Reporting methods used for FEI operations by the fund managers (for example the EIB Group), although based on binding legal framework and detailed risk analysis, may potentially differ from the reporting methodology applied by the Commission. Therefore, the data collected and reported by respective funds managers and those transferred by managing authorities to the Commission under the Annual Implementation Report may sometimes be difficult to compare and to reconcile.

In this context, substantial efforts were made by both the Commission and Member States in the first half of 2013 in view of early guidance, reporting, checking and identification of problems for the 2012 exercise.

The results of these extra efforts paid off in the form of a more complete summary with fewer data anomalies and inconsistencies. Nevertheless, some problems remain and Member States are asked to pay particular attention to these elements for the 2013 reporting exercise (data of 31<sup>st</sup> December 2013 due in SFC 2007 by 30<sup>th</sup> June 2014).

Building on the positive outcomes of the second regulatory reporting exercise, the Commission will continue to develop and improve the reporting guidelines for managing authorities for 2013. Where necessary, Member States should also seek to adapt, as far as possible, their national/regional reporting systems to the FEI reporting requirements.

## Annex 1. Aggregated data on the FEIs implemented in 2007-2012

Table 16. FEIs for enterprises, urban development and energy efficiency/renewable energies implemented and financed in 25 Member States at the end of 2012 (amounts in EUR mln)

N°	MS	N° of FEIs*	out of which HF	out of which specific funds with a HF	out of which specific funds without a HF	OPs contributions paid to FEIs**	out of which Structural Funds	OPs contributions paid to specific funds***	out of which Structural Funds	OPs contributions remaining in HFs	OPs contributions paid to final recipients		out of which Structural Funds	OPs contributions remaining in specific funds
											in absolute amounts	in % of OPs contributions paid to FEIs		
1	AT	2	0	0	2	26.79	10.27	26.79	10.27	0.00	6.11	23%	2.80	20.68
2	BE	9	0	0	9	316.06	126.96	316.06	126.96	0.00	134.80	43%	53.92	181.26
3	BG	9	2	6	1	388.38	330.12	33.76	28.69	354.62	13.52	3%	11.49	20.24
4	CY	4	1	3	0	20.00	17.00	3.81	3.24	16.19	9.32	47%	7.92	-5.51
5	CZ	4	2	0	2	303.68	258.13	258.63	219.84	45.05	232.49	77%	197.61	26.14
6	DE	41	0	0	41	1349.44	862.12	1349.44	862.12	0.00	643.94	48%	410.60	705.50
7	DK	6	0	0	6	22.95	10.27	22.95	10.27	0.00	13.06	57%	6.19	9.89
8	EE	6	0	0	6	183.01	124.66	183.01	124.66	0.00	164.71	90%	107.53	18.30
9	EL	26	4	21	1	1515.00	1247.12	341.75	288.4	1173.25	57.38	4%	46.08	284.37
10	ES	15	6	7	2	580.57	358.19	517.33	388.82	63.24	180.94	31%	10.32	336.39
11	FI	1	0	0	1	69.95	32.65	69.95	32.65	0.00	46.28	66%	22.22	23.67
12	FR	95	2	17	76	234.31	112.70	186.39	83.34	47.92	137.27	59%	36.42	49.12
13	HU	185	1	183	1	510.28	433.73	467.31	396.79	42.97	338.96	66%	288.12	128.35
14	IT	95	13	15	67	2860.20	1583.69	2822.31	1568.32	37.89	977.32	34%	316.28	1844.99
15	LT	33	4	28	1	420.75	398.34	196.85	196.85	223.90	184.45	44%	183.82	12.40
16	LV	10	1	5	4	326.31	201.59	191.60	135.41	134.71	121.24	37%	89.92	70.36
17	MT	2	1	1	0	10.00	8.50	0.00	0.00	10.00	4.67	47%	3.97	-4.67
18	NL	8	1	2	5	48.58	11.08	48.58	11.08	0.00	24.39	50%	9.80	24.19
19	PL	247	16	128	103	1237.99	1042.03	876.13	751.15	361.86	437.05	35%	378.13	439.08
20	PT	50	3	34	13	392.84	282.33	362.02	238.59	30.82	175.35	45%	107.23	186.67
21	RO	3	1	2	0	100.00	86.00	43.12	37.08	56.88	21.56	22%	18.54	21.56
22	SE	11	0	0	11	119.52	64.13	119.52	64.13	0.00	55.44	46%	31.89	64.08
23	SI	4	1	2	1	105.81	89.94	99.76	84.79	6.05	175.39	166%	149.08	-75.63
24	SK	1	1	0	0	100.00	85.00	0.00	0.00	100.00	0.00	0%	0.00	0.00
25	UK	73	10	27	36	1315.81	588.03	876.28	360.6	439.53	528.69	40%	208.80	347.59
<b>Total</b>		<b>940</b>	<b>70</b>	<b>481</b>	<b>389</b>	<b>12,558.23</b>	<b>8,364.58</b>	<b>9,413.35</b>	<b>6,024.05</b>	<b>3,144.88</b>	<b>4,684.33</b>	<b>37%</b>	<b>2,698.68</b>	<b>4,729.02</b>
<b>ESF</b>		<b>33</b>	<b>4</b>	<b>3</b>	<b>26</b>	<b>549.18</b>	<b>252.75</b>	<b>519.21</b>	<b>234.10</b>	<b>29.97</b>	<b>184.03</b>	<b>34%</b>	<b>53.75</b>	<b>335.18</b>
<b>ERDF</b>		<b>907</b>	<b>66</b>	<b>478</b>	<b>363</b>	<b>12,009.05</b>	<b>8,111.83</b>	<b>8,894.14</b>	<b>5,789.95</b>	<b>3,114.91</b>	<b>4,500.30</b>	<b>37%</b>	<b>2,644.93</b>	<b>4,393.84</b>

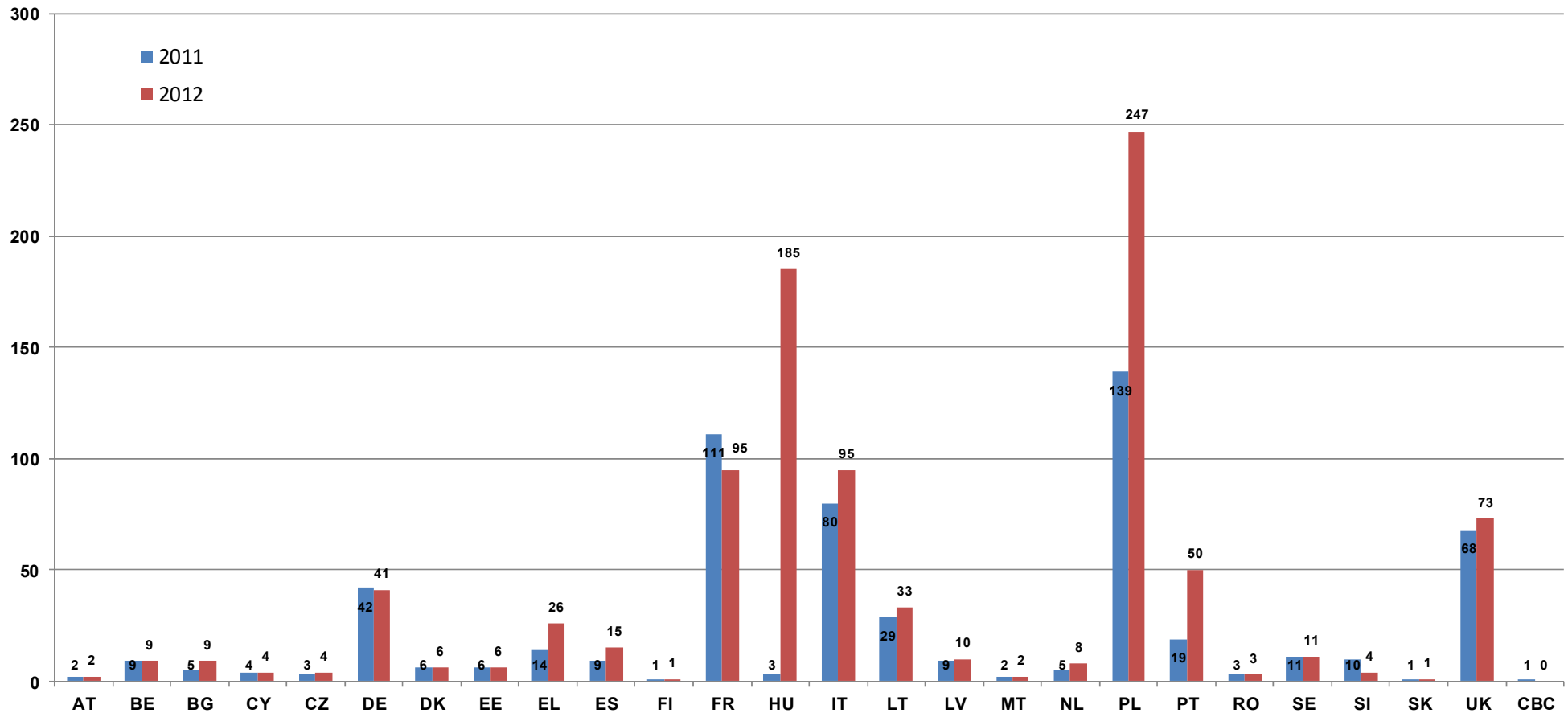
\* including: holding funds and specific fund implemented with and without a holding fund;

\*\* paid to holding funds and directly to specific funds implemented without a holding;

\*\*\* paid to specific funds implemented with and without a holding fund;

(\*) information not provided as the amounts reported by the MAs and aggregated at the level of MS lead to the inconsistent results.

Figure 10. Number of FEIs reported as set-up in Member States in the reporting exercise for 2011 and 2012





**Table 17. FEIs supported from the ESF OPs, set-up at the end of 2012**

1	2	3	4	5	6
N°	Member State	N° of FEIs*	out of which HF	out of which specific funds with a HF	out of which specific funds without a HF
1	DE	3	0	0	3
2	DK	3	0	0	3
3	EE	1	0	0	1
5	IT	13	2	2	9
4	LT	2	1	1	0
6	LV	1	0	0	1
7	PL	10	1	0	9
<b>Total</b>		<b>33</b>	<b>4</b>	<b>3</b>	<b>26</b>

**Table 18. Amounts of ESF OP contributions paid to the FEIs for enterprises and invested in final recipients at the end of 2012 (in EUR mln)**

1	2	3	4	5	6	7	8	9	10	11	12		13	14
N°	Member State	N° of FEIs*	out of which HF	out of which specific funds with a HF	out of which specific funds without a HF	OP contributions paid to FEIs**	out of which ESF	OP contributions paid to specific funds***	out of which ESF	OP contributions remaining in HFs	OP contributions paid to final recipients		out of which ESF	OP contributions remaining in specific funds
											in absolute amounts	in % of OPs contributions paid to FEIs		
1	DE	3	0	0	3	141.20	88.40	141.20	88.40	0.00	96.36	68%	23.36	44.84
2	DK	3	0	0	3	6.51	3.26	6.51	3.26	0.00	6.51	100%	3.33	0.00
3	EE	1	0	0	1	6.01	6.01	6.01	6.01	0.00	4.45	74%	4.45	1.56
5	IT	13	2	2	9	327.03	105.31	312.03	100.55	15.00	53.15	17%	7.80	258.88
4	LT	2	1	1	0	14.48	14.48	6.73	6.73	7.75	6.31	94%	5.68	0.42
6	LV	1	0	0	1	32.81	17.31	32.81	17.31	0.00	17.25	53%	9.13	15.56
7	PL	10	1	0	9	21.14	17.98	13.92	11.84	7.22	0.00	0%	0.00	13.92
<b>Total</b>		<b>33</b>	<b>4</b>	<b>3</b>	<b>26</b>	<b>549.18</b>	<b>252.75</b>	<b>519.21</b>	<b>234.10</b>	<b>29.97</b>	<b>184.03</b>	<b>34%</b>	<b>53.75</b>	<b>335.18</b>

\* including: holding funds and specific fund implemented with and without a holding fund;

\*\* paid to holding funds and directly to specific funds implemented without a holding;

\*\*\* paid to specific funds implemented with and without a holding fund.

(\*) information reported by the MAs and aggregated at the level of MS leads to the anomalous results.



## Annex 2. FEIs country factsheets

### Legend

Country fiche reference	Data label	Data description
<b>I. Description and identification of the entities which implement the financial engineering instrument (FEI)</b>		
1	No.	Number of the FEI ( holding or specific fund)
2	Name of the fund	Name and address of the FEI (holding or specific fund)
3	Operational Programme(s)	Number of the ERDF/ESF programme providing contributions to the FEI.
4	Type of FEI:	NB: FEIs supported from the ESF OPs are highlighted in yellow in the country factsheets for DE, DK, IT, LT, LV and PL
a)	HF/specific fund	Holding fund or specific fund set-up with or without a holding fund
b)	Article 44, §1 (a) or (b) or (c) of Council Regulation (EC) No 1083/2006	The FEI attributable to Article 44, §1 (a) or (b) or (c) of Council Regulation (EC) No 1083/2006
5	Fund manager	Name and address of the holding fund or specific fund manager
6	Fund set-up	Year of the holding or specific fund set-up; in case of several agreements /contracts signed for different financial products offered under the same specific fund, year of the first agreement is reported
<b>II. Amounts of OP contributions paid to FEIs (HF or specific fund)</b>		
7	Amounts of OP contributions paid to the fund (HF or specific fund)	Sum of columns 8,9 and 10
8	(out of which) Structural Funds	ERDF and ESF contributions paid to the holding/specific fund at the end of 2012, in EUR million.
9	(out of which) national public co-financing	National public co-financing paid to the holding/specific fund at the end of 2012, in EUR million
10	(out of which) national private co-financing	National private co-financing paid to the holding/specific fund at the end of 2012 in EUR million
11	Management costs and fees	Management costs and fees, co-financed from SFs and national resources, paid to the holding/specific fund at the end of 2012, in EUR million
<b>III. Investments made by FEIs in final recipients</b>		
12	Total number of financial products offered	Optional information; Sum of columns 13,14,15 and 16
13	(out of which) loans	Number of loan products offered by the specific fund to final recipients at the end of 2012
14	(out of which) guarantees	Number of guarantee products offered by the specific fund to final recipients at the end of 2012
15	(out of which) equity/venture capital	Number of equity/venture capital products offered by the specific fund to final recipients at the end of 2012.
16	(out of which) other financial products	Number of other financial products (interest rate subsidies, guarantee fee subsidies and equivalent measures) offered by the specific fund to final recipients at the end of 2012
17	OP contributions invested in final recipients	Operational Programme(s) financial support provided to final recipients through the FEI operations at the end of 2012, in EUR million
18	(out of which) loans	out of which support provided in loan products, in EUR million
19	(out of which) guarantees	out of which support provided in guarantee products, in EUR million
20	(out of which) equity/venture capital	out of which support provided in equity/venture capital products, in EUR million
21	(out of which) other financial products	out of which support provided in other financial products, in EUR million
22	SF contributions invested in final recipients	Structural Funds (ERDF or ESF) financial support provided to final recipients through the FEI operations at the end of 2012, in EUR million
23	(out of which) loans	out of which support provided in loan products, in EUR million
24	(out of which) guarantees	out of which support provided in guarantee products, in EUR million
25	(out of which) equity/venture capital	out of which support provided in equity/venture capital products, in EUR million
26	(out of which) other financial products	out of which support provided in other financial products, in EUR million

Austria

AT

I. Description and identification of the entities which implement FEIs						II. Amounts of OP contributions paid to FEIs (HF or specific fund)					III. Investments made by FEIs in final recipients															
1	2	3	4		5	6	7=8+9+10	8	9	10	11	12=13+14 +15+16	13	14	15	16	17=18+19+20+21	18	19	20	21	22	23	24	25	26
No.	Name of the fund	Operational Programme(s)	Type of FEI		Fund manager	Fund set-up	Amounts of OP contributions paid to the fund (HF or specific fund)	out of which			Management costs and fees	Total number of financial products offered	out of which				OP contributions invested in final recipients	out of which				SF contributions invested in final recipients	out of which			
			a) HF/specific fund	b) Article 44, §1 (a) or (b) or (c)				Structural Funds	National public co-financing	National private co-financing			loans	guarantees	equity / venture capital	other products		loans	guarantees	equity / venture capital	other products		loans	guarantees	equity / venture capital	other products
1	BRB Burgenländische Risikokapital Beteiligungen AG, Eisenstadt, Österreich	2007AT161PO001	specific fund	Article 44 §1 (a)	BRB Burgenländische Risikokapital Beteiligungen AG, Eisenstadt, Österreich	2010	15,70	7,50	2,50	5,70	0,79	13	7		6		5,59	2,16		3,43		2,67	1,03		1,64	
2	OÖ Hightech Fonds GmbH, Linz, Österreich	2007AT162PO002	specific fund	Article 44 §1 (a)	OÖ Hightech Fonds GmbH, Linz, Österreich	2011	11,09	2,77	2,77	5,55	0,27						0,52			0,52		0,13			0,13	

Absorption of the OP contributions	level of HFs																										
	level of specific funds implemented with a HF																										
	level of specific funds implemented without a HF	26,79	10,27	5,27	11,25	1,06	13	7	0	6	0	6,11	2,16	0,00	3,95	0,00	2,80	1,03	0,00	1,77	0,00						

Belgium

BE

I. Description and identification of the entities which implement FEIs						II. Amounts of OP contributions paid to FEIs (HF or specific fund)					III. Investments made by FEIs in final recipients																	
1	2	3	4		5	6	7=8+9+10	8	9	10	11	12=13+14 +15+16	13	14	15	16	17=18+19+20+21	18	19	20	21	22	23	24	25	26		
No.	Name of the fund	Operational Programme(s)	Type of FEI		Fund manager	Fund set-up	Amounts of OP contributions paid to the fund (HF or specific fund)	out of which			Management costs and fees	Total number of financial products offered	out of which				OP contributions invested in final recipients	out of which				SF contributions invested in final recipients	out of which					
			a) HF/specific fund	b) Article 44 §1 (a) or (b) or (c)				Structural Funds	National public co-financing	National private co-financing			loans	guarantees	equity / venture capital	other products		loans	guarantees	equity / venture capital	other products		loans	guarantees	equity / venture capital	other products		
1	Loan Fund of FONDS DE CAPITAL A RISQUE - CONVERGENCE SA, GOSSELIES	2007BE161PO001	specific fund	Article 44 §1 (a)	Loan Fund of FONDS DE CAPITAL A RISQUE - CONVERGENCE SA, GOSSELIES	2009	48,63	19,45	29,18	0,00	0,00	97	97				32,28	32,28				12,91	12,91					
2	Loan Fund of IMBC - CONVERGENCE SA, MONS	2007BE161PO001	specific fund	Article 44 §1 (a)	Loan Fund of IMBC - CONVERGENCE SA, MONS	2009	52,47	20,99	31,48	0,00	0,00	130	130				27,38	27,38				10,95	10,95					
3	Loan Fund of NOVALLIA SA, LIEGE	2007BE161PO001	specific fund	Article 44 §1 (a)	Loan Fund of NOVALLIA SA, LIEGE	2009	33,50	13,40	20,10	0,00	0,00	36	36				7,15	7,15				2,86	2,86					
		2007BE162PO003					12,50	5,00	7,50	0,00	0,00	45	45				9,13	9,13				3,65	3,65					
4	Société des Caution Mutuelles de Wallonie (SOCAMUT) SA, LIEGE	2007BE161PO001	specific fund	Article 44 §1 (a)	Société des Caution Mutuelles de Wallonie (SOCAMUT) SA, LIEGE	2009	10,00	4,00	6,00	0,00	0,00	683	148	535			4,81	1,44	3,37			1,93	0,58	1,35				
		2007BE162PO003					15,87	6,35	9,52	0,00	0,00	911	291	620			6,52	2,72	3,80			2,61	1,09	1,52				
5	Loan Fund of WAPICARIS SA, ATH	2007BE161PO001	specific fund	Article 44 §1 (a)	Loan Fund of WAPICARIS SA, ATH	2009	26,88	10,75	16,13	0,00	0,00	42	42				11,45	11,45				4,58	4,58					
6	BRUSOC Sa., Bruxelles	2007BE162PO001	specific fund	Article 44 §1 (a)	BRUSOC Sa., Bruxelles	2008	5,36	2,68	2,68		0,23											0,00						
7	Loan Fund of INNODEM2 SA, LIEGE	2007BE162PO003	specific fund	Article 44 §1 (a)	Loan Fund of INNODEM2 SA, LIEGE	2009	74,82	29,93	44,89	0,00	0,00	64	64				22,36	22,36				8,94	8,94					
8	Loan Fund of LUXEMBOURG DEVELOPPEMENT EUROPE SA, ARLON	2007BE162PO003	specific fund	Article 44 §1 (a)	Loan Fund of LUXEMBOURG DEVELOPPEMENT EUROPE SA, ARLON	2009	7,76	3,10	4,66	0,00	0,00	23	23				4,24	4,24				1,70	1,70					
9	Loan Fund of NAMUR DEVELOPPEMENT COMPETITIVITE SA, NAMUR	2007BE162PO003	specific fund	Article 44 §1 (a)	Loan Fund of NAMUR DEVELOPPEMENT COMPETITIVITE SA, NAMUR	2009	28,27	11,31	16,96	0,00	0,00	39	39				9,48	9,48				3,79	3,79					

Absorption of the OP contributions	level of HFs																										
	level of specific funds implemented with a HF																										
	level of specific funds implemented without a HF	316,06	126,96	189,10	0,00	0,23	2070	915	1155	0	0	134,80	127,63	7,17							53,92	51,05	2,87				

I. Description and identification of the entities which implement FEIs						II. Amounts of OP contributions paid to FEIs (HF or specific fund)					III. Investments made by FEIs in final recipients																
1	2	3	4		5	6	7=8+9+10	8	9	10	11	12=13+14+15+16	13	14	15	16	17=18+19+20+21	18	19	20	21	22	23	24	25	26	
No.	Name of the fund	Operational Programme(s)	Type of FEI		Fund manager	Fund set-up	Amounts of OP contributions paid to the fund (HF or specific fund)	out of which			Management costs and fees	Total number of financial products offered	out of which				OP contributions invested in final recipients	out of which				SF contributions invested in final recipients	out of which				
			a) HF/specific fund	b) Article 44, §1 (a) or (b) or (c)				Structural Funds	National public co-financing	National private co-financing			loans	guarantees	equity / venture capital	other products		loans	guarantees	equity / venture capital	other products		loans	guarantees	equity / venture capital	other products	
1	"ДЖЕРЕМИ БЪЛГАРИЯ" ЕАД, РЕПУБЛИКА БЪЛГАРИЯ	2007BG161PO003	HF	-	Неприложимо	2009	349,00	296,65	52,35	0,00	7,34											0,00					
1,1	Инструмент за промотиране на предприемачеството и предоставяне на първоначално финансиране	2007BG161PO003	specific fund	Article 44 §1 (a)	LAUNCHub, ELEVEN	2012	2,07	1,76	0,31	0,00	0,63	20					0,79					0,67				0,67	
1,2	Инструмент, предоставящ финансиране, чрез поделяне на риска	2007BG161PO003	specific fund	Article 44 §1 (a)	Алианс Банк, Първа Инвестиционна Банка, Експресбанк Procredit Bank, Societe Generale	2012	0,00	0,00	0,00	0,00	0,00	0	0				0,00	0,00				0,00	0,00				
1,3	Гаранции, покриващи загуби на портфейл от заеми	2007BG161PO003	specific fund	Article 44 §1 (a)	Cibank, Procredit Bank, Raiffeisen Bank, Unicredit Bulbank, Обединена Българска Банка	2011	12,73	10,82	1,91	0,00	0,00	1497		1497			12,73		12,73			10,82		10,82			
1,4	Фонд за рисков капитал	2007BG161PO003	specific fund	Article 44 §1 (a)	NEVEQ	2011	0,00	0,00	0,00	0,00	0,00	0			0		0,00			0,00		0,00			0,00		
2	JESSICA HOLDING FUND BULGARIA, LUXEMBOURG	2007BG161PO001	HF	-	EIB	2010	33,00	28,05	4,95	0,00	1,71																
2,1	"Fund for Sustainable Urban Development of Sofia" EAD, Sofia	2007BG161PO001	specific fund	Article 44 §1 (b)	"Fund for Sustainable Urban Development of Sofia" EAD, Sofia	2012	12,58	10,69	1,89	0,00	0,00	0	0	0	0		0,00	0,00	0,00	0,00		0,00	0,00	0,00	0,00		
2,2	Regional Urban Development Fund AD, Sofia	2007BG161PO001	specific fund	Article 44 §1 (b)	Regional Urban Development Fund AD, Sofia	2011	0,00	0,00	0,00	0,00	0,00	0	0		0		0,00	0,00		0,00		0,00	0,00		0,00		
3	Housing Renovation Fund	2007BG161PO001	specific fund	Article 44 §1 (c)	Corporate Comercial Bank AD	2012	6,38	5,42	0,96	0,00	3,01	0	0	0			0,00	0,00	0,00			0,00	0,00	0,00			

Absorption of the OP contributions	level of HFs	382,00	324,70	57,30	0,00	9,05																					
	level of specific funds implemented with a HF	27,38	23,27	4,11	0,00	0,63	1517	0	1497	20	0	13,52	0,00	12,73	0,79					11,49	0,00	10,82	0,67				
	level of specific funds implemented without a HF	6,38	5,42	0,96	0,00	3,01	0	0	0	0	0	0,00	0,00	0,00						0,00	0,00	0,00					

I. Description and identification of the entities which implement FEIs						II. Amounts of OP contributions paid to FEIs (HF or specific fund)					III. Investments made by FEIs in final recipients																
1	2	3	4		5	6	7=8+9+10	8	9	10	11	12=13+14 +15+16	13	14	15	16	17=18+19+20+21	18	19	20	21	22	23	24	25	26	
No.	Name of the fund	Operational Programme(s)	Type of FEI		Fund manager	Fund set-up	Amounts of OP contributions paid to the fund (HF or specific fund)	out of which			Management costs and fees	Total number of financial products offered	out of which				OP contributions invested in final recipients	out of which				SF contributions invested in final recipients	out of which				
			a) HF/specific fund	b) Article 44, §1 (a) or (b) or (c)				Structural Funds	National public co-financing	National private co-financing			loans	guarantees	equity / venture capital	other products		loans	guarantees	equity / venture capital	other products		loans	guarantees	equity / venture capital	other products	
1	JER008 - JEREMIE CYPRUS TRUST, CYPRUS	2007CY16UPO001	HF	-	n/a	2009	20,00	17,00	3,00	0,00	1,19																
1,1	First Loss Portfolio Guarantee (FLPG) for enterprises with business history more than 36 months	2007CY16UPO001	specific fund	Article 44 §1 (a)	Bank of Cyprus Public Company Ltd, Cyprus	2011	0,00	0,00	0,00	0,00	0,00	41		41			0,33		0,33			0,28		0,28			
1,2	First Loss Portfolio Guarantee (FLPG) for enterprises with business history up to 36 months	2007CY16UPO001	specific fund	Article 44 §1 (a)	Bank of Cyprus Public Company Ltd, Cyprus	2011	0,00	0,00	0,00	0,00	0,00	20		20			0,10		0,10			0,08		0,08			
1,3	Funded Risk Sharing Product (FRSP)	2007CY16UPO001	specific fund	Article 44 §1 (a)	Bank of Cyprus Public Company Ltd, Cyprus	2010	3,81	3,24	0,57	0,00	0,08	240	240				8,89	8,89				7,56	7,56				

Absorption of the OP contributions	level of HFs	20,00	17,00	3,00	0,00	1,19																					
	level of specific funds implemented with a HF	3,81	3,24	0,57	0,00	0,08	301	240	61			9,32	8,89	0,43			7,92	7,56	0,36								
	level of specific funds implemented without a HF																										

I. Description and identification of the entities which implement FEIs						II. Amounts of OP contributions paid to FEIs (HF or specific fund)					III. Investments made by FEIs in final recipients																
1	2	3	4		5	6	7=8+9+10	8	9	10	11	12=13+14+15+16	13	14	15	16	17=18+19+20+21	18	19	20	21	22	23	24	25	26	
No.	Name of the fund	Operational Programme(s)	Type of FEI		Fund manager	Fund set-up	Amounts of OP contributions paid to the fund (HF or specific fund)	out of which			Management costs and fees	Total number of financial products offered	out of which				OP contributions invested in final recipients	out of which				SF contributions invested in final recipients	out of which				
			a) HF/specific fund	b) Article 44, §1 (a) or (b) or (c)				Structural Funds	National public co-financing	National private co-financing			loans	guarantees	equity / venture capital	other products		loans	guarantees	equity / venture capital	other products		loans	guarantees	equity / venture capital	other products	
1	Credit Fund E 2007, Praha	2007CZ161PO004	specific fund	Article 44 §1 (a)	Českomoravská záruční a rozvojová banka a.s. Jeruzalémská 964/4, Praha 1 Czech Republic	2007	83,21	70,73	12,48	0,00	0,00	563	563				76,63	76,63				65,14	65,14				
2	Guarantee Fund E 2007, Praha	2007CZ161PO004	specific fund	Article 44 §1 (a)	Českomoravská záruční a rozvojová banka a.s. Jeruzalémská 964/4, Praha 1 Czech Republic	2007	175,42	149,11	26,31	0,00	0,00	2067		2067			155,86		58,90		96,96	132,47		50,06		82,41	
3	Jessica Holding Fund Moravia-Silesia, Luxembourg	2007CZ161PO010	HF	Article 44 §1 (b)	EIB	2010	20,58	17,49	3,09	0,00	1,20						0,00					0,00					
4	STATE FUND FOR THE HOUSING DEVELOPMENT; PRAGUE	2007CZ16UPO002	HF	-	State Fund for the Housing Development, Czech Republic, Prague	2012	24,47	20,80	3,67	0,00	3,20						0,00					0,00					

Absorption of the OP contributions	level of HFs	45,05	38,29	6,76	0,00	4,40																					
	level of specific funds implemented with a HF																										
	level of specific funds implemented without a HF	258,63	219,84	38,79	0,00	0,00	2630	563	2067			232,49	76,63	58,90		96,96	197,61	65,14	50,06		82,41						



I. Description and identification of the entities which implement FEIs						II. Amounts of OP contributions paid to FEIs (HF or specific fund)					III. Investments made by FEIs in final recipients																
1	2	3	4		5	6	7=8+9+10	8	9	10	11	12=13+14+15+16	13	14	15	16	17=18+19+20+21	18	19	20	21	22	23	24	25	26	
No.	Name of the fund	Operational Programme(s)	Type of FEI		Fund manager	Fund set-up	Amounts of OP contributions paid to the fund (HF or specific fund)	out of which			Management costs and fees	Total number of financial products offered	out of which				OP contributions invested in final recipients	out of which				SF contributions invested in final recipients	out of which				
			a) HF/ specific fund	b) Article 44, §1 (a) or (b) or (c)				Structural Funds	National public co-financing	National private co-financing			loans	guarantees	equity / venture capital	other products		loans	guarantees	equity / venture capital	other products		loans	guarantees	equity / venture capital	other products	
1	Mikrodarlehens fonds, Sachsen	2007DE051PO004	specific fund	Article 44 §1 (a)	Sächsische Aufbaubank Pirmaische Straße 9 01069 Dresden (Anstalt des öffentlichen Rechts)	2009	29,20	21,90	7,30	0,00	1,74	1535	1535				23,36	23,36				23,36	23,36				
2	ESF Garantie-Fonds Sachsen-Anhalt	2007DE051PO005	specific fund	Article 44 §1 (a)	Investitionsbank Sachsen-Anhalt Domplatz 12 39104 Magdeburg	2010	12,00	9,00	3,00	0,00	0,03	3		3			0,00		0,00			0,00		0,00			
3	Mikrokreditfonds Deutschland, Anschrift: Bundesministerium für Arbeit und Soziales, Wilhelmstr. 49, 10117 Berlin	2007DE05UPO001	specific fund	Article 44 §1 (a)	Investitions- und Förderbank Niedersachsen N-Bank, Günther-Wagner-Allee 12-16, 30177 Hannover, Rechtsform: Anstalt des öffentlichen Rechts Gesellschafter: Land Niedersachsen	2009	100,00	57,50	42,50	0,00	0,11						72,96		72,96								
4	Darlehensfonds Thüringen Dynamik	2007DE161PO001	specific fund	Article 44 §1 (a)	Thüringer Aufbaubank, Anstalt des öffentlichen Rechts, AG Jena HRA 102084	2010	80,00	60,00	20,00			190	190														
5	Darlehensfonds Thüringen Invest	2007DE161PO001	specific fund	Article 44 §1 (a)	Thüringer Aufbaubank, Anstalt des öffentlichen Rechts, AG Jena HR 102084	2008	25,00	18,75	6,25			516	516														
6	BFB Frühphasenfonds Brandenburg GmbH, Potsdam	2007DE161PO002	specific fund	Article 44 §1 (a)	bmp media investors AG, Berlin	2010	20,00	15,00	5,00		0,81																
7	BFB Wachstumsfonds Brandenburg GmbH, Potsdam	2007DE161PO002	specific fund	Article 44 §1 (a)	BC Brandenburg Capital GmbH, Potsdam	2009	30,00	22,50	7,50		0,67																
8	Brandenburg-Kredit Mezzanine, Potsdam	2007DE161PO002	specific fund	Article 44 §1 (a)	Investitionsbank des Landes Brandenburg	2010	20,00	15,00	5,00	0,00	0,20																
9	SEF Stadtentwicklungsfonds, Potsdam	2007DE161PO002	specific fund	Article 44 §1 (b)	Investitionsbank des Landes Brandenburg	2009	20,00	15,00	5,00	0,00	0,23																
10	GRW-Ergänzungsdarlehen	2007DE161PO003	specific fund	Article 44 §1 (a)	Landesförderinstitut MV (LFI), Werkstr. 213, 19061 Schwerin, unselbstständiger Geschäftsbereich der Norddeutschen Landesbank Girozentrale (NORD/LB)	2008	11,33	11,33	0,00	0,00	0,00						11,33	11,33				11,33	11,33				
11	KMU-Darlehensfonds	2007DE161PO003	specific fund	Article 44 §1 (a)	Landesförderinstitut Mecklenburg-Vorpommern (LFI), Werkstraße 213 19061 Schwerin, unselbstständiger Geschäftsbereich der Norddeutschen Landesbank Girozentrale (NORD/LB)	2008	10,00	10,00	0,00	0,00	0,00						12,40	12,40				10,00	10,00				

I. Description and identification of the entities which implement FEIs						II. Amounts of OP contributions paid to FEIs (HF or specific fund)					III. Investments made by FEIs in final recipients																
1	2	3	4		5	6	7=8+9+10	8	9	10	11	12=13+14+15+16	13	14	15	16	17=18+19+20+21	18	19	20	21	22	23	24	25	26	
No.	Name of the fund	Operational Programme(s)	Type of FEI		Fund manager	Fund set-up	Amounts of OP contributions paid to the fund (HF or specific fund)	out of which			Management costs and fees	Total number of financial products offered	out of which				OP contributions invested in final recipients	out of which				SF contributions invested in final recipients	out of which				
			a) HF/ specific fund	b) Article 44, §1 (a) or (b) or (c)				Structural Funds	National public co-financing	National private co-financing			loans	guarantees	equity / venture capital	other products		loans	guarantees	equity / venture capital	other products		loans	guarantees	equity / venture capital	other products	
12	Stadtentwicklungsfonds Sachsen	2007DE161PO004	specific fund	Article 44 §1 (b)	Sächsische Aufbaubank - Förderbank -, Pirnaische Straße 9, 01069 Dresden; Anstalt des öffentlichen Rechts	2012	2,78	2,78	0,00	0,00	0,00	0	0				0,00	0,00				0,00	0,00				
13	Nachrangdarlehensprogramm "Darlehensfonds zur Verbesserung der regionalen Wirtschaftsstruktur"	2007DE161PO004	specific fund	Article 44 §1 (a)	Sächsische Aufbaubank - Förderbank -; Anstalt des öffentlichen Rechts; Dresden	2009	30,00	20,00	10,00	0,00	0,23	31	31				9,71	9,71				6,48	6,48				
14	Risikokapital für junge Technologieunternehmen / Technologiegründerfonds Sachsen	2007DE161PO004	specific fund	Article 44 §1 (a)	Technologiegründerfonds Sachsen Holding GmbH & Co KG, Löhstraße 16, 04105 Leipzig	2008	47,37	35,53	9,47	2,37	5,52	33				33	26,51					19,88				19,88	
15	Beteiligungsfonds Niedersachsen (Konvergenzgebiet)	2007DE161PO006	specific fund	Article 44 §1 (a)	Mittelständische Beteiligungsgesellschaft Niedersachsen mbH Hildesheimerstr. 6 30169 Hannover	2009	40,00	30,00	10,00		3,67	18				18	6,83					5,12				5,12	
16	Abfallinfrastruktur (Darlehensfonds)	2007DE161PO007	specific fund	Article 44 §1 (a)	Investitionsbank Sachsen-Anhalt Domplatz 12 39104 Magdeburg	2012	6,34	3,80	2,54	0,00	0,01	1	1				0,00	0,00				0,00	0,00				
17	KMU-Darlehensfonds Sachsen-Anhalt	2007DE161PO007	specific fund	Article 44 §1 (a)	Investitionsbank Sachsen-Anhalt Domplatz 12 39104 Magdeburg	2008	237,88	174,84	63,04	0,00	18,45	905	905				226,30	226,30				166,33	166,33				
18	Risikokapitalfonds II	2007DE161PO007	specific fund	Article 44 §1 (a)	Goodvent Beteiligungsmangement GmbH & Co KG, Kantstr. 5, 39104 Magdeburg	2007	87,71	66,46	21,25	0,00	2,37	87				87	34,89					24,70				24,70	
19	SEED-Darlehensfonds (Initiativen im Rahmen der Existenzgründungsinitiative ego.)	2007DE161PO007	specific fund	Article 44 §1 (a)	Investitionsbank Sachsen-Anhalt Domplatz 12 39104 Magdeburg	2008	10,00	10,00	0,00	0,00	0,41	39	39				3,47	3,47				3,47	3,47				
20	BayBG Bayerische Beteiligungsgesellschaft mbH, München	2007DE162PO001	specific fund	Article 44 §1 (a)	BayBG Bayerische Beteiligungsgesellschaft mbH, München	2007	12,00	6,00	0,00	6,00	1,06						10,01					5,01				5,01	
21	Clusterfonds EFRE Bayern GmbH & Co. KG, Landshut, Deutschland	2007DE162PO001	specific fund	Article 44 §1 (a)	Bayern Kapital GmbH, Landshut	2009	5,00	2,50	2,50	0,00	0,16	8				8	4,18					2,09				2,09	
22	LfA Förderbank Bayern, München	2007DE162PO001	specific fund	Article 44 §1 (a)	LfA Förderbank Bayern, München	2010	44,00	22,00	22,00	0,00	0,25	290	290				35,76	35,76				17,88	17,88				
23	S-Refit EFRE Fonds Bayern GmbH, Regensburg	2007DE162PO001	specific fund	Article 44 §1 (a)	S-Refit AG, Regensburg	2007	10,00	5,00	0,00	5,00	1,10						9,75					4,88				4,88	
24	EFRE-Seed- und Start-up-Fonds Schleswig-Holstein	2007DE162PO003	specific fund	Article 44 §1 (a)	Investitionsbank Schleswig-Holstein, Kiel	2012	2,62	1,50	1,00	0,12	0,00	17	16	0	1	0	1,03	0,99	0,00	0,04	0,00	0,52	0,50	0,00	0,02	0,00	
25	EFRE-Risikokapitalfonds Schleswig-Holstein II	2007DE162PO003	specific fund	Article 44 §1 (a)	Investitionsbank Schleswig-Holstein, Kiel	2007	41,45	18,35	15,45	7,65	0,00	220	212	0	8	0	38,26	38,06	0,00	0,20	0,00	16,07	15,99	0,00	0,08	0,00	

I. Description and identification of the entities which implement FEIs						II. Amounts of OP contributions paid to FEIs (HF or specific fund)					III. Investments made by FEIs in final recipients																	
1	2	3	4		5	6	7=8+9+10	8	9	10	11	12=13+14+15+16	13	14	15	16	17=18+19+20+21	18	19	20	21	22	23	24	25	26		
No.	Name of the fund	Operational Programme(s)	Type of FEI		Fund manager	Fund set-up	Amounts of OP contributions paid to the fund (HF or specific fund)	out of which			Management costs and fees	Total number of financial products offered	out of which				OP contributions invested in final recipients	out of which				SF contributions invested in final recipients	out of which					
			a) HF/ specific fund	b) Article 44, §1 (a) or (b) or (c)				Structural Funds	National public co-financing	National private co-financing			loans	guarantees	equity / venture capital	other products		loans	guarantees	equity / venture capital	other products		loans	guarantees	equity / venture capital	other products		
26	Berlin Kapital, Berlin	2007DE162PO004	specific fund	Article 44 §1 (a)	Investitionsbank Berlin (IBB), Berlin	2009	13,00	6,50	6,50	0,00	0,50																	
27	Berlin Mezzanine Fonds, Berlin	2007DE162PO004	specific fund	Article 44 §1 (a)	Investitionsbank Berlin (IBB), Berlin	2011	11,00	5,50	5,50		0,00																	
28	KMU-Fonds, Berlin	2007DE162PO004	specific fund	Article 44 §1 (a)	Investitionsbank Berlin (IBB), Berlin	2008	69,00	34,50	34,50		6,88																	
29	VC Fonds Kreativwirtschaft, Berlin	2007DE162PO004	specific fund	Article 44 §1 (a)	IBB Beteiligungsgesellschaft mbH (100 % subsidiary of Investitionsbank Berlin), Berlin	2007	29,00	14,50	14,50		3,36																	
30	VC Fonds Technologie, Berlin	2007DE162PO004	specific fund	Article 44 §1 (a)	IBB Beteiligungsgesellschaft mbH (100 % subsidiary of Investitionsbank Berlin), Berlin	2007	52,00	26,00	26,00		5,58																	
31	Hessen Kapital I GmbH, Frankfurt a.M.	2007DE162PO005	specific fund	Article 44 §1 (a)	BMH Beteiligungs- und Managementgesellschaft Hessen mbH, Frankfurt a.M.	2007	38,54	19,27	19,27	0,00	0,00																	
32	JESSICA-Stadtentwicklungsfonds Hessen	2007DE162PO005	specific fund	Article 44 §1 (b)	Wirtschafts- und Infrastrukturbank Hessen: rechtlich unselbständige Anstalt des öffentlichen Rechts in der Landesbank Hessen-Thüringen Girozentrale (Helaba), Offenbach a.M.	2011	10,00	5,00	5,00		0,00																	
33	Kapital für Kleinunternehmen-Innovation plus, Offenbach a.M.	2007DE162PO005	specific fund	Article 44 §1 (a)	Wirtschafts- und Infrastrukturbank Hessen: rechtlich unselbständige Anstalt des öffentlichen Rechts in der Landesbank Hessen-Thüringen Girozentrale (Helaba); Offenbach a.M.	2011	10,00	5,00	5,00		0,00																	
34	Mittelhessenfonds GmbH, Frankfurt a.M.	2007DE162PO005	specific fund	Article 44 §1 (a)	BMH Beteiligungs- und Managementgesellschaft Hessen mbH, Frankfurt a.M.	2008	10,00	5,00	5,00		0,00																	
35	NRW/EU. Investitionskapital	2007DE162PO007	specific fund	Article 44 §1 (a)	NRW.Bank, Kavallerstr. 22, 40213 Düsseldorf	2007	65,00	32,50	32,50	0,00	2,23	157	157				53,30	53,30				53,30	53,30					
36	NRW/EU. Mikrodarlehen	2007DE162PO007	specific fund	Article 44 §1 (a)	NRW.Bank, Kavallerstr. 22, 40231 Düsseldorf	2008	16,50	8,25	8,25	0,00	1,50	514	514				16,50	16,50				16,50	16,50					
37	Beteiligungsfonds Wirtschaftsförderung Mannheim GmbH	2007DE162PO008	specific fund	Article 44 §1 (a)	Rittershaus Management und Beteiligungs GmbH Mannheim	2011	1,40	0,70	0,70	0,00	0,06	0			0		0,00			0,00		0,00			0,00			

I. Description and identification of the entities which implement FEIs						II. Amounts of OP contributions paid to FEIs (HF or specific fund)					III. Investments made by FEIs in final recipients															
1	2	3	4		5	6	7=8+9+10	8	9	10	11	12=13+14+15+16	13	14	15	16	17=18+19+20+21	18	19	20	21	22	23	24	25	26
No.	Name of the fund	Operational Programme(s)	Type of FEI		Fund manager	Fund set-up	Amounts of OP contributions paid to the fund (HF or specific fund)	out of which			Management costs and fees	Total number of financial products offered	out of which				OP contributions invested in final recipients	out of which				SF contributions invested in final recipients	out of which			
			a) HF/ specific fund	b) Article 44, §1 (a) or (b) or (c)				Structural Funds	National public co-financing	National private co-financing			loans	guarantees	equity / venture capital	other products		loans	guarantees	equity / venture capital	other products		loans	guarantees	equity / venture capital	other products
38	Innovationsstarter Fonds Hamburg, Hamburg	2007DE162PO009	specific fund	Article 44 §1 (a)	Innovationsstarter Hamburg GmbH, Hamburg	2011	12,00	6,00	6,00		1,15						0,69	0,59		0,10		0,34	0,29		0,05	
39	Beteiligungsfonds Niedersachsen (RWB-Gebiet)	2007DE162PO010	specific fund	Article 44 §1 (a)	Mittelständische Beteiligungsgesellschaft Niedersachsen mbH Hildesheimerstr. 6 30169 Hannover	2009	30,00	15,00	15,00		5,48	57			57		32,53			32,53		16,26			16,26	
40	Regionalfonds Hannover Beteiligungsfonds	2007DE162PO010	specific fund	Article 44 §1 (a)	Enjoy Venture Management GmbH Vahrenwalder Straße 7 30165 Hannover	2009	24,00	12,00	12,00		1,81															
41	Innovationsfonds Rheinland-Pfalz	2007DE162PO011	specific fund	Article 44 §1 (a)	Wagnisfinanzierungsge- sellschaft für Technologieförderung in Rheinland-Pfalz mbH (WFT), Holzhofstraße 4, 55116 Mainz	2008	23,32	11,66	11,66	0,00	0,52	101			101		14,17			14,17		7,08			7,08	

Absorption of the OP contributions	level of HFs																										
	level of specific funds implemented with a HF																										
	level of specific funds implemented without a HF	1349,44	862,12	466,18	21,14	66,09	4722	4406	3	313	0	643,94	431,77	72,96	139,21	0,00	410,60	325,43	0,00	85,17	0,00						

## Denmark

DK

I. Description and identification of the entities which implement FEIs						II. Amounts of OP contributions paid to FEIs (HF or specific fund)					III. Investments made by FEIs in final recipients																
1	2	3	4		5	6	7=8+9+10	8	9	10	11	12=13+14+15+16	13	14	15	16	17=18+19+20+21	18	19	20	21	22	23	24	25	26	
No.	Name of the fund	Operational Programme(s)	Type of FEI		Fund manager	Fund set-up	Amounts of OP contributions paid to the fund (HF or specific fund)	out of which			Management costs and fees	Total number of financial products offered	out of which				OP contributions invested in final recipients	out of which				SF contributions invested in final recipients	out of which				
			a) HF/specific fund	b) Article 44, §1 (a) or (b) or (c)				Structural Funds	National public co-financing	National private co-financing			loans	guarantees	equity / venture capital	other products		loans	guarantees	equity / venture capital	other products		loans	guarantees	equity / venture capital	other products	
1	Midtjysk Iværksætterfond, c/o Væksthus Midtjylland, Åbogade 15, 8200 Aarhus N	2007DK052PO001	specific fund	Article 44 §1 (a)	Nupark Accelerace Management A/S, København	2011	0,00	0,00		0,00	0,00						0,00	0,00		0,00		0,00	0,00			0,00	
2	Syddansk Lånefond til Yderområderne, Vestergade 26, 6500 Vejens	2007DK052PO001	specific fund	Article 44 §1 (a)	Accelerace Management, Vestergade 26, 6500 Vejens	2011	0,29	0,15	0,01	0,13	0,00						0,42	0,13		0,29		0,22	0,07			0,15	
3	Welfare Tech Invest, Vestergade 26, 6500 Vejens	2007DK052PO001	specific fund	Article 44 §1 (a)	Accelerace Management, Vestergade 26, 6500 Vejens	2011	6,22	3,11	3,08	0,03	0,00						6,09	0,00		6,09		3,11	0,00			3,11	
4	"Nordjysk Lånefond, Niels Jernes Vej 10, 9220 Aalborg Øst "	2007DK162PO001	specific fund	Article 44 §1 (a)	"Liva Consult Aps, Niels Jernes Vej 10, 9220 Aalborg Øst "	2009	8,13	3,96	4,17		0,00						1,68	1,68				0,84	0,84				
5	Accelerace Invest, Fruebjergvej 3, 2100 København Ø	2007DK162PO001	specific fund	Article 44 §1 (c)	Accelerace Management, Fruebjergvej 3, København	2009	2,94	0,90	2,04		0,77						1,08	1,08				0,33	0,33				
6	"Fonden CAT Invest Zealand" Cat Innovation A/S, Universitetsparken 7, DK-4000 Roskilde.	2007DK162PO001	specific fund	Article 44 §1 (c)	CAT Forskrings- og Teknologipark A/S, Universitetsparken 7, DK - 4000 Roskilde	2010	5,37	2,15	3,22		1,19	2	2				3,79	0,91		2,88		1,69	0,41			1,28	

Absorption of the OP contributions	level of HFs																										
	level of specific funds implemented with a HF																										
	level of specific funds implemented without a HF	22,95	10,27	12,52	0,16	1,96	2	2								13,06	3,80		9,26		6,19	1,65			4,54		

Estonia

EE

I. Description and identification of the entities which implement FEIs						II. Amounts of OP contributions paid to FEIs (HF or specific fund)					III. Investments made by FEIs in final recipients															
1	2	3	4		5	6	7=8+9+10	8	9	10	11	12=13+14+15+16	13	14	15	16	17=18+19+20+21	18	19	20	21	22	23	24	25	26
No.	Name of the fund	Operational Programme(s)	Type of FEI		Fund manager	Fund set-up	Amounts of OP contributions paid to the fund (HF or specific fund)	out of which			Management costs and fees	Total number of financial products offered	out of which				OP contributions invested in final recipients	out of which				SF contributions invested in final recipients	out of which			
			a) HF/specific fund	b) Article 44 §1 (a) or (b) or (c)				Structural Funds	National public co-financing	National private co-financing			loans	guarantees	equity / venture capital	other products		loan	guarantee	equity / venture capital	other product		loan	guarantee	equity / venture capital	other product
1	Programme "Start-up and micro loan guarantees", Estonia	2007EE051PO001	specific fund	Article 44 §1 (a)	Foundation KredEx, Estonia	2008	6,01	6,01	0,00	0,00	0,00	246		246			4,45		4,45			4,45		4,45		
2	Programme "Export credit insurance", Estonia	2007EE161PO001	specific fund	Article 44 §1 (a)	Foundation KredEx, Estonia	2009	12,78	12,78	0,00	0,00	0,00	57				57,00	12,78				12,78	12,78				12,78
3	Programme "Loan guarantees and capital loans", Estonia	2007EE161PO001	specific fund	Article 44 §1 (a)	Foundation KredEx, Estonia	2008	28,08	27,93	0,15	0,00	0,00	271	16	255			28,08	6,67	21,41			27,93	6,67	21,26		
4	Programme "Subordinated loan", Estonia	2007EE161PO001	specific fund	Article 44 §1 (a)	Foundation KredEx, Estonia	2011	17,34	17,34	0,00	0,00	0,00	10	10				2,43	2,43				2,43	2,43			
5	Temporary support programme to improve loan capital availability for enterprises, Estonia	2007EE161PO001	specific fund	Article 44 §1 (a)	Foundation KredEx, Estonia	2009	69,06	42,86	26,20	0,00	0,00	157	157				69,07	69,07				42,86	42,86			
6	Programme "Renovation loan for apartment buildings", Estonia	2007EE161PO002	specific fund	Article 44 §1 (c)	Foundation KredEx, Estonia	2008	49,74	17,74	32,00	0,00	0,00	512	512				47,90	47,90				17,08	17,08			

Absorption of the OP contributions	level of HFs																									
	level of specific funds implemented with a HF																									
	level of specific funds implemented without a HF	183,01	124,66	58,35	0,00	0,00	1253	695	501		57	164,71	126,07	25,86		12,78	107,53	69,04	25,71				12,78			

I. Description and identification of the entities which implement FEIs						II. Amounts of OP contributions paid to FEIs (HF or specific fund)					III. Investments made by FEIs in final recipients																						
1	2	3	4		5	6	7=8+9+10	8	9	10	11	12=13+14+15+16	13	14	15	16	17=18+19+20+21	18	19	20	21	22	23	24	25	26							
No.	Name of the fund	Operational Programme(s)	Type of FEI		Fund manager	Fund set-up	Amounts of OP contributions paid to the fund (HF or specific fund)	out of which			Management costs and fees	Total number of financial products offered	out of which				OP contributions invested in final recipients	out of which				SF contributions invested in final recipients	out of which										
			a) HF/ specific fund	b) Article 44, §1 (a) or (b) or (c)				Structural Funds	National public co-financing	National private co-financing			loans	guarantees	equity / venture capital	other products		loans	guarantees	equity / venture capital	other products		loans	guarantees	equity / venture capital	other products							
1	ENTREPRENEURSHIP FUND (TEPIX) (ATHENS)	2007GR161PO001	HF	-	National Entrepreneurship and Development Fund (ETEAN SA), GREECE, ATHENS	2010	150,15	127,63	22,52	0,00	0,00																						
		2007GR161PO006					191,93	163,14	28,79	0,00	0,00																						
		2007GR161PO008					85,54	72,26	13,28	0,00	0,00																						
		2007GR16UPO001					18,01	14,69	3,32	0,00	0,00																						
		2007GR16UPO002					11,36	5,78	5,58	0,00	0,00																						
1.1	1ST CALL FOR PROPOSALS-TEPIX - ACTION A - GENERAL ENTREPRENEURSHIP	2007GR161PO001	specific fund	Article 44 §1 (a)	ALPHABANK, GREECE	2011	0,01	0,01	0,00	0,00	0,00	0	0					0,00	0,00				0,00	0,00									
		2007GR161PO006					0,02	0,02	0,00	0,00	0,00	0	0								0,00	0,00				0,00	0,00						
		2007GR161PO008					0,01	0,01	0,00	0,00	0,00	0	0									0,00	0,00				0,00	0,00					
		2007GR16UPO001					0,00	0,00	0,00	0,00	0,00	0	0									0,00	0,00				0,00	0,00					
		2007GR16UPO002					0,00	0,00	0,00	0,00	0,00	0	0									0,00	0,00				0,00	0,00					
1.2	1ST CALL FOR PROPOSALS-TEPIX - ACTION C - YOUTH ENTREPRENEURSHIP	2007GR161PO001	specific fund	Article 44 §1 (a)	NATIONAL BANK OF GREECE, GREECE	2011	0,01	0,01	0,00	0,00	0,00	0	0					0,00	0,00				0,00	0,00									
		2007GR161PO006					0,02	0,02	0,00	0,00	0,00	0	0								0,00	0,00				0,00	0,00						
		2007GR161PO008					0,01	0,01	0,00	0,00	0,00	0	0									0,00	0,00				0,00	0,00					
		2007GR16UPO001					0,00	0,00	0,00	0,00	0,00	0	0									0,00	0,00				0,00	0,00					
		2007GR16UPO002					0,00	0,00	0,00	0,00	0,00	0	0									0,00	0,00				0,00	0,00					
1.3	1ST CALL FOR PROPOSALS-TEPIX - ACTION D - OUTTURN COMPETITIVENESS OF ENTREPRISES	2007GR161PO001	specific fund	Article 44 §1 (a)	EUROBANK, GREECE	2011	0,01	0,01	0,00	0,00	0,00	0	0					0,00	0,00				0,00	0,00									
		2007GR161PO006					0,02	0,02	0,00	0,00	0,00	0	0								0,00	0,00				0,00	0,00						
		2007GR161PO008					0,07	0,06	0,01	0,00	0,00	2	2									0,06	0,06				0,05	0,05					
		2007GR16UPO001					0,00	0,00	0,00	0,00	0,00	0	0									0,00	0,00				0,00	0,00					
		2007GR16UPO002					0,00	0,00	0,00	0,00	0,00	0	0									0,00	0,00				0,00	0,00					
1.4	1ST CALL FOR PROPOSALS-TEPIX - ACTION F - INNOVATIVE ENTREPRENEURSHIP, SUPPLY CHAIN, FOOD, DRINKS PIREAUS BANK- GREECE	2007GR161PO006	specific fund	Article 44 §1 (a)	PIREAUS BANK- GREECE	2011	0,00	0,00	0,00	0,00	0,00	0	0					0,00	0,00				0,00	0,00									
		2007GR161PO008					0,00	0,00	0,00	0,00	0,00	0	0								0,00	0,00				0,00	0,00						
		2007GR16UPO001					0,00	0,00	0,00	0,00	0,00	0	0									0,00	0,00				0,00	0,00					
		2007GR161PO001					0,00	0,00	0,00	0,00	0,00	0	0									0,00	0,00				0,00	0,00					
		2007GR16UPO002					0,00	0,00	0,00	0,00	0,00	0	0									0,00	0,00				0,00	0,00					
1.5	1ST CALL FOR PROPOSALS-TEPIX - ACTION E - THEME TOURISM, DISALINATION, WASTE MANAGEMENT, "GREEN" INFRASTRUCTURE, "GREEN" IMPLEMENTATIONS, RES	2007GR161PO001	specific fund	Article 44 §1 (a)	NATIONAL BANK OF GREECE, GREECE	2011	4,46	3,79	0,67	0,00	0,00	195	195					4,44	4,44				3,77	3,77									
		2007GR161PO006					0,54	0,46	0,08	0,00	0,00	20	20								0,52	0,52				0,44	0,44						
		2007GR161PO008					0,66	0,56	0,10	0,00	0,00	48	48								0,65	0,65				0,55	0,55						
		2007GR16UPO001					0,44	0,36	0,08	0,00	0,00	0	0								0,44	0,44				0,36	0,36						
		2007GR16UPO002					0,24	0,12	0,12	0,00	0,00	9	9								0,24	0,24				0,12	0,12						

I. Description and identification of the entities which implement FEIs						II. Amounts of OP contributions paid to FEIs (HF or specific fund)					III. Investments made by FEIs in final recipients																					
1	2	3	4		5	6	7=8+9+10	8	9	10	11	12=13+14+15+16	13	14	15	16	17=18+19+20+21	18	19	20	21	22	23	24	25	26						
No.	Name of the fund	Operational Programme(s)	Type of FEI		Fund manager	Fund set-up	Amounts of OP contributions paid to the fund (HF or specific fund)	out of which			Management costs and fees	Total number of financial products offered	out of which				OP contributions invested in final recipients	out of which				SF contributions invested in final recipients	out of which									
			a) HF/ specific fund	b) Article 44, §1 (a) or (b) or (c)				Structural Funds	National public co-financing	National private co-financing			loans	guarantees	equity / venture capital	other products		loans	guarantees	equity / venture capital	other products		loans	guarantees	equity / venture capital	other products						
2	JER001 - JEREMIE HOLDING FUND, GREECE	2007GR161PO001	HF	-	EIF, Luxemburg	2007	50,00	42,50	7,50	0,00	2,33																					
		2007GR161PO002					70,00	59,50	10,50	0,00	1,61																					
		2007GR161PO006					70,51	59,93	10,58	0,00	2,23																					
		2007GR161PO008					53,00	38,75	14,25	0,00	1,48																					
		2007GR161UPO001					11,50	9,38	2,12	0,00	0,36																					
		2007GR161UPO002					4,00	2,04	1,96	0,00	0,12																					
2.1	Early Stage Risk Capital Instrument for ICT (Elikonos)	2007GR161PO002	specific fund	Article 44 §1 (a)	Elikonos JEREMIE GP, S.a.r.l., Luxembourg	2012	0,05	0,04	0,01	0,00	0,05	0				0	0,00			0,00		0,00				0,00						
		2007GR161PO006					0,08	0,07	0,01	0,00	0,08												0,00		0,00				0,00			
		2007GR161PO008					0,05	0,04	0,01	0,00	0,04													0,00		0,00				0,00		
		2007GR161UPO001					0,00	0,00	0,00	0,00	0,00																					
		2007GR161UPO002					0,00	0,00	0,00	0,00	0,00													0,00		0,00				0,00		
2.2	Funded Risk Sharing Product for Entrepreneurship Eurobank Ergasias S.A., Greece	2007GR161PO001	specific fund	Article 44 §1 (a)	Eurobank Ergasias S.A., Greece	2012	0,00	0,00	0,00	0,00	0,00	0	0					0,00	0,00			0,00	0,00									
		2007GR161PO006					0,00	0,00	0,00	0,00	0,00												0,00	0,00								
		2007GR161PO008					0,00	0,00	0,00	0,00	0,00													0,00	0,00							
		2007GR161UPO001					0,00	0,00	0,00	0,00	0,00																					
		2007GR161UPO002					0,00	0,00	0,00	0,00	0,00													0,00	0,00					0,00		
2.3	Funded Risk Sharing Product for ICT (Alpha)	2007GR161PO002	specific fund	Article 44 §1 (a)	Alpha Bank S.A., Greece	2011	0,00	0,00	0,00	0,00	0,00	0	0					0,07	0,07			0,06	0,06									
		2007GR161PO006					0,13	0,11	0,02	0,00	0,00												0,54	0,54			0,46	0,46				
		2007GR161PO008					0,00	0,00	0,00	0,00	0,00													0,23	0,23			0,20	0,20			
		2007GR161UPO001					0,00	0,00	0,00	0,00	0,00																					
		2007GR161UPO002					0,00	0,00	0,00	0,00	0,00													0,01	0,01			0,01	0,01			
2.4	Funded Risk Sharing Product for ICT (Emporiki)	2007GR161PO002	specific fund	Article 44 §1 (a)	Emporiki Bank S.A., Greece	2011	0,00	0,00	0,00	0,00	0,00	0	0					0,00	0,00			0,00	0,00									
		2007GR161PO006					0,00	0,00	0,00	0,00	0,00																					
		2007GR161PO008					0,00	0,00	0,00	0,00	0,00																					
		2007GR161UPO001					0,00	0,00	0,00	0,00	0,00																					
		2007GR161UPO002					0,00	0,00	0,00	0,00	0,00													0,00	0,00			0,00	0,00			
2.5	Funded Risk Sharing Product for ICT (NBG)	2007GR161PO002	specific fund	Article 44 §1 (a)	National bank of Greece S.A., Greece	2011	0,00	0,00	0,00	0,00	0,00	0	0					0,00	0,00			0,00	0,00									
		2007GR161UPO002					0,00	0,00	0,00	0,00	0,00																					
		2007GR161PO006					0,19	0,16	0,03	0,00	0,00													0,51	0,51			0,43	0,43			
		2007GR161PO008					0,00	0,00	0,00	0,00	0,00														0,01	0,01			0,01	0,01		
		2007GR161UPO001					0,00	0,00	0,00	0,00	0,00																					



I. Description and identification of the entities which implement FEIs						II. Amounts of OP contributions paid to FEIs (HF or specific fund)					III. Investments made by FEIs in final recipients																						
1	2	3	4		5	6	7=8+9+10	8	9	10	11	12=13+14+15+16	13	14	15	16	17=18+19+20+21	18	19	20	21	22	23	24	25	26							
No.	Name of the fund	Operational Programme(s)	Type of FEI		Fund manager	Fund set-up	Amounts of OP contributions paid to the fund (HF or specific fund)	out of which			Management costs and fees	Total number of financial products offered	out of which				OP contributions invested in final recipients	out of which				SF contributions invested in final recipients	out of which										
			a) HF/ specific fund	b) Article 44, §1 (a) or (b) or (c)				Structural Funds	National public co-financing	National private co-financing			loans	guarantees	equity / venture capital	other products		loans	guarantees	equity / venture capital	other products		loans	guarantees	equity / venture capital	other products							
2.6	Funded Risk Sharing Product for Microloans Alpha Bank S.A., Greece	2007GR161PO001	specific fund	Article 44 §1 (a)	Alpha Bank S.A., Greece	2011	0,00	0,00	0,00	0,00	0,00	0	0					0,24	0,24			0,20	0,20										
		2007GR161PO006					0,05	0,04	0,01	0,00	0,01										1,06	1,06			0,90	0,90							
		2007GR161PO008					0,00	0,00	0,00	0,00	0,00											0,11	0,11			0,10	0,10						
		2007GR16UPO001					0,00	0,00	0,00	0,00	0,00											0,05	0,05			0,00	0,00						
		2007GR16UPO002					0,02	0,01	0,01	0,00	0,00											0,12	0,12			0,06	0,06						
2.7	Funded Risk Sharing Product for SMEs Alpha Bank S.A., Greece	2007GR161PO001	specific fund	Article 44 §1 (a)	Alpha Bank S.A., Greece	2011	0,35	0,30	0,05	0,00	0,02	0	0					6,44	6,44			5,47	5,47										
		2007GR161PO006					1,18	1,00	0,18	0,00	0,03										4,27	4,27			3,63	3,63							
		2007GR161PO008					2,21	1,88	0,33	0,00	0,02											3,89	3,89			3,30	3,30						
		2007GR16UPO001					0,16	0,13	0,03	0,00													2,36	2,36			0,04	0,04					
		2007GR16UPO002					0,23	0,12	0,11	0,00	0,00												0,35	0,35			0,18	0,18					
2.8	Funded Risk Sharing Product for SMEs S Aegean National bank of Greece S.A., Greece	2007GR161PO001	specific fund	Article 44 §1 (a)	National bank of Greece S.A., Greece	2011	4,59	3,90	0,69	0,00	0,07	0	0					7,41	7,41			6,30	6,30										
		2007GR16UPO002					0,36	0,18	0,18	0,00	0,01											0,35	0,35			0,18	0,18						
		2007GR16UPO001					1,13	0,92	0,21	0,00	0,02																						
		2007GR161PO008					2,17	1,84	0,33	0,00	0,03															3,21	3,21			2,73	2,73		
		2007GR161PO006					4,20	3,57	0,63	0,00	0,06															4,23	4,23			3,59	3,59		
2.9	Seed/TT Risk Capital Instrument for ICT (OPENFUND)	2007GR161PO002	specific fund	Article 44 §1 (a)	OPENFUND A.E.D.A.K.E.S., Athens, Greece	2012	0,00	0,00	0,00	0,00	0,00	0			0			0,00			0,00	0,00			0,00								
		2007GR161PO006					0,00	0,00	0,00	0,00	0,00														0,00	0,00			0,00				
		2007GR161PO008					0,00	0,00	0,00	0,00	0,00															0,00	0,00			0,00			
		2007GR16UPO001					0,00	0,00	0,00	0,00	0,00																						
		2007GR16UPO002					0,00	0,00	0,00	0,00	0,00															0,00	0,00			0,00			
2.10	Seed/TT Risk Capital Instrument for ICT (Piraeus)	2007GR161PO002	specific fund	Article 44 §1 (a)	Piraeus JEREMIE Technology Catalyst Management S.A., Athens, Greece	2012	0,09	0,08	0,01	0,00	0,09	0			0			0,00			0,00	0,00			0,00								
		2007GR161PO006					0,14	0,12	0,02	0,00	0,14														0,00	0,00			0,00				
		2007GR161PO008					0,08	0,07	0,01	0,00	0,08															0,00	0,00			0,00			
		2007GR16UPO001					0,00	0,00	0,00	0,00	0,00																						
		2007GR16UPO002					0,00	0,00	0,00	0,00	0,00															0,00	0,00			0,00			
3	HELTEP SMEs Guarantee Fund	2007GR161PO001	specific fund	Article 44 §1 (a)	EIB LUXEMBOURG	2012	102,00	86,70	15,30	0,00	0,00	0		0			0,00			0,00	0,00			0,00		0,00							
		2007GR161PO006					103,68	88,13	15,55	0,00	0,00	0													0,00	0,00			0,00				
		2007GR161PO008					79,92	67,93	11,99	0,00	0,00	0														0,00	0,00			0,00			
		2007GR16UPO001					11,46	9,35	2,11	0,00	0,00	0															0,00	0,00			0,00		
		2007GR16UPO002					2,94	1,50	1,44	0,00	0,00	0															0,00	0,00			0,00		

I. Description and identification of the entities which implement FEIs						II. Amounts of OP contributions paid to FEIs (HF or specific fund)					III. Investments made by FEIs in final recipients																														
1	2	3	4		5	6	7=8+9+10	8	9	10	11	12=13+14+15+16	13	14	15	16	17=18+19+20+21	18	19	20	21	22	23	24	25	26															
No.	Name of the fund	Operational Programme(s)	Type of FEI		Fund manager	Fund set-up	Amounts of OP contributions paid to the fund (HF or specific fund)	out of which			Management costs and fees	Total number of financial products offered	out of which				OP contributions invested in final recipients	out of which				SF contributions invested in final recipients	out of which																		
			a) HF/ specific fund	b) Article 44, §1 (a) or (b) or (c)				Structural Funds	National public co-financing	National private co-financing			loans	guarantees	equity / venture capital	other products		loans	guarantees	equity / venture capital	other products		loans	guarantees	equity / venture capital	other products															
4	JESSICA HOLDING FUND FOR GREECE	2007GR161PO005	HF	-	EIB	2010	10,00	8,00	2,00	0,00	0,05																														
		2007GR161PO006					50,00	37,50	12,50	0,00	0,23																														
		2007GR161PO007					53,00	41,81	11,19	0,00	0,24																														
		2007GR161PO008					45,00	36,76	8,24	0,00	0,20																														
		2007GR161UPO001					75,00	53,89	21,11	0,00	0,34																														
		2007GR161UPO002					25,00	19,69	5,31	0,00	0,11																														
4,1	Urban Development Fund for Crete 5 Ikarou Avenue, Heraklion, Crete	2007GR161UPO002	specific fund	Article 44 §1 (b)	Pancretan Cooperative Bank Ltd, 5 Ikarou Avenue, Heraklion, Crete, Greece	2011	0,00	0,00	0,00	0,00	0,00						0,00	0,00			0,00	0,00																			
4,2	URBAN DEVELOPMENT FUND IN ATTICA, WESTERN GREECE IONIAN ISLANDS AND OP ENVIRONMENT AND SUSTAINABLE DEVELOPMENT 86, Eolou Street, GR-10232 Athens Greece	2007GR161PO005	specific fund	Article 44 §1 (b)	National Bank of Greece SA 86, Eolou Street, GR-10232 Athens Greece	2011	0,00	0,00	0,00	0,00	0,00	0	0				0	0,00	0,00			0,00	0,00																		
		2007GR161PO006					0,00	0,00	0,00	0,00	0,00										0,00	0,00			0,00	0,00															
		2007GR161PO007					0,00	0,00	0,00	0,00	0,00											0,00	0,00			0,00	0,00														
4,3	URBAN DEVELOPMENT FUND IN CENTRAL MACEDONIA & THESSALY 4, Amerikis street, Athens, Greece	2007GR161PO008	specific fund	Article 44 §1 (b)	Piraeus Bank S.A., 4, Amerikis street, Athens, Greece	2012	0,00	0,00	0,00	0,00	0,00							0,00	0,00			0,00	0,00																		
		2007GR161UPO001					0,00	0,00	0,00	0,00	0,00											0,00	0,00			0,00	0,00														
4,4	URBAN DEVELOPMENT FUND IN EASTERN MACEDONIA & THRACE, NORTH AEGEAN, WESTERN MACEDONIA & EPIRUS 24-B Kifissias Ave., 151 25 Maroussi, Greece	2007GR161PO008	specific fund	Article 44 §1 (b)	Investment Bank of Greece SA, 24-B Kifissias Ave., 151 25 Maroussi, Greece	2012	0,00	0,00	0,00	0,00	0,00							0,00	0,00			0,00	0,00																		
		2007GR161UPO001					0,00	0,00	0,00	0,00	0,00											0,00	0,00			0,00	0,00														
		2007GR161UPO002					0,00	0,00	0,00	0,00	0,00												0,00	0,00			0,00	0,00													
4,5	URBAN DEVELOPMENT FUND IN PELOPONNESE AND MAINLAND GREECE 8 Othonos str., GR-10557 Athens Greece	2007GR161UPO001	specific fund	Article 44 §1 (b)	EFG Eurobank Ergasias S.A. 8 Othonos str., GR-10557 Athens Greece	2012	0,00	0,00	0,00	0,00	0,00							0,00	0,00			0,00	0,00																		
		2007GR161PO007					0,00	0,00	0,00	0,00	0,00												0,00	0,00			0,00	0,00													
5	ENERGY SAVINGS IN EXISTING HOUSING, ATHENS	2007GR161PO001	HF	-	National Entrepreneurship and Development Fund (ETEAN SA), GREECE, ATHENS	2010	107,00	90,95	16,05	0,00	0,00																														
		2007GR161PO005					15,00	12,75	2,25	0,00	0,00																														
		2007GR161PO006					66,00	56,10	9,90	0,00	0,00																														
		2007GR161PO008					33,00	28,05	4,95	0,00	0,00																														
		2007GR161UPO001					16,00	10,41	5,59	0,00	0,00																														
		2007GR161UPO002					4,00	2,00	2,00	0,00	0,00																														

I. Description and identification of the entities which implement FEIs						II. Amounts of OP contributions paid to FEIs (HF or specific fund)					III. Investments made by FEIs in final recipients																	
1	2	3	4		5	6	7=8+9+10	8	9	10	11	12=13+14+15+16	13	14	15	16	17=18+19+20+21	18	19	20	21	22	23	24	25	26		
No.	Name of the fund	Operational Programme(s)	Type of FEI		Fund manager	Fund set-up	Amounts of OP contributions paid to the fund (HF or specific fund)	out of which			Management costs and fees	Total number of financial products offered	out of which				OP contributions invested in final recipients	out of which				SF contributions invested in final recipients	out of which					
			a) HF/ specific fund	b) Article 44, §1 (a) or (b) or (c)				Structural Funds	National public co-financing	National private co-financing			loans	guarantees	equity / venture capital	other products		loans	guarantees	equity / venture capital	other products		loans	guarantees	equity / venture capital	other products		
5,1	1st Instrument of Energy Saving in existing housing	2007GR161PO001	specific fund	Article 44 §1 (c)	-National Bank of Greece, Greece - Alpha Bank, Greece - Eurobank, Greece - Piraeus Bank, Greece	2011	1,13	0,96	0,17	0,00	0,10	756	756			0	0,74	0,60			0,14	0,63	0,51			0,12		
		2007GR161PO005					7,46	6,34	1,12	0,00	0,59	4365	4365			0	6,83	6,83			0,00	5,81	5,81			0,00		
		2007GR161PO006					2,58	2,19	0,39	0,00	0,25	1835	1835						2,15	2,10			0,05	1,83	1,79			0,04
		2007GR161PO008					5,11	4,34	0,77	0,00	0,48	3521	3521						4,55	4,45			0,10	3,86	3,78			0,08
		2007GR16UPO001					1,17	0,76	0,41	0,00	0,09	665	665						1,03	1,01			0,02	0,67	0,66			0,01
		2007GR16UPO002					0,32	0,16	0,16	0,00	0,03	235	235						0,27	0,27			0,00	0,14	0,14			0,00

Absorption of the OP contributions	level of HFs	1215,00	993,51	221,49	0,00	9,30																				
	level of specific funds implemented with a HF	45,43	36,63	8,80	0,00	2,26	11416	11416			0	0	57,11	56,80		0,00	0,31	45,94	45,69		0,00	0,25				
	level of specific funds implemented without a HF	300,00	253,61	46,39	0,00	0,00	0		0				0,00		0,00			0,00		0,00						

I. Description and identification of the entities which implement FEIs						II. Amounts of OP contributions paid to FEIs (HF or specific fund)					III. Investments made by FEIs in final recipients																						
1	2	3	4		5	6	7=8+9+10	8	9	10	11	12=13+14+15+16	13	14	15	16	17=18+19+20+21	18	19	20	21	22	23	24	25	26							
No.	Name of the fund	Operational Programme(s)	Type of FEI		Fund manager	Fund set-up	Amounts of OP contributions paid to the fund (HF or specific fund)	out of which			Management costs and fees	Total number of financial products offered	out of which				OP contributions invested in final recipients	out of which				SFs contributions invested in final recipients	out of which										
			a) HF/ specific fund	b) Article 44, §1 (a) or (b) or (c)				Structural Funds	National public co-financing	National private co-financing			loans	guarantees	equity / venture capital	other products		loans	guarantees	equity / venture capital	other products		loans	guarantees	equity / venture capital	other products							
1	JEREMIE LIQUIDEZ JUNTA DE EXTREMADURA	2007ES161PO006	HF	-	FONDO EUROPEO DE INVERSIONES	2012	10,00	8,00	2,00																								
1,1	JEREMIE LIQUIDEZ JUNTA DE EXTREMADURA	2007ES161PO006	specific fund	Article 44 §1 (a)		2012	10,00	8,00	2,00	0,00																							
2	JEREMIE HOLDING FUND ANDALUCIA	2007ES161PO008	HF	-	Agencia de innovación y Desarrollo de Andalucía (IDEA). Sevilla.	2009	89,18	16,50	70,71	1,97																							
2,1	Fondo Jeremie Capital Riesgo Andalucía. Sevilla	2007ES161PO008	specific fund	Article 44 §1 (a)	Inversión, Gestión y Desarrollo de Capital Riesgo de Andalucía, S.G.E.C.R., S.A.U.		7,36	5,15	2,21	0,00	0,11																						
2,2	Fondo Jeremie Multiinstrumento Andalucía. Sevilla.	2007ES161PO008	specific fund	Article 44 §1 (a)	Sociedad para la Promoción y Reconversión Económica de Andalucía, S.A.U.		92,64	64,85	27,79	0,00	1,07																						
3	JESSICA FONDO DE INVERSIÓN FIDAE ("FIDAE - FONDO DE INVERSIÓN EN DIVERSIFICACIÓN Y AHORRO DE ENERGÍA").	2007ES161PO001	HF	-	JESSICA Fondo de Inversión FIDAE ("FIDAE - Fondo de Inversión en Diversificación y Ahorro de Energía").	2011	6,71	5,37	1,34																								
		2007ES161PO003					0,58	0,41	0,17		0,00																						
		2007ES161PO005					29,18	20,43	8,75		0,11																						
		2007ES161PO006					21,17	14,82	6,35		0,08																						
		2007ES161PO007					19,89	12,93	6,96		0,07																						
		2007ES161PO008					16,92	11,00	5,92		0,06																						
		2007ES162PO009					9,86	6,90	2,96		0,04																						
		2007ES162PO010					15,94	11,16	4,78		0,06																						
		2007ES162PO011					6,85	5,14	1,71		0,03																						
3,1	JESSICA Fondo de Inversión FIDAE	2007ES161PO001	specific fund	Article 44 §1 (b)	IDAE		6,71	5,37	1,34	0,00																							
		2007ES161PO003					0,58	0,46	0,12	0,00																							
		2007ES161PO005					29,19	23,35	5,84	0,00																							
		2007ES161PO006					21,17	16,94	4,23	0,00																							
		2007ES161PO007					19,89	15,91	3,98	0,00																							
		2007ES161PO008					16,92	13,54	3,38	0,00																							
		2007ES162PO009					9,86	7,89	1,97	0,00																							
		2007ES162PO010					15,94	12,75	3,19	0,00																							
		2007ES162PO011					6,86	5,83	1,03	0,00																							
4	JESSICA HF ANDALUCÍA	2007ES161PO008	HF	-	*JESSICA HF Andalucía 98 - 100 blvd Konrad Adenauer L - 2950 Luxembourg*	2009	88,52	60,00	25,71	2,81																							

I. Description and identification of the entities which implement FEIs						II. Amounts of OP contributions paid to FEIs (HF or specific fund)					III. Investments made by FEIs in final recipients																
1	2	3	4		5	6	7=8+9+10	8	9	10	11	12=13+14+15+16	13	14	15	16	17=18+19+20+21	18	19	20	21	22	23	24	25	26	
No.	Name of the fund	Operational Programme(s)	Type of FEI		Fund manager	Fund set-up	Amounts of OP contributions paid to the fund (HF or specific fund)	out of which			Management costs and fees	Total number of financial products offered	out of which				OP contributions invested in final recipients	out of which				SFs contributions invested in final recipients	out of which				
			a) HF/ specific fund	b) Article 44, §1 (a) or (b) or (c)				Structural Funds	National public co-financing	National private co-financing			loans	guarantees	equity / venture capital	other products		loans	guarantees	equity / venture capital	other products		loans	guarantees	equity / venture capital	other products	
4,1	"BANCO BILBAO VIZCAYA ARGENTARIA, S.A. Plaza de San Nicolás, 4 48005 Bilbao"	2007ES161PO008	specific fund	Article 44 §1 (b)	"BANCO BILBAO VIZCAYA ARGENTARIA, S.A. Plaza de San Nicolás, 4 48005 Bilbao"		40,30	32,24	8,06	0,00	2,04																
5	JEREMIE. BARCELONA	2007ES162PO006	HF	-	Instruments Financiers per a Empreses Innovadores, Sociedad Limitada Unipersonal (IFEM, SLU). Barcelona	2008	35,12	13,62	21,50		1,00																
5,1	JEREMIE. BARCELONA	2007ES162PO006	specific fund	Article 44 §1 (a)		2010	9,26	4,63	4,63	0,00	1,00	1206	78	1093	23	12	20,64	0,71	13,22	4,97	1,74	10,32	0,36	6,61	2,48	0,87	
6	JEREMIE SODECAN-GOBIERNO DE CANARIAS	2007ES162PO011	HF	-	SODECAN (SOCIEDAD DE DESARROLLO CANARIAS)	2012	18,00	14,40	3,60																		
6,1	JEREMIE SODECAN-GOBIERNO DE CANARIAS	2007ES162PO011	specific fund	Article 44 §1 (a)	SODECAN-SOCIEDAD DESARROLLO DE CANARIAS	2012	18,00	14,40	3,60	0,00																	
7	JEREMIE CDTI	2007ES16UPO001	specific fund	Article 44 §1 (a)	CDTI (CENTRO DE DESARROLLO TECNOLÓGICO E INDUSTRIAL, MINISTERIO DE ECONOMIA Y COMPETITIVIDAD)	2012	142,65	105,35	37,30																		
8	FONDO DE GARANTÍAS JEREMIE-ICO	2007ES16UPO001	specific fund	Article 44 §1 (a)	ICO (INSTITUTO DE CREDITO OFICIAL), PASEO DEL PRADO 4, MADRID 28014 (AMBITO NACIONAL)	2009	70,00	52,16	17,84			482		482			160,30		160,30								

Absorption of the OP contributions	level of HFs	367,92	200,68	162,46	4,78	1,45																					
	level of specific funds implemented with a HF	304,68	231,31	73,37	0,00	4,22	1206	78	1093	23	12	20,64	0,71	13,22	4,97	1,74	10,32	0,36	6,61	2,48	0,87						
	level of specific funds implemented without a HF	212,65	157,51	55,14			482		482			160,30		160,30													

Finland

FI

I. Description and identification of the entities which implement FEIs						II. Amounts of OP contributions paid to FEIs (HF or specific fund)					III. Investments made by FEIs in final recipients															
1	2	3	4		5	6	7=8+9+10	8	9	10	11	12=13+14+15+16	13	14	15	16	17=18+19+20+21	18	19	20	21	22	23	24	25	26
No.	Name of the fund	Operational Programme(s)	Type of FEI		Fund manager	Fund set-up	Amounts of OP contributions paid to the fund (HF or specific fund)	out of which			Management costs and fees	Total number of financial products offered	out of which				OP contributions invested in final recipients	out of which				SFs contributions invested in final recipients	out of which			
			a) HF/ specific fund	b) Article 44, §1 (a) or (b) or (c)				Structural Funds	National public co-financing	National private co-financing			loans	guarantees	equity / venture capital	other products		loans	guarantees	equity / venture capital	other products		loans	guarantees	equity / venture capital	other products
1	Finnvera plc, Helsinki	2007FI162PO001	specific fund	Article 44 §1 (a)	Equity: Veraventure plc, Helsinki	2011	28,30	14,15	14,15		5,41	3068	3061		7		18,66	13,27	4,50	0,89		9,33	6,64	2,25	0,44	
		2007FI162PO002					18,38	9,19	9,19		3,19	6		6		16,98	11,06	3,67	2,25		8,49	5,53	1,84	1,12		
		2007FI162PO003					16,30	6,52	9,78		2,42	1639	1631		8		6,06	4,40	0,55	1,11		2,42	1,76	0,22	0,44	
		2007FI162PO004					6,97	2,79	4,18		1,17	1032	1027		5		4,59	2,39	0,78	1,42		1,97	0,95	0,31	0,71	

Absorption of the OP contributions	level of HFs																									
	level of specific funds implemented with a HF																									
	level of specific funds implemented without a HF	69,95	32,65	37,30		12,18	5745	5719		26		46,28	31,12	9,50	5,66		22,22	14,88	4,62	2,72						

I. Description and identification of the entities which implement FEIs						II. Amounts of OP contributions paid to FEIs (HF or specific fund)					III. Investments made by FEIs in final recipients																
1	2	3	4		5	6	7=8+9+10	8	9	10	11	12=13+14+15+16	13	14	15	16	17=18+19+20+21	18	19	20	21	22	23	24	25	26	
No.	Name of the fund	Operational Programme(s)	Type of FEI		Fund manager	Fund set-up	Amounts of OP contributions paid to the fund (HF or specific fund)	out of which			Management costs and fees	Total number of financial products offered	out of which				OP contributions invested in final recipients	out of which				SF contributions invested in final recipients	out of which				
			a) HF/ specific fund	b) Article 44, §1 (a) or (b) or (c)				Structural Funds	National public co-financing	National private co-financing			loans	guarantees	equity / venture capital	other products		loans	guarantees	equity / venture capital	other products		loans	guarantees	equity / venture capital	other products	
1	ADIE Association pour le droit à l'initiative économique Cayenne	2007FR161PO001	specific fund	Article 44 §1 (a)	Association pour le droit à l'initiative économique 9220 Association déclarée 139 BD de Sébastopol, 75002 PARIS 2	2009	0,13	0,08	0,05	0,00	0,00	8	0			8	1,43	0,33		1,10		0,88	0,15			0,73	
2	Agence Française de développement AFD Cayenne	2007FR161PO001	specific fund	Article 44 §1 (a)	"AFD Etablissement public national à caractère industriel ou commercial non doté d'un comptable public 5 rue Roland Barthes 75012 PARIS 12"	2012	5,06	2,53	2,53	0,00	0,00						0,00					3,16			3,16		
3	Alyse Guyane & Cayenne	2007FR161PO001	specific fund	Article 44 §1 (a)	Alyse Guyane, Société par actions simplifiée Chez CCIG Place de l'esplanade BP 49 97321 Cayenne cedex	2010	2,40	1,60	0,80	0,00	0,00						0,00										
4	Réseau Entreprendre Guyane & Cayenne	2007FR161PO001	specific fund	Article 44 §1 (a)	Association Réseau Entreprendre Guyane 9220 Association déclaré 1 Pl Victor Schoelcher 97300 CAYENNE	2010	0,46	0,32	0,14	0,00	0,00	17	17				0,33	0,33				0,20	0,20				
5	AGENCE FRANCAISE DE DEVELOPPEMENT (GDP) 1	2007FR161PO002	specific fund	Article 44 §1 (a)	Agence française de développement, EPIC, la Jaille, 97122 BAIE-MAHAULT	2009	3,84	0,96	2,88	0,00	0,00						0,00										
6	AGENCE FRANCAISE DE DEVELOPPEMENT (GDP) 2	2007FR161PO002	specific fund	Article 44 §1 (a)	Agence française de développement, EPIC, la Jaille, 97122 BAIE-MAHAULT	2013	0,00	0,00	0,00	0,00	0,00						0,00										
7	GUADELOUPE ACTIVE 1	2007FR161PO002	specific fund	Article 44 §1 (a)	GUADELOUPE ACTIVE, association, maison des entreprises 97122 JARRY BAIE-MAHAULT	2010	1,98	0,48	1,50	0,00	0,00						0,00										
8	GUADELOUPE ACTIVE 2	2007FR161PO002	specific fund	Article 44 §1 (a)	GUADELOUPE ACTIVE, association, maison des entreprises 97122 JARRY BAIE-MAHAULT	2010	0,54	0,20	0,06	0,28	0,00						0,00										
9	AGENCE FRANCAISE DE DEVELOPPEMENT (STM)	2007FR161PO002	specific fund	Article 44 §1 (a)	Agence française de développement, EPIC, Marigot, 97150 SAINT-MARTIN	2010	0,72	0,12	0,60	0,00	0,00						0,00										
10	INITIATIVE SAINT MARTIN 1	2007FR161PO002	specific fund	Article 44 §1 (a)	INITIATIVE SAINT-MARTIN, association, 130 Howell Center, 97150 Marigot	2011	0,23	0,16	0,03	0,04	0,00						0,00										
11	INITIATIVE SAINT MARTIN 2	2007FR161PO002	specific fund	Article 44 §1 (a)	INITIATIVE SAINT-MARTIN, association, 130 Howell Center, 97150 Marigot	2012	0,00	0,00	0,00	0,00	0,00						0,00										
12	SAGIPAR	2007FR161PO002	specific fund	Article 44 §1 (a)	SAGIPAR, SA, maison des entreprises, 97122 JARRY BAIE-MAHAULT	2009	0,86	0,86	0,00	0,00	0,00						0,00										
13	Prêt d'honneur INITIATIVE REUNION ENTREPRENDRE Association INITIATIVE REUNION ENTREPRENDRE 6SAINT-PAUL	2007FR161PO004	specific fund	Article 44 §1 (a)	ASSOCIATION INITIATIVE REUNION ENTREPRENDRE. Association loi 1901. 6, bis route de Savannah, Immeuble Chane Chu, 2ème étage porte 211, 97460 SAINT-PAUL	2010	0,65	0,39	0,26		0,00						0,00										

I. Description and identification of the entities which implement FEIs						II. Amounts of OP contributions paid to FEIs (HF or specific fund)					III. Investments made by FEIs in final recipients																	
1	2	3	4		5	6	7=8+9+10	8	9	10	11	12=13+14+15+16	13	14	15	16	17=18+19+20+21	18	19	20	21	22	23	24	25	26		
No.	Name of the fund	Operational Programme(s)	Type of FEI		Fund manager	Fund set-up	Amounts of OP contributions paid to the fund (HF or specific fund)	out of which			Management costs and fees	Total number of financial products offered	out of which				OP contributions invested in final recipients	out of which				SF contributions invested in final recipients	out of which					
			a) HF/ specific fund	b) Article 44, §1 (a) or (b) or (c)				Structural Funds	National public co-financing	National private co-financing			loans	guarantees	equity / venture capital	other products		loans	guarantees	equity / venture capital	other products		loans	guarantees	equity / venture capital	other products		
14	Prêt d'honneur innovation INITIATIVE REUNION ENTREPRENDRE Association INITIATIVE REUNION ENTREPRENDRE 6, bis route de Savannah, Immeuble Chane Chu, 2ème étage porte 2011 97460 SAINT-PAUL	2007FR161PO004	specific fund	Article 44 §1 (a)	ASSOCIATION INITIATIVE REUNION ENTREPRENDRE. Association loi 1901. 6, bis route de Savannah, Immeuble Chane Chu, 2ème étage porte 211, 97460 SAINT-PAUL												0,00											
15	FCPR RUN DEVELOPPEMENT VIVERIS MANAGEMENT, SAS 7 allées Turcat Mery - 13008 Marseille	2007FR161PO004	specific fund	Article 44 §1 (a)	VIVERIS MANAGEMENT, SAS, 6 allées Turcat Mery - 13008 Marseille	2012	5,10	4,08	1,02	0,00	0,00						0,00											
16	GARANTIE FONDS DOM REUNION Agence Française de Développement 5 rue Roland BARTHES 75598 PARIS CEDEX 12	2007FR161PO004	specific fund	Article 44 §1 (a)	Agence Française de Développement 5 rue Roland BARTHES 75598 PARIS CEDEX 12 EPIC	2012	18,67	11,20	7,47		0,00						0,00											
17	fonds de garantie Aquitaine FEDER TPE, France Active Garantie (75 Paris France)	2007FR162PO001	specific fund	Article 44 §1 (a)	France Active Garantie, société financière fondée par l'association France Active et la Caisse des dépôts et consignations (75 Paris France)	2011	0,60	0,40	0,20	0,00	0,00	51		51			0,55		0,55			0,37		0,37				
18	OSEO Garantie Régions - Maisons Alfort (94 Val de Marne - France)	2007FR162PO001	specific fund	Article 44 §1 (a)	OSEO Garantie Régions - autre public, société anonyme avec Etat comme actionnaire majoritaire (+50%) - Maisons Alfort (94 Val de Marne - France)	2009	1,61	1,00	0,61	0,00	0,00	36		36			2,14		2,14			1,53		1,53				
19	PFIL Bearn Initiatives - Pau (64 Pyrénées atlantiques - France)	2007FR162PO001	specific fund	Article 44 §1 (a)	PFIL Bearn Initiatives - Pau (64 Pyrénées atlantiques - France)	2009	0,26	0,06	0,16	0,04	0,00	104	104				0,26	0,26				0,06	0,06					
20	PFIL Bultza Impulser Pays basque Initiative- Bayonne (64 Pyrénées atlantiques - France)	2007FR162PO001	specific fund	Article 44 §1 (a)	PFIL Bultza Impulser Pays basque Initiative- Personne morale de droit privé, association loi 1901 Bayonne (64 Pyrénées atlantiques - France)	2009	0,92	0,25	0,56	0,11	0,00	205	205				0,92	0,92				0,25	0,25					
21	PFIL Gironde Initiative - Floirac (33 Gironde - France)	2007FR162PO001	specific fund	Article 44 §1 (a)	PFIL Gironde Initiative - Personne morale de droit privé, association loi 1901 Floirac (33 Gironde - France)	2008	0,51	0,12	0,34	0,05	0,01	255	255				0,51	0,51				0,12	0,12					
22	PFIL Landes Initiatives - Mont de Marsan (40 Landes - France)	2007FR162PO001	specific fund	Article 44 §1 (a)	PFIL Landes Initiatives - Personne morale de droit privé, association loi 1901 - Mont de Marsan (40 Landes - France)	2009	0,24	0,10	0,10	0,04	0,00	104	104				0,25	0,25				0,10	0,10					



I. Description and identification of the entities which implement FEIs						II. Amounts of OP contributions paid to FEIs (HF or specific fund)					III. Investments made by FEIs in final recipients																
1	2	3	4		5	6	7=8+9+10	8	9	10	11	12=13+14+15+16	13	14	15	16	17=18+19+20+21	18	19	20	21	22	23	24	25	26	
No.	Name of the fund	Operational Programme(s)	Type of FEI		Fund manager	Fund set-up	Amounts of OP contributions paid to the fund (HF or specific fund)	out of which			Management costs and fees	Total number of financial products offered	out of which				OP contributions invested in final recipients	out of which				SF contributions invested in final recipients	out of which				
			a) HF/ specific fund	b) Article 44, §1 (a) or (b) or (c)				Structural Funds	National public co-financing	National private co-financing			loans	guarantees	equity / venture capital	other products		loans	guarantees	equity / venture capital	other products		loans	guarantees	equity / venture capital	other products	
23	PFIL Lot et Garonne Initiative - Agen (47 Lot et Garonne - France)	2007FR162PO001	specific fund	Article 44 §1 (a)	PFIL Lot et Garonne Initiative - Personne morale de droit privé, association loi 1901 - Agen (47 Lot et Garonne - France)	2008	0,44	0,17	0,23	0,04	0,00	123	123				0,45	0,45				0,17	0,17				
24	PFIL Périgord Initiative (Aquitaine transmission) - Coulouniers Chamiers (24 dordogne - France)	2007FR162PO001	specific fund	Article 44 §1 (a)	PFIL Périgord Initiative (Aquitaine transmission) - Personne morale de droit privé, association loi 1901 - Coulouniers Chamiers (24 dordogne - France)	2008	0,47	0,15	0,30	0,02	0,00	261	261				0,47	0,47				0,15	0,15				
25	PFIL Périgord Initiatives - Coulouniers chamiers (24 dordogne - France)	2007FR162PO001	specific fund	Article 44 §1 (a)	PFIL Périgord Initiatives - Coulouniers chamiers (24 dordogne - France)	2008	0,97	0,32	0,55	0,10	0,00	376	376				0,88	0,88				0,32	0,32				
26	PFIL Réseau entreprendre Adour - Pau (64 Pyrénées atlantiques - France)	2007FR162PO001	specific fund	Article 44 §1 (a)	PFIL Réseau entreprendre Adour - Pau (64 Pyrénées atlantiques - France)	2009	0,23	0,02	0,14	0,07	0,00	21	21				0,23	0,23				0,02	0,02				
27	PFIL Réseau entreprendre Aquitaine - Bordeaux (33 Gironde - France)	2007FR162PO001	specific fund	Article 44 §1 (a)	PFIL Réseau entreprendre Aquitaine - Personne morale de droit privé, association loi 1901 - Bordeaux (33 Gironde - France)	2008	0,31	0,04	0,09	0,18	0,03	26	26				0,30	0,30				0,04	0,04				
28	PFIL Val de Garonne Initiatives - Marmande (47 Lot et Garonne - France)	2007FR162PO001	specific fund	Article 44 §1 (a)	PFIL Val de Garonne Initiatives - Personne morale de droit privé, association - Marmande (47 Lot et Garonne - France)	2008	0,18	0,06	0,09	0,03	0,00	108	108				0,18	0,18				0,06	0,06				
29	SAS Aqui Invest - Pessac (33 gironde - France)	2007FR162PO001	specific fund	Article 44 §1 (a)	SAS Aqui Invest - autre public avec conseil régional comme actionnaire unique - Pessac (33 gironde - France)	2010	4,50	3,00	1,50	0,00	0,00	15				15	2,60			2,60		1,50			1,50		
30	Alpha DIL 37 Chinon	2007FR162PO002	specific fund	Article 44 §1 (a)	Alpha DIL Association Loi 1901 37 Chinon	2009	0,61	0,18	0,38	0,05	0,00						0,61	0,61				0,18	0,18				
31	Association de Développement Économique du Parc Naturel Régional de la Brenne Rosnay (36)	2007FR162PO002	specific fund	Article 44 §1 (a)	Association de Développement Économique du Parc Naturel Régional de la Brenne Association Loi 1901 Rosnay (36)	2008	0,93	0,23	0,32	0,38	0,00						0,93	0,93				0,23	0,23				
32	Fonds Régional de Garantie OSEO - Maison Alfort (94)	2007FR162PO002	specific fund	Article 44 §1 (a)	Fonds Régional de Garantie OSEO - SA - Maison Alfort (94)	2009	2,30	2,00	0,15	0,15	0,00						2,64		2,64			1,06		1,06			
33	Indre Initiative Déols (36)	2007FR162PO002	specific fund	Article 44 §1 (a)	Indre Initiative Association Déols (36)	2008	3,17	1,15	0,72	1,30	0,00						3,17	3,17				1,15	1,15				
34	Institut de Développement de l'Indre-et-Loire (IDIL) 37 TOURS	2007FR162PO002	specific fund	Article 44 §1 (a)	Institut de Développement de l'Indre-et-Loire (IDIL) Association Loi 1901 37 TOURS	2008	1,23	0,18	0,10	0,95	0,00						1,22	1,22				0,18	0,18				
35	Loir et Cher Initiative 41 Blois	2007FR162PO002	specific fund	Article 44 §1 (a)	Loir et Cher Initiative Association 41 Blois	2009	1,02	0,34	0,23	0,45	0,00						1,03	1,03				0,10	0,10				
36	Loiret Initiative 45 Orléans	2007FR162PO002	specific fund	Article 44 §1 (a)	Loiret Initiative Association Loi 1901 45 Orléans	2009	3,42	1,32	1,01	1,09	0,00						3,42	3,42				1,32	1,32				
37	Nouvelles Entreprises 28 Chartres	2007FR162PO002	specific fund	Article 44 §1 (a)	Nouvelles Entreprises Association Loi 1901 28 Chartres	2009	0,12	0,03	0,03	0,06	0,00						0,13	0,13				0,03	0,03				

I. Description and identification of the entities which implement FEIs						II. Amounts of OP contributions paid to FEIs (HF or specific fund)					III. Investments made by FEIs in final recipients																
1	2	3	4		5	6	7=8+9+10	8	9	10	11	12=13+14+15+16	13	14	15	16	17=18+19+20+21	18	19	20	21	22	23	24	25	26	
No.	Name of the fund	Operational Programme(s)	Type of FEI		Fund manager	Fund set-up	Amounts of OP contributions paid to the fund (HF or specific fund)	out of which			Management costs and fees	Total number of financial products offered	out of which				OP contributions invested in final recipients	out of which				SF contributions invested in final recipients	out of which				
			a) HF/ specific fund	b) Article 44, §1 (a) or (b) or (c)				Structural Funds	National public co-financing	National private co-financing			loans	guarantees	equity / venture capital	other products		loans	guarantees	equity / venture capital	other products		loans	guarantees	equity / venture capital	other products	
38	Abondement du fonds Alsace du Nord Initiatives	2007FR162PO003	specific fund	Article 44 §1 (a)	Plate-forme d'Initiative Locale Alsace du Nord Initiatives - Association -	2010	0,24	0,05	0,10	0,09	0,00	37	37					0,27	0,27					0,25	0,25		
39	Abondement en capital de la société de capital risqué "Alsace Création"	2007FR162PO003	specific fund	Article 44 §1 (a)	Société de capital risque régional "Alsace Création" - Boulevard Gonther d'Andernach Parc d'Innovation -67400		6,10	2,70	0,40	3,00	0,00																
40	Abondement en capital du fonds commun de placement à risque (FCPR) "Alsace Croissance"	2007FR162PO003	specific fund	Article 44 §1 (a)	Société de capital risque régional "Alsace Création" - Boulevard Gonther d'Andernach Parc d'Innovation -67400	2012	0,81	0,81	0,00	0,00	0,00																
41	FONDS DE GARANTIE "ALSACE ACTIVE"	2007FR162PO003	specific fund	Article 44 §1 (a)	France Active Garantie (FAG)- Société anonyme- 120-122 rue Réaumur 75002 PARIS		0,40	0,00	0,30	0,10	0,00																
42	Plan de développement de l'allocation de prêts d'honneur de Cap Création	2007FR162PO003	specific fund	Article 44 §1 (a)	Plate-forme d'Initiative Locale "Cap Création" - Association -	2010	0,48	0,08	0,05	0,35	0,00	41	41					0,36	0,36					0,36	0,36		
43	FCPR JEREMIE AUVERGNE - FONDS COMMUN DE PLACEMENTS À RISQUE, 24 AVENUE DE L'AGRICULTURE 63100 CLERMONT-FERRAND	2007FR162PO004	HF	-	SOFIMAC Partners, société de gestion, 24 avenue de l'agriculture, 63100 CLERMONT-FERRAND en groupement conjoint avec la Chambre de Commerce et d'Industrie de la Région Auvergne, Aéroport de Clermont-Ferrand Auvergne, BP25, 63510 AULNAT	2009	25,20	18,00	7,20		0,77																
43.1	AMBERT INITIATIVE, Plate-Forme d'Initiative Locale, 4 place de l'Hôtel de Ville, BP 69, 63 600 AMBERT	2007FR162PO004	specific fund	Article 44 §1 (a)	AMBERT INITIATIVE, 4 place de l'Hôtel de Ville, BP 69, 63 600 AMBERT		0,00	0,00	0,00	0,00	0,00																
43.2	AT2+ - Plateforme Auvergne pour la Reprise et l'Innovation (PARI), Chambre de Commerce et d'Industrie régionale d'Auvergne, 510 AULNAT	2007FR162PO004	specific fund	Article 44 §1 (a)	Plateforme Auvergne pour la Reprise et l'Innovation (PARI), Chambre de Commerce et d'Industrie régionale d'Auvergne, Aéroport de Clermont-Ferrand Auvergne, BP 25 63 510 AULNAT		0,00	0,00	0,00	0,00	0,00																
43.3	AUVERGNE TRANSMISSION, Plateforme Auvergne pour la Reprise et l'Innovation (PARI), Chambre de Commerce et d'Industrie régionale d'Auvergne, Aéroport de Clermont-Ferrand Auvergne, BP 25 63 510 AULNAT	2007FR162PO004	specific fund	Article 44 §1 (a)	Plateforme Auvergne pour la Reprise et l'Innovation (PARI), Chambre de Commerce et d'Industrie régionale d'Auvergne, Aéroport de Clermont-Ferrand Auvergne, BP 25 63 510 AULNAT		0,00	0,00	0,00	0,00	0,00																

I. Description and identification of the entities which implement FEIs						II. Amounts of OP contributions paid to FEIs (HF or specific fund)					III. Investments made by FEIs in final recipients																
1	2	3	4		5	6	7=8+9+10	8	9	10	11	12=13+14+15+16	13	14	15	16	17=18+19+20+21	18	19	20	21	22	23	24	25	26	
No.	Name of the fund	Operational Programme(s)	Type of FEI		Fund manager	Fund set-up	Amounts of OP contributions paid to the fund (HF or specific fund)	out of which			Management costs and fees	Total number of financial products offered	out of which				OP contributions invested in final recipients	out of which				SF contributions invested in final recipients	out of which				
			a) HF/ specific fund	b) Article 44, §1 (a) or (b) or (c)				Structural Funds	National public co-financing	National private co-financing			loans	guarantees	equity / venture capital	other products		loans	guarantees	equity / venture capital	other products		loans	guarantees	equity / venture capital	other products	
43,4	BRIOUDE HAUT-ALLIER INITIATIVES, Plate-Forme d'Initiative Locale, Immeuble inter-consulaire, Boulevard Champagne, BP 30, 43 101 BRIOUDE Cedex	2007FR162PO004	specific fund	Article 44 §1 (a)	BRIOUDE HAUT-ALLIER INITIATIVES, Immeuble inter-consulaire, Boulevard Champagne, BP 30, 43 101 BRIOUDE Cedex		0,00	0,00	0,00	0,00	0,00																
43,5	CANTAL INITIATIVES, Plate-Forme d'Initiative Locale, 44 Boulevard du Pont Rouge, 15 013 AURILLAC	2007FR162PO004	specific fund	Article 44 §1 (a)	CANTAL INITIATIVES, 44 Boulevard du Pont Rouge, 15 013 AURILLAC		0,00	0,00	0,00	0,00	0,00																
43,6	CLERMONT AGGLO INITIATIVES, Plate-Forme d'Initiative Locale, 27 rue Jean-Claret, 63 000 CLERMONT-FERRAND	2007FR162PO004	specific fund	Article 44 §1 (a)	CLERMONT AGGLO INITIATIVES, 27 rue Jean-Claret, 63 000 CLERMONT-FERRAND		0,00	0,00	0,00	0,00	0,01																
43,7	CREA-THIERS INITIATIVE, Plate-Forme d'Initiative Locale, 47 avenue du Général De Gaulle, BP 90, 63 307 THIERS	2007FR162PO004	specific fund	Article 44 §1 (a)	CREA-THIERS INITIATIVE, 47 avenue du Général De Gaulle, BP 90, 63 307 THIERS		0,00	0,00	0,00	0,00	0,00																
43,8	FCPR JEREMIE INNOVATION 1, 24 avenue de l'agriculture 63100 CLERMONT-FERRAND	2007FR162PO004	specific fund	Article 44 §1 (a)	SOFIMAC Partners, société de gestion, 24 avenue de l'agriculture 63100 CLERMONT-FERRAND		0,00	0,00	0,00	0,00	0,94																
43,9	FCPR JEREMIE MEZZANINE 1, 24 avenue de l'agriculture 63100 CLERMONT-FERRAND	2007FR162PO004	specific fund	Article 44 §1 (a)	SOFIMAC Partners, société de gestion, 24 avenue de l'agriculture 63100 CLERMONT-FERRAND		0,00	0,00	0,00	0,00	0,18																
43,1	INITIATIVE CREATION HAUTE-LOIRE, Plate-Forme d'Initiative Locale, Bâtiment Hermione, 13 avenue des Belges, 43 000 LE-PUY-EN-VELAY	2007FR162PO004	specific fund	Article 44 §1 (a)	INITIATIVE CREATION HAUTE-LOIRE, Bâtiment Hermione, 13 avenue des Belges, 43 000 LE-PUY-EN-VELAY		0,00	0,00	0,00	0,00	0,00																
43,1	ISSOIRE SANCY VAL D'ALLIER INITIATIVE, Plate-Forme d'Initiative Locale, Place du Postillon, 63 500 ISSOIRE	2007FR162PO004	specific fund	Article 44 §1 (a)	ISSOIRE SANCY VAL D'ALLIER INITIATIVE, Place du Postillon, 63 500 ISSOIRE		0,00	0,00	0,00	0,00	0,00																
43,1	MONTLUCON INITIATIVES, Plate-Forme d'Initiative Locale, 15 boulevard Carnot, 03 100 MONTLUCON	2007FR162PO004	specific fund	Article 44 §1 (a)	MONTLUCON INITIATIVES, 15 boulevard Carnot, 03 100 MONTLUCON		0,00	0,00	0,00	0,00	0,00																

I. Description and identification of the entities which implement FEIs						II. Amounts of OP contributions paid to FEIs (HF or specific fund)					III. Investments made by FEIs in final recipients																	
1	2	3	4		5	6	7=8+9+10	8	9	10	11	12=13+14+15+16	13	14	15	16	17=18+19+20+21	18	19	20	21	22	23	24	25	26		
No.	Name of the fund	Operational Programme(s)	Type of FEI		Fund manager	Fund set-up	Amounts of OP contributions paid to the fund (HF or specific fund)	out of which			Management costs and fees	Total number of financial products offered	out of which				OP contributions invested in final recipients	out of which				SF contributions invested in final recipients	out of which					
			a) HF/ specific fund	b) Article 44, §1 (a) or (b) or (c)				Structural Funds	National public co-financing	National private co-financing			loans	guarantees	equity / venture capital	other products		loans	guarantees	equity / venture capital	other products		loans	guarantees	equity / venture capital	other products		
43.1	MOULINS INITIATIVES, Plate-Forme d'Initiative Locale, 17 cours Jean Jaurès, 03 000 MOULINS.	2007FR162PO004	specific fund	Article 44 §1 (a)	MOULINS INITIATIVES, 17 cours Jean Jaurès, 03 000 MOULINS.		0,00	0,00	0,00	0,00	0,00																	
43.1	RESEAU ENTREPRENDRE AUVERGNE, 42/44 avenue Georges Besse, ZI Le Brezet, 63 100 Clermont-Ferrand.	2007FR162PO004	specific fund	Article 44 §1 (a)	RESEAU ENTREPRENDRE AUVERGNE, 42/44 avenue Georges Besse, ZI Le Brezet, 63 100 Clermont-Ferrand.		0,00	0,00	0,00	0,00	0,01																	
43.2	RIOM COMBRAILLES INITIATIVES, Plate-Forme d'Initiative Locale, 17 avenue Jean Jaurès, 63 200 MOZAC	2007FR162PO004	specific fund	Article 44 §1 (a)	RIOM COMBRAILLES INITIATIVES, 17 avenue Jean Jaurès, 63 200 MOZAC		0,00	0,00	0,00	0,00	0,00																	
43.2	VICHY INITIATIVE, Plate-Forme d'Initiative Locale, 5-15 rue Montaret, 03 200 VICHY	2007FR162PO004	specific fund	Article 44 §1 (a)	VICHY INITIATIVE, 5-15 rue Montaret, 03 200 VICHY		0,00	0,00	0,00	0,00	0,00																	
44	Croissance et Proximité 2 (Rouen)	2007FR162PO005	specific fund	Article 44 §1 (a)	NCI Gestion, société par actions simplifiées (Rouen)	2012	2,62	1,20	0,11	1,31	0,93	10			10		3,77			3,77		1,20			1,20			
45	Fonds régional de garantie OSEO	2007FR162PO005	specific fund	Article 44 §1 (a)	OSEO Régions	2013	0,00	0,00	0,00	0,00	0,00																	
46	Major Capital (Rouen)	2007FR162PO005	specific fund	Article 44 §1 (a)	NCI Gestion, société par actions simplifiées (Rouen)	2012	3,78	1,60	0,29	1,89	2,76	1			1		3,10			3,10		1,60			1,60			
47	APH 21 (DIJON)	2007FR162PO006	specific fund	Article 44 §1 (a)	APH 21 - association - siège social à Dijon	2008	0,82	0,16	0,58	0,08	0,00																	
48	APH 71 (Chalon sur saone)	2007FR162PO006	specific fund	Article 44 §1 (a)	APH 71 - association - siège social Chalon sur saone	2008	0,30	0,05	0,22	0,03	0,00																	
49	Nievre Initiatives Locales (NIL) à Nevers	2007FR162PO006	specific fund	Article 44 §1 (a)	Nievre Initiatives Locales (NIL) - association - siège social à Nevers	2009	0,20	0,06	0,12	0,02	0,00																	
50	OSEO Garantie (Maison affort)	2007FR162PO006	specific fund	Article 44 §1 (a)	OSEO garantie (maisons Alfort) société anonyme SA	2008	4,00	1,00	1,50	1,50	0,00																	
51	REB Quetigny	2007FR162PO006	specific fund	Article 44 §1 (a)	REB Association - siège social QUETIGNY	2008	0,59	0,16	0,43	0,00	0,00																	
52	Yonne Active Création (Auxerre)	2007FR162PO006	specific fund	Article 44 §1 (a)	Yonne Active Création - association - siège social à Auxerre	2009	0,15	0,03	0,06	0,06																		
53	ADIE - PARIS	2007FR162PO009	specific fund	Article 44 §1 (a)	ADIE ASSOCIATION - 4 Bd Poissonnière - 75009 PARIS	2009	0,08	0,04	0,04								0,08	0,08				0,04	0,04					
54	CAISSE DE DEVELOPPEMENT ECONOMIQUE DE LA CORSE (CADEC) - AJACCIO	2007FR162PO009	specific fund	Article 44 §1 (a)	CAISSE DE DEVELOPPEMENT ECONOMIQUE DE LA CORSE - Résidence Diamant 3 - avenue de Paris - AJACCIO	2011	26,00	9,00		17,00	0,00	219	219				26,00	26,00										
55	CORSE ACTIVE - BASTIA	2007FR162PO009	specific fund	Article 44 §1 (a)	CORSE ACTIVE - ASSOCIATION - Parc technologique de Bastia 20600 BASTIA	2009	2,08	1,04	1,04			374	44	330			5,59	0,81	4,78			0,35	0,35					

I. Description and identification of the entities which implement FEIs						II. Amounts of OP contributions paid to FEIs (HF or specific fund)					III. Investments made by FEIs in final recipients																
1	2	3	4		5	6	7=8+9+10	8	9	10	11	12=13+14+15+16	13	14	15	16	17=18+19+20+21	18	19	20	21	22	23	24	25	26	
No.	Name of the fund	Operational Programme(s)	Type of FEI		Fund manager	Fund set-up	Amounts of OP contributions paid to the fund (HF or specific fund)	out of which			Management costs and fees	Total number of financial products offered	out of which				OP contributions invested in final recipients	out of which				SF contributions invested in final recipients	out of which				
			a) HF/ specific fund	b) Article 44, §1 (a) or (b) or (c)				Structural Funds	National public co-financing	National private co-financing			loans	guarantees	equity / venture capital	other products		loans	guarantees	equity / venture capital	other products		loans	guarantees	equity / venture capital	other products	
56	CORSE INITIATIVE RESEAU - BASTIA	2007FR162PO009	specific fund	Article 44 §1 (a)	CORSE INITIATIVE RESEAU - Parc technologique de Bastia - 20601 BASTIA	2009	0,76	0,38	0,38			157	157				1,55	1,55					0,77	0,77			
57	FEMU QUI SA - BASTIA	2007FR162PO009	specific fund	Article 44 §1 (a)	FEMU QUI SA - Maison du parc technologique - ZI d'Erbajolo - 20601 BASTIA	2009	6,00	3,00	3,00			20	20				4,86	4,86					2,43	2,43			
58	OSEO FINANCEMENT - 94710 MAISON ALFORT	2007FR162PO009	specific fund	Article 44 §1 (a)	OSEO FINANCEMENT - 31 AVENUE DU GENERAL LECLERC - 94710 MAISON-ALFORT	2009	3,00	0,00	3,00			38	38				2,86	2,86					0,00	0,00			
59	OSEO GARANTIE - 94710 MAISON-ALFORT	2007FR162PO009	specific fund	Article 44 §1 (a)	SA OSEO GARANTIE - 31 AVENUE DU GENERAL LECLERC - 94710 MAISON-ALFORT	2009	3,00	3,00				126		126													
60	OSEO INNOVATION - 94710 MAISON-ALFORT	2007FR162PO009	specific fund	Article 44 §1 (a)	SA OSEO INNOVATION - 31 AVENUE DU GENERAL LECLERC - 94710 MAISON-ALFORT	2009	6,10	4,00	2,10			27	27				15,26	15,26					3,85	3,85			
61	FCPR Création 3 - voir société de gestion au II.B	2007FR162PO010	specific fund	Article 44 §1 (a)	INVEST PME SA à directeur et conseil de surveillance au capital de 146 808 €, 9, avenue des montboucons - Temis center 2 - 25000 BESANCON	2011	1,82	0,64	0,37	0,81	0,00	7				7		1,56			1,56		0,33			0,33	
62	OSEO Régions (SA) 27-31 avenue du général Leclerc 94710 Maisons Alfort RCS Créteil	2007FR162PO010	specific fund	Article 44 §1 (a)	OSEO Régions (SA)	2012	0,50	0,50		0,00	0,00	3			3		0,03			0,03		0,01			0,01		
63	NCI Gestion, SAS, 57 avenue de Bretagne ROUEN	2007FR162PO011	specific fund	Article 44 §1 (a)	NCI Gestion, SAS, 57 avenue de Bretagne ROUEN	2009	2,80	2,00	0,80	0,00	2,40																
64	FONDS DE PARTICIPATION JEREMIE LANGUEDOC-ROUSSILLON / FRANCE	2007FR162PO013	HF	-	European Investment Fund 96, Blvd Konrad Adenauer L-2968 Luxembourg	2008	30,00	15,00	15,00	0,00	2,05																
64,1	Prêt d'honneur - Capital-risque - Garantie en Languedoc-Roussillon	2007FR162PO013	specific fund	Article 44 §1 (a)	European Investment Fund 96, Blvd Konrad Adenauer L-2968 Luxembourg	2010	7,28	3,64	3,64	0,00	0,50	366	66	286	14		7,28	0,82	2,71	3,75		3,65	0,41	1,36	1,88		
65	Association pour le Développement Economique de la Moselle - 57000 Metz	2007FR162PO015	specific fund	Article 44 §1 (a)	Association pour le Développement Economique de la Moselle - 57000 Metz	2009	1,80	0,45	0,50	0,85	0,00																
66	Association régionale Complémentaires Inter associations de Prêts d'Honneur - 54000 Joef	2007FR162PO015	specific fund	Article 44 §1 (a)	Association régionale Complémentaires Inter associations de Prêts d'Honneur - 54000 Joef	2008	0,47	0,12	0,35	0,00	0,00																
67	CHAMBRE DE COMMERCE, D'INDUSTRIE ET DE SERVICES DE LA MOSELLE - 57000 METZ	2007FR162PO015	specific fund	Article 44 §1 (a)	CHAMBRE DE COMMERCE, D'INDUSTRIE ET DE SERVICES DE LA MOSELLE	2013	0,83	0,21	0,36	0,26																	
68	CHAMBRE DE COMMERCE ET D'INDUSTRIE DE MEURTHE-ET-MOSELLE - 54000 NANCY	2007FR162PO015	specific fund	Article 44 §1 (a)	CHAMBRE DE COMMERCE ET D'INDUSTRIE DE MEURTHE-ET-MOSELLE	2013	0,00	0,00	0,00	0,00																	

I. Description and identification of the entities which implement FEIs						II. Amounts of OP contributions paid to FEIs (HF or specific fund)					III. Investments made by FEIs in final recipients																
1	2	3	4		5	6	7=8+9+10	8	9	10	11	12=13+14+15+16	13	14	15	16	17=18+19+20+21	18	19	20	21	22	23	24	25	26	
No.	Name of the fund	Operational Programme(s)	Type of FEI		Fund manager	Fund set-up	Amounts of OP contributions paid to the fund (HF or specific fund)	out of which			Management costs and fees	Total number of financial products offered	out of which				OP contributions invested in final recipients	out of which				SF contributions invested in final recipients	out of which				
			a) HF/ specific fund	b) Article 44, §1 (a) or (b) or (c)				Structural Funds	National public co-financing	National private co-financing			loans	guarantees	equity / venture capital	other products		loans	guarantees	equity / venture capital	other products		loans	guarantees	equity / venture capital	other products	
69	Conseil régional de Lorraine (1/2) 57000 Metz	2007FR162PO015	specific fund	Article 44 §1	Fonds Lorrain des Matériaux Société par Action Simplifiée 57000 Metz	2009	17,44	4,14	4,90	8,40	0,00						7,70			7,70							
70	Conseil régional de Lorraine (2/2) 57000 Metz	2007FR162PO015	specific fund	Article 44 §1 (a)	Oséo Garanties région Société Anonyme 94710 Maison-Alfort	2008	8,45	1,95	6,50	0,00	0,00						17,72		17,72				4,43		4,43		
71	Lorraine Initiative (RLPFIL) - 54000 Joëuf	2007FR162PO015	specific fund	Article 44 §1 (a)	Lorraine Initiative (RLPFIL) - 54000 Joëuf - Association	2009	0,74	0,18	0,45	0,11	0,00																
72	Réseau Entreprendre Lorraine - 54000 Maxéville	2007FR162PO015	specific fund	Article 44 §1 (a)	Réseau Entreprendre Lorraine - Association - 54000 Maxéville	2009	0,40	0,05	0,06	0,29	0,00																
73	Fonds de co-investissement public du Conseil régional des Pays de la Loire Greffe du tribunal de commerce de Nantes	2007FR162PO016	specific fund	Article 44 §1 (a)	SIGEFI PRIVATE EQUITY Société par action simplifiée (SAS) 139, rue Vendôme 69 006 LYON FRANCE	2012	1,40	0,00	1,40	0,00		6															0,38
74	Poitou-Charentes Innovation (PCI) Siège : 3 rue Raoul Follereau – 86000 POITIERS	2007FR162PO019	specific fund	Article 44 §1 (a)	SA Alto Invest 65 Rue du Marechal Foch 78000 VERSAILLES	2011	1,00	0,50	0,50	0,00	0,00	2	0					0,85	0,00				0,43	0,00			0,43
75	SAS Fonds de Co-investissement Poitou-Charentes Siège : 15 Rue de l'Ancienne Comédie – 86000 Poitiers	2007FR162PO019	specific fund	Article 44 §1 (a)	Poitou-Charentes participations (PCP) Société par actions simplifiées (SAS) Siège : 8 rue du Pré-Médard 86280 SAINT-BENOIT	2010	3,30	1,65	1,65	0,00	0,00	7	0														1,65
76	Fonds de garantie Artisanal et de Commerce de Midi-Pyrénées	2007FR162PO021	specific fund	Article 44 §1 (a)	SIAGI Paris	2009	2,00	1,00	1,00		0,00	110											0,34		0,34		
77	Fonds de prêt plateforme initiative locale	2007FR162PO021	specific fund	Article 44 §1 (a)	Haute-Garonne Initiative Toulouse	2010	0,17	0,05	0,05	0,07	0,00	12	12										0,00				
78	Fonds FEDER Midi-Pyrénées adossé au Fonds Régional de Garantie Midi-Pyrénées	2007FR162PO021	specific fund	Article 44 §1 (a)	OSEO Garanties région (Maisons Alfort)	2009	3,80	3,80			0,00	68															1,17

Absorption of the OP contributions	level of HFs	55,20	33,00	22,20	0,00	2,82																						
	level of specific funds implemented with a HF	7,28	3,64	3,64	0,00	1,64	366	66	286	14	0	7,28	0,82	2,71	3,75	0,00	3,65	0,41	1,36	1,88								
	level of specific funds implemented without a HF	179,11	79,70	57,75	41,64	6,13	2975	2195	724	56	0	129,99	67,67	37,09	25,23		32,77	12,88	12,07	7,82								

## Hungary

HU

I. Description and identification of the entities which implement FEIs						II. Amounts of OP contributions paid to FEIs (HF or specific fund)					III. Investments made by FEIs in final recipients																
1	2	3	4		5	6	7=8+9+10	8	9	10	11	12=13+14+15+16	13	14	15	16	17=18+19+20+21	18	19	20	21	22	23	24	25	26	
No.	Name of the fund	Operational Programme(s)	Type of FEI		Fund manager	Fund set-up	Amounts of OP contributions paid to the fund (HF or specific fund)	out of which			Management costs and fees	Total number of financial products offered	out of which				OP contributions invested in final recipients	out of which				SF contributions invested in final recipients	out of which				
			a) HF/ specific fund	b) Article 44, §1 (a) or (b) or (c)				Structural Funds	National public co-financing	National private co-financing			loans	guarantees	equity / venture capital	other products		loans	guarantees	equity / venture capital	other products		loans	guarantees	equity / venture capital	other products	
1	VENTURE FINANCE HUNGARY PLC, BUDAPEST	2007HU161PO001 2007HU162PO001	HF	-	Venture Finance Hungary Plc, Budapest	2007	341,07 121,68	289,91 103,43	51,16 18,25	0,00 0,00	9,78 0,95											0,00 0,00					
1,1	AGRIA BÉLÁPÁTFALVA Takarékszövetkezet, BÉLÁPÁTFALVA	2007HU161PO001	specific fund	Article 44 §1 (a)	AGRIA BÉLÁPÁTFALVA Takarékszövetkezet, BÉLÁPÁTFALVA		0,00	0,00	0,00	0,00	0,00	0	0	0			0,00	0,00	0,00			0,00	0,00	0,00			
1,2	Alapítvány a Vidék Kis-és Középvállalkozásainak Fejlesztésére Baranya Megyei Vállalkozói Központ, Pécs	2007HU161PO001	specific fund	Article 44 §1 (a)	Alapítvány a Vidék Kis-és Középvállalkozásainak Fejlesztésére Baranya Megyei Vállalkozói Központ, Pécs	2008	11,73	9,97	1,76	0,00	0,00	0	0				10,36	10,36				8,80	8,80				
1,3	Alföld-Factoring Pénzügyi Szolgáltató Zártkörűen Működő Részvénytársaság, Szeged	2007HU162PO001	specific fund	Article 44 §1 (a)	Alföld-Factoring Pénzügyi Szolgáltató Zártkörűen Működő Részvénytársaság, Szeged	2012	0,00	0,00	0,00	0,00	0,00	0	0				0,00	0,00				0,00	0,00				
1,4	Alföld-Factoring Pénzügyi Szolgáltató Zrt., Szeged	2007HU161PO001	specific fund	Article 44 §1 (a)	Alföld-Factoring Pénzügyi Szolgáltató Zrt., Szeged	2012	2,51	2,13	0,38	0,00	0,00	0	0				0,69	0,69				0,59	0,59				
1,5	Alsónémedi és Vidéke Takarékszövetkezet, Alsónémedi	2007HU161PO001	specific fund	Article 44 §1 (a)	Alsónémedi és Vidéke Takarékszövetkezet, Alsónémedi	2012	0,13	0,11	0,02	0,00	0,00	0	0				0,00	0,00				0,00	0,00				
1,6	AXON Pénzügyi és Lizing Zrt., Szolnok	2007HU161PO001	specific fund	Article 44 §1 (a)	AXON Pénzügyi és Lizing Zrt., Szolnok	2012	0,00	0,00	0,00	0,00	0,00	0	0				0,00	0,00				0,00	0,00				
1,7	Bács-Kiskun Megyei Vállalkozásfejlesztési Alapítvány, Kecskemét	2007HU161PO001	specific fund	Article 44 §1 (a)	Bács-Kiskun Megyei Vállalkozásfejlesztési Alapítvány, Kecskemét	2008	1,58	1,34	0,24	0,00	0,00	0	0				1,56	1,56				1,33	1,33				
1,8	Bak és Vidéke Takarékszövetkezet, Bak	2007HU161PO001	specific fund	Article 44 §1 (a)	Bak és Vidéke Takarékszövetkezet, Bak	2012	0,26	0,22	0,04	0,00	0,00	0	0				0,21	0,21				0,18	0,18				
1,9	Balmazújváros és Vidéke Takarékszövetkezet, Balmazújváros	2007HU161PO001	specific fund	Article 44 §1 (a)	Balmazújváros és Vidéke Takarékszövetkezet, Balmazújváros	2011	0,00	0,00	0,00	0,00	0,00	0	0				0,11	0,11				0,10	0,10				
1,10	Banco Popolare Hungary Bank Zrt., Budapest	2007HU161PO001	specific fund	Article 44 §1 (a)	Banco Popolare Hungary Bank Zrt., Budapest	2009	0,00	0,00	0,00	0,00	0,00	0	0				0,00	0,00				0,00	0,00				

I. Description and identification of the entities which implement FEIs						II. Amounts of OP contributions paid to FEIs (HF or specific fund)					III. Investments made by FEIs in final recipients																
1	2	3	4		5	6	7=8+9+10	8	9	10	11	12=13+14+15+16	13	14	15	16	17=18+19+20+21	18	19	20	21	22	23	24	25	26	
No.	Name of the fund	Operational Programme(s)	Type of FEI		Fund manager	Fund set-up	Amounts of OP contributions paid to the fund (HF or specific fund)	out of which			Management costs and fees	Total number of financial products offered	out of which				OP contributions invested in final recipients	out of which				SF contributions invested in final recipients	out of which				
			a) HF/ specific fund	b) Article 44, §1 (a) or (b) or (c)				Structural Funds	National public co-financing	National private co-financing			loans	guarantees	equity / venture capital	other products		loans	guarantees	equity / venture capital	other products		loans	guarantees	equity / venture capital	other products	
1,11	Banco Popolare Hungary Bank Zrt., Budapest	2007HU162PO001	specific fund	Article 44 §1 (a)	Banco Popolare Hungary Bank Zrt., Budapest	2009	0,00	0,00	0,00	0,00	0,00	0	0				0,00	0,00				0,00	0,00				
1,12	Békés Megyeért Vállalkozásfejlesztési Közhazsnú Közalapítvány, Békéscsaba	2007HU161PO001	specific fund	Article 44 §1 (a)	Békés Megyeért Vállalkozásfejlesztési Közhazsnú Közalapítvány, Békéscsaba	2011	5,25	4,46	0,79	0,00	0,00	0	0				4,08	4,08				3,46	3,46				
1,13	BG Finance Zártkörűen Működő Részvénytársaság, Budapest	2007HU162PO001	specific fund	Article 44 §1 (a)	BG Finance Zártkörűen Működő Részvénytársaság, Budapest	2011	6,46	5,49	0,97	0,00	0,00	0	0				4,81	4,81				4,09	4,09				
1,14	BG Finance Zrt., Budapest	2007HU161PO001	specific fund	Article 44 §1 (a)	BG Finance Zrt., Budapest	2011	7,27	6,18	1,09	0,00	0,00	0	0				4,27	4,27				3,63	3,63				
1,15	BigGeorge's-NV EQUITY Kockázati Tőkealap-kezelő Zrt., Budapest	2007HU161PO001	specific fund	Article 44 §1 (a)	BigGeorge's-NV EQUITY Kockázati Tőkealap-kezelő Zrt., Budapest	2009	5,11	4,34	0,77	0,00	0,00	0			0		3,42			3,42		2,91			2,91		
1,16	Bóly és Vidéke Takarékszövetkezet, Bóly	2007HU161PO001	specific fund	Article 44 §1 (a)	Bóly és Vidéke Takarékszövetkezet, Bóly	2009	0,08	0,07	0,01	0,00	0,00	0	0				0,08	0,08				0,06	0,06				
1,17	Bonitás Kockázati Tőkealap, Budapest	2007HU161PO001	specific fund	Article 44 §1 (a)	Bonitás Kockázati Tőkealap, Budapest	2012	0,00	0,00	0,00	0,00	0,00	0			0		0,00			0,00		0,00			0,00		
1,18	Budapest Bank Zrt., Budapest	2007HU161PO001	specific fund	Article 44 §1 (a)	Budapest Bank Zrt., Budapest	2008	1,32	1,12	0,20	0,00	0,00	0	0	0			1,92	1,32	0,60			1,63	1,12	0,51			
1,19	Budapest Bank Zrt., Budapest	2007HU162PO001	specific fund	Article 44 §1 (a)	Budapest Bank Zrt., Budapest	2009	0,08	0,07	0,01	0,00	0,00	0	0	0			0,71	0,08	0,63			0,60	0,07	0,53			
1,20	Carion Ingatlanfinanszírozási Centrum Zrt., Budapest	2007HU161PO001	specific fund	Article 44 §1 (a)	Carion Ingatlanfinanszírozási Centrum Zrt., Budapest	2011	3,38	2,87	0,51	0,00	0,00	0	0				2,77	2,77				2,36	2,36				
1,21	Carion Ingatlanfinanszírozási Centrum Zrt., Budapest	2007HU162PO001	specific fund	Article 44 §1 (a)	Carion Ingatlanfinanszírozási Centrum Zrt., Budapest	2010	12,34	10,49	1,85	0,00	0,00	0	0				10,47	10,47				8,90	8,90				
1,22	Central-Fund Kockázati Tőkealap-kezelő Zrt., Budapest	2007HU161PO001	specific fund	Article 44 §1 (a)	Central-Fund Kockázati Tőkealap-kezelő Zrt., Budapest	2009	5,46	4,64	0,82	0,00	0,00	0			0		4,50			4,50		3,83			3,83		
1,23	CIB Bank Zrt., Budapest	2007HU161PO001	specific fund	Article 44 §1 (a)	CIB Bank Zrt., Budapest	2008	1,12	0,95	0,17	0,00	0,00	0	0	0			1,12	1,12	0,00			0,95	0,95	0,00			
1,24	CIB Bank Zrt., Budapest	2007HU162PO001	specific fund	Article 44 §1 (a)	CIB Bank Zrt., Budapest	2009	0,11	0,09	0,02	0,00	0,00	0	0	0			0,10	0,10	0,00			0,09	0,09	0,00			
1,25	City-Faktor Pénzügyi Szolgáltató Zártkörűen Működő Részvénytársaság, Budapest	2007HU162PO001	specific fund	Article 44 §1 (a)	City-Faktor Pénzügyi Szolgáltató Zártkörűen Működő Részvénytársaság, Budapest	2011	5,20	4,42	0,78	0,00	0,00	0	0				3,81	3,81				3,24	3,24				
1,26	City-Faktor Pénzügyi Szolgáltató Zrt., Budapest	2007HU161PO001	specific fund	Article 44 §1 (a)	City-Faktor Pénzügyi Szolgáltató Zrt., Budapest	2011	3,21	2,73	0,48	0,00	0,00	0	0				1,96	1,96				1,67	1,67				



I. Description and identification of the entities which implement FEIs						II. Amounts of OP contributions paid to FEIs (HF or specific fund)					III. Investments made by FEIs in final recipients																
1	2	3	4		5	6	7=8+9+10	8	9	10	11	12=13+14+15+16	13	14	15	16	17=18+19+20+21	18	19	20	21	22	23	24	25	26	
No.	Name of the fund	Operational Programme(s)	Type of FEI		Fund manager	Fund set-up	Amounts of OP contributions paid to the fund (HF or specific fund)	out of which			Management costs and fees	Total number of financial products offered	out of which				OP contributions invested in final recipients	out of which				SF contributions invested in final recipients	out of which				
			a) HF/ specific fund	b) Article 44, §1 (a) or (b) or (c)				Structural Funds	National public co-financing	National private co-financing			loans	guarantees	equity / venture capital	other products		loans	guarantees	equity / venture capital	other products		loans	guarantees	equity / venture capital	other products	
1,27	Commerzbank Zrt., Budapest	2007HU161PO001	specific fund	Article 44 §1 (a)	Commerzbank Zrt., Budapest	2009	0,00	0,00	0,00	0,00	0,00	0	0				0,00	0,00				0,00	0,00				
1,28	Commerzbank Zrt., Budapest	2007HU162PO001	specific fund	Article 44 §1 (a)	Commerzbank Zrt., Budapest	2009	0,00	0,00	0,00	0,00	0,00	0	0				0,00	0,00				0,00	0,00				
1,29	Core Venture Zrt., Budapest	2007HU161PO001	specific fund	Article 44 §1 (a)	Core Venture Zrt., Budapest	2012	0,00	0,00	0,00	0,00	0,00	0			0		0,00			0,00		0,00			0,00		
1,30	CORRIGIA Pénzügyi Szolgáltató Zrt., Pécs	2007HU161PO001	specific fund	Article 44 §1 (a)	CORRIGIA Pénzügyi Szolgáltató Zrt., Pécs	2011	3,39	2,88	0,51	0,00	0,00	0	0				2,80	2,80				2,38	2,38				
1,31	CORRIGIA Pénzügyi Szolgáltató Zrt., Pécs	2007HU162PO001	specific fund	Article 44 §1 (a)	CORRIGIA Pénzügyi Szolgáltató Zrt., Pécs	2011	0,91	0,77	0,14	0,00	0,00	0	0				0,68	0,68				0,58	0,58				
1,32	CREDITIME Pénzügyi Szolgáltató Zrt., Budapest	2007HU161PO001	specific fund	Article 44 §1 (a)	CREDITIME Pénzügyi Szolgáltató Zrt., Budapest	2012	0,00	0,00	0,00	0,00	0,00	0	0				0,00	0,00				0,00	0,00				
1,33	DBH Investment Kockázati Tőkealapkezelő Zrt., Budapest	2007HU161PO001	specific fund	Article 44 §1 (a)	DBH Investment Kockázati Tőkealapkezelő Zrt., Budapest	2009	5,78	4,91	0,87	0,00	0,00	0			0		4,89		4,89			4,15			4,15		
1,34	DEBT-INVEST Pénzügyi Szolgáltató és Befektetési Zártkörűen Működő Részvénytársaság, Budapest	2007HU162PO001	specific fund	Article 44 §1 (a)	DEBT-INVEST Pénzügyi Szolgáltató és Befektetési Zártkörűen Működő Részvénytársaság, Budapest	2011	1,61	1,37	0,24	0,00	0,00	0	0				0,78	0,78				0,66	0,66				
1,35	DEBT-INVEST Pénzügyi Szolgáltató és Befektetési Zrt., Budapest	2007HU161PO001	specific fund	Article 44 §1 (a)	DEBT-INVEST Pénzügyi Szolgáltató és Befektetési Zrt., Budapest	2012	2,00	1,70	0,30	0,00	0,00	0	0				0,51	0,51				0,43	0,43				
1,36	Dél-Dunántúli Takarékszövetkezeti Hitelintézet, Kaposvár	2007HU161PO001	specific fund	Article 44 §1 (a)	Dél-Dunántúli Takarékszövetkezeti Hitelintézet, Kaposvár	2012	0,11	0,09	0,02	0,00	0,00	0	0				0,00	0,00				0,00	0,00				
1,37	DRB Dél-Dunántúli Regionális Bank Zrt., Siklós	2007HU161PO001	specific fund	Article 44 §1 (a)	DRB Dél-Dunántúli Regionális Bank Zrt., Siklós	2012	0,00	0,00	0,00	0,00	0,00	0	0				0,00	0,00				0,00	0,00				
1,38	Duna Takarékszövetkezet, Győr	2007HU161PO001	specific fund	Article 44 §1 (a)	Duna Takarékszövetkezet, Győr	2012	0,00	0,00	0,00	0,00	0,00	0	0	0			0,00	0,00	0,00			0,00	0,00	0,00			
1,39	Duna Takarékszövetkezet, Győr	2007HU162PO001	specific fund	Article 44 §1 (a)	Duna Takarékszövetkezet, Győr	2009	0,00	0,00	0,00	0,00	0,00	0	0	0			0,00	0,00	0,00			0,00	0,00	0,00			
1,40	Eger és Környéke Takarékszövetkezet, Eger	2007HU161PO001	specific fund	Article 44 §1 (a)	Eger és Környéke Takarékszövetkezet, Eger	2012	0,26	0,22	0,04	0,00	0,00	0	0	0			0,27	0,26	0,01			0,23	0,22	0,01			
1,41	Első Hitelkapu Pénzügyi Zártkörűen Működő Részvénytársaság, Budapest	2007HU162PO001	specific fund	Article 44 §1 (a)	Első Hitelkapu Pénzügyi Zártkörűen Működő Részvénytársaság, Budapest	2012	2,06	1,75	0,31	0,00	0,00	0	0				1,19	1,19				1,01	1,01				

I. Description and identification of the entities which implement FEIs						II. Amounts of OP contributions paid to FEIs (HF or specific fund)					III. Investments made by FEIs in final recipients																
1	2	3	4		5	6	7=8+9+10	8	9	10	11	12=13+14+15+16	13	14	15	16	17=18+19+20+21	18	19	20	21	22	23	24	25	26	
No.	Name of the fund	Operational Programme(s)	Type of FEI		Fund manager	Fund set-up	Amounts of OP contributions paid to the fund (HF or specific fund)	out of which			Management costs and fees	Total number of financial products offered	out of which				OP contributions invested in final recipients	out of which				SF contributions invested in final recipients	out of which				
			a) HF/ specific fund	b) Article 44, §1 (a) or (b) or (c)				Structural Funds	National public co-financing	National private co-financing			loans	guarantees	equity / venture capital	other products		loans	guarantees	equity / venture capital	other products		loans	guarantees	equity / venture capital	other products	
1,42	Első Hítelkapu Pénzügyi Zrt., Budapest	2007HU161PO001	specific fund	Article 44 §1 (a)	Első Hítelkapu Pénzügyi Zrt., Budapest	2012	2,71	2,30	0,41	0,00	0,00	0	0				0,63	0,63				0,54	0,54				
1,43	Első Magyar KTK Zrt., Budapest	2007HU161PO001	specific fund	Article 44 §1 (a)	Első Magyar KTK Zrt., Budapest	2012	0,00	0,00	0,00	0,00	0,00	0					0,00			0,00		0,00				0,00	
1,44	Endrőd és Vidéke Takarékszövetkezet, Gyomaendrőd	2007HU161PO001	specific fund	Article 44 §1 (a)	Endrőd és Vidéke Takarékszövetkezet, Gyomaendrőd		0,41	0,35	0,06	0,00	0,00	0	0	0			0,97	0,41	0,56			0,83	0,35	0,48			
1,45	Erste Bank Hungary Nyrt., Budapest	2007HU161PO001	specific fund	Article 44 §1 (a)	Erste Bank Hungary Nyrt., Budapest	2008	1,04	0,88	0,16	0,00	0,00	0	0				1,05	1,05				0,90	0,90				
1,46	Erste Bank Hungary Nyrt., Budapest	2007HU162PO001	specific fund	Article 44 §1 (a)	Erste Bank Hungary Nyrt., Budapest	2009	0,27	0,23	0,04	0,00	0,00	0	0				0,27	0,27				0,23	0,23				
1,47	Euroventures Kockázati Tőkealap-kezelő Zrt., Budapest	2007HU162PO001	specific fund	Article 44 §1 (a)	Euroventures Kockázati Tőkealap-kezelő Zrt., Budapest	2009	5,72	4,86	0,86	0,00	0,00	0					3,13			3,13		2,66				2,66	
1,48	Felsőszolca és Vidéke Takarékszövetkezet, Felsőszolca	2007HU161PO001	specific fund	Article 44 §1 (a)	Felsőszolca és Vidéke Takarékszövetkezet, Felsőszolca	2012	0,17	0,14	0,03	0,00	0,00	0	0				0,00	0,00				0,00	0,00				
1,49	FHB Kereskedelmi Bank Zártkörűen Működő Részvénytársaság, Budapest	2007HU162PO001	specific fund	Article 44 §1 (a)	FHB Kereskedelmi Bank Zártkörűen Működő Részvénytársaság, Budapest	2009	0,00	0,00	0,00	0,00	0,00	0	0				0,00	0,00				0,00	0,00				
1,50	FHB Kereskedelmi Bank Zrt., Budapest	2007HU161PO001	specific fund	Article 44 §1 (a)	FHB Kereskedelmi Bank Zrt., Budapest	2009	0,00	0,00	0,00	0,00	0,00	0	0				0,00	0,00				0,00	0,00				
1,51	FINEXT STARUP Kockázati Tőkealap-kezelő Zrt., Budapest	2007HU161PO001	specific fund	Article 44 §1 (a)	FINEXT STARUP Kockázati Tőkealap-kezelő Zrt., Budapest	2009	7,21	6,13	1,08	0,00	0,00	0					3,80			3,80		3,23				3,23	
1,52	Főnix Takarékszövetkezet, Debrecen	2007HU161PO001	specific fund	Article 44 §1 (a)	Főnix Takarékszövetkezet, Debrecen	2012	0,00	0,00	0,00	0,00	0,00	0	0	0			0,00	0,00	0,00			0,00	0,00	0,00			
1,53	Fontana Credit Takarékszövetkezet, Szeged	2007HU161PO001	specific fund	Article 44 §1 (a)	Fontana Credit Takarékszövetkezet, Szeged	2009	1,84	1,56	0,28	0,00	0,00	0	0	0			2,27	1,53	0,74			1,93	1,30	0,63			
1,54	Fontana Credit Takarékszövetkezet, Szeged	2007HU162PO001	specific fund	Article 44 §1 (a)	Fontana Credit Takarékszövetkezet, Szeged	2009	0,32	0,27	0,05	0,00	0,00	0	0	0			0,37	0,31	0,06			0,32	0,27	0,05			
1,55	Forrás Takarékszövetkezet, Veszprém	2007HU161PO001	specific fund	Article 44 §1 (a)	Forrás Takarékszövetkezet, Veszprém	2009	0,00	0,00	0,00	0,00	0,00	0	0	0			0,00	0,00	0,00			0,00	0,00	0,00			
1,56	Gáboros és Vidéke Takarékszövetkezet, Gáboros	2007HU161PO001	specific fund	Article 44 §1 (a)	Gáboros és Vidéke Takarékszövetkezet, Gáboros	2012	0,09	0,08	0,01	0,00	0,00	0	0				0,00	0,00				0,00	0,00				
1,57	Garantiqa Hitelgarancia Zrt., Budapest	2007HU161PO001	specific fund	Article 44 §1 (a)	Garantiqa Hitelgarancia Zrt., Budapest	2011	0,00	0,00	0,00	0,00	0,00	0					0,02		0,02			0,01		0,01			

I. Description and identification of the entities which implement FEIs						II. Amounts of OP contributions paid to FEIs (HF or specific fund)					III. Investments made by FEIs in final recipients																
1	2	3	4		5	6	7=8+9+10	8	9	10	11	12=13+14+15+16	13	14	15	16	17=18+19+20+21	18	19	20	21	22	23	24	25	26	
No.	Name of the fund	Operational Programme(s)	Type of FEI		Fund manager	Fund set-up	Amounts of OP contributions paid to the fund (HF or specific fund)	out of which			Management costs and fees	Total number of financial products offered	out of which				OP contributions invested in final recipients	out of which				SF contributions invested in final recipients	out of which				
			a) HF/ specific fund	b) Article 44, §1 (a) or (b) or (c)				Structural Funds	National public co-financing	National private co-financing			loans	guarantees	equity / venture capital	other products		loans	guarantees	equity / venture capital	other products		loans	guarantees	equity / venture capital	other products	
1,58	Garantiqa Hitelgarancia Zrt., Budapest	2007HU162PO001	specific fund	Article 44 §1 (a)	Garantiqa Hitelgarancia Zrt., Budapest	2011	0,00	0,00	0,00	0,00	0,00	0	0				0,37		0,37			0,31		0,31			
1,59	GRÁNIT Bank Zártkörűen Működő Részvénytársaság, Budapest	2007HU162PO001	specific fund	Article 44 §1 (a)	GRÁNIT Bank Zártkörűen Működő Részvénytársaság, Budapest	2011	0,00	0,00	0,00	0,00	0,00	0	0	0				0,20	0,00	0,20			0,17	0,00	0,17		
1,60	GRÁNIT Bank Zrt., Budapest	2007HU161PO001	specific fund	Article 44 §1 (a)	GRÁNIT Bank Zrt., Budapest		0,00	0,00	0,00	0,00	0,00	0	0	0				0,11	0,00	0,11			0,09	0,00	0,09		
1,61	Hajdú-Bihar Megyei Vállalkozásfejlesztési Alapítvány, Debrecen	2007HU161PO001	specific fund	Article 44 §1 (a)	Hajdú-Bihar Megyei Vállalkozásfejlesztési Alapítvány, Debrecen	2008	7,15	6,08	1,07	0,00	0,00	0	0				6,90	6,90				5,87	5,87				
1,62	Hajdú-Bihar Megyei Vállalkozásfejlesztési Alapítvány, Debrecen	2007HU162PO001	specific fund	Article 44 §1 (a)	Hajdú-Bihar Megyei Vállalkozásfejlesztési Alapítvány, Debrecen	2011	0,26	0,22	0,04	0,00	0,00	0	0				0,23	0,23				0,19	0,19				
1,63	Hajdú Takarékszövetkezet, Debrecen	2007HU161PO001	specific fund	Article 44 §1 (a)	Hajdú Takarékszövetkezet, Debrecen	2012	1,41	1,20	0,21	0,00	0,00	0	0	0				0,95	0,82	0,13			0,81	0,70	0,11		
1,64	Hajdú Takarékszövetkezet, Debrecen	2007HU162PO001	specific fund	Article 44 §1 (a)	Hajdú Takarékszövetkezet, Debrecen	2009	0,00	0,00	0,00	0,00	0,00	0	0	0				0,00	0,00	0,00			0,00	0,00	0,00		
1,65	Hatvan és Vidéke Takarékszövetkezet, Hatvan	2007HU161PO001	specific fund	Article 44 §1 (a)	Hatvan és Vidéke Takarékszövetkezet, Hatvan	2009	0,00	0,00	0,00	0,00	0,00	0	0	0				0,00	0,00	0,00			0,00	0,00	0,00		
1,66	Heves Megyei Vállalkozás-és Területfejlesztési Alapítvány, Eger	2007HU161PO001	specific fund	Article 44 §1 (a)	Heves Megyei Vállalkozás-és Területfejlesztési Alapítvány, Eger	2008	7,88	6,70	1,18	0,00	0,00	0	0				5,63	5,63				4,79	4,79				
1,67	Hévíz és Vidéke Takarékszövetkezet, Hévíz	2007HU161PO001	specific fund	Article 44 §1 (a)	Hévíz és Vidéke Takarékszövetkezet, Hévíz	2009	0,06	0,05	0,01	0,00	0,00	0	0	0				0,05	0,05	0,00			0,05	0,05	0,00		
1,68	Hítelpont Pénzügyi Szolgáltató Zártkörűen Működő Részvénytársaság, Budapest	2007HU162PO001	specific fund	Article 44 §1 (a)	Hítelpont Pénzügyi Szolgáltató Zártkörűen Működő Részvénytársaság, Budapest	2010	12,53	10,65	1,88	0,00	0,00	0	0				8,39	8,39				7,13	7,13				
1,69	Hítelpont Pénzügyi Szolgáltató Zrt., Budapest	2007HU161PO001	specific fund	Article 44 §1 (a)	Hítelpont Pénzügyi Szolgáltató Zrt., Budapest	2010	11,42	9,71	1,71	0,00	0,00	0	0				6,04	6,04				5,14	5,14				
1,70	Hungária Takarékszövetkezet, Bonyhád	2007HU161PO001	specific fund	Article 44 §1 (a)	Hungária Takarékszövetkezet, Bonyhád		0,94	0,80	0,14	0,00	0,00	0	0	0				0,45	0,39	0,06			0,38	0,33	0,05		
1,71	InHold Pénzügyi Zártkörűen Működő Részvénytársaság, Budapest	2007HU162PO001	specific fund	Article 44 §1 (a)	InHold Pénzügyi Zártkörűen Működő Részvénytársaság, Budapest	2009	0,51	0,43	0,08	0,00	0,00	0	0				0,34	0,34				0,29	0,29				
1,72	InHold Pénzügyi Zrt., Budapest	2007HU161PO001	specific fund	Article 44 §1 (a)	InHold Pénzügyi Zrt., Budapest	2009	1,99	1,69	0,30	0,00	0,00	0	0				1,30	1,30				1,10	1,10				

I. Description and identification of the entities which implement FEIs						II. Amounts of OP contributions paid to FEIs (HF or specific fund)					III. Investments made by FEIs in final recipients																
1	2	3	4		5	6	7=8+9+10	8	9	10	11	12=13+14+15+16	13	14	15	16	17=18+19+20+21	18	19	20	21	22	23	24	25	26	
No.	Name of the fund	Operational Programme(s)	Type of FEI		Fund manager	Fund set-up	Amounts of OP contributions paid to the fund (HF or specific fund)	out of which			Management costs and fees	Total number of financial products offered	out of which				OP contributions invested in final recipients	out of which				SF contributions invested in final recipients	out of which				
			a) HF/ specific fund	b) Article 44, §1 (a) or (b) or (c)				Structural Funds	National public co-financing	National private co-financing			loans	guarantees	equity / venture capital	other products		loans	guarantees	equity / venture capital	other products		loans	guarantees	equity / venture capital	other products	
1,73	Jász-Nagykúnszabolcs Megyei Vállalkozásfejlesztési Alapítvány, Szolnok	2007HU161PO001	specific fund	Article 44 §1 (a)	Jász-Nagykúnszabolcs Megyei Vállalkozásfejlesztési Alapítvány, Szolnok	2011	3,53	3,00	0,53	0,00	0,00	0	0				2,95	2,95				2,50	2,50				
1,74	Jász Takarékszövetkezet, Jászberény	2007HU161PO001	specific fund	Article 44 §1 (a)	Jász Takarékszövetkezet, Jászberény	2012	0,38	0,32	0,06	0,00	0,00	0	0				0,05	0,05				0,05	0,05				
1,75	KAIROS NÖVEKEDÉSI KOCKÁZATI TŐKEALAP, Budapest	2007HU161PO001	specific fund	Article 44 §1 (a)	KAIROS NÖVEKEDÉSI KOCKÁZATI TŐKEALAP, Budapest	2012	0,00	0,00	0,00	0,00	0,00	0					0,00			0,00		0,00				0,00	
1,76	Kairos Zrt., Budapest	2007HU161PO001	specific fund	Article 44 §1 (a)	Kairos Zrt., Budapest	2012	0,00	0,00	0,00	0,00	0,00	0					0,00			0,00		0,00				0,00	
1,77	KA-VOSZ Vállalkozásfejlesztési Zrt., Budapest	2007HU161PO001	specific fund	Article 44 §1 (a)	KA-VOSZ Vállalkozásfejlesztési Zrt., Budapest	2010	4,46	3,79	0,67	0,00	0,00	0	0				2,58	2,58				2,19	2,19				
1,78	KA-VOSZ Vállalkozásfejlesztési Zrt., Budapest	2007HU162PO001	specific fund	Article 44 §1 (a)	KA-VOSZ Vállalkozásfejlesztési Zrt., Budapest	2010	1,62	1,38	0,24	0,00	0,00	0	0				1,35	1,35				1,15	1,15				
1,79	KDB Bank (Magyarország) Zrt., Budapest	2007HU161PO001	specific fund	Article 44 §1 (a)	KDB Bank (Magyarország) Zrt., Budapest	2009	0,00	0,00	0,00	0,00	0,00	0	0				0,00	0,00				0,00	0,00				
1,80	KDB Bank (Magyarország) Zrt., Budapest	2007HU162PO001	specific fund	Article 44 §1 (a)	KDB Bank (Magyarország) Zrt., Budapest	2009	0,00	0,00	0,00	0,00	0,00	0	0				0,00	0,00				0,00	0,00				
1,81	Kelet Gazdaságélénkítő Zrt., Nyírmeggyes	2007HU161PO001	specific fund	Article 44 §1 (a)	Kelet Gazdaságélénkítő Zrt., Nyírmeggyes	2009	0,69	0,59	0,10	0,00	0,00	0	0				0,69	0,69				0,59	0,59				
1,82	Kereskedelmi és Hitelbank Zártkörűen Működő Részvénytársaság, Budapest	2007HU162PO001	specific fund	Article 44 §1 (a)	Kereskedelmi és Hitelbank Zártkörűen Működő Részvénytársaság, Budapest	2009	0,80	0,68	0,12	0,00	0,00	0	0	0			1,45	0,65	0,80			1,24	0,56	0,68			
1,83	Kereskedelmi és Hitelbank Zrt., Budapest	2007HU161PO001	specific fund	Article 44 §1 (a)	Kereskedelmi és Hitelbank Zrt., Budapest	2009	9,34	7,94	1,40	0,00	0,00	0	0	0			9,72	8,53	1,19			8,26	7,25	1,01			
1,84	Kéthely és Vidéke Takarékszövetkezet/Bank, Marcali	2007HU161PO001	specific fund	Article 44 §1 (a)	Kéthely és Vidéke Takarékszövetkezet/Bank, Marcali	2009	0,00	0,00	0,00	0,00	0,00	0	0				0,00	0,00				0,00	0,00				
1,85	Kinizsi Bank Zártkörűen Működő Részvénytársaság, Veszprém	2007HU162PO001	specific fund	Article 44 §1 (a)	Kinizsi Bank Zártkörűen Működő Részvénytársaság, Veszprém	2009	0,00	0,00	0,00	0,00	0,00	0	0	0			0,00	0,00	0,00			0,00	0,00	0,00			
1,86	Kinizsi Bank Zrt., Veszprém	2007HU161PO001	specific fund	Article 44 §1 (a)	Kinizsi Bank Zrt., Veszprém	2009	0,00	0,00	0,00	0,00	0,00	0	0	0			0,00	0,00	0,00			0,00	0,00	0,00			
1,87	Kisalföldi Vállalkozásfejlesztési Alapítvány, Győr	2007HU161PO001	specific fund	Article 44 §1 (a)	Kisalföldi Vállalkozásfejlesztési Alapítvány, Győr	2011	6,65	5,65	1,00	0,00	0,00	0	0				4,05	4,05				3,44	3,44				
1,88	Kisalföldi Vállalkozásfejlesztési Alapítvány, Győr	2007HU162PO001	specific fund	Article 44 §1 (a)	Kisalföldi Vállalkozásfejlesztési Alapítvány, Győr	2011	0,68	0,58	0,10	0,00	0,00	0	0				0,58	0,58				0,49	0,49				

I. Description and identification of the entities which implement FEIs						II. Amounts of OP contributions paid to FEIs (HF or specific fund)					III. Investments made by FEIs in final recipients																	
1	2	3	4		5	6	7=8+9+10	8	9	10	11	12=13+14+15+16	13	14	15	16	17=18+19+20+21	18	19	20	21	22	23	24	25	26		
No.	Name of the fund	Operational Programme(s)	Type of FEI		Fund manager	Fund set-up	Amounts of OP contributions paid to the fund (HF or specific fund)	out of which			Management costs and fees	Total number of financial products offered	out of which				OP contributions invested in final recipients	out of which				SF contributions invested in final recipients	out of which					
			a) HF/ specific fund	b) Article 44, §1 (a) or (b) or (c)				Structural Funds	National public co-financing	National private co-financing			loans	guarantees	equity / venture capital	other products		loans	guarantees	equity / venture capital	other products		loans	guarantees	equity / venture capital	other products		
1,89	Kiskun Takaréék (Kiskunfélegyházi Takarékszövetkezet), Kiskunfélegyháza	2007HU161PO001	specific fund	Article 44 §1 (a)	Kiskun Takaréék (Kiskunfélegyházi Takarékszövetkezet), Kiskunfélegyháza	2012	0,00	0,00	0,00	0,00	0,00	0	0				0,00	0,00				0,00	0,00					
1,90	Kis-Rába menti Takarékszövetkezet, Beled	2007HU161PO001	specific fund	Article 44 §1 (a)	Kis-Rába menti Takarékszövetkezet, Beled	2012	0,01	0,01	0,00	0,00	0,00	0	0	0				0,01	0,01	0,00			0,01	0,01	0,00			
1,91	Komplex Faktor Követeléskezelő Zrt., Budapest	2007HU161PO001	specific fund	Article 44 §1 (a)	Komplex Faktor Követeléskezelő Zrt., Budapest	2011	7,84	6,66	1,18	0,00	0,00	0	0				2,91	2,91				2,47	2,47					
1,92	Komplex Faktor Követeléskezelő Zrt., Budapest	2007HU162PO001	specific fund	Article 44 §1 (a)	Komplex Faktor Követeléskezelő Zrt., Budapest	2011	10,55	8,97	1,58	0,00	0,00	0	0				7,79	7,79				6,62	6,62					
1,93	Körmend és Vidéke Takarékszövetkezet, Körmend	2007HU161PO001	specific fund	Article 44 §1 (a)	Körmend és Vidéke Takarékszövetkezet, Körmend	2009	0,72	0,61	0,11	0,00	0,00	0	0	0				0,87	0,72	0,15			0,74	0,61	0,13			
1,94	Környe-Bokod Takarékszövetkezet, Környe	2007HU161PO001	specific fund	Article 44 §1 (a)	Környe-Bokod Takarékszövetkezet, Környe	2012	0,00	0,00	0,00	0,00	0,00	0	0				0,00	0,00				0,00	0,00					
1,95	LMGL-INVEST FACTORING Pénzügyi Zrt., Budapest	2007HU161PO001	specific fund	Article 44 §1 (a)	LMGL-INVEST FACTORING Pénzügyi Zrt., Budapest	2012	0,88	0,75	0,13	0,00	0,00	0	0				0,88	0,88				0,75	0,75					
1,96	Lövő és Vidéke Takarékszövetkezet, Lövő	2007HU161PO001	specific fund	Article 44 §1 (a)	Lövő és Vidéke Takarékszövetkezet, Lövő		0,05	0,04	0,01	0,00	0,00	0	0	0				0,05	0,05	0,00			0,04	0,04	0,00			
1,97	MagNet Magyar Községi Bank Zártkörűen Működő Részvénytársaság, Budapest	2007HU162PO001	specific fund	Article 44 §1 (a)	MagNet Magyar Községi Bank Zártkörűen Működő Részvénytársaság, Budapest	2011	3,37	2,86	0,51	0,00	0,00	0	0	0				2,77	2,77	0,00			2,36	2,36	0,00			
1,98	MagNet Magyar Községi Bank Zrt., Budapest	2007HU161PO001	specific fund	Article 44 §1 (a)	MagNet Magyar Községi Bank Zrt., Budapest	2012	0,01	0,01	0,00	0,00	0,00	0	0				0,01	0,01				0,01	0,01					
1,99	Magyar Fejlesztési Bank Zrt., Budapest	2007HU161PO001	specific fund	Article 44 §1 (a)	Magyar Fejlesztési Bank Zrt., Budapest	2012	0,00	0,00	0,00	0,00	0,00	0		0				0,00		0,00			0,00		0,00			
1,100	Magyar Fejlesztési Bank Zrt., Budapest	2007HU162PO001	specific fund	Article 44 §1 (a)	Magyar Fejlesztési Bank Zrt., Budapest	2012	0,00	0,00	0,00	0,00	0,00	0		0				0,00		0,00			0,00		0,00			
1,101	Magyar-Mikrohitelező Központ Pénzügyi Szolgáltató Zártkörűen Működő Részvénytársaság, Budapest	2007HU162PO001	specific fund	Article 44 §1 (a)	Magyar-Mikrohitelező Központ Pénzügyi Szolgáltató Zártkörűen Működő Részvénytársaság, Budapest	2012	0,54	0,46	0,08	0,00	0,00	0	0				0,33	0,33				0,28	0,28					
1,102	Magyar-Mikrohitelező Központ Pénzügyi Szolgáltató Zrt., Budapest	2007HU161PO001	specific fund	Article 44 §1 (a)	Magyar-Mikrohitelező Központ Pénzügyi Szolgáltató Zrt., Budapest	2012	2,51	2,13	0,38	0,00	0,00	0	0				1,19	1,19				1,01	1,01					
1,103	Magyar Takarékszövetkezeti Bank Zrt., Budapest	2007HU161PO001	specific fund	Article 44 §1 (a)	Magyar Takarékszövetkezeti Bank Zrt., Budapest	2008	1,18	1,00	0,18	0,00	0,00	0	0	0				1,45	1,18	0,27			1,23	1,00	0,23			

I. Description and identification of the entities which implement FEIs						II. Amounts of OP contributions paid to FEIs (HF or specific fund)					III. Investments made by FEIs in final recipients																
1	2	3	4		5	6	7=8+9+10	8	9	10	11	12=13+14+15+16	13	14	15	16	17=18+19+20+21	18	19	20	21	22	23	24	25	26	
No.	Name of the fund	Operational Programme(s)	Type of FEI		Fund manager	Fund set-up	Amounts of OP contributions paid to the fund (HF or specific fund)	out of which			Management costs and fees	Total number of financial products offered	out of which				OP contributions invested in final recipients	out of which				SF contributions invested in final recipients	out of which				
			a) HF/ specific fund	b) Article 44, §1 (a) or (b) or (c)				Structural Funds	National public co-financing	National private co-financing			loans	guarantees	equity / venture capital	other products		loans	guarantees	equity / venture capital	other products		loans	guarantees	equity / venture capital	other products	
1,104	Magyar Takarékszövetkezeti Bank Zrt., Budapest	2007HU162PO001	specific fund	Article 44 §1 (a)	Magyar Takarékszövetkezeti Bank Zrt., Budapest	2009	0,00	0,00	0,00	0,00	0,00	0	0	0			0,28	0,00	0,28			0,24	0,00	0,24			
1,105	Magyar Zaloghitel Faktoráló és Pénzügyi Szolgáltató Zrt., Budapest	2007HU161PO001	specific fund	Article 44 §1 (a)	Magyar Zaloghitel Faktoráló és Pénzügyi Szolgáltató Zrt., Budapest	2009	15,85	13,47	2,38	0,00	0,00	0	0				15,83	15,83				13,45	13,45				
1,106	Magyar Zaloghitel Faktoráló és Pénzügyi Szolgáltató Zrt., Budapest	2007HU162PO001	specific fund	Article 44 §1 (a)	Magyar Zaloghitel Faktoráló és Pénzügyi Szolgáltató Zrt., Budapest	2009	22,04	18,73	3,31	0,00	0,00	0	0				21,71	21,71				18,45	18,45				
1,107	Mecsekkörnyék Hitelszövetkezet, Pécs	2007HU161PO001	specific fund	Article 44 §1 (a)	Mecsekkörnyék Hitelszövetkezet, Pécs		0,11	0,09	0,02	0,00	0,00	0	0	0			0,10	0,10	0,00			0,09	0,09	0,00			
1,108	Mecsek Takaréék (Mecsekvidéke Takarékszövetkezet), Mecseknádasd	2007HU161PO001	specific fund	Article 44 §1 (a)	Mecsek Takaréék (Mecsekvidéke Takarékszövetkezet), Mecseknádasd	2012	0,11	0,09	0,02	0,00	0,00	0	0				0,00	0,00				0,00	0,00				
1,109	Merkantil Váltó- és Vagyonbefektető Bank Zrt., Budapest	2007HU161PO001	specific fund	Article 44 §1 (a)	Merkantil Váltó- és Vagyonbefektető Bank Zrt., Budapest	2009	0,00	0,00	0,00	0,00	0,00	0	0	0			0,00	0,00	0,00			0,00	0,00	0,00			
1,110	Merkantil Váltó- és Vagyonbefektető Bank Zrt., Budapest	2007HU162PO001	specific fund	Article 44 §1 (a)	Merkantil Váltó- és Vagyonbefektető Bank Zrt., Budapest	2009	0,00	0,00	0,00	0,00	0,00	0	0	0			0,00	0,00	0,00			0,00	0,00	0,00			
1,111	Mikrofinanszírozó Pénzügyi Szolgáltató Zártkörűen Működő Részvénytársaság, Budapest	2007HU162PO001	specific fund	Article 44 §1 (a)	Mikrofinanszírozó Pénzügyi Szolgáltató Zártkörűen Működő Részvénytársaság, Budapest	2007	16,89	14,36	2,53	0,00	0,00	0	0				14,92	14,92				12,68	12,68				
1,112	Mikrofinanszírozó Pénzügyi Szolgáltató Zrt., Budapest	2007HU161PO001	specific fund	Article 44 §1 (a)	Mikrofinanszírozó Pénzügyi Szolgáltató Zrt., Budapest	2007	24,25	20,61	3,64	0,00	0,00	0	0				23,29	23,29				19,80	19,80				
1,113	"MIKROHITEL" Gazdaságfejlesztő Pénzügyi Zártkörűen Működő Részvénytársaság, Budapest	2007HU162PO001	specific fund	Article 44 §1 (a)	"MIKROHITEL" Gazdaságfejlesztő Pénzügyi Zártkörűen Működő Részvénytársaság, Budapest	2011	0,21	0,18	0,03	0,00	0,00	0	0				0,21	0,21				0,18	0,18				
1,114	MIKROHITEL Gazdaságfejlesztő Pénzügyi Zrt., Budapest	2007HU161PO001	specific fund	Article 44 §1 (a)	MIKROHITEL Gazdaságfejlesztő Pénzügyi Zrt., Budapest	2012	0,48	0,41	0,07	0,00	0,00	0	0				0,49	0,49				0,41	0,41				
1,115	MKB Bank Zrt., Budapest	2007HU161PO001	specific fund	Article 44 §1 (a)	MKB Bank Zrt., Budapest	2009	1,60	1,36	0,24	0,00	0,00	0	0	0			1,88	1,56	0,32			1,59	1,32	0,27			
1,116	MKB Bank Zrt., Budapest	2007HU162PO001	specific fund	Article 44 §1 (a)	MKB Bank Zrt., Budapest	2009	0,04	0,03	0,01	0,00	0,00	0	0	0			0,75	0,04	0,71			0,63	0,03	0,60			
1,117	Mohácsi Takaréék Bank Zrt., Mohács	2007HU161PO001	specific fund	Article 44 §1 (a)	Mohácsi Takaréék Bank Zrt., Mohács	2012	0,02	0,02	0,00	0,00	0,00	0	0	0			0,38	0,03	0,35			0,32	0,02	0,30			
1,118	Morando Kockázati Tőkealap-kezelő Zrt., Budapest	2007HU161PO001	specific fund	Article 44 §1 (a)	Morando Kockázati Tőkealap-kezelő Zrt., Budapest	2010	14,24	12,10	2,14	0,00	0,00	0			0		12,24			12,24		10,40			10,40		

I. Description and identification of the entities which implement FEIs						II. Amounts of OP contributions paid to FEIs (HF or specific fund)					III. Investments made by FEIs in final recipients															
1	2	3	4		5	6	7=8+9+10	8	9	10	11	12=13+14+15+16	13	14	15	16	17=18+19+20+21	18	19	20	21	22	23	24	25	26
No.	Name of the fund	Operational Programme(s)	Type of FEI		Fund manager	Fund set-up	Amounts of OP contributions paid to the fund (HF or specific fund)	out of which			Management costs and fees	Total number of financial products offered	out of which				OP contributions invested in final recipients	out of which				SF contributions invested in final recipients	out of which			
			a) HF/ specific fund	b) Article 44, §1 (a) or (b) or (c)				Structural Funds	National public co-financing	National private co-financing			loans	guarantees	equity / venture capital	other products		loans	guarantees	equity / venture capital	other products		loans	guarantees	equity / venture capital	other products
1,119	Nagykátai és Vidéke Takarékszövetkezet, Nagykatá	2007HU161PO001	specific fund	Article 44 §1 (a)	Nagykátai és Vidéke Takarékszövetkezet, Nagykatá	2009	0,36	0,31	0,05	0,00	0,00	0	0	0			0,51	0,36	0,15			0,44	0,31	0,13		
1,120	Nagykátai és Vidéke Takarékszövetkezet, Nagykatá	2007HU162PO001	specific fund	Article 44 §1 (a)	Nagykátai és Vidéke Takarékszövetkezet, Nagykatá	2009	0,40	0,34	0,06	0,00	0,00	0	0	0			0,47	0,40	0,07			0,40	0,34	0,06		
1,121	NEW YORK KOCKÁZATI TŐKEALAP, Budapest	2007HU161PO001	specific fund	Article 44 §1 (a)	NEW YORK KOCKÁZATI TŐKEALAP, Budapest	2012	0,00	0,00	0,00	0,00	0,00	0			0		0,00			0,00		0,00			0,00	
1,122	Nógrád Megyei Regionális Vállalkozásfejlesztési Alapítvány, Salgótarján	2007HU161PO001	specific fund	Article 44 §1 (a)	Nógrád Megyei Regionális Vállalkozásfejlesztési Alapítvány, Salgótarján	2009	0,68	0,58	0,10	0,00	0,00	0	0				0,66	0,66				0,56	0,56			
1,123	OTP Bank Nyilvánosan Működő Részvénytársaság, Budapest	2007HU162PO001	specific fund	Article 44 §1 (a)	OTP Bank Nyilvánosan Működő Részvénytársaság, Budapest	2008	0,92	0,78	0,14	0,00	0,00	0	0	0			0,30	0,30	0,00			0,26	0,26	0,00		
1,124	OTP Bank Nyrt., Budapest	2007HU161PO001	specific fund	Article 44 §1 (a)	OTP Bank Nyrt., Budapest	2008	2,56	2,18	0,38	0,00	0,00	0	0	0			2,64	2,41	0,23			2,25	2,05	0,20		
1,125	Pannon 2005 Faktor és Hitel Zártkörűen Működő Részvénytársaság, Budapest	2007HU162PO001	specific fund	Article 44 §1 (a)	Pannon 2005 Faktor és Hitel Zártkörűen Működő Részvénytársaság, Budapest	2012	0,00	0,00	0,00	0,00	0,00	0	0				0,00	0,00				0,00	0,00			
1,126	Pannon 2005 Faktor és Hitel Zrt., Budapest	2007HU161PO001	specific fund	Article 44 §1 (a)	Pannon 2005 Faktor és Hitel Zrt., Budapest	2012	0,00	0,00	0,00	0,00	0,00	0	0				0,00	0,00				0,00	0,00			
1,127	Pannon Takarékbank Zrt., Komárom	2007HU161PO001	specific fund	Article 44 §1 (a)	Pannon Takarékbank Zrt., Komárom	2012	0,02	0,02	0,00	0,00	0,00	0	0				0,00	0,00				0,00	0,00			
1,128	PARTISCUM XI Takarékszövetkezet, Szeged	2007HU161PO001	specific fund	Article 44 §1 (a)	PARTISCUM XI Takarékszövetkezet, Szeged	2012	0,13	0,11	0,02	0,00	0,00	0	0	0			0,13	0,09	0,04			0,11	0,08	0,03		
1,129	PARTISCUM XI Takarékszövetkezet, Szeged	2007HU162PO001	specific fund	Article 44 §1 (a)	PARTISCUM XI Takarékszövetkezet, Szeged	2009	0,25	0,21	0,04	0,00	0,00	0	0	0			0,41	0,26	0,15			0,34	0,22	0,12		
1,130	PÁTRIA Takarékszövetkezet, Gyömrő	2007HU161PO001	specific fund	Article 44 §1 (a)	PÁTRIA Takarékszövetkezet, Gyömrő	2011	0,11	0,09	0,02	0,00	0,00	0	0				0,11	0,11				0,09	0,09			
1,131	PÁTRIA Takarékszövetkezet, Gyömrő	2007HU162PO001	specific fund	Article 44 §1 (a)	PÁTRIA Takarékszövetkezet, Gyömrő	2012	0,98	0,83	0,15	0,00	0,00	0	0	0			1,06	0,95	0,11			0,91	0,81	0,10		
1,132	Pest Megyei Vállalkozásfejlesztési Alapítvány, Gödöllő	2007HU161PO001	specific fund	Article 44 §1 (a)	Pest Megyei Vállalkozásfejlesztési Alapítvány, Gödöllő	2009	4,12	3,50	0,62	0,00	0,00	0	0				4,01	4,01				3,41	3,41			
1,133	Pest Megyei Vállalkozásfejlesztési Alapítvány, Gödöllő	2007HU162PO001	specific fund	Article 44 §1 (a)	Pest Megyei Vállalkozásfejlesztési Alapítvány, Gödöllő	2009	7,80	6,63	1,17	0,00	0,00	0	0				7,54	7,54				6,41	6,41			
1,134	Polgári Takarékszövetkezet, Polgár	2007HU161PO001	specific fund	Article 44 §1 (a)	Polgári Takarékszövetkezet, Polgár	2012	0,51	0,43	0,08	0,00	0,00	0	0	0			0,03	0,00	0,03			0,03	0,00	0,03		

I. Description and identification of the entities which implement FEIs						II. Amounts of OP contributions paid to FEIs (HF or specific fund)					III. Investments made by FEIs in final recipients																
1	2	3	4		5	6	7=8+9+10	8	9	10	11	12=13+14+15+16	13	14	15	16	17=18+19+20+21	18	19	20	21	22	23	24	25	26	
No.	Name of the fund	Operational Programme(s)	Type of FEI		Fund manager	Fund set-up	Amounts of OP contributions paid to the fund (HF or specific fund)	out of which			Management costs and fees	Total number of financial products offered	out of which				OP contributions invested in final recipients	out of which				SF contributions invested in final recipients	out of which				
			a) HF/ specific fund	b) Article 44, §1 (a) or (b) or (c)				Structural Funds	National public co-financing	National private co-financing			loans	guarantees	equity / venture capital	other products		loans	guarantees	equity / venture capital	other products		loans	guarantees	equity / venture capital	other products	
1,135	Polgári Takarékszövetkezet, Polgár	2007HU162PO001	specific fund	Article 44 §1 (a)	Polgári Takarékszövetkezet, Polgár	2009	0,00	0,00	0,00	0,00	0,00	0	0	0			0,00	0,00	0,00			0,00	0,00	0,00			
1,136	PortfoLion Kockázati Tőkealap-kezelő Zrt., Budapest	2007HU161PO001	specific fund	Article 44 §1 (a)	PortfoLion Kockázati Tőkealap-kezelő Zrt., Budapest	2009	12,47	10,60	1,87	0,00	0,00	0			0		6,94			6,94			5,90			5,90	
1,137	Prímom Szabolcs-Szatmár Bereg Megyei Vállalkozásélenkítő Alapítvány, Nyíregyháza	2007HU161PO001	specific fund	Article 44 §1 (a)	Prímom Szabolcs-Szatmár Bereg Megyei Vállalkozásélenkítő Alapítvány, Nyíregyháza	2008	17,28	14,69	2,59	0,00	0,00	0	0				12,89	12,89					10,96	10,96			
1,138	Prímom Szabolcs-Szatmár Bereg Megyei Vállalkozásélenkítő Alapítvány, Nyíregyháza	2007HU162PO001	specific fund	Article 44 §1 (a)	Prímom Szabolcs-Szatmár Bereg Megyei Vállalkozásélenkítő Alapítvány, Nyíregyháza	2011	0,02	0,02	0,00	0,00	0,00	0	0				0,03	0,03					0,02	0,02			
1,139	Primus Kockázati Tőkealap-kezelő Zrt., Budapest	2007HU161PO001	specific fund	Article 44 §1 (a)	Primus Kockázati Tőkealap-kezelő Zrt., Budapest	2009	5,91	5,02	0,89	0,00	0,00	0			0		4,89			4,89			4,16			4,16	
1,140	PROSPERITÁS PROFIT KÖZÖS NÖVEKEDÉSI KOCKÁZATI TŐKEALAP, Budapest	2007HU161PO001	specific fund	Article 44 §1 (a)	PROSPERITÁS PROFIT KÖZÖS NÖVEKEDÉSI KOCKÁZATI TŐKEALAP, Budapest	2012	0,00	0,00	0,00	0,00	0,00	0			0		0,00			0,00			0,00			0,00	
1,141	Prosperitás Zrt., Budapest	2007HU161PO001	specific fund	Article 44 §1 (a)	Prosperitás Zrt., Budapest	2012	0,00	0,00	0,00	0,00	0,00	0			0		0,00			0,00			0,00			0,00	
1,142	Rábaközi Takarékszövetkezet, Csorna	2007HU161PO001	specific fund	Article 44 §1 (a)	Rábaközi Takarékszövetkezet, Csorna	2012	0,00	0,00	0,00	0,00	0,00	0	0	0			0,00	0,00	0,00			0,00	0,00	0,00			
1,143	Raiffeisen Bank Zártkörűen Működő Részvénytársaság, Budapest	2007HU162PO001	specific fund	Article 44 §1 (a)	Raiffeisen Bank Zártkörűen Működő Részvénytársaság, Budapest	2009	0,12	0,10	0,02	0,00	0,00	0	0	0			0,12	0,12	0,00				0,10	0,10	0,00		
1,144	Raiffeisen Bank Zrt., Budapest	2007HU161PO001	specific fund	Article 44 §1 (a)	Raiffeisen Bank Zrt., Budapest	2009	4,08	3,47	0,61	0,00	0,00	0	0	0			4,09	4,09	0,00				3,48	3,48	0,00		
1,145	Rajka és Vidéke Takarékszövetkezet, Rajka	2007HU161PO001	specific fund	Article 44 §1 (a)	Rajka és Vidéke Takarékszövetkezet, Rajka	2013	0,32	0,27	0,05	0,00	0,00	0	0	0			0,37	0,09	0,28				0,32	0,08	0,24		
1,146	Rakamaz és Vidéke Körzeti Takarékszövetkezet, Rakamaz	2007HU161PO001	specific fund	Article 44 §1 (a)	Rakamaz és Vidéke Körzeti Takarékszövetkezet, Rakamaz	2012	1,34	1,14	0,20	0,00	0,00	0	0	0			0,88	0,82	0,06				0,75	0,70	0,05		
1,147	Régió Finansz Pénzügyi Zrt., Salgótarján	2007HU161PO001	specific fund	Article 44 §1 (a)	Régió Finansz Pénzügyi Zrt., Salgótarján	2008	0,00	0,00	0,00	0,00	0,00	0	0				0,00	0,00					0,00	0,00			
1,148	Régió Finansz Pénzügyi Zrt., Salgótarján	2007HU162PO001	specific fund	Article 44 §1 (a)	Régió Finansz Pénzügyi Zrt., Salgótarján	2008	0,00	0,00	0,00	0,00	0,00	0	0				0,00	0,00					0,00	0,00			
1,149	Rétköz Takarékszövetkezet, Kisvárd	2007HU161PO001	specific fund	Article 44 §1 (a)	Rétköz Takarékszövetkezet, Kisvárd	2009	0,00	0,00	0,00	0,00	0,00	0	0	0			0,00	0,00	0,00				0,00	0,00	0,00		
1,150	River Factoring Pénzügyi Szolgáltató Zrt., Budapest	2007HU161PO001	specific fund	Article 44 §1 (a)	River Factoring Pénzügyi Szolgáltató Zrt., Budapest	2012	0,00	0,00	0,00	0,00	0,00	0	0				0,00	0,00					0,00	0,00			



I. Description and identification of the entities which implement FEIs						II. Amounts of OP contributions paid to FEIs (HF or specific fund)					III. Investments made by FEIs in final recipients																
1	2	3	4		5	6	7=8+9+10	8	9	10	11	12=13+14+15+16	13	14	15	16	17=18+19+20+21	18	19	20	21	22	23	24	25	26	
No.	Name of the fund	Operational Programme(s)	Type of FEI		Fund manager	Fund set-up	Amounts of OP contributions paid to the fund (HF or specific fund)	out of which			Management costs and fees	Total number of financial products offered	out of which				OP contributions invested in final recipients	out of which				SF contributions invested in final recipients	out of which				
			a) HF/ specific fund	b) Article 44, §1 (a) or (b) or (c)				Structural Funds	National public co-financing	National private co-financing			loans	guarantees	equity / venture capital	other products		loans	guarantees	equity / venture capital	other products		loans	guarantees	equity / venture capital	other products	
1,151	Sajóvígye Takarékszövetkezet, Kazincbarcika	2007HU161PO001	specific fund	Article 44 §1 (a)	Sajóvígye Takarékszövetkezet, Kazincbarcika	2009	0,00	0,00	0,00	0,00	0,00	0	0	0			0,00	0,00	0,00			0,00	0,00	0,00			
1,152	Savaria Takarékszövetkezet, Szombathely	2007HU161PO001	specific fund	Article 44 §1 (a)	Savaria Takarékszövetkezet, Szombathely	2012	0,28	0,24	0,04	0,00	0,00	0	0				0,00	0,00				0,00	0,00				
1,153	Somogy Megyei Vállalkozói Központ Közalapítvány, Kaposvár	2007HU161PO001	specific fund	Article 44 §1 (a)	Somogy Megyei Vállalkozói Központ Közalapítvány, Kaposvár	2008	6,92	5,88	1,04	0,00	0,00	0	0				6,30	6,30				5,35	5,35				
1,154	Somogy Takarékszövetkezet, Nagyatád	2007HU161PO001	specific fund	Article 44 §1 (a)	Somogy Takarékszövetkezet, Nagyatád	2012	0,18	0,15	0,03	0,00	0,00	0	0				0,00	0,00				0,00	0,00				
1,155	Sopron Bank Burgenland Zártkörűen Működő Részvénytársaság, Sopron	2007HU162PO001	specific fund	Article 44 §1 (a)	Sopron Bank Burgenland Zártkörűen Működő Részvénytársaság, Sopron	2008	0,00	0,00	0,00	0,00	0,00	0	0	0			0,00	0,00	0,00			0,00	0,00	0,00			
1,156	Sopron Bank Burgenland Zrt., Sopron	2007HU161PO001	specific fund	Article 44 §1 (a)	Sopron Bank Burgenland Zrt., Sopron	2008	1,52	1,29	0,23	0,00	0,00	0	0	0			1,53	1,53	0,00			1,30	1,30	0,00			
1,157	Start Garancia Pénzügyi Szolgáltató Zrt., Budapest	2007HU161PO001	specific fund	Article 44 §1 (a)	Start Garancia Pénzügyi Szolgáltató Zrt., Budapest	2011	0,00	0,00	0,00	0,00	0,00	0		0			0,00		0,00			0,00		0,00			
1,158	Start Garancia Pénzügyi Szolgáltató Zrt., Budapest	2007HU162PO001	specific fund	Article 44 §1 (a)	Start Garancia Pénzügyi Szolgáltató Zrt., Budapest	2011	0,00	0,00	0,00	0,00	0,00	0		0			0,00		0,00			0,00		0,00			
1,159	SZABOLCS Takarékszövetkezet, Nyíregyháza	2007HU161PO001	specific fund	Article 44 §1 (a)	SZABOLCS Takarékszövetkezet, Nyíregyháza	2012	0,19	0,16	0,03	0,00	0,00	0	0	0			0,05	0,05	0,00			0,04	0,04	0,00			
1,160	Szatmár-Beregi Takarékszövetkezet, Fehérgyarmat	2007HU161PO001	specific fund	Article 44 §1 (a)	Szatmár-Beregi Takarékszövetkezet, Fehérgyarmat	2009	0,00	0,00	0,00	0,00	0,00	0	0	0			0,00	0,00	0,00			0,00	0,00	0,00			
1,161	Széchenyi Kereskedelmi Bank Zrt., Budapest	2007HU161PO001	specific fund	Article 44 §1 (a)	Széchenyi Kereskedelmi Bank Zrt., Budapest	2011	0,13	0,11	0,02	0,00	0,00	0	0	0			0,13	0,13	0,00			0,11	0,11	0,00			
1,162	Széchenyi Kereskedelmi Bank Zrt., Budapest	2007HU162PO001	specific fund	Article 44 §1 (a)	Széchenyi Kereskedelmi Bank Zrt., Budapest	2011	0,35	0,30	0,05	0,00	0,00	0	0	0			0,36	0,36	0,00			0,30	0,30	0,00			
1,163	Székesfehérvári Regionális Vállalkozásfejlesztési Alapítvány, Székesfehérvár	2007HU161PO001	specific fund	Article 44 §1 (a)	Székesfehérvári Regionális Vállalkozásfejlesztési Alapítvány, Székesfehérvár	2008	7,82	6,65	1,17	0,00	0,00	0	0				6,37	6,37				5,42	5,42				
1,164	Szentesi Hitelszövetkezet, Szentes	2007HU161PO001	specific fund	Article 44 §1 (a)	Szentesi Hitelszövetkezet, Szentes	2010	0,09	0,08	0,01	0,00	0,00	0	0	0			0,14	0,09	0,05			0,12	0,08	0,04			
1,165	Szentgál és Vidéke Takarékszövetkezet, Szentgál	2007HU161PO001	specific fund	Article 44 §1 (a)	Szentgál és Vidéke Takarékszövetkezet, Szentgál	2012	0,72	0,61	0,11	0,00	0,00	0	0				0,00	0,00				0,00	0,00				
1,166	Szentlőrinc-Ormánság Takarékszövetkezet, Szentlőrinc	2007HU161PO001	specific fund	Article 44 §1 (a)	Szentlőrinc-Ormánság Takarékszövetkezet, Szentlőrinc	2012	0,41	0,00	0,00	0,00	0,00	0	0				0,00	0,00				0,00	0,00				
1,167	Szigetvári Takarékszövetkezet, Pécs	2007HU161PO001	specific fund	Article 44 §1 (a)	Szigetvári Takarékszövetkezet, Pécs	2012	4,65	3,95	0,70	0,00	0,00	0	0	0			1,93	1,91	0,02			1,64	1,62	0,02			

I. Description and identification of the entities which implement FEIs						II. Amounts of OP contributions paid to FEIs (HF or specific fund)					III. Investments made by FEIs in final recipients															
1	2	3	4		5	6	7=8+9+10	8	9	10	11	12=13+14+15+16	13	14	15	16	17=18+19+20+21	18	19	20	21	22	23	24	25	26
No.	Name of the fund	Operational Programme(s)	Type of FEI		Fund manager	Fund set-up	Amounts of OP contributions paid to the fund (HF or specific fund)	out of which			Management costs and fees	Total number of financial products offered	out of which				OP contributions invested in final recipients	out of which				SF contributions invested in final recipients	out of which			
			a) HF/ specific fund	b) Article 44, §1 (a) or (b) or (c)				Structural Funds	National public co-financing	National private co-financing			loans	guarantees	equity / venture capital	other products		loans	guarantees	equity / venture capital	other products		loans	guarantees	equity / venture capital	other products
1,168	Tiszafüred és Vidéke Takarékszövetkezet, Tiszafüred	2007HU161PO001	specific fund	Article 44 §1 (a)	Tiszafüred és Vidéke Takarékszövetkezet, Tiszafüred	2009	0,41	0,35	0,06	0,00	0,00	0	0	0			0,30	0,27	0,03			0,25	0,23	0,02		
1,169	Tiszántúli Első Hitelszövetkezet, Debrecen	2007HU161PO001	specific fund	Article 44 §1 (a)	Tiszántúli Első Hitelszövetkezet, Debrecen	2010	0,94	0,80	0,14	0,00	0,00	0	0	0			0,30	0,30	0,00			0,26	0,26	0,00		
1,170	Tisza Takarékszövetkezet, Tiszaföldvár	2007HU161PO001	specific fund	Article 44 §1 (a)	Tisza Takarékszövetkezet, Tiszaföldvár	2012	0,01	0,01	0,00	0,00	0,00	0	0				0,00	0,00				0,00	0,00			
1,171	Tokaj és Vidéke Takarékszövetkezet, Tokaj	2007HU161PO001	specific fund	Article 44 §1 (a)	Tokaj és Vidéke Takarékszövetkezet, Tokaj	2012	0,00	0,00	0,00	0,00	0,00	0	0	0			0,00	0,00	0,00			0,00	0,00	0,00		
1,172	Tokaj és Vidéke Takarékszövetkezet, Tokaj	2007HU162PO001	specific fund	Article 44 §1 (a)	Tokaj és Vidéke Takarékszövetkezet, Tokaj	2009	0,00	0,00	0,00	0,00	0,00	0	0	0			0,00	0,00	0,00			0,00	0,00	0,00		
1,173	Tolna Megyei Vállalkozásfejlesztési Alapítvány, Szekszárd	2007HU161PO001	specific fund	Article 44 §1 (a)	Tolna Megyei Vállalkozásfejlesztési Alapítvány, Szekszárd	2011	6,87	5,84	1,03	0,00	0,00	0	0				5,99	5,99				5,09	5,09			
1,174	Tolna Megyei Vállalkozásfejlesztési Alapítvány, Szekszárd	2007HU162PO001	specific fund	Article 44 §1 (a)	Tolna Megyei Vállalkozásfejlesztési Alapítvány, Szekszárd	2011	0,28	0,24	0,04	0,00	0,00	0	0				0,25	0,25				0,22	0,22			
1,175	UniCredit Bank Hungary Zrt., Budapest	2007HU161PO001	specific fund	Article 44 §1 (a)	UniCredit Bank Hungary Zrt., Budapest	2008	1,93	1,64	0,29	0,00	0,00	0	0	0			2,03	1,94	0,09			1,71	1,64	0,07		
1,176	UniCredit Bank Hungary Zrt., Budapest	2007HU162PO001	specific fund	Article 44 §1 (a)	UniCredit Bank Hungary Zrt., Budapest	2009	0,18	0,15	0,03	0,00	0,00	0	0	0			0,32	0,18	0,14			0,27	0,15	0,12		
1,177	Vas Megye és Szombathely Város Regionális Vállalkozásfejlesztési Alapítvány Vállalkozói Központ, Szombathely	2007HU161PO001	specific fund	Article 44 §1 (a)	Vas Megye és Szombathely Város Regionális Vállalkozásfejlesztési Alapítvány Vállalkozói Központ, Szombathely	2009	5,45	4,63	0,82	0,00	0,00	0	0				4,19	4,19				3,56	3,56			
1,178	Venturio 2013. Kockázati Tőkealap, Budapest	2007HU161PO001	specific fund	Article 44 §1 (a)	Venturio 2013. Kockázati Tőkealap, Budapest	2012	0,00	0,00	0,00	0,00	0,00	0					0,00			0,00		0,00			0,00	
1,179	Veszprém Megyei Vállalkozásfejlesztési Alapítvány, Veszprém	2007HU161PO001	specific fund	Article 44 §1 (a)	Veszprém Megyei Vállalkozásfejlesztési Alapítvány, Veszprém	2008	2,42	2,06	0,36	0,00	0,00	0	0				2,42	2,42				2,05	2,05			
1,180	Volksbank Hungary Zártkörűen Működő Részvénytársaság, Budapest	2007HU162PO001	specific fund	Article 44 §1 (a)	Volksbank Hungary Zártkörűen Működő Részvénytársaság, Budapest	2009	0,35	0,30	0,05	0,00	0,00	0	0	0			0,43	0,38	0,05			0,36	0,32	0,04		
1,181	Volksbank Hungary Zrt., Budapest	2007HU161PO001	specific fund	Article 44 §1 (a)	Volksbank Hungary Zrt., Budapest	2009	1,88	1,60	0,28	0,00	0,00	0	0	0			1,96	1,88	0,08			1,66	1,60	0,06		

I. Description and identification of the entities which implement FEIs						II. Amounts of OP contributions paid to FEIs (HF or specific fund)					III. Investments made by FEIs in final recipients																			
1	2	3	4		5	6	7=8+9+10	8	9	10	11	12=13+14+15+16	13	14	15	16	17=18+19+20+21	18	19	20	21	22	23	24	25	26				
No.	Name of the fund	Operational Programme(s)	Type of FEI		Fund manager	Fund set-up	Amounts of OP contributions paid to the fund (HF or specific fund)	out of which			Management costs and fees	Total number of financial products offered	out of which				OP contributions invested in final recipients	out of which				SF contributions invested in final recipients	out of which							
			a) HF/ specific fund	b) Article 44, §1 (a) or (b) or (c)				Structural Funds	National public co-financing	National private co-financing			loans	guarantees	equity / venture capital	other products		loans	guarantees	equity / venture capital	other products		loans	guarantees	equity / venture capital	other products				
1,182	X-Tech I. Kockázati Tőkealap, Budapest	2007HU161PO001	specific fund	Article 44 §1 (a)	X-Tech I. Kockázati Tőkealap, Budapest	2012	0,00	0,00	0,00	0,00	0,00	0			0		0,00			0,00		0,00			0,00					
1,183	Zala Megyei Vállalkozásfejlesztési Alapítvány, Zalaegerszeg	2007HU161PO001	specific fund	Article 44 §1 (a)	Zala Megyei Vállalkozásfejlesztési Alapítvány, Zalaegerszeg	2008	11,12	9,45	1,67	0,00	0,00	0	0				9,03	9,03			7,68		7,68							
2	Szechenyi Capital Investment Programme and Fund, 1077 Budapest, Wesselényi u. 20-22	2007HU161PO003	specific fund	Article 44 §1 (a)	Szechenyi Capital Investment Fund Manager, CPLC (1077 Budapest, Wesselényi u. 28.) is a 100% indirectly state-owned financial agency supervised by the Hungarian Financial Supervisory Authority	2010	6,79	5,77	1,02	0,00	0,21	1			1		0,09			0,09		0,08			0,08					
		2007HU161PO004				2010	6,79	5,77	1,02	0,00	0,21	2			2		0,37			0,37		0,32			0,32					
		2007HU161PO005				2010	6,79	5,77	1,02	0,00	0,21	0			0		0,00			0,00		0,00		0,00			0,00			
		2007HU161PO006				2010	6,79	5,77	1,02	0,00	0,21	1			1		0,21			0,21			0,21		0,18			0,18		
		2007HU161PO009				2010	6,79	5,77	1,02	0,00	0,21	3			3		0,55			0,55			0,55		0,47			0,47		
		2007HU161PO011				2010	6,79	5,77	1,02	0,00	0,21	1			1		0,20			0,20			0,20		0,17			0,17		
		2007HU162PO001				2010	6,79	5,77	1,02	0,00	0,21	5			5		0,13			0,13			0,13		0,11			0,11		

Absorption of the OP contributions	level of HFs	462,75	393,34	69,41	0,00	10,73																				
	level of specific funds implemented with a HF	419,78	356,40	62,97	0,00	0,00	0	0	0	0	0	337,41	284,35	9,25	43,81	0,00	286,79	241,71	7,84	37,24	0,00					
	level of specific funds implemented without a HF	47,53	40,39	7,14	0,00	1,47	13				13	0	1,55	0,00	0,00	1,55	0,00	1,33	0,00	0,00	1,33	0,00				

I. Description and identification of the entities which implement FEIs						II. Amounts of OP contributions paid to FEIs (HF or specific fund)					III. Investments made by FEIs in final recipients																	
1	2	3	4		5	6	7=8+9+10	8	9	10	11	12=13+14+15+16	13	14	15	16	17=18+19+20+21	18	19	20	21	22	23	24	25	26		
No.	Name of the fund	Operational Programme(s)	Type of FEI		Fund manager	Fund set-up	Amounts of OP contributions paid to the fund (HF or specific fund)	out of which			Management costs and fees	Total number of financial products offered	out of which				OP contributions invested in final recipients	out of which				SF contributions invested in final recipients	out of which					
			a) HF/ specific fund	b) Article 44, §1 (a) or (b) or (c)				Structural Funds	National public co-financing	National private co-financing			loans	guarantees	equity / venture capital	other products		loans	guarantees	equity / venture capital	other products		loans	guarantees	equity / venture capital	other products		
1	JER - 050 JEREMIE SICILIA FSE LUXEMBURG	2007IT051PO003	HF	-	NESSUN ALTRO ENTE	2010	15,00	4,76	10,24	0,00	0,57																	
1,1	BANCA POPOLARE ETICA, Padova CONFESERFIDI, Scicli	2007IT051PO003	specific fund	Article 44 §1 (a)	BANCA POPOLARE ETICA, Padova CONFESERFIDI, Scicli	2012	0,00	0,00	0,00	0,00		0	0					0,00	0,00				0,00	0,00				
2	Fondo Microcredito FSE istituito dalla Regione Abruzzo con Deliberazione della Giunta Regionale n. 846 del 15/11/2010	2007IT052PO001	specific fund	Article 44 §1 (a)	Abruzzo Sviluppo S.p.A. società in house della Regione Abruzzo, così come riconosciuta dalla Commissione Europea con nota ARES 669906 del 22/06/2012	2010	22,03	8,89	13,14																			
3	JEREMIE FSE, ISTITUITO PRESSO FINLOMBARDA S.P.A. - VIA TARAMELLI, 12 - 20124 MILANO	2007IT052PO006	HF	-	JEREMIE FSE, istituito presso FINLOMBARDA s.p.a. - Via Taramelli, 12 - 20124 MILANO	2008	20,00	8,47	11,53	0,00	0,55																	
3,1	JEREMIE FSE, istituito presso FINLOMBARDA s.p.a. - Via Taramelli, 12 - 20124 MILANO	2007IT052PO006	specific fund	Article 44 §1 (a)	Finlombarda S.P.A - società soggetta a direzione e coordinamento di Regione Lombardia - Via Taramelli, 12 - 20124 MILANO		20,00	8,47	11,53	0,00	0,55	15640	7820	7820				17,00	15,64	1,36			7,21	6,63	0,58			
4	DM 23/07/2009- Fondo rotativo (inclusi Contratti di Sviluppo) - Rome	2007IT161PO006	specific fund	Article 44 §1 (a)	INVITALIA S.p.A. - Rome	2011	202,00	141,66	60,34			362	362					24,26	24,26				17,01	17,01				
5	Fondo FIT PIA Innovazione - Rome	2007IT161PO006	specific fund	Article 44 §1 (a)	MISE DGIAI ROME	2009	108,00	75,74	32,26																			
6	Fondo FIT PON Legge 46/82 - Analisi fattuale, ROME	2007IT161PO006	specific fund	Article 44 §1 (a)	MISE DGIAI ROME	2009	30,00	21,04	8,96			10	10															
7	Fondo FIT PON Legge 46/82 bando start-up, ROME	2007IT161PO006	specific fund	Article 44 §1 (a)	MISE DGIAI ROME	2009	5,00	3,51	1,49			1	1					0,30	0,30				0,21	0,21				
8	Fondo FIT PON Legge 46/82 - generalista, ROME	2007IT161PO006	specific fund	Article 44 §1 (a)	MISE DGIAI, ROME	2009	85,00	59,61	25,39			19	19															
9	Fondo FIT PON Legge 46/82 sportello REACH, Rome	2007IT161PO006	specific fund	Article 44 §1 (a)	MISE DGIAI - Rome	2009	10,00	7,01	2,99			4	4					1,26	1,26				8,83	8,83				
10	Fondo Rotativo PON Contratti di Sviluppo, Rome	2007IT161PO006	specific fund	Article 44 §1 (a)	INVITALIA Sp.A., ROME	2012	30,00	21,04	8,96																			
11	Riserva PON Ricerca e Competitività del Fondo Centrale di Garanzia - ROME	2007IT161PO006	specific fund	Article 44 §1 (a)	MedioCredito Centrale SpA - ROME	2010	150,00	105,19	44,81									0,00		0,00								

I. Description and identification of the entities which implement FEIs					II. Amounts of OP contributions paid to FEIs (HF or specific fund)						III. Investments made by FEIs in final recipients																
1	2	3	4		5	6	7=8+9+10	8	9	10	11	12=13+14+15+16	13	14	15	16	17=18+19+20+21	18	19	20	21	22	23	24	25	26	
No.	Name of the fund	Operational Programme(s)	Type of FEI		Fund manager	Fund set-up	Amounts of OP contributions paid to the fund (HF or specific fund)	out of which			Management costs and fees	Total number of financial products offered	out of which				OP contributions invested in final recipients	out of which				SF contributions invested in final recipients	out of which				
			a) HF/ specific fund	b) Article 44, §1 (a) or (b) or (c)				Structural Funds	National public co-financing	National private co-financing			loans	guarantees	equity / venture capital	other products		loans	guarantees	equity / venture capital	other products		loans	guarantees	equity / venture capital	other products	
12	JEREMIE HOLDING FUND THE EUROPEAN INVESTMENT FUND, 96, BOULEVARD KONRAD ADENAUER L-2968 LUXEMBOURG LUXEMBOURG (EIF)	2007IT161PO008	HF	-	Funded Risk Sharing Financial Instrument per la Regione Calabria Regione Calabria Via Massara, 2 88100-Catanzaro	2011	45,00	33,75	11,25	0,00	2,10																
12,1	Funded Risk Sharing Financial Instrument per la Regione Calabria Regione Calabria Via Massara, 2 88100-Catanzaro	2007IT161PO008	specific fund	Article 44 §1 (a)	Banca del Mezzogiorno - MedioCredito Centrale SpA Viale America, 351 - 00144 Roma Banco di Napoli Via Toledo 177 - 80132 Napoli		45,00	33,75	11,25	0,00	2,10																
13	JEREMIE	2007IT161PO009	HF	-	FEI	2008	90,00	45,34	44,66																		
13,1	Jeremie 007/01	2007IT161PO009	specific fund	Article 44 §1 (a)	FEI	2011	80,00	40,00	40,00	0,00	0,00	60	60				9,29	9,29				4,65	4,65				
13,2	Jeremie 007/03	2007IT161PO009	specific fund	Article 44 §1 (a)	FEI - Banca Popolare Etica e Banca Popolare di Sviluppo		9,00	4,66	4,34	0,00																	
14	JEREMIE FESR - MILANO	2007IT162PO006	HF	-	FINLOMBARDA SpA - Società finanziaria di Regione Lombardia	2008	20,00	7,93	12,07		0,60																
14,1	JEREMIE FESR - Milano	2007IT162PO006	specific fund	Article 44 §1 (a)	FINLOMBARDA SpA Società finanziaria di Regione Lombardia - Milano		20,00	7,93	12,07	0,00	0,60	40		40			7,64		7,64			6,14		6,14			
15	FONDO UNICO ANTICRISI, CAMPOBASSO	2007IT162PO008	HF	-		2009	20,00	7,35	12,65		0,48																
15,1	Fondo Unico Anticrisi, Campobasso	2007IT162PO008	specific fund	Article 44 §1 (a)	Finmolise SpA, Campobasso	2009	20,00	7,35	12,65			45		45			5,79		5,79			5,79		5,79			
16	"COSTITUZIONE DI UN FONDO DI ROTAZIONE PER IL FINANZIAMENTO AGEVOLATO DEGLI INVESTIMENTI INNOVATIVI DELLE PMI" (AZIONE 1.2.3)	2007IT162PO015	HF	-	Veneto Sviluppo S.p.A.	2009	47,50	21,82	25,68		1,35																
16,1	Costituzione di un fondo di rotazione per il finanziamento agevolato degli investimenti innovativi delle PMI	2007IT162PO015	specific fund	Article 44 §1 (a)	Veneto Sviluppo S.p.A.	2009	47,50	21,82	25,68	0,00	1,35	274	274				118,08	118,08				53,95	53,95				
17	"SISTEMA DELLE GARANZIE PER INVESTIMENTI NELL'INNOVAZIONE E PER L'IMPRENDITORIALITÀ" (AZIONE 1.2.1)	2007IT162PO015	HF	-	Confidi (Organismi consorzi di garanzia così come individuati dall' art 13 legge n. 326 del 24.11.2003 iscritti in apposita sezione dell'elenco previsto dall'art 106 o iscritti nell'elenco speciale previsto dall'art 107 del D. Lgs n 385 del 01.09.1993)	2010	25,82	11,86	13,96		0,00																

I. Description and identification of the entities which implement FEIs						II. Amounts of OP contributions paid to FEIs (HF or specific fund)					III. Investments made by FEIs in final recipients																
1	2	3	4		5	6	7=8+9+10	8	9	10	11	12=13+14+15+16	13	14	15	16	17=18+19+20+21	18	19	20	21	22	23	24	25	26	
No.	Name of the fund	Operational Programme(s)	Type of FEI		Fund manager	Fund set-up	Amounts of OP contributions paid to the fund (HF or specific fund)	out of which			Management costs and fees	Total number of financial products offered	out of which				OP contributions invested in final recipients	out of which				SF contributions invested in final recipients	out of which				
			a) HF/ specific fund	b) Article 44, §1 (a) or (b) or (c)				Structural Funds	National public co-financing	National private co-financing			loans	guarantees	equity / venture capital	other products		loans	guarantees	equity / venture capital	other products		loans	guarantees	equity / venture capital	other products	
17,1	"Sistema delle garanzie per investimenti nell'innovazione e per l'imprenditorialità" (Azione 1.2.1)	2007IT162PO015	specific fund	Article 44 §1 (a)	Confidi (Organismi consortili di garanzia così come individuati dall' art. 13 legge n. 326 del 24.11.2003 iscritti in apposita sezione dell'elenco previsto dall'art 106 o iscritti nell'elenco speciale previsto dall'art 107 del D. Lgs n 385 del 01.09.1993)	2009	35,82	16,45	19,37	0,00							114,61		114,61								
18	"PARTECIPAZIONI MINORITARIE E TEMPORANEE AL CAPITALE DI RISCHIO DI IMPRESE INNOVATIVE" (AZIONE 1.2.2)	2007IT162PO015	HF	-	Veneto Sviluppo S.p.A.	2010	15,00	6,89	8,11	0,00	1,14																
18,1	"Partecipazioni minoritarie e temporanee al Capitale di rischio di imprese innovative" (Azione 1.2.2)	2007IT162PO015	specific fund	Article 44 §1 (a)	Veneto Sviluppo S.p.A.	2010	15,00	6,89	8,11	0,00	1,14	6000000			6000000		6,00			6,00						6,00	
19	Fondo Microcredito FSE (ESF Microcredit Fund), Napoli	2007IT051PO001	specific fund	Article 44 §1 (a)	Sviluppo Campania SpA, Napoli	2012	65,00	26,00	39,00	0,00	0,00																
20	Fondo di garanzia per l'Occupazione in Calabria (DGR n. 385 del 11/08/2011) - Regione Calabria	2007IT051PO002	specific fund	Article 44 §1 (a)	Fincalabria SpA, Ente strumentale in House della Regione Calabria, Via Pugliese, 30, 88100 Catanzaro	2011	25,00		25,00	0,00	0,00	0		0			0,00		0,00						0,00		
21	il Fondo di Garanzia per il microcredito (DGR n. 843 del 14 dicembre 2009) - Regione Calabria	2007IT051PO002	specific fund	Article 44 §1 (a)	Fincalabria SpA, Ente strumentale in House della Regione Calabria, Via Pugliese, 30, 88100 Catanzaro	2009	37,00	0,00	37,00	0,00	0,40	404		404			0,00		0,00						0,00		
22	Fondo Microcredito d'Impresa, Regione Puglia	2007IT051PO005	specific fund	Article 44 §1 (a)	Puglia Sviluppo S.p.a., Modugno (BA) - Via delle Dalie	2012	30,00	12,00	18,00																		
23	Fondo di Ingegneria finanziaria di cui all'art. 44 del Reg. CE 1083/2006 - Roma	2007IT052PO007	specific fund	Article 44 §1 (a)	Banca del Mezzogiorno - MedioCredito Centrale Spa - Roma	2010	1,50	0,59	0,91	0,00	0,08	461		461			1,50		1,50						0,59		0,59
24	Fondo Microcredito FSE (ESF Microcredit Fund), Cagliari	2007IT052PO016	specific fund	Article 44 §1 (a)	SFIRS SpA, Cagliari	2009	65,50	26,20	39,30	0,00	0,57	1451	1451				34,65	34,65							0,00	0,00	
25	Fondo PISL - POIC FSE	2007IT052PO016	specific fund	Article 44 §1 (a)	SFIRS SpA, Cagliari	2011	31,00	12,40	18,60	0,00	0,14	0	0				0,00	0,00							0,00	0,00	
26	Fondo rotativo finanziamento agevolato DM 06 agosto 2010 (Linea di attività 1.2)	2007IT161PO002	specific fund	Article 44 §1 (a)	Agenzia nazionale per l'attrazione degli investimenti e lo sviluppo d'impresa - INVITALIA S.p.a. - Roma, via Calabria, 46	2010	105,00	76,47	28,53	0,00	0,00																
27	Fondo rotativo finanziamento agevolato DM 06 agosto 2010 (Linea di attività 2.1)	2007IT161PO002	specific fund	Article 44 §1 (a)	Agenzia nazionale per l'attrazione degli investimenti e lo sviluppo d'impresa - INVITALIA S.p.a. - Roma, via Calabria, 46	2010	45,00	32,77	12,23	0,00	0,00																

I. Description and identification of the entities which implement FEIs						II. Amounts of OP contributions paid to FEIs (HF or specific fund)					III. Investments made by FEIs in final recipients																
1	2	3	4		5	6	7=8+9+10	8	9	10	11	12=13+14+15+16	13	14	15	16	17=18+19+20+21	18	19	20	21	22	23	24	25	26	
No.	Name of the fund	Operational Programme(s)	Type of FEI		Fund manager	Fund set-up	Amounts of OP contributions paid to the fund (HF or specific fund)	out of which			Management costs and fees	Total number of financial products offered	out of which				OP contributions invested in final recipients	out of which				SF contributions invested in final recipients	out of which				
			a) HF/ specific fund	b) Article 44, §1 (a) or (b) or (c)				Structural Funds	National public co-financing	National private co-financing			loans	guarantees	equity / venture capital	other products		loans	guarantees	equity / venture capital	other products		loans	guarantees	equity / venture capital	other products	
28	Fondo rotativo finanziamento agevolato DM 13 dicembre 2011 (Linea di attività 1.1)	2007IT161PO002	specific fund	Article 44 §1 (a)	Agenzia nazionale per l'attrazione degli investimenti e lo sviluppo d'impresa - INVITALIA S.p.a. - Roma, via Calabria, 46	2011	70,00	50,98	19,02	0,00	0,00																
29	Riserva separata POI - Fondo centrale di garanzia (Linea di attività 1.1)	2007IT161PO002	specific fund	Article 44 §1 (a)	Unicredit Mediocredito Centrale S.p.a. - Roma, via Piemonte 51	1999	32,64	23,77	8,87	0,00	0,00																
30	Riserva separata POI - Fondo centrale di garanzia (Linea di attività 1.2)	2007IT161PO002	specific fund	Article 44 §1 (a)	Unicredit Mediocredito Centrale S.p.a. - Roma, via Piemonte 51	1999	5,71	4,16	1,55	0,00	0,00																
31	Riserva separata POI - Fondo centrale di garanzia (Linea di attività 1.4)	2007IT161PO002	specific fund	Article 44 §1 (a)	Unicredit Mediocredito Centrale S.p.a. - Roma, via Piemonte 51	1999	15,50	11,29	4,21	0,00	0,00																
32	Riserva separata POI - Fondo centrale di garanzia (Linea di attività 2.1)	2007IT161PO002	specific fund	Article 44 §1 (a)	Unicredit Mediocredito Centrale S.p.a. - Roma, via Piemonte 51	1999	8,16	5,94	2,22	0,00	0,00																
33	Riserva separata POI - Fondo centrale di garanzia (Linea di attività 2.5)	2007IT161PO002	specific fund	Article 44 §1 (a)	Unicredit Mediocredito Centrale S.p.a. - Roma, via Piemonte 51	1999	34,00	24,76	9,24	0,00	0,00																
34	Fondo di Garanzia Regionale PMI - Nuovi investimenti, ammodernamenti, sviluppo delle strutture aziendali dei settori commerciali, industriali, di servizio ed artigianali Regione Calabria Via Massara, 2 88100-Catanzaro	2007IT161PO008	specific fund	Article 44 §1 (a)	Fincalabra SPA - Via Pugliese - 88100 Catanzaro	2011	51,67	38,75	12,92	0,00	1,03						0,00		0,00			0,00			0,00		
35	FONDO REGIONALE PER IL SOSTEGNO AGLI INVESTIMENTI DELLE PMI REGIONALI ATTRAVERSO IL MEZZANINE FINANCING Regione Calabria Via Massara, 2 88100-Catanzaro	2007IT161PO008	specific fund	Article 44 §1 (a)	FINCALABRA SPA VIA Pugliese - 88100 Catanzaro	2011	25,00	18,75	6,25	0,00	0,50	9	9				1,30	1,30				0,98	0,98				
36	Accesso al credito per le PMI (The access to credit for SMEs) - Regione Puglia, via Caduti di tutte le guerre n. 15, Bari (FE6.100001)	2007IT161PO010	specific fund	Article 44 §1 (a)	CO.FIDI PUGLIA ARL, VIALE EINAUDI 51, Bari	2009	13,15	7,67	5,48	0,00	0,26	667					85,24		85,24			8,52		8,52			
37	Accesso al credito per le PMI (The access to credit for SMEs) - Regione Puglia, via Caduti di tutte le guerre n. 15, Bari (FE6.100002)	2007IT161PO010	specific fund	Article 44 §1 (a)	COFIDI COMMERCianti DI CAPITANATA SOCIETA' COOPERATIVA, VIA LUIGI MIRANDA 10, Foggia	2009	3,75	2,19	1,56	0,00	0,07	368					28,16		28,16			2,82		2,82			
38	Accesso al credito per le PMI (The access to credit for SMEs) - Regione Puglia, via Caduti di tutte le guerre n. 15, Bari (FE6.100003)	2007IT161PO010	specific fund	Article 44 §1 (a)	FIDINDUSTRIA PUGLIA, Via Amendola 172/5 c/o Ass.ne Indus.li di Bari, Bari	2009	5,08	2,96	2,12	0,00	0,10	222					43,95		43,95			4,39		4,39			

I. Description and identification of the entities which implement FEIs						II. Amounts of OP contributions paid to FEIs (HF or specific fund)					III. Investments made by FEIs in final recipients																
1	2	3	4		5	6	7=8+9+10	8	9	10	11	12=13+14+15+16	13	14	15	16	17=18+19+20+21	18	19	20	21	22	23	24	25	26	
No.	Name of the fund	Operational Programme(s)	Type of FEI		Fund manager	Fund set-up	Amounts of OP contributions paid to the fund (HF or specific fund)	out of which			Management costs and fees	Total number of financial products offered	out of which				OP contributions invested in final recipients	out of which				SF contributions invested in final recipients	out of which				
			a) HF/ specific fund	b) Article 44, §1 (a) or (b) or (c)				Structural Funds	National public co-financing	National private co-financing			loans	guarantees	equity / venture capital	other products		loans	guarantees	equity / venture capital	other products		loans	guarantees	equity / venture capital	other products	
39	Accesso al credito per le PMI (The access to credit for SMEs) - Regione Puglia, via Caduti di tutte le guerre n. 15, Bari (FE6.100004)	2007IT161PO010	specific fund	Article 44 §1 (a)	L'ARTIGIANA - COOPERATIVA ARTIGIANA DI GARANZIA DI LECCE SOCIETÀ COOPERATIVA A MUTUALITÀ PREVALENTE, via cosimo de giorgi, 22, Lecce	2009	7,30	4,26	3,04	0,00	0,15	60		60			6,69		6,69			0,67		0,67			
40	Accesso al credito per le PMI (The access to credit for SMEs) - Regione Puglia, via Caduti di tutte le guerre n. 15, Bari (FE6.100005)	2007IT161PO010	specific fund	Article 44 §1 (a)	COOPERATIVA ARTIGIANA DI GARANZIA DI BARI SOC.COOP. A R.L., VIA V. N. DE NICOLÒ, 20, Bari	2009	4,84	2,82	2,02	0,00	0,10	236		236			19,28		19,28			1,93		1,93			
41	Accesso al credito per le PMI (The access to credit for SMEs) - Regione Puglia, via Caduti di tutte le guerre n. 15, Bari (FE6.100006)	2007IT161PO010	specific fund	Article 44 §1 (a)	ARTIGIANFIDI SOCIETÀ COOPERATIVA A R. L. , VIA NICOLA DE NICOLÒ 20, Bari	2009	6,16	3,59	2,57	0,00	0,12	217		217			21,79		21,79			2,18		2,18			
42	Accesso al credito per le PMI (The access to credit for SMEs) - Regione Puglia, via Caduti di tutte le guerre n. 15, Bari (FE6.100007)	2007IT161PO010	specific fund	Article 44 §1 (a)	SOCIETÀ GARANZIA COMMERCIALI S. COOP. A R.L., Via Berardi n. 8, Taranto	2009	5,83	3,40	2,43	0,00	0,12	175		175			18,18		18,18			1,82		1,82			
43	Accesso al credito per le PMI (The access to credit for SMEs) - Regione Puglia, via Caduti di tutte le guerre n. 15, Bari (FE6.100008)	2007IT161PO010	specific fund	Article 44 §1 (a)	CNA SOCIETÀ COOPERATIVA ARTIGIANA DI GARANZIA DI CREDITO A R.L., via Tor Pisana 102, Brindisi	2009	3,88	2,26	1,62	0,00	0,08	55		55			3,97		3,97			0,40		0,40			
44	Accesso al credito per le PMI (The access to credit for SMEs) - Regione Puglia, via Caduti di tutte le guerre n. 15, Bari (FE6.103891)	2007IT161PO010	specific fund	Article 44 §1 (a)	Co.Fidi Puglia soc coop a.r.l. - Via L. Einaudi, 51 - Bari	2012	15,45	9,01	6,44		0,31	0		0													
45	Accesso al credito per le PMI (The access to credit for SMEs) - Regione Puglia, via Caduti di tutte le guerre n. 15, Bari (FE6.103893)	2007IT161PO010	specific fund	Article 44 §1 (a)	Artigianfidi Puglia soc. coop. r.l. - Via N. De Nicolò, 20 - Bari	2012	11,75	6,85	4,90		0,23	0		0													
46	Accesso al credito per le PMI (The access to credit for SMEs) - Regione Puglia, via Caduti di tutte le guerre n. 15, Bari (FE6.103894)	2007IT161PO010	specific fund	Article 44 §1 (a)	Fidindustria Puglia Consorzio Fidi - Via Amendola, 172/5 - Bari	2012	11,35	6,62	4,73		0,23	0		0													
47	Accesso al credito per le PMI (The access to credit for SMEs) - Regione Puglia, via Caduti di tutte le guerre n. 15, Bari (FE6.103895)	2007IT161PO010	specific fund	Article 44 §1 (a)	Confidi ConfCommercio Puglia - Via Berardi, 8 - Taranto	2012	11,44	6,67	4,77		0,23	0		0													



I. Description and identification of the entities which implement FEIs						II. Amounts of OP contributions paid to FEIs (HF or specific fund)					III. Investments made by FEIs in final recipients																
1	2	3	4		5	6	7=8+9+10	8	9	10	11	12=13+14+15+16	13	14	15	16	17=18+19+20+21	18	19	20	21	22	23	24	25	26	
No.	Name of the fund	Operational Programme(s)	Type of FEI		Fund manager	Fund set-up	Amounts of OP contributions paid to the fund (HF or specific fund)	out of which			Management costs and fees	Total number of financial products offered	out of which				OP contributions invested in final recipients	out of which				SF contributions invested in final recipients	out of which				
			a) HF/ specific fund	b) Article 44, §1 (a) or (b) or (c)				Structural Funds	National public co-financing	National private co-financing			loans	guarantees	equity / venture capital	other products		loans	guarantees	equity / venture capital	other products		loans	guarantees	equity / venture capital	other products	
48	Aiuti in forma di controgaranzia del credito erogato in favore di micro imprese e PMI - Regione Puglia, Via caduti di tutte le guerre, 15 - Bari (FE6.103357)	2007IT161PO010	specific fund	Article 44 §1 (a)	Puglia Sviluppo S.p.A. - via delle Delle angolo via delle Petunie zona industriale - 70026 Modugno (BA) - P.Iva 01751950732	2011	40,00	23,32	16,68	0,00	0,80	0					0,00					0,00					0,00
49	"Fondo di garanzia - PO FESR Basilicata 2007-2013 - DGR n. 2124 del 15.12.2009", Potenza	2007IT161PO012	specific fund	Article 44 §1 (a)	Sviluppo Basilicata SpA, Potenza	2009	35,00	16,69	18,31	0,00	0,70	3					0,10					0,04					0,04
50	Fondo di rotazione Por Fesr Abruzzo 2007-2013 - Attività 1.2.2 del Por "Aiuti alle piccole nuove imprese innovative" - Attività 1.2.4 del por "Azioni pre migliorare le capacità di accesso al credito da parte delle PMI	2007IT162PO001	specific fund	Article 44 §1 (a)	ATI Fira - Via Ferrari 155, 65100 Pescara	2012	27,50	11,13	16,37								0,00			0,00		0,00					0,00
51	"Fondo di Garanzia per le PMI" ("Guarantee Fund for SMEs")	2007IT162PO003	specific fund	Article 44 §1 (a)	Consortium: "Compettività e Sviluppo FVG"; Lead Partner: Confidimprese FVG" - Via Savorgnana, 27 33100 - Udine - Italy	2010	22,00	5,39	16,61	0,00	0,06	32					6,08					1,49					1,49
52	Asse I - Nuovo Fondo di Ingegneria finanziaria a favore delle PMI a valere sul POR FESR Lazio 2007-2013. Sviluppo Lazio SpA. Via Vincenzo Bellini 22 00198 ROMA	2007IT162PO004	specific fund	Article 44 §1 (a)	Sviluppo Lazio SpA. Via Vincenzo Bellini 22 00198 ROMA	2011	80,00	40,00	40,00																		
53	Fondo di Garanzia sotto forma di fondo rischi (Attività 1.5.1 Potenziamento dei Confidi) gestito da CONFIDINSIEME ATI	2007IT162PO004	specific fund	Article 44 §1 (a)	CONFIDINSIEME ATI_ presso COOPFIDI, Via Massaia 33, Roma	2010	6,00	3,00	3,00		0,12																
54	Fondo di capitale di rischio POR I.3 Lazio Aiuto di Stato n. 722/2009 Italia (Lazio) come modificato dall'Aiuto di Stato SA. 32525 (2011/N) Italia (Lazio)- Fi.La.S. - Società Finanziaria Laziale di Sviluppo S.p.A. - Roma	2007IT162PO004	specific fund	Article 44 §1 (a)	Fi.La.S. - Società Finanziaria Laziale di Sviluppo S.p.A. - Roma		20,00	10,00	10,00		0,78	9					5,34					3,43					3,43
55	Fondo di Garanzia sotto forma di fondo rischi (Attività 1.5.1 Potenziamento dei Confidi) gestito FIDIMPRESA LAZIO SOCIETA' COOPERATIVA PER AZIONI VIA NOALE 206 ROMA	2007IT162PO004	specific fund	Article 44 §1 (a)	FIDIMPRESA LAZIO SOCIETA' COOPERATIVA PER AZIONI VIA NOALE 206 ROMA	2010	4,00	2,00	2,00		0,08	6					0,49					0,05					0,05

I. Description and identification of the entities which implement FEIs						II. Amounts of OP contributions paid to FEIs (HF or specific fund)					III. Investments made by FEIs in final recipients																
1	2	3	4		5	6	7=8+9+10	8	9	10	11	12=13+14+15+16	13	14	15	16	17=18+19+20+21	18	19	20	21	22	23	24	25	26	
No.	Name of the fund	Operational Programme(s)	Type of FEI		Fund manager	Fund set-up	Amounts of OP contributions paid to the fund (HF or specific fund)	out of which			Management costs and fees	Total number of financial products offered	out of which				OP contributions invested in final recipients	out of which				SF contributions invested in final recipients	out of which				
			a) HF/ specific fund	b) Article 44, §1 (a) or (b) or (c)				Structural Funds	National public co-financing	National private co-financing			loans	guarantees	equity / venture capital	other products		loans	guarantees	equity / venture capital	other products		loans	guarantees	equity / venture capital	other products	
56	Fondo di garanzia a favore delle PMI interessate dai P.L.U.S. (Piani Locali e Urbani di Sviluppo) - Roma, Italia	2007IT162PO004	specific fund		Unionfidi Lazio S.p.A., Roma - Italia	2012	2,50	1,25	1,25																		
57	FINANZIARIA LIGURE PER LO SVILUPPO ECONOMICO - F.I.L.S.E. S.P.A. VIA PESCHIERA 16 - GENOVA ITALIA - FONDO PRESTITI RIMBORSABILI	2007IT162PO005	specific fund	Article 44 §1 (a)	FINANZIARIA LIGURE PER LO SVILUPPO ECONOMICO - F.I.L.S.E. S.P.A. VIA PESCHIERA 16 - GENOVA ITALIA	2011	26,00	7,38	18,62	0,00	0,00	0	0				0,00	0,00									
58	UNICREDIT BANCA S.P.A. - VIA ALESSANDRO SPECCHI 16 - ROMA ITALIA - FONDO PRESTITI PARTECIPATIVI	2007IT162PO005	specific fund	Article 44 §1 (a)	UNICREDIT BANCA S.P.A. - VIA ALESSANDRO SPECCHI 16 - ROMA ITALIA	2011	20,00	3,17	6,83	10,00	0,00	5					0,62					0,20				0,20	
59	LIGURCAPITAL S.P.A. PIAZZA DANTE 8/9 GENOVA ITALIA - FONDO CAPITALE DI RISCHIO	2007IT162PO005	specific fund	Article 44 §1 (a)	LIGURCAPITAL S.P.A. PIAZZA DANTE 8/9 GENOVA ITALIA	2012	20,00	6,34	13,66	0,00	0,00	0					0,00					0,00				0,00	
60	Made in Lombardy - Milano	2007IT162PO006	specific fund	Article 44 §1 (a)	Finlombarda SpA Società finanziaria di Regione Lombardia-Milano	2009	33,00	13,08	19,92		0,54	95		95			61,66		61,66			24,44		24,44			
61	FRIM Fesr - Milano	2007IT162PO006	specific fund	Article 44 §1 (a)	FINLOMBARDA SpA Società Finanziaria di Regione Lombardia-Milano	2008	43,00	17,05	25,95		0,75	82	82				6,66	6,66				2,64	2,64				
62	FRIM Fesr -MIUR Regione Lombardia Milano	2007IT162PO006	specific fund	Article 44 §1 (a)	Finlombarda SpA Società Finanziaria di Regione Lombardia-Milano	2008	30,83	12,22	18,61			0	0				0,00	0,00				0,00	0,00				
63	Fondo di Ingegneria Finanziaria della Regione Marche	2007IT162PO007	specific fund	Article 44 §1 (a)	Medio Credito Centrale - SpA, Roma	2010	10,25	4,01	6,24		0,35																
64	Fondo di riassicurazione per l'artigianato piemontese. Torino	2007IT162PO011	specific fund	Article 44 §1 (a)	Artigiancassa Spa, Torino	2009	10,00	3,96	6,04		0,00	1					58,12				58,12	23,00					23,00
65	Fondo di garanzia per le PMI per lo smobilizzo dei crediti verso gli enti locali. Torino	2007IT162PO011	specific fund	Article 44 §1 (a)	Finpiemonte Spa, società finanziaria pubblica, Torino	2011	20,00	7,91	12,09		0,01	27		27			3,43		3,43			1,36		1,36			
66	Fondo di riassicurazione per le PMI non artigiane. Torino	2007IT162PO011	specific fund	Article 44 §1 (a)	Finpiemonte Spa, società finanziaria pubblica, Torino	2009	25,00	9,89	15,11		0,08	1					102,68				102,68	40,63					40,63
67	POR CReO FESR Regione Toscana 2007-2013. Fondo Unico Rotativo per prestiti - Sezioni Industria e Cooperazione	2007IT162PO012	specific fund	Article 44 §1 (a)	Fidi Toscana Spa (per le Sezioni Industria e Cooperazione) - Firenze	2011	51,37	20,32	31,05	0,00	0,00	58	58				15,91	15,91				6,30	6,30				

I. Description and identification of the entities which implement FEIs						II. Amounts of OP contributions paid to FEIs (HF or specific fund)					III. Investments made by FEIs in final recipients															
1	2	3	4		5	6	7=8+9+10	8	9	10	11	12=13+14+15+16	13	14	15	16	17=18+19+20+21	18	19	20	21	22	23	24	25	26
No.	Name of the fund	Operational Programme(s)	Type of FEI		Fund manager	Fund set-up	Amounts of OP contributions paid to the fund (HF or specific fund)	out of which			Management costs and fees	Total number of financial products offered	out of which				OP contributions invested in final recipients	out of which				SF contributions invested in final recipients	out of which			
			a) HF/ specific fund	b) Article 44, §1 (a) or (b) or (c)				Structural Funds	National public co-financing	National private co-financing			loans	guarantees	equity / venture capital	other products		loans	guarantees	equity / venture capital	other products		loans	guarantees	equity / venture capital	other products
68	POR Fesr Toscana 2007-2013. Fondo Toscana Innovazione - Firenze	2007IT162PO012	specific fund	Article 44 §1 (a)	Sici - Sviluppo Imprese Centro Italia S.g.r. S.p.A. Viale Mazzini, 50132 Firenze	2008	21,99	2,19	5,48	14,32	0,21	17			17		7,06			7,06		2,02			2,02	
69	POR Fesr Toscana 2007-2013. Interventi a sostegno della patrimonializzazione dei confidi - Firenze	2007IT162PO012	specific fund	Article 44 §1 (a)	DD130/2009 e DD3386/2011: Artigiancredito Toscano s.cc Firenze; Italia Comfidi scari Firenze; Confidi imprese toscane società cooperativa Firenze; Cooperfidi Italia società cooperativa di garanzia dei fidi Firenze; Eurofidi soc.cons.Fidi Spa Torino	2010	7,10	2,09	5,01	0,00	0,00	42		42			7,01			7,01		2,07			2,07	
70	POR Fesr Toscana 2007-2013. Interventi di garanzia - Firenze	2007IT162PO012	specific fund	Article 44 §1 (a)	Fidi Toscana Spa Firenze - Regione Toscana	2009	33,00	11,34	21,66	0,00	0,27	1600		1600			30,34			30,34		10,42			10,42	
71	Servizi finanziari alle piccole e medie imprese	2007IT162PO013	specific fund	Article 44 §1 (a)	ATI PRISMA 2 -CAPOFILA GEPAFIN	2009	36,08	9,48	12,52	14,08	1,90	79		57	22		5,42		0,73	4,69		1,29		0,28	1,01	
72	Fondo regionale di cogaranzia e controgaranzia per le PMI operanti in Sardegna - Cagliari	2007IT162PO016	specific fund	Article 44 §1 (a)	SFIRS spa - Cagliari	2009	233,20	164,65	68,55	0,00	1,08						75,47			75,47		53,28			53,28	
73	Fondo regionale per la reindustrializzazione nelle aree industriali (FRAI)	2007IT162PO016	specific fund	Article 44 §1 (a)	SFIRS spa - Cagliari	2010	34,00	24,01	9,99	0,00	0,01	1	1				5,00	5,00				3,53	3,53			
74	Ingenium Sardegna, Sardegna	2007IT162PO016	specific fund	Article 44 §1 (a)	Zernike Meta-Ventures S.p.A. - Terni	2009	17,00	6,00	2,50	8,50	0,41	0			0		16,99			16,99		6,00			6,00	
75	JESSICA	2007IT161PO009	HF	-	BEI	2011	100,00	53,37	46,63																	
75,1	Jessica	2007IT161PO009	specific fund	Article 44 §1 (b)	BEI - Equiter - Banco di Napoli e Banca Impresa		100,00	53,37	46,63	0,00																
76	JESSICA HOLDING FUND SARDEGNA 2007- 2013 CAGLIARI	2007IT162PO016	HF	-	no other bodies	2011	70,00	34,65	35,35	0,00	1,41															
76,1	Banco di Sardegna -I- MA Sardinia, Cagliari, Sviluppo Urbano	2007IT162PO016	specific fund	Article 44 §1 (b)	Banco di Sardegna, Cagliari		5,00	2,25	2,75	0,00	0,43															
76,2	Fondo Sardegna Energia -I- MA Sardinia, Cagliari	2007IT162PO016	specific fund	Article 44 §1 (b)	EQUITER Spa, Turin		33,11	17,88	15,23	0,00	0,28															
77	FONDO ENERGIA, CAMPOBASSO	2007IT162PO008	HF	-			13,37	4,91	8,46																	

I. Description and identification of the entities which implement FEIs						II. Amounts of OP contributions paid to FEIs (HF or specific fund)					III. Investments made by FEIs in final recipients																
1	2	3	4		5	6	7=8+9+10	8	9	10	11	12=13+14+15+16	13	14	15	16	17=18+19+20+21	18	19	20	21	22	23	24	25	26	
No.	Name of the fund	Operational Programme(s)	Type of FEI		Fund manager	Fund set-up	Amounts of OP contributions paid to the fund (HF or specific fund)	out of which			Management costs and fees	Total number of financial products offered	out of which				OP contributions invested in final recipients	out of which				SF contributions invested in final recipients	out of which				
			a) HF/ specific fund	b) Article 44, §1 (a) or (b) or (c)				Structural Funds	National public co-financing	National private co-financing			loans	guarantees	equity / venture capital	other products		loans	guarantees	equity / venture capital	other products		loans	guarantees	equity / venture capital	other products	
77,1	Fondo Energia, Campobasso	2007IT162PO008	specific fund	Article 44 §1 (c)	Finmolise SpA, Campobasso	2011	13,37	4,91	8,46																		
78	FONDO DI ROTAZIONE PER INVESTIMENTI FINALIZZATI AL CONTENIMENTO DEI CONSUMI ENERGETICI ( AZIONE 2.1.3)	2007IT162PO015	HF	-	Veneto Sviluppo S.p.A.	2012	15,00	6,89	8,11	0,00	0,00																
78,1	Fondo di rotazione per investimenti finalizzati al contenimento dei consumi energetici ( Azione 2.1.3)	2007IT162PO015	specific fund	Article 44 §1 (c)	Veneto Sviluppo spa	2012	15,00	6,89	8,11	0,00																	
79	Fondo di Sostegno e Garanzia FSE - Via Centomani,11 - 85100 Potenza	2007IT051PO004	specific fund	Article 44 §1 (c)	Sviluppo Basilicata - Società soggetta alla direzione e coordinamento della Regione Basilicata Unico azionista Via Centomani, 11 - 85100 Potenza	2009	15,00	6,00	9,00		3,48	33	33				0,00	0,00				0,00	0,00				
80	Asse II_ Nuovo Fondo di Ingegneria finanziaria a favore delle PMI a valere sul POR FESR Lazio 2007-2013. Sviluppo Lazio SpA. Via Vincenzo Bellini 22 00198 ROMA	2007IT162PO004	specific fund	Article 44 §1 (c)	Sviluppo Lazio SpA. Via Vincenzo Bellini 22 00198 ROMA	2011	50,00	25,00	25,00																		

Absorption of the OP contributions	level of HFs	496,69	247,99	248,70	0,00	8,20																					
	level of specific funds implemented with a HF	458,80	232,62	226,18	0,00	6,45	6016059	8154	7905	6000000		278,41	143,01	129,40	6,00		83,74	65,23	12,51	6,00							
	level of specific funds implemented without a HF	2363,51	1335,70	980,91	46,90	16,35	6812	2030	4727	53	2,00	698,91	89,34	414,07	34,70	160,80	232,54	39,50	116,75	12,66	63,63						

I. Description and identification of the entities which implement FEIs						II. Amounts of OP contributions paid to FEIs (HF or specific fund)					III. Investments made by FEIs in final recipients																
1	2	3	4		5	6	7=8+9+10	8	9	10	11	12=13+14+15+16	13	14	15	16	17=18+19+20+21	18	19	20	21	22	23	24	25	26	
No.	Name of the fund	Operational Programme(s)	Type of FEI		Fund manager	Fund set-up	Amounts of OP contributions paid to the fund (HF or specific fund)	out of which			Management costs and fees	Total number of financial products offered	out of which				OP contributions invested in final recipients	out of which				SF contributions invested in final recipients	out of which				
			a) HF/ specific fund	b) Article 44, §1 (a) or (b) or (c)				Structural Funds	National public co-financing	National private co-financing			loans	guarantees	equity / venture capital	other products		loans	guarantees	equity / venture capital	other products		loans	guarantees	equity / venture capital	other products	
1	ENTERPRENEURSHIP PROMOTIONS FUND, VILNIUS	2007LT051PO001	HF	-	UAB „Investicijų ir verslo garantijos“, Lithuania, Vilnius	2009	14,48	14,48	0,00	0,00	0,36																
1,1	Promoting Entrepreneurship, Vilnius	2007LT051PO001	specific fund	Article 44 §1 (a)	Consortium of Credit unions, Kaunas	2010	6,73	6,73	0,00	0,00	0,85	380	380					6,31	6,31					5,68	5,68		
2	JESSICA KONTROLIUOJANTYSI S FONDAS (JESSICA HF LITHUANIA, 98 - 100 BLVD KONRAD ADENAUER, L-2950 LUXEMBOURG)	2007LT161PO001	HF	-	Kontroliuojančio fondo valdytojas - Europos investicijų bankas (EIB), todėl šiam lauke informacija neteikiama	2009	149,41	127,00	22,41	0,00	4,49																
2,1	Loan fund (AB Šiaulių bankas Tilžės g. 149 LT-76348 Šiauliai Contract 25596)	2007LT161PO001	specific fund	Article 44 §1 (b)	AB Šiaulių bankas Tilžės g. 149 LT-76348 Šiauliai Contract 25596	2010	6,00	6,00	0,00	0,00	0,03	18	18					2,24	2,24					2,24	2,24		
2,2	Loan fund (AB Šiaulių bankas Tilžės g. 149 LT-76348 Šiauliai Contract 25879)	2007LT161PO001	specific fund	Article 44 §1 (b)	AB Šiaulių bankas Tilžės g. 149 LT-76348 Šiauliai Contract 25879	2010	10,00	10,00	0,00	0,00	0,04	37	37					2,21	2,21					2,21	2,21		
2,3	Loan fund (AB SEB bankas Gedimino pr. 12 LT-01103 Vilnius Contract 26016)	2007LT161PO001	specific fund	Article 44 §1 (b)	AB SEB bankas Gedimino pr. 12 LT-01103 Vilnius Contract 26016	2011	6,00	6,00	0,00	0,00	0,00	42	42					0,29	0,29					0,29	0,29		
2,4	Loan fund ("Swedbank", AB Konstitucijos pr. 20A LT-03502 Vilnius Contract 25747)	2007LT161PO001	specific fund	Article 44 §1 (b)	"Swedbank", AB Konstitucijos pr. 20A LT-03502 Vilnius Contract 25747	2010	6,00	6,00	0,00	0,00	0,01	494	494					2,16	2,16					2,16	2,16		
3	INVEGA FUND, VILNIUS	2007LT161PO002	HF	-	UAB „Investicijų ir verslo garantijos“, Lithuania, Vilnius	2009	60,82	60,82	0,00	0,00	0,74																
3,1	Open Credit Fund (AS UniCredit Bank Lietuvos branch)	2007LT161PO002	specific fund	Article 44 §1 (a)	AS UniCredit Bank Lietuvos branch	2012	0,00	0,00	0,00	0,00	0,00							0,00	0,00					0,00	0,00		
3,2	Open Credit Fund (AB bank Citadele, Vilnius)	2007LT161PO002	specific fund	Article 44 §1 (a)	AB bank Citadele, Vilnius	2009	4,33	4,33	0,00	0,00	0,00	32	32					4,33	4,33					4,33	4,33		
3,3	Open Credit Fund (AB bank FINASTA, Vilnius)	2007LT161PO002	specific fund	Article 44 §1 (a)	AB bank FINASTA, Vilnius	2009	0,11	0,11	0,00	0,00	0,00	1	1					0,11	0,11					0,11	0,11		
3,4	Open Credit Fund (BAB bank SNORAS, Vilnius)	2007LT161PO002	specific fund	Article 44 §1 (a)	BAB bank SNORAS, Vilnius	2009	2,37	2,37	0,00	0,00	0,00	13	13					2,37	2,37					2,37	2,37		
3,5	Open Credit Fund (AB DnB Bank, Vilnius)	2007LT161PO002	specific fund	Article 44 §1 (a)	AB DnB Bank, Vilnius	2009	0,00	0,00	0,00	0,00	0,00	0	0					0,00	0,00					0,00	0,00		
3,6	Open Credit Fund (AB Šiaulių bank, Šiauliai)	2007LT161PO002	specific fund	Article 44 §1 (a)	AB Šiaulių bank, Šiauliai	2009	2,36	2,36	0,00	0,00	0,00	13	13					2,36	2,36					2,36	2,36		
3,7	Open Credit Fund (AB Ūkio bank, Kaunas)	2007LT161PO002	specific fund	Article 44 §1 (a)	AB Ūkio bank, Kaunas	2009	13,05	13,05	0,00	0,00	0,00	121	121					13,05	13,05					13,05	13,05		
3,8	Open Credit Fund (UAB Medicinos bank, Vilnius)	2007LT161PO002	specific fund	Article 44 §1 (a)	UAB Medicinos bank, Vilnius	2009	6,35	6,35	0,00	0,00	0,00	66	66					6,35	6,35					6,35	6,35		

I. Description and identification of the entities which implement FEIs						II. Amounts of OP contributions paid to FEIs (HF or specific fund)					III. Investments made by FEIs in final recipients																
1	2	3	4		5	6	7=8+9+10	8	9	10	11	12=13+14+15+16	13	14	15	16	17=18+19+20+21	18	19	20	21	22	23	24	25	26	
No.	Name of the fund	Operational Programme(s)	Type of FEI		Fund manager	Fund set-up	Amounts of OP contributions paid to the fund (HF or specific fund)	out of which			Management costs and fees	Total number of financial products offered	out of which				OP contributions invested in final recipients	out of which				SF contributions invested in final recipients	out of which				
			a) HF/ specific fund	b) Article 44, §1 (a) or (b) or (c)				Structural Funds	National public co-financing	National private co-financing			loans	guarantees	equity / venture capital	other products		loans	guarantees	equity / venture capital	other products		loans	guarantees	equity / venture capital	other products	
3,9	Small loans to SMEs (AB bank Citadele, Vilnius)	2007LT161PO002	specific fund	Article 44 §1 (a)	AB bank Citadele, Vilnius	2009	4,20	4,20	0,00	0,00	0,00	171	171				4,20	4,20				4,20	4,20				
3,1	Small loans to SMEs (AB Šiaulių bank, Šiauliai)	2007LT161PO002	specific fund	Article 44 §1 (a)	AB Šiaulių bank, Šiauliai	2009	10,14	10,14	0,00	0,00	0,00	298	298				10,14	10,14				10,14	10,14				
3,11	Small loans to SMEs (AB Ūkio bank, Kaunas)	2007LT161PO002	specific fund	Article 44 §1 (a)	AB Ūkio bank, Kaunas	2009	7,53	7,53	0,00	0,00	0,00	227	227				7,53	7,53				7,53	7,53				
3,12	Small loans to SMEs (UAB Medicinos bank, Vilnius)	2007LT161PO002	specific fund	Article 44 §1 (a)	UAB Medicinos bank, Vilnius	2009	5,65	5,65	0,00	0,00	0,00	202	202				5,65	5,65				5,65	5,65				
4	JER 004 JEREMIE HOLDING FUND, LITHUANIA	2007LT161PO002	HF	-	European Investment Fund, 15 Avenue J.F. Kennedy, Luxembourg	2008	169,97	169,97	0,00	0,00	5,98																
4,1	First Loss Portfolio Guarantee for Leasing (SIA Unicredit Leasing Lithuanian Branch Vilnius)	2007LT161PO002	specific fund	Article 44 §1 (a)	SIA Unicredit Leasing Lithuanian Branch Vilnius	2012	0,00	0,00	0,00	0,00	0,00	9		9			0,28		0,28			0,28		0,28			
4,2	Practica Seed Capital KUB, Vilnius Lithuania	2007LT161PO002	specific fund	Article 44 §1 (a)	Practica Seed Partners UAB & Practica Seed Partners 2 UAB, Vilnius Lithuania	2012	0,40	0,40	0,00	0,00	0,12	4			4		0,18			0,18		0,18			0,18		
4,3	Practica Venture Capital KUB, Vilnius Lithuania	2007LT161PO002	specific fund	Article 44 §1 (a)	Practica Venture Partners UAB & Practica Venture Partners 2 UAB, Vilnius Lithuania	2012	0,11	0,11	0,00	0,00	0,11	0			0		0,00			0,00		0,00			0,00		
4,4	Business Angels Co-investment Fund I KUB Vilnius, Lithuania	2007LT161PO002	specific fund	Article 44 §1 (a)	UAB MES Invest, limited liability company, Lithuania	2010	2,67	2,67	0,00	0,00	0,76	16			16		1,91			1,91		1,91			1,91		
4,5	First Loss Portfolio Guarantee (AB Siauliu Bankas, Lithuania)	2007LT161PO002	specific fund	Article 44 §1 (a)	AB Siauliu Bankas, commercial bank, Lithuania	2011	0,00	0,00	0,00	0,00	0,00	86		86			1,27		1,27			1,27		1,27			
4,6	First Loss Portfolio Guarantee (Nordea Bank Finland Plc, Lithuania)	2007LT161PO002	specific fund	Article 44 §1 (a)	Nordea Bank Finland Plc, Lithuanian Branch, Branch of a commercial bank, Lithuania	2011	0,00	0,00	0,00	0,00	0,00	21		21			0,79		0,79			0,79		0,79			
4,7	Funded Risk Sharing Product (AB SEB bankas)	2007LT161PO002	specific fund	Article 44 §1 (a)	AB SEB bankas, commercial bank, Vilnius Lithuania	2009	27,90	27,90	0,00	0,00	0,52	242	242				23,68	23,68				23,68	23,68				
4,8	Funded Risk Sharing Product (AB Siauliu bankas)	2007LT161PO002	specific fund	Article 44 §1 (a)	AB Siauliu Bankas, commercial bank, Šiauliai Lithuania	2010	30,31	30,31	0,00	0,00	0,66	212	212				20,43	20,43				20,43	20,43				
4,9	Funded Risk Sharing Product (AB Swedbank)	2007LT161PO002	specific fund	Article 44 §1 (a)	AB Swedbank, commercial bank, Vilnius Lithuania	2010	9,94	9,94	0,00	0,00	0,19	59	59				6,71	6,71				6,71	6,71				
4,10	Lithuanian SME Fund KUB, Vilnius, Lithuania	2007LT161PO002	specific fund	Article 44 §1 (a)	UAB BaltCap Management, limited liability company, Lithuania	2010	4,79	4,79	0,00	0,00	0,95	6			6		3,83			3,83		3,83			3,83		
4,11	LitCapital I KUB Vilnius, Lithuania	2007LT161PO002	specific fund	Article 44 §1 (a)	UAB LitCapital Management, limited liability company, Lithuania	2010	3,84	3,84	0,00	0,00	0,77	5			5		3,09			3,09		3,09			3,09		
5	Guarantee fund, Lithuania, Vilnius	2007LT161PO002	specific fund	Article 44 §1 (a)	UAB "Investicijų ir verslo garantijos" (INVEGA), Vilnius, Lithuania	2009	26,07	26,07	0,00	0,00	1,34	1952		1952			52,98			52,98		52,98		52,98			

Absorption of the OP contributions	level of HFs	394,68	372,27	22,41	0,00	11,57																					
	level of specific funds implemented with a HF	170,78	170,78	0,00	0,00	5,01	2775	2628	116	31		131,47	120,12	2,34	9,01		130,84	119,49	2,34	9,01							
	level of specific funds implemented without a HF	26,07	26,07	0,00	0,00	1,34	1952		1952			52,98		52,98			52,98			52,98		52,98		52,98			

I. Description and identification of the entities which implement FEIs						II. Amounts of OP contributions paid to FEIs (HF or specific fund)					III. Investments made by FEIs in final recipients															
1	2	3	4		5	6	7=8+9+10	8	9	10	11	12=13+14+15+16	13	14	15	16	17=18+19+20+21	18	19	20	21	22	23	24	25	26
No.	Name of the fund	Operational Programme(s)	Type of FEI		Fund manager	Fund set-up	Amounts of OP contributions paid to the fund (HF or specific fund)	out of which			Management costs and fees	Total number of financial products offered	out of which				OP contributions invested in final recipients	out of which				SF contributions invested in final recipients	out of which			
			a) HF/specific fund	b) Article 44, §1 (a) or (b) or (c)				Structural Funds	National public co-financing	National private co-financing			loans	guarantees	equity / venture capital	other products		loans	guarantees	equity / venture capital	other products		loans	guarantees	equity / venture capital	other products
1	„Support to Self-employment and Business Start-ups”	2007LV051PO001	specific fund	Article 44 §1 (a)	Mortgage and Land bank of Latvia, State JSC, Latvia	2009	32,81	17,31	3,06	12,44	5,86	2489	826			1663	17,25	12,28			4,97	9,13	4,90			4,23
2	JEREMIE HOLDING FUND LATVIA; LATVIA	2007LV161PO001	HF	-	Latvian Guarantee Agency, Ltd, Latvia	2008	153,50	83,28	8,22	62,00	3,40															
2,1	Baltcap Latvia Venture Capital Fund KS, Latvia	2007LV161PO001	specific fund	Article 44 §1 (a)	Baltcap Management Latvia, Ltd, Latvia	2010	8,00	7,28	0,72	0,00	1,53	8			8		5,34			5,34		4,86			4,86	
2,2	Imprimatur Capital Seed Fund KS, Latvia	2007LV161PO001	specific fund	Article 44 §1 (a)	Imprimatur Capital Fund Management, Ltd, Latvia	2010	1,47	1,34	0,13	0,00	0,31	10			10		0,98			0,98		0,89			0,89	
2,3	Imprimatur Capital Technology Venture Fund KS, Latvia	2007LV161PO001	specific fund	Article 44 §1 (a)	Imprimatur Capital Fund Management, Ltd, Latvia	2010	0,89	0,81	0,08	0,00	0,25	3			3		0,64			0,64		0,58			0,58	
2,4	SEB Bank Loan instrument, Latvia	2007LV161PO001	specific fund	Article 44 §1 (a)	SEB Banka, SC, Latvia	2010	4,79	4,36	0,43	0,00	0,08	15	15				3,93	3,93				3,58	3,58			
2,5	Swedbank Loan instrument, Latvia	2007LV161PO001	specific fund	Article 44 §1 (a)	Swedbank, SC, Latvia	2010	3,64	3,31	0,33	0,00	0,06	17	17				3,20	3,20				2,91	2,91			
3	Mezzanine loans; Latvia	2007LV161PO001	specific fund	Article 44 §1 (a)	Latvian Guarantee Agency, Ltd, Latvia	2011	25,23	15,18	10,05	0,00	0,09	3	3				1,26	1,26				0,76	0,76			
4	ERDF Promotional Programme for Improvement of Competitiveness of Businesses	2007LV161PO001	specific fund	Article 44 §1 (a)	Mortgage and Land bank of Latvia, State JSC, Latvia	2009	86,31	57,36	7,31	21,64	1,34	63	63				62,35	62,35				40,92	40,92			
5	Guarantees for development of enterprise competitiveness; Latvia	2007LV161PO001	specific fund	Article 44 §1 (a)	Latvian Guarantee Agency, Ltd, Latvia	2009	28,46	28,46	0,00	0,00	1,06	377		377			26,29		26,29			26,29		26,29		

Absorption of the OP contributions	level of HFs	153,50	83,28	8,22	62,00	3,40																				
	level of specific funds implemented with a HF	18,79	17,10	1,69	0,00	2,23	53	32		21		14,09	7,13		6,96		12,82	6,49		6,33						
	level of specific funds implemented without a HF	172,81	118,31	20,42	34,08	8,35	2932	892	377		1663	107,15	75,89	26,29		4,97	77,10	46,58	26,29		4,23					

I. Description and identification of the entities which implement FEIs						II. Amounts of OP contributions paid to FEIs (HF or specific fund)					III. Investments made by FEIs in final recipients																
1	2	3	4		5	6	7=8+9+10	8	9	10	11	12=13+14+15+16	13	14	15	16	17=18+19+20+21	18	19	20	21	22	23	24	25	26	
No.	Name of the fund	Operational Programme(s)	Type of FEI		Fund manager	Fund set-up	Amounts of OP contributions paid to the fund (HF or specific fund)	out of which			Management costs and fees	Total number of financial products offered	out of which				OP contributions invested in final recipients	out of which				SF contributions invested in final recipients	out of which				
			a) HF/specific fund	b) Article 44, §1 (a) or (b) or (c)				Structural Funds	National public co-financing	National private co-financing			loans	guarantees	equity / venture capital	other products		loans	guarantees	equity / venture capital	other products		loans	guarantees	equity / venture capital	other products	
1	JER-011 JEREMIE HOLDING FUND MALTA	2007MT161PO001	HF	-	EIF	2010	10,00	8,50	1,50	0,00	0,54																
1,1	Bank of Valletta PLC, Malta	2007MT161PO001	specific fund	Article 44 §1 (a)	Bank of Valletta PLC, Malta	2011	0,00	0,00	0,00	0,00	0,00	482		482			4,67		4,67			3,97			3,97		

Absorption of the OP contributions	level of HFs	10,00	8,50	1,50	0,00	0,54																						
	level of specific funds implemented with a HF	0,00	0,00	0,00	0,00	0,00	482		482			4,67		4,67			3,97				3,97							
	level of specific funds implemented without a HF																											



I. Description and identification of the entities which implement FEIs						II. Amounts of OP contributions paid to FEIs (HF or specific fund)					III. Investments made by FEIs in final recipients																
1	2	3	4		5	6	7=8+9+10	8	9	10	11	12=13+14+15+16	13	14	15	16	17=18+19+20+21	18	19	20	21	22	23	24	25	26	
No.	Name of the fund	Operational Programme(s)	Type of FEI		Fund manager	Fund set-up	Amounts of OP contributions paid to the fund (HF or specific fund)	out of which			Management costs and fees	Total number of financial products offered	out of which				OP contributions invested in final recipients	out of which				SF contributions invested in final recipients	out of which				
			a) HF/specific fund	b) Article 44, §1 (a) or (b) or (c)				Structural Funds	National public co-financing	National private co-financing			loans	guarantees	equity / venture capital	other products		loans	guarantees	equity / venture capital	other products		loans	guarantees	equity / venture capital	other products	
1	HOLDING JESSICA DE HAAG VESTIGINGSPLAATS DEN HAAG	2007NL162PO002	HF	-	Stichting 'Holding Jessica Den Haag' Stichting Den Haag	2012	0,00	0,00	0,00	0,00	0,00																
1,1	Doorstart Technofonds Flevoland / Technofonds Flevoland BV 2007 t/m 2012	2007NL162PO002	specific fund	Article 44 §1 (c)			0,00	0,00	0,00	0,00	0,00																
1,2	Stichting FRED Den Haag	2007NL162PO002	specific fund	Article 44 §1 (b)			0,00	0,00	0,00	0,00	0,00																
3	Innovatiefonds Oost Nederland 2008-2015, Arnhem	2007NL162PO004	specific fund	Article 44 §1 (a)	Participatiemaatschappij Oost Nederland N.V., Arnhem	2009	33,78	6,14	7,50	20,14	0,00	33			33		15,28			15,28		6,14			6,14		
4	Startersfonds Den Haag Den Haag	2007NL162PO002	specific fund	Article 44 §1 (a)	Stichting Microkrediet Nederland h/o Qredits	2009	2,40	1,20	1,20	0,00	0,23	20	20				1,07	1,07				0,54	0,54				
5	Doorstart Technofonds Flevoland / Technofonds Flevoland BV 2007 t/m 2012	2007NL162PO002	specific fund	Article 44 §1 (a)	Doorstart Technofonds Flevoland / Technofonds Flevoland BV	2008	5,51	1,25	4,26	0,00	0,00	78	49		29		5,17	3,70		1,47		1,17	0,84		0,33		
6	Garantiefonds Microkredieten Amsterdam, Amsterdam	2007NL162PO002	specific fund	Article 44 §1 (a)	Dienst Werk en Inkomen van de gemeente Amsterdam	2009	1,20	0,40	0,40	0,40	0,04	5		5			0,42		0,42		0,14		0,14				
7	Gelderland voor Innovatie	2007NL162PO004	specific fund	Article 44 §1 (a)	Participatiemaatschappij Oost Nederland N.V., Arnhem	2009	5,69	2,09	1,05	2,55	0,28	4		4			2,45	2,35	0,10		1,81	1,76	0,05				

Absorption of the OP contributions	level of HFs	0,00	0,00	0,00	0,00																					
	level of specific funds implemented with a HF	0,00	0,00	0,00	0,00																					
	level of specific funds implemented without a HF	48,58	11,08	14,41	23,09	0,55	140	69	9	62		24,39	7,12	0,52	16,75		9,80	3,14	0,19	6,47						

I. Description and identification of the entities which implement FEIs						II. Amounts of OP contributions paid to FEIs (HF or specific fund)					III. Investments made by FEIs in final recipients																
1	2	3	4		5	6	7=8+9+10	8	9	10	11	12=13+14+15+16	13	14	15	16	17=18+19+20+21	18	19	20	21	22	23	24	25	26	
No.	Name of the fund	Operational Programme(s)	Type of FEI		Fund manager	Fund set-up	Amounts of OP contributions paid to the fund (HF or specific fund)	out of which			Management costs and fees	Total number of financial products offered	out of which				OP contributions invested in final recipients	out of which				SF contributions invested in final recipients	out of which				
			a) HF/specific fund	b) Article 44, §1 (a) or (b) or (c)				Structural Funds	National public co-financing	National private co-financing			loans	guarantees	equity / venture capital	other products		loans	guarantees	equity / venture capital	other products		loans	guarantees	equity / venture capital	other products	
1	BANK GOSPODARSTWA KRAJOWEGO, WARSZAWA	2007PL051PO001	HF	-	Bank Gospodarstwa Krajowego, bank państwowy, Polska, Warszawa	2012	7,22	6,14	1,08	0,00	0,00																
2	NATIONAL CAPITAL FUND, WARSAW	2007PL161PO001	HF	-	National Capital Fund, Poland, Warsaw	2009	111,09	94,43	16,66	0,00	2,63																
2,1	Assets Management Black Lion Sp. z o.o. SKA SKA, Warszawa	2007PL161PO001	specific fund	Article 44 §1 (a)	AM Black Lion Sp. z o.o. SKA, Warszawa	2010	1,70	1,44	0,26	0,00	0,46						1,23			1,23						1,05	1,05
2,2	Avanu Venture Capital Management Sp. z o.o. Fundusz I SKA, Katowice	2007PL161PO001	specific fund	Article 44 §1 (a)	Avanu Venture Capital Management Sp. z o.o., Katowice	2011	0,00	0,00	0,00	0,00	0,00						0,00			0,00							0,00
2,3	FIZAN Venture Capital SATUS, Bielsko-Biala	2007PL161PO001	specific fund	Article 44 §1 (a)	Satus Venture Sp. z o.o. SK, Kraków	2010	0,15	0,13	0,02	0,00	0,15						0,00			0,00							0,00
2,4	GPV I Sp. z o.o. SKA, Warszawa	2007PL161PO001	specific fund	Article 44 §1 (a)	GPV I Sp. z o.o., Warszawa	2011	0,94	0,80	0,14	0,00	0,25						0,69			0,69							0,59
2,5	Innovation Nest Sp. z o.o. SKA, Kraków	2007PL161PO001	specific fund	Article 44 §1 (a)	Innovation Nest Sp. z o.o., Kraków	2011	0,68	0,58	0,10	0,00	0,46						0,22			0,22							0,19
2,6	Inovo Sp. z o.o. Venture Fund I SKA, Warszawa	2007PL161PO001	specific fund	Article 44 §1 (a)	Inovo Sp. z o.o., Warszawa	2011	0,12	0,10	0,02	0,00	0,12						0,00			0,00							0,00
2,7	Internet Ventures FIZ, Warszawa	2007PL161PO001	specific fund	Article 44 §1 (a)	MCI Management S.A., Warszawa	2010	1,06	0,90	0,16	0,00	0,57						0,49			0,49							0,42
2,8	Opera Venture Capital FIZ, Warszawa	2007PL161PO001	specific fund	Article 44 §1 (a)	OVC Sp. z o.o., Warszawa	2010	0,04	0,03	0,01	0,00	0,04						0,00			0,00							0,00
2,9	Skyline Venture Sp. z o.o. SKA, Warszawa	2007PL161PO001	specific fund	Article 44 §1 (a)	Skyline Venture Sp. z o.o., Warszawa	2010	1,00	0,85	0,15	0,00	0,27						0,73			0,73							0,62
2,10	Speed Up Innovation Sp. z o.o. SKA, Poznań	2007PL161PO001	specific fund	Article 44 §1 (a)	Speed Up Innovation Sp. z o.o., Poznań	2012	0,01	0,01	0,00	0,00	0,01						0,00			0,00							0,00
3	BANK GOSPODARSTWA KRAJOWEGO (BGK), WARSZAWA	2007PL161PO003	HF	-	Bank Gospodarstwa Krajowego (BGK), Warszawa	2009	29,66	25,21	4,45	0,00	1,02																
3,1	Fundusz poręczeniowy - Podkarpacki Fundusz Poręczeń Kredytowych, Rzeszów	2007PL161PO003	specific fund	Article 44 §1 (a)	Podkarpacki Fundusz Poręczeń Kredytowych, Rzeszów	2011	0,00	0,00	0,00	0,00	0,09						1,73			1,73							1,47

I. Description and identification of the entities which implement FEIs						II. Amounts of OP contributions paid to FEIs (HF or specific fund)					III. Investments made by FEIs in final recipients																
1	2	3	4		5	6	7=8+9+10	8	9	10	11	12=13+14+15+16	13	14	15	16	17=18+19+20+21	18	19	20	21	22	23	24	25	26	
No.	Name of the fund	Operational Programme(s)	Type of FEI		Fund manager	Fund set-up	Amounts of OP contributions paid to the fund (HF or specific fund)	out of which			Management costs and fees	Total number of financial products offered	out of which				OP contributions invested in final recipients	out of which				SF contributions invested in final recipients	out of which				
			a) HF/specific fund	b) Article 44, §1 (a) or (b) or (c)				Structural Funds	National public co-financing	National private co-financing			loans	guarantees	equity / venture capital	other products		loans	guarantees	equity / venture capital	other products		loans	guarantees	equity / venture capital	other products	
3,2	Fundusz poręczeniowy - Warmińsko-Mazurski Fundusz "Poręczenia Kredytowe", Olsztyn (II umowa)	2007PL161PO003	specific fund	Article 44 §1 (a)	Warmińsko-Mazurski Fundusz "Poręczenia Kredytowe", Olsztyn (II umowa)	2012	0,00	0,00	0,00	0,00	0,03	14		14			0,40		0,40			0,34		0,34			
3,3	Fundusz poręczeniowy - Warmińsko-Mazurski Fundusz "Poręczenia Kredytowe", Olsztyn (I umowa)	2007PL161PO003	specific fund	Article 44 §1 (a)	Warmińsko-Mazurski Fundusz "Poręczenia Kredytowe", Olsztyn (I umowa)	2011	0,00	0,00	0,00	0,00	0,09	80		80			1,56		1,56			1,33		1,33			
3,4	Fundusz pożyczkowy - Agencja Rozwoju Regionalnego "MARR" S.A., Mielec	2007PL161PO003	specific fund	Article 44 §1 (a)	Agencja Rozwoju Regionalnego "MARR" S.A., Mielec	2012	0,31	0,26	0,05	0,00	0,00	11		11			0,20	0,20				0,16	0,16				
3,5	Fundusz pożyczkowy - Biłgorajska Agencja Rozwoju Regionalnego, Biłgoraj	2007PL161PO003	specific fund	Article 44 §1 (a)	Biłgorajska Agencja Rozwoju Regionalnego, Biłgoraj	2012	0,00	0,00	0,00	0,00	0,00	0		0			0,00	0,00				0,00	0,00				
3,6	Fundusz pożyczkowy - Działdowska Agencja Rozwoju, Działdowo	2007PL161PO003	specific fund	Article 44 §1 (a)	Działdowska Agencja Rozwoju, Działdowo	2012	0,81	0,69	0,12	0,00	0,02	18		18			0,55	0,55				0,41	0,41				
3,7	Fundusz pożyczkowy - Fundacja Rozwoju Regionu Łukta, Łukta	2007PL161PO003	specific fund	Article 44 §1 (a)	Fundacja Rozwoju Regionu Łukta, Łukta	2012	0,00	0,00	0,00	0,00	0,00	0		0			0,00	0,00				0,00	0,00				
3,8	Fundusz pożyczkowy - Fundacja Wspomagania Wsi, Warszawa	2007PL161PO003	specific fund	Article 44 §1 (a)	Fundacja Wspomagania Wsi, Warszawa	2012	0,84	0,71	0,13	0,00	0,00	19		19			0,05	0,05				0,04	0,04				
3,9	Fundusz pożyczkowy - IDEA BANK, Warszawa	2007PL161PO003	specific fund	Article 44 §1 (a)	IDEA BANK, Warszawa	2012	0,00	0,00	0,00	0,00	0,00	0		0			0,00	0,00				0,00	0,00				
3,10	Fundusz pożyczkowy - Inicjatywa Mikro, Kraków	2007PL161PO003	specific fund	Article 44 §1 (a)	Inicjatywa Mikro, Kraków	2012	0,88	0,75	0,13	0,00	0,00	5		5			0,15	0,15				0,11	0,11				
3,11	Fundusz pożyczkowy - Lubelska Fundacja Rozwoju, Lublin	2007PL161PO003	specific fund	Article 44 §1 (a)	Lubelska Fundacja Rozwoju, Lublin	2012	0,55	0,47	0,08	0,00	0,00	20		20			0,36	0,36				0,29	0,29				
3,12	Fundusz pożyczkowy - Podlaska Fundacja Rozwoju Regionalnego, Białystok	2007PL161PO003	specific fund	Article 44 §1 (a)	Podlaska Fundacja Rozwoju Regionalnego, Białystok	2012	0,09	0,08	0,01	0,00	0,00	1		1			0,02	0,02				0,02	0,02				
3,13	Fundusz pożyczkowy - Regionalna Izba Gospodarcza w Stalowej Woli, Stalowa Wola	2007PL161PO003	specific fund	Article 44 §1 (a)	Regionalna Izba Gospodarcza w Stalowej Woli, Stalowa Wola	2012	0,00	0,00	0,00	0,00	0,00	0		0			0,00	0,00				0,00	0,00				
3,14	Fundusz pożyczkowy - Towarzystwo Inicjatyw Społeczno-Ekonomicznych, Warszawa	2007PL161PO003	specific fund	Article 44 §1 (a)	Towarzystwo Inicjatyw Społeczno-Ekonomicznych, Warszawa	2012	0,66	0,56	0,10	0,00	0,00	2		2			0,03	0,03				0,03	0,03				
4	DOLNOŚLĄSKI FUNDUSZ POWIERNICZY	2007PL161PO005	HF	-	Bank Gospodarstwa Krajowego, bank państwowy, Polska	2009	99,27	99,27	0,00	0,00	1,71											0,00					

I. Description and identification of the entities which implement FEIs						II. Amounts of OP contributions paid to FEIs (HF or specific fund)					III. Investments made by FEIs in final recipients																
1	2	3	4		5	6	7=8+9+10	8	9	10	11	12=13+14+15+16	13	14	15	16	17=18+19+20+21	18	19	20	21	22	23	24	25	26	
No.	Name of the fund	Operational Programme(s)	Type of FEI		Fund manager	Fund set-up	Amounts of OP contributions paid to the fund (HF or specific fund)	out of which			Management costs and fees	Total number of financial products offered	out of which				OP contributions invested in final recipients	out of which				SF contributions invested in final recipients	out of which				
			a) HF/specific fund	b) Article 44, §1 (a) or (b) or (c)				Structural Funds	National public co-financing	National private co-financing			loans	guarantees	equity / venture capital	other products		loans	guarantees	equity / venture capital	other products		loans	guarantees	equity / venture capital	other products	
4,1	Poreczenie portfelowe Banku Polskiej Spółdzielczości S.A. (konkurs 3.1/2011/DFP)	2007PL161PO005	specific fund	Article 44 §1 (a)	Bank Polskiej Spółdzielczości S.A., ul. Plocka 9/11b, 01-231 Warszawa	2012	7,34	7,34	0,00	0,00	0,04	40		40			2,34		2,34			2,34			2,34		
4,2	Poreczenie portfelowe FM Banku S.A. (konkurs 3.1/2011/DFP)	2007PL161PO005	specific fund	Article 44 §1 (a)	FM Bank S.A., ul. Solec 38, 00-394 Warszawa	2012	2,50	2,50	0,00	0,00	0,02	203		203			2,27		2,27			2,27			2,27		
4,3	Pozyczka globalna Agencji Rozwoju Regionalnego "AGROREG" S.A. (konkurs 2.1/2010/DFP)	2007PL161PO005	specific fund	Article 44 §1 (a)	Agencja Rozwoju Regionalnego "AGROREG" S.A., ul. Kłodzka 27, 57-402 Nowa Ruda	2011	1,96	1,96	0,00	0,00	0,13	83	83				1,96	1,96				1,96	1,96				
4,4	Pozyczka globalna Agencji Rozwoju Regionalnego "AGROREG" S.A. (konkurs 2.2/2011/DFP)	2007PL161PO005	specific fund	Article 44 §1 (a)	Agencja Rozwoju Regionalnego "AGROREG" S.A., ul. Kłodzka 27, 57-402 Nowa Ruda	2011	1,18	1,18	0,00	0,00	0,05	44	44				1,01	1,01				1,01	1,01				
4,5	Pozyczka globalna Agencji Rozwoju Regionalnego "AGROREG" S.A. (konkurs 2.3/2012/DFP)	2007PL161PO005	specific fund	Article 44 §1 (a)	Agencja Rozwoju Regionalnego "AGROREG" S.A., ul. Kłodzka 27, 57-402 Nowa Ruda	2012	0,00	0,00	0,00	0,00	0,00	1	1				0,11	0,11				0,11	0,11				
4,6	Pozyczka globalna Banku Spółdzielczego w Trzebnicy (konkurs 2.2/2011/DFP)	2007PL161PO005	specific fund	Article 44 §1 (a)	Bank Spółdzielczy w Trzebnicy, ul. Prusicka 1, 55-100 Trzebnica	2012	0,09	0,09	0,00	0,00	0,00	1	1				0,01	0,01				0,01	0,01				
4,7	Pozyczka globalna Funduszu Regionu Wałbrzyskiego (konkurs 2.1/2010/DFP)	2007PL161PO005	specific fund	Article 44 §1 (a)	Fundusz Regionu Wałbrzyskiego, ul. Limanowskiego 15, 58-300 Wałbrzych	2010	2,45	2,45	0,00	0,00	0,13	136	136				2,45	2,45				2,45	2,45				
4,8	Pozyczka globalna Funduszu Regionu Wałbrzyskiego (konkurs 2.2/2011/DFP)	2007PL161PO005	specific fund	Article 44 §1 (a)	Fundusz Regionu Wałbrzyskiego, ul. Limanowskiego 15, 58-300 Wałbrzych	2011	3,67	3,67	0,00	0,00	0,10	171	171				3,67	3,67				3,67	3,67				
4,9	Pozyczka globalna Funduszu Regionu Wałbrzyskiego (konkurs 2.3/2012/DFP)	2007PL161PO005	specific fund	Article 44 §1 (a)	Fundusz Regionu Wałbrzyskiego, ul. Limanowskiego 15, 58-300 Wałbrzych	2012	0,98	0,98	0,00	0,00	0,00	10	10				0,48	0,48				0,48	0,48				
5	Pozyczka globalna IKB Leasing Polska sp z o.o. (konkurs 2.2/2011/DFP)	2007PL161PO005	specific fund	Article 44 §1 (a)	IKB Leasing Polska sp z o.o., Pl. Andersa 3, 61-894 Poznań	2012	0,37	0,37	0,00	0,00	0,02	5	5				0,25	0,25				0,25	0,25				
5,1	Pozyczka globalna Karkonoskiej Agencji Rozwoju Regionalnego S.A. (konkurs 2.2/2011/DFP)	2007PL161PO005	specific fund	Article 44 §1 (a)	Karkonoska Agencja Rozwoju Regionalnego S.A., ul. 1-go Maja 27, 58-500 Jelenia Góra	2012	0,73	0,73	0,00	0,00	0,02	21	21				0,60	0,60				0,60	0,60				
5,2	Pozyczka globalna Polskiej Fundacji Przedsiębiorczości (konkurs 2.1/2010/DFP)	2007PL161PO005	specific fund	Article 44 §1 (a)	Polska Fundacja Przedsiębiorczości, ul. Monte Cassino 32, 70-466 Szczecin	2011	2,45	2,45	0,00	0,00	0,12	111	111				2,45	2,45				2,45	2,45				
5,3	Pozyczka globalna Polskiej Fundacji Przedsiębiorczości (konkurs 2.2/2011/DFP)	2007PL161PO005	specific fund	Article 44 §1 (a)	Polska Fundacja Przedsiębiorczości, ul. Monte Cassino 32, 70-466 Szczecin	2012	2,45	2,45	0,00	0,00	0,07	53	53				1,83	1,83				1,83	1,83				

I. Description and identification of the entities which implement FEIs						II. Amounts of OP contributions paid to FEIs (HF or specific fund)					III. Investments made by FEIs in final recipients																
1	2	3	4		5	6	7=8+9+10	8	9	10	11	12=13+14+15+16	13	14	15	16	17=18+19+20+21	18	19	20	21	22	23	24	25	26	
No.	Name of the fund	Operational Programme(s)	Type of FEI		Fund manager	Fund set-up	Amounts of OP contributions paid to the fund (HF or specific fund)	out of which			Management costs and fees	Total number of financial products offered	out of which				OP contributions invested in final recipients	out of which				SF contributions invested in final recipients	out of which				
			a) HF/specific fund	b) Article 44, §1 (a) or (b) or (c)				Structural Funds	National public co-financing	National private co-financing			loans	guarantees	equity / venture capital	other products		loans	guarantees	equity / venture capital	other products		loans	guarantees	equity / venture capital	other products	
5.4	Pożyczka globalna Sudeckiego Stowarzyszenia Inicjatyw Gospodarczych (konkurs 2.1/2010/DFP)	2007PL161PO005	specific fund	Article 44 §1 (a)	Sudeckie Stowarzyszenie Inicjatyw Gospodarczych, Al. Niepodległości 14, 58-100 Świdnica	2010	0,37	0,37	0,00	0,00	0,02	31	31				0,37	0,37				0,37	0,37				
5.5	Pożyczka globalna Sudeckiego Stowarzyszenia Inicjatyw Gospodarczych (konkurs 2.2/2011/DFP)	2007PL161PO005	specific fund	Article 44 §1 (a)	Sudeckie Stowarzyszenie Inicjatyw Gospodarczych, Al. Niepodległości 14, 58-100 Świdnica	2011	0,73	0,73	0,00	0,00	0,02	38	38				0,73	0,73				0,73	0,73				
5.6	Pożyczka globalna Sudeckiego Stowarzyszenia Inicjatyw Gospodarczych (konkurs 2.3/2012/DFP)	2007PL161PO005	specific fund	Article 44 §1 (a)	Sudeckie Stowarzyszenie Inicjatyw Gospodarczych, Al. Niepodległości 14, 58-100 Świdnica	2012	0,49	0,49	0,00	0,00	0,00	3	3				0,04	0,04				0,04	0,04				
5.7	Reporeczenie Dolnośląskiego Funduszu Gospodarczego sp z o.o. (konkurs 1.2/2010/DFP)	2007PL161PO005	specific fund	Article 44 §1 (a)	Dolnośląski Fundusz Gospodarczy sp z o.o., ul Wita Stwosza 3, 50-148 Wrocław	2011	3,67	3,67	0,00	0,00	0,21	151		151			3,42		3,42			3,42		3,42			
5.8	Reporeczenie Funduszu Poręczeń Kredytowych Powiatu Dzierżoniowskiego sp. z o.o. (konkurs 1.2/2010/DFP)	2007PL161PO005	specific fund	Article 44 §1 (a)	Fundusz Poręczeń Kredytowych Powiatu Dzierżoniowskiego sp. z o.o., ul. Batalionów Chłopskich 19, 58-200 Dzierżonów	2010	0,61	0,61	0,00	0,00	0,02	63		63			0,59		0,59			0,59		0,59			
5.9	Reporeczenie Funduszu Poręczeń Kredytowych sp. z o.o. w Jeleniej Górze (konkurs 1.2/2010/DFP)	2007PL161PO005	specific fund	Article 44 §1 (a)	Fundusz Poręczeń Kredytowych sp. z o.o. w Jeleniej Górze, ul. 1-go Maja 27, 58-500 Jelenia Góra	2010	1,08	1,08	0,00	0,00	0,05	51		51			1,08		1,08			1,08		1,08			
6	KUJAWSKO-POMORSKI FUNDUSZ POŻYCZKOWY SP. Z O.O.; TORUŃ	2007PL161PO006	HF	-	Kujawsko-Pomorski Fundusz Pożyczkowy sp. z o.o. ul. Włocławska 167, 87-100 Toruń	2010	10,04	8,53	1,51	0,00	0,31																
6.1	Grudziądzkie Poręczenia Kredytowe Sp. z o.o., Grudziądz	2007PL161PO006	specific fund	Article 44 §1 (a)	Grudziądzkie Poręczenia Kredytowe Sp. z o.o., Grudziądz	2011	0,00	0,00	0,00	0,00	0,00	1		1			0,01		0,01			0,01		0,01			
6.2	Kujawsko-Dobrzyński Bank Spółdzielczy; Włocławek	2007PL161PO006	specific fund	Article 44 §1 (a)	Kujawsko-Dobrzyński Bank Spółdzielczy; Włocławek	2012	0,00	0,00	0,00	0,00	0,00	12		12			0,31		0,31			0,26		0,26			
6.3	Kujawsko-Pomorski Fundusz Poręczeń Kredytowych Sp. z o.o., Toruń	2007PL161PO006	specific fund	Article 44 §1 (a)	Kujawsko-Pomorski Fundusz Poręczeń Kredytowych Sp. z o.o., Toruń	2011	0,00	0,00	0,00	0,00	0,00	5		5			0,10		0,10			0,08		0,08			
6.4	Polska Fundacja Przedsiębiorczości; Szczecin	2007PL161PO006	specific fund	Article 44 §1 (a)	Polska Fundacja Przedsiębiorczości; Szczecin	2011	0,00	0,00	0,00	0,00	0,00	44		44			1,20		1,20			1,02		1,02			
6.5	Poręczenia Kredytowe Sp. z o.o., Warszawa	2007PL161PO006	specific fund	Article 44 §1 (a)	Poręczenia Kredytowe Sp. z o.o., Warszawa	2011	0,00	0,00	0,00	0,00	0,00	17		17			0,29		0,29			0,24		0,24			

I. Description and identification of the entities which implement FEIs						II. Amounts of OP contributions paid to FEIs (HF or specific fund)					III. Investments made by FEIs in final recipients																
1	2	3	4		5	6	7=8+9+10	8	9	10	11	12=13+14+15+16	13	14	15	16	17=18+19+20+21	18	19	20	21	22	23	24	25	26	
No.	Name of the fund	Operational Programme(s)	Type of FEI		Fund manager	Fund set-up	Amounts of OP contributions paid to the fund (HF or specific fund)	out of which			Management costs and fees	Total number of financial products offered	out of which				OP contributions invested in final recipients	out of which				SF contributions invested in final recipients	out of which				
			a) HF/specific fund	b) Article 44, §1 (a) or (b) or (c)				Structural Funds	National public co-financing	National private co-financing			loans	guarantees	equity / venture capital	other products		loans	guarantees	equity / venture capital	other products		loans	guarantees	equity / venture capital	other products	
6,6	Toruński Fundusz Poręczeń Kredytowych Sp. z o.o., Toruń	2007PL161PO006	specific fund	Article 44 §1 (a)	Toruński Fundusz Poręczeń Kredytowych Sp. z o.o., Toruń	2011	0,00	0,00	0,00	0,00	0,00	30		30			0,50		0,50			0,43		0,43			
7	JEREMIE (JOINT EUROPEAN RESOURCES FOR MIKRO TO MEDIUM ENTERPRISES) HOLDING FUND FOR ŁÓDZKIE REGION, ŁÓDŹ	2007PL161PO009	HF	-	Bank Gospodarstwa Krajowego based in Warsaw, Poland	2009	44,77	29,10	15,67	0,00	1,36																
7,1	Fundusz Poręczeniowy - ESBANK Bank Spółdzielczy, Radomsko (11)	2007PL161PO009	specific fund	Article 44 §1 (a)	ESBANK Bank Spółdzielczy, Radomsko	2012	1,19	0,77	0,42	0,00	0,00	7		7			0,55		0,55			0,36		0,36			
7,2	Fundusz Poręczeniowy - FM BANK S.A., Warszawa (12)	2007PL161PO009	specific fund	Article 44 §1 (a)	FM BANK S.A., Warszawa (12)	2012	1,71	1,11	0,60	0,00	0,02	84		84			0,79		0,79			0,51		0,51			
7,3	Fundusz Poręczeniowy - Łódzka Agencja Rozwoju Regionalnego S.A., Łódź (13)	2007PL161PO009	specific fund	Article 44 §1 (a)	Łódzka Agencja Rozwoju Regionalnego S.A., Łódź	2012	2,37	1,54	0,83	0,00	0,00	0		0			0,00		0,00			0,00		0,00			
7,4	Fundusz Pożyczkowy - Fundacja Rozwoju Gminy Żelów, Żelów (2)	2007PL161PO009	specific fund	Article 44 §1 (a)	Fundacja Rozwoju Gminy Żelów, Żelów	2011	1,27	0,83	0,44	0,00	0,05	68	68				0,86	0,86				0,56	0,56				
7,5	Fundusz Pożyczkowy - Fundacja Rozwoju Gminy Żelów, Żelów (5)	2007PL161PO009	specific fund	Article 44 §1 (a)	Fundacja Rozwoju Gminy Żelów, Żelów	2012	0,86	0,56	0,30	0,00	0,03	40	40				0,80	0,80				0,52	0,52				
7,6	Fundusz Pożyczkowy - IKB Leasing Polska Sp. z o.o., Poznań (10)	2007PL161PO009	specific fund	Article 44 §1 (a)	IKB Leasing Polska Sp. z o.o., Poznań	2012	0,42	0,27	0,15	0,00	0,02	6	6				0,28	0,28				0,18	0,18				
7,7	Fundusz Pożyczkowy - Koneckie Stowarzyszenie Wspierania Przedsiębiorczości, Końskie (7)	2007PL161PO009	specific fund	Article 44 §1 (a)	Koneckie Stowarzyszenie Wspierania Przedsiębiorczości, Końskie	2012	0,34	0,22	0,12	0,00	0,02	4	4				0,32	0,32				0,21	0,21				
7,8	Fundusz Pożyczkowy - Łódzka Agencja Rozwoju Regionalnego S.A., Łódź (1)	2007PL161PO009	specific fund	Article 44 §1 (a)	Łódzka Agencja Rozwoju Regionalnego S.A., Łódź	2011	1,27	3,09	1,66	0,00	0,18	165	165				4,04	4,04				2,63	2,63				
7,9	Fundusz Pożyczkowy - Łódzka Agencja Rozwoju Regionalnego S.A., Łódź (4)	2007PL161PO009	specific fund	Article 44 §1 (a)	Łódzka Agencja Rozwoju Regionalnego S.A., Łódź	2011	2,97	1,93	1,04	0,00	0,08	38	38				1,32	1,32				0,86	0,86				
7,10	Fundusz Pożyczkowy - Łódzka Agencja Rozwoju Regionalnego S.A., Łódź (8)	2007PL161PO009	specific fund	Article 44 §1 (a)	Łódzka Agencja Rozwoju Regionalnego S.A., Łódź	2012	5,46	3,55	1,91	0,00	0,07	74	74				3,62	3,62				2,35	2,35				

I. Description and identification of the entities which implement FEIs						II. Amounts of OP contributions paid to FEIs (HF or specific fund)					III. Investments made by FEIs in final recipients																
1	2	3	4		5	6	7=8+9+10	8	9	10	11	12=13+14+15+16	13	14	15	16	17=18+19+20+21	18	19	20	21	22	23	24	25	26	
No.	Name of the fund	Operational Programme(s)	Type of FEI		Fund manager	Fund set-up	Amounts of OP contributions paid to the fund (HF or specific fund)	out of which			Management costs and fees	Total number of financial products offered	out of which				OP contributions invested in final recipients	out of which				SF contributions invested in final recipients	out of which				
			a) HF/specific fund	b) Article 44, §1 (a) or (b) or (c)				Structural Funds	National public co-financing	National private co-financing			loans	guarantees	equity / venture capital	other products		loans	guarantees	equity / venture capital	other products		loans	guarantees	equity / venture capital	other products	
7,11	Fundusz Pożyczkowy - Polska Fundacja Przedsiębiorczości, Szczecin (9)	2007PL161PO009	specific fund	Article 44 §1 (a)	Polska Fundacja Przedsiębiorczości, Szczecin	2012	1,78	1,16	0,62	0,00	0,04	21	21				0,95	0,95				0,62	0,62				
7,12	Fundusz Pożyczkowy - Stowarzyszenie Ostrowskie Centrum Wspierania Przedsiębiorczości, Ostrów Wielkopolski (3)	2007PL161PO009	specific fund	Article 44 §1 (a)	Stowarzyszenie Ostrowskie Centrum Wspierania Przedsiębiorczości, Ostrów Wielkopolski	2011	0,12	0,08	0,04	0,00	0,01	4	4				0,07	0,07				0,04	0,04				
7,13	Fundusz Pożyczkowy - Towarzystwo Oszczędnościowo-Pożyczkowe Bank Spółdzielczy PA-CO-BANK, Pabianice (6)	2007PL161PO009	specific fund	Article 44 §1 (a)	Towarzystwo Oszczędnościowo-Pożyczkowe Bank Spółdzielczy PA-CO-BANK, Pabianice	2012	0,12	0,08	0,04	0,00	0,01	1	1				0,03	0,03				0,02	0,02				
8	BANK GOSPODARSTWA KRAJOWEGO, WARSZAWA	2007PL161PO011	HF	-	Bank Gospodarstwa Krajowego, Warszawa	2012	15,00	7,50	7,50	0,00	0,00																
8,1	Bank Gospodarstwa Krajowego, Warszawa	2007PL161PO011	specific fund	Article 44 §1 (a)	Bank Gospodarstwa Krajowego, Warszawa		0,00	0,00	0,00	0,00	0,00																
9	BANK GOSPODARSTWA KRAJOWEGO, WARSZAWA	2007PL161PO011	HF	-	Bank Gospodarstwa Krajowego, Warszawa	2012	15,00	7,50	7,50	0,00	0,00																
9,1	Bank Gospodarstwa Krajowego, Warszawa	2007PL161PO011	specific fund	Article 44 §1 (a)	Bank Gospodarstwa Krajowego, Warszawa		0,00	0,00	0,00	0,00	0,00																
10	FUNDUSZ POWIERNICZY JEREMIE WOJEWÓDZTWA POMORSKIEGO, WARSZAWA	2007PL161PO015	HF	-	Bank Gospodarstwa Krajowego (BGK) - bank państwowy, Warszawa	2009	70,32	52,74	17,58		1,53																
10,1	Bank Spółdzielczy w Czernsku, Czernsk	2007PL161PO015	specific fund	Article 44 §1 (a)	Bank Spółdzielczy w Czernsku, Czernsk	2012	0,73	0,55	0,18	0,00	0,03						0,48	0,48				0,36	0,36				
10,2	FM Bank S.A., Warszawa	2007PL161PO015	specific fund	Article 44 §1 (a)	FM Bank S.A., Warszawa	2012	2,35	1,76	0,59	0,00	0,02	127		127			1,46		1,46			1,10		1,10			
10,3	IKB Leasing Polska Sp. z o.o., Poznan	2007PL161PO015	specific fund	Article 44 §1 (a)	IKB Leasing Polska Sp. z o.o., Poznan	2012	0,61	0,46	0,15	0,00	0,02						0,08	0,08				0,06	0,06				
10,4	Polska Fundacja Przedsiębiorczości, Szczecin	2007PL161PO015	specific fund	Article 44 §1 (a)	Polska Fundacja Przedsiębiorczości, Szczecin	2010	2,20	1,65	0,55	0,00	0,13						2,20	2,20				1,65	1,65				

I. Description and identification of the entities which implement FEIs						II. Amounts of OP contributions paid to FEIs (HF or specific fund)					III. Investments made by FEIs in final recipients																
1	2	3	4		5	6	7=8+9+10	8	9	10	11	12=13+14+15+16	13	14	15	16	17=18+19+20+21	18	19	20	21	22	23	24	25	26	
No.	Name of the fund	Operational Programme(s)	Type of FEI		Fund manager	Fund set-up	Amounts of OP contributions paid to the fund (HF or specific fund)	out of which			Management costs and fees	Total number of financial products offered	out of which				OP contributions invested in final recipients	out of which				SF contributions invested in final recipients	out of which				
			a) HF/specific fund	b) Article 44, §1 (a) or (b) or (c)				Structural Funds	National public co-financing	National private co-financing			loans	guarantees	equity / venture capital	other products		loans	guarantees	equity / venture capital	other products		loans	guarantees	equity / venture capital	other products	
10,5	Polska Fundacja Przedsiębiorczości, Szczecin (2)	2007PL161PO015	specific fund	Article 44 §1 (a)	Polska Fundacja Przedsiębiorczości, Szczecin	2012	3,67	2,75	0,92	0,00	0,09						2,42	2,42				1,82	1,82				
10,6	Pomorski Fundusz Pożyczkowy Sp. z o.o., Gdansk	2007PL161PO015	specific fund	Article 44 §1 (a)	Pomorski Fundusz Pożyczkowy Sp. z o.o., Gdansk	2010	1,23	0,92	0,31	0,00	0,07						1,22	1,22				0,92	0,92				
10,7	Pomorski Fundusz Pożyczkowy Sp. z o.o., Gdansk (2)	2007PL161PO015	specific fund	Article 44 §1 (a)	Pomorski Fundusz Pożyczkowy Sp. z o.o., Gdansk	2011	4,89	3,67	1,22	0,00	0,11						4,89	4,89				3,67	3,67				
10,8	Pomorski Fundusz Pożyczkowy Sp. z o.o., Gdansk (3)	2007PL161PO015	specific fund	Article 44 §1 (a)	Pomorski Fundusz Pożyczkowy Sp. z o.o., Gdansk	2012	0,00	0,00	0,00	0,00	0,00						0,00	0,00				0,00	0,00				
10,9	Pomorski Regionalny Fundusz Poręczeń Kredytowych Sp. z o.o., Gdansk	2007PL161PO015	specific fund	Article 44 §1 (a)	Pomorski Regionalny Fundusz Poręczeń Kredytowych Sp. z o.o., Gdansk	2010	7,35	5,51	1,84	0,00	0,23	294		294			7,34		7,34			5,51		5,51			
11	Pomorski Regionalny Fundusz Poręczeń Kredytowych Sp. z o.o., Gdansk (2)	2007PL161PO015	specific fund	Article 44 §1 (a)	Pomorski Regionalny Fundusz Poręczeń Kredytowych Sp. z o.o., Gdansk	2012	1,71	1,28	0,43	0,00	0,00	62		62			1,71		1,71			1,28		1,28			
11,1	Pomorski Regionalny Fundusz Poręczeń Kredytowych Sp. z o.o., Gdansk (3)	2007PL161PO015	specific fund	Article 44 §1 (a)	Pomorski Regionalny Fundusz Poręczeń Kredytowych Sp. z o.o., Gdansk	2012	2,45	1,84	0,61	0,00	0,00	0		0													
11,2	Pomorski Regionalny Fundusz Poręczeń Kredytowych Sp. z o.o., Gdansk (4)	2007PL161PO015	specific fund	Article 44 §1 (a)	Pomorski Regionalny Fundusz Poręczeń Kredytowych Sp. z o.o., Gdansk	2012	7,35	5,51	1,84	0,00	0,00	18		18			0,99		0,99			0,74		0,74			
11,3	Regionalne Towarzystwo Inwestycyjne S.A., Dzierzgon	2007PL161PO015	specific fund	Article 44 §1 (a)	Regionalne Towarzystwo Inwestycyjne S.A., Dzierzgon	2012	0,97	0,73	0,24	0,00	0,00	19		19			0,46		0,46			0,34		0,34			
11,4	Towarzystwo Rozwoju Powiśla, Dzierzgon	2007PL161PO015	specific fund	Article 44 §1 (a)	Towarzystwo Rozwoju Powiśla, Dzierzgon	2012	0,24	0,18	0,06	0,00	0,00						0,04	0,04				0,03	0,03				
12	ZACHODNIOPOMORSKI FUNDUSZ POWIERNICZY JEREMIE	2007PL161PO016	HF	-	Bank Gospodarstwa Krajowego (BGK)	2009	67,25	50,44	16,81		1,79																
12,1	FM Bank S.A.	2007PL161PO016	specific fund	Article 44 §1 (a)	FM Bank S.A.	2012	1,80	1,35	0,45	0,00	0,02						1,15		1,15			0,86		0,86			
12,2	Fundacja na Rzecz Rozwoju Polskiego Rolnictwa, Warszawa	2007PL161PO016	specific fund	Article 44 §1 (a)	Fundacja na Rzecz Rozwoju Polskiego Rolnictwa, Warszawa	2010	2,40	1,80	0,60	0,00	0,15						2,40	2,40				1,80	1,80				



I. Description and identification of the entities which implement FEIs						II. Amounts of OP contributions paid to FEIs (HF or specific fund)					III. Investments made by FEIs in final recipients																	
1	2	3	4		5	6	7=8+9+10	8	9	10	11	12=13+14+15+16	13	14	15	16	17=18+19+20+21	18	19	20	21	22	23	24	25	26		
No.	Name of the fund	Operational Programme(s)	Type of FEI		Fund manager	Fund set-up	Amounts of OP contributions paid to the fund (HF or specific fund)	out of which			Management costs and fees	Total number of financial products offered	out of which				OP contributions invested in final recipients	out of which				SF contributions invested in final recipients	out of which					
			a) HF/specific fund	b) Article 44, §1 (a) or (b) or (c)				Structural Funds	National public co-financing	National private co-financing			loans	guarantees	equity / venture capital	other products		loans	guarantees	equity / venture capital	other products		loans	guarantees	equity / venture capital	other products		
12,3	Fundacji Centrum Innowacji i Przedsiębiorczości w Koszalinie	2007PL161PO016	specific fund	Article 44 §1 (a)	Fundacji Centrum Innowacji i Przedsiębiorczości w Koszalinie	2011	2,40	1,80	0,60	0,00	0,06						2,40	2,40				1,80	1,80					
12,4	Fundusz Poręczeń Kredytowych w Stargardzie Szczecińskim Sp. z o.o.	2007PL161PO016	specific fund	Article 44 §1 (a)	Fundusz Poręczeń Kredytowych w Stargardzie Szczecińskim Sp. z o.o.	2010	0,72	0,54	0,18	0,00	0,03						0,72		0,72			0,54		0,54				
12,5	Fundusz Poręczeń Kredytowych w Stargardzie Szczecińskim Sp. z o.o. II	2007PL161PO016	specific fund	Article 44 §1 (a)	Fundusz Poręczeń Kredytowych w Stargardzie Szczecińskim Sp. z o.o. II	2012	0,48	0,36	0,12	0,00	0,00						0,11		0,11			0,08		0,08				
12,6	Fundusz Wspierania Rozwoju Gospodarczego Miasta Szczecina Sp. z o.o.	2007PL161PO016	specific fund	Article 44 §1 (a)	Fundusz Wspierania Rozwoju Gospodarczego Miasta Szczecina Sp. z o.o.	2010	1,68	1,26	0,42	0,00	0,09						1,68		1,68			1,26		1,26				
12,7	Fundusz Wspierania Rozwoju Gospodarczego Miasta Szczecina Sp. z o.o. II	2007PL161PO016	specific fund	Article 44 §1 (a)	Fundusz Wspierania Rozwoju Gospodarczego Miasta Szczecina Sp. z o.o. II	2012	1,20	0,90	0,30	0,00	0,00						0,83		0,83			0,62		0,62				
12,8	Gospodarczy Bank Spółdzielczy w Barlinku	2007PL161PO016	specific fund	Article 44 §1 (a)	Gospodarczy Bank Spółdzielczy w Barlinku	2011	1,20	0,90	0,30	0,00	0,01						0,64		0,64			0,48		0,48				
12,9	Gospodarczy Bank Spółdzielczy w Choszczynie	2007PL161PO016	specific fund	Article 44 §1 (a)	Gospodarczy Bank Spółdzielczy w Choszczynie	2012	0,48	0,36	0,12	0,00	0,02						0,22	0,22				0,17	0,17					
13	Koszalińska Agencja Rozwoju Regionalnego S.A.	2007PL161PO016	specific fund	Article 44 §1 (a)	Koszalińska Agencja Rozwoju Regionalnego S.A.	2011	0,75	0,56	0,19	0,00	0,04						0,58	0,58				0,44	0,44					
13,1	Polska Fundacja Przedsiębiorczości II, Szczecin	2007PL161PO016	specific fund	Article 44 §1 (a)	Polska Fundacja Przedsiębiorczości II, Szczecin	2012	4,92	3,69	1,23	0,00	0,07						4,03	4,03				3,02	3,02					
13,2	Polska Fundacja Przedsiębiorczości, Szczecin	2007PL161PO016	specific fund	Article 44 §1 (a)	Polska Fundacja Przedsiębiorczości, Szczecin	2010	6,00	4,50	1,50	0,00	0,22						6,00	6,00				4,50	4,50					
13,3	Stowarzyszenie Inicjatyw Społeczno-Gospodarczych w Białogardzie	2007PL161PO016	specific fund	Article 44 §1 (a)	Stowarzyszenie Inicjatyw Społeczno-Gospodarczych w Białogardzie	2011	2,40	1,80	0,60	0,00	0,11						1,77	1,77				1,32	1,32					
13,4	Szczeciński Fundusz Pożyczkowy sp. z o.o. II, Szczecin	2007PL161PO016	specific fund	Article 44 §1 (a)	Szczeciński Fundusz Pożyczkowy sp. z o.o. II, Szczecin	2011	1,20	0,90	0,30	0,00	0,03						0,81	0,81				0,61	0,61					
13,5	Szczeciński Fundusz Pożyczkowy sp. z o.o., Szczecin	2007PL161PO016	specific fund	Article 44 §1 (a)	Szczeciński Fundusz Pożyczkowy sp. z o.o., Szczecin	2010	1,20	0,90	0,30	0,00	0,07						1,20	1,20				0,90	0,90					

I. Description and identification of the entities which implement FEIs						II. Amounts of OP contributions paid to FEIs (HF or specific fund)					III. Investments made by FEIs in final recipients															
1	2	3	4		5	6	7=8+9+10	8	9	10	11	12=13+14+15+16	13	14	15	16	17=18+19+20+21	18	19	20	21	22	23	24	25	26
No.	Name of the fund	Operational Programme(s)	Type of FEI		Fund manager	Fund set-up	Amounts of OP contributions paid to the fund (HF or specific fund)	out of which			Management costs and fees	Total number of financial products offered	out of which				OP contributions invested in final recipients	out of which				SF contributions invested in final recipients	out of which			
			a) HF/specific fund	b) Article 44, §1 (a) or (b) or (c)				Structural Funds	National public co-financing	National private co-financing			loans	guarantees	equity / venture capital	other products		loans	guarantees	equity / venture capital	other products		loans	guarantees	equity / venture capital	other products
13,6	Zachodniopomorski Regionalny Fundusz Poręczeń Kredytowych Sp. z o.o.	2007PL161PO016	specific fund	Article 44 §1 (a)	Zachodniopomorski Regionalny Fundusz Poręczeń Kredytowych Sp. z o.o.	2010	7,20	5,40	1,80	0,00	0,29						7,21		7,21			5,40		5,40		
13,7	Zachodniopomorski Regionalny Fundusz Poręczeń Kredytowych Sp. z o.o. II	2007PL161PO016	specific fund	Article 44 §1 (a)	Zachodniopomorski Regionalny Fundusz Poręczeń Kredytowych Sp. z o.o. II	2012	7,20	5,40	1,80	0,00	0,12						4,48		4,48			3,36		3,36		
14	JEREMIE HOLDING FUND FOR WIELKOPOLSKA REGION - BANK GOSPODARSTWA KRAJOWEGO, WARSZAWA	2007PL161PO017	HF	-	Bank Gospodarstwa Krajowego, Polska, Warszawa	2009	121,75	91,31	30,44	0,00	2,31															
14,1	Agencja Rozwoju Regionalnego S.A w Koninie, Konin	2007PL161PO017	specific fund	Article 44 §1 (a)	Agencja Rozwoju Regionalnego S.A w Koninie, Konin		0,36	0,27	0,09	0,00	0,01															
14,2	FM Bank S.A., Warszawa	2007PL161PO017	specific fund	Article 44 §1 (a)	FM Bank S.A., Warszawa	2012	3,49	2,62	0,87	0,00	0,02	196		196			2,31		2,31			1,73		1,73		
14,3	Fundacja Kaliski Inkubator Przedsiębiorczości, Kalisz I	2007PL161PO017	specific fund	Article 44 §1 (a)	Fundacja Kaliski Inkubator Przedsiębiorczości, Kalisz	2010	0,48	0,36	0,12	0,00	0,03	30	30				0,49	0,49				0,36	0,36			
14,4	Fundacja Kaliski Inkubator Przedsiębiorczości, Kalisz II	2007PL161PO017	specific fund	Article 44 §1 (a)	Fundacja Kaliski Inkubator Przedsiębiorczości, Kalisz	2011	0,44	0,33	0,11	0,00	0,02	14	14				0,31	0,31				0,23	0,23			
14,5	Fundusz Rozwoju i Promocji Województwa Wielkopolskiego S.A., Poznań I	2007PL161PO017	specific fund	Article 44 §1 (a)	Fundusz Rozwoju i Promocji Województwa Wielkopolskiego S.A., Poznań	2010	7,28	5,46	1,82	0,00	0,31	352		352			7,29		7,29			5,46		5,46		
14,6	Fundusz Rozwoju i Promocji Województwa Wielkopolskiego S.A., Poznań II	2007PL161PO017	specific fund	Article 44 §1 (a)	Fundusz Rozwoju i Promocji Województwa Wielkopolskiego S.A., Poznań	2012	7,28	5,46	1,82	0,00	0,07	137		137			7,29		7,29			5,46		5,46		
14,7	Fundusz Rozwoju i Promocji Województwa Wielkopolskiego S.A., Poznań III	2007PL161PO017	specific fund	Article 44 §1 (a)	Fundusz Rozwoju i Promocji Województwa Wielkopolskiego S.A., Poznań	2012	9,72	7,29	2,43	0,00	0,00	51		51			2,04		2,04			1,53		1,53		
14,8	IKB Leasing Polska Sp. z o.o., Poznań	2007PL161PO017	specific fund	Article 44 §1 (a)	IKB Leasing Polska Sp. z o.o., Poznań	2012	0,73	0,55	0,18	0,00	0,02	9	9				0,47	0,47				0,35	0,35			
14,9	Jarociński Fundusz Poręczeń Kredytowych Sp. z o.o., Jarocin	2007PL161PO017	specific fund	Article 44 §1 (a)	Jarociński Fundusz Poręczeń Kredytowych Sp. z o.o., Jarocin	2010	0,25	0,19	0,06	0,00	0,02	16		16			0,25		0,25			0,19		0,19		

I. Description and identification of the entities which implement FEIs						II. Amounts of OP contributions paid to FEIs (HF or specific fund)					III. Investments made by FEIs in final recipients																
1	2	3	4		5	6	7=8+9+10	8	9	10	11	12=13+14+15+16	13	14	15	16	17=18+19+20+21	18	19	20	21	22	23	24	25	26	
No.	Name of the fund	Operational Programme(s)	Type of FEI		Fund manager	Fund set-up	Amounts of OP contributions paid to the fund (HF or specific fund)	out of which			Management costs and fees	Total number of financial products offered	out of which				OP contributions invested in final recipients	out of which				SF contributions invested in final recipients	out of which				
			a) HF/specific fund	b) Article 44, §1 (a) or (b) or (c)				Structural Funds	National public co-financing	National private co-financing			loans	guarantees	equity / venture capital	other products		loans	guarantees	equity / venture capital	other products		loans	guarantees	equity / venture capital	other products	
15	Konsorcjum w składzie: ECDF Spółka z ograniczoną odpowiedzialnością Sp. K. i Towarzystwo Inwestycji Społeczno - Ekonomicznych S.A., Poznań	2007PL161PO017	specific fund	Article 44 §1 (a)	Konsorcjum w składzie: ECDF Spółka z ograniczoną odpowiedzialnością Sp. K. i Towarzystwo Inwestycji Społeczno - Ekonomicznych S.A., Poznań	2012	0,73	0,55	0,18	0,00	0,00	1	1				0,07	0,07				0,05	0,05				
15,1	Konsorcjum w składzie: Unia Gospodarcza Regionu Śremskiego - Śremski Ośrodek Wspierania Małej Przedsiębiorczości i Cech Rzemiosł Różnych, Śrem	2007PL161PO017	specific fund	Article 44 §1 (a)	Konsorcjum w składzie: Unia Gospodarcza Regionu Śremskiego - Śremski Ośrodek Wspierania Małej Przedsiębiorczości i Cech Rzemiosł Różnych, Śrem	2012	0,16	0,12	0,04	0,00	0,00	8	8				0,11	0,11				0,09	0,09				
15,2	Polska Fundacja Przedsiębiorczości, Szczecin I	2007PL161PO017	specific fund	Article 44 §1 (a)	Polska Fundacja Przedsiębiorczości, Szczecin	2010	1,21	0,91	0,30	0,00	0,07	58	58				1,21	1,21				0,91	0,91				
15,3	Polska Fundacja Przedsiębiorczości, Szczecin II	2007PL161PO017	specific fund	Article 44 §1 (a)	Polska Fundacja Przedsiębiorczości, Szczecin	2011	4,37	3,28	1,09	0,00	0,13	125	125				3,06	3,06				2,29	2,29				
15,4	Poznański Fundusz Poręczeń Kredytowych Sp. z o.o., Poznań I	2007PL161PO017	specific fund	Article 44 §1 (a)	Poznański Fundusz Poręczeń Kredytowych Sp. z o.o., Poznań	2010	7,28	5,46	1,82	0,00	0,25	455		455			7,29		7,29			5,46		5,46			
15,5	Poznański Fundusz Poręczeń Kredytowych Sp. z o.o., Poznań II	2007PL161PO017	specific fund	Article 44 §1 (a)	Poznański Fundusz Poręczeń Kredytowych Sp. z o.o., Poznań	2012	7,28	5,46	1,82	0,00	0,05	305		305			7,29		7,29			5,46		5,46			
15,6	Poznański Fundusz Poręczeń Kredytowych Sp. z o.o., Poznań III	2007PL161PO017	specific fund	Article 44 §1 (a)	Poznański Fundusz Poręczeń Kredytowych Sp. z o.o., Poznań	2012	2,43	1,82	0,61	0,00	0,00	73		73			1,58		1,58			1,19		1,19			
15,7	Samorządowy Fundusz Poręczeń Kredytowych Sp. z o.o., Gostyń I	2007PL161PO017	specific fund	Article 44 §1 (a)		2010	7,28	5,46	1,82	0,00	0,26	470		470			7,29		7,29			5,46		5,46			
15,8	Samorządowy Fundusz Poręczeń Kredytowych Sp. z o.o., Gostyń II	2007PL161PO017	specific fund	Article 44 §1 (a)	Samorządowy Fundusz Poręczeń Kredytowych Sp. z o.o., Gostyń	2012	7,28	5,46	1,82	0,00	0,06	306		306			7,29		7,29			5,46		5,46			
15,9	Samorządowy Fundusz Poręczeń Kredytowych Sp. z o.o., Gostyń III	2007PL161PO017	specific fund	Article 44 §1 (a)	Samorządowy Fundusz Poręczeń Kredytowych Sp. z o.o., Gostyń	2012	4,85	3,64	1,21	0,00	0,00	62		62			1,75		1,75			1,31		1,31			
15,10	Stowarzyszenie Ostrowskie Centrum Wspierania Przedsiębiorczości, Ostrow Wielkopolski I	2007PL161PO017	specific fund	Article 44 §1 (a)	Stowarzyszenie Ostrowskie Centrum Wspierania Przedsiębiorczości, Ostrow Wielkopolski	2010	0,48	0,36	0,12	0,00	0,03	40	40				0,49	0,49				0,36	0,36				
15,1	Stowarzyszenie Ostrowskie Centrum Wspierania Przedsiębiorczości, Ostrow Wielkopolski II	2007PL161PO017	specific fund	Article 44 §1 (a)	Stowarzyszenie Ostrowskie Centrum Wspierania Przedsiębiorczości, Ostrow Wielkopolski	2011	0,97	0,73	0,24	0,00	0,02	45	45				0,83	0,83				0,62	0,62				

I. Description and identification of the entities which implement FEIs						II. Amounts of OP contributions paid to FEIs (HF or specific fund)					III. Investments made by FEIs in final recipients																
1	2	3	4		5	6	7=8+9+10	8	9	10	11	12=13+14+15+16	13	14	15	16	17=18+19+20+21	18	19	20	21	22	23	24	25	26	
No.	Name of the fund	Operational Programme(s)	Type of FEI		Fund manager	Fund set-up	Amounts of OP contributions paid to the fund (HF or specific fund)	out of which			Management costs and fees	Total number of financial products offered	out of which				OP contributions invested in final recipients	out of which				SF contributions invested in final recipients	out of which				
			a) HF/specific fund	b) Article 44, §1 (a) or (b) or (c)				Structural Funds	National public co-financing	National private co-financing			loans	guarantees	equity / venture capital	other products		loans	guarantees	equity / venture capital	other products		loans	guarantees	equity / venture capital	other products	
15,12	Stowarzyszenie Ostrzeszowskie Centrum Przedsiębiorczości, Ostrzeszów I	2007PL161PO017	specific fund	Article 44 §1 (a)	Stowarzyszenie Ostrzeszowskie Centrum Przedsiębiorczości, Ostrzeszów	2010	0,48	0,36	0,12	0,00	0,03	27	27				0,49	0,49				0,36	0,36				
15,1	Stowarzyszenie Ostrzeszowskie Centrum Przedsiębiorczości, Ostrzeszów II	2007PL161PO017	specific fund	Article 44 §1 (a)	Stowarzyszenie Ostrzeszowskie Centrum Przedsiębiorczości, Ostrzeszów	2011	0,48	0,36	0,12	0,00	0,01	19	19				0,37	0,37				0,27	0,27				
15,14	Wielkopolska Agencja Rozwoju Przedsiębiorczości Sp. z o.o., Poznań I	2007PL161PO017	specific fund	Article 44 §1 (a)	Wielkopolska Agencja Rozwoju Przedsiębiorczości Sp. z o.o., Poznań	2010	8,51	6,38	2,13	0,00	0,45	289	289				0,85	0,85				6,38	6,38				
15,2	Wielkopolska Agencja Rozwoju Przedsiębiorczości Sp. z o.o., Poznań II	2007PL161PO017	specific fund	Article 44 §1 (a)	Wielkopolska Agencja Rozwoju Przedsiębiorczości Sp. z o.o., Poznań	2011	9,72	7,29	2,43	0,00	0,28	239	239				9,71	9,71				7,29	7,29				
15,16	Wielkopolska Agencja Rozwoju Przedsiębiorczości Sp. z o.o., Poznań III	2007PL161PO017	specific fund	Article 44 §1 (a)	Wielkopolska Agencja Rozwoju Przedsiębiorczości Sp. z o.o., Poznań	2012	1,95	1,46	0,49	0,00	0,00	7	7				0,31	0,31				0,23	0,23				
16	fundusz pożyczkowy Agencja Rozwoju Regionalnego ARLEG S.A., Legnica	2007PL051PO001	specific fund	Article 44 §1 (a)	Agencja Rozwoju Regionalnego ARLEG S.A., Legnica	2012	1,95	1,66	0,29	0,00	0,00	0	0				0,00	0,00				0,00	0,00				
17	fundusz pożyczkowy Agencja Rozwoju Regionalnego w Starachowicach, Starachowice	2007PL051PO001	specific fund	Article 44 §1 (a)	Agencja Rozwoju Regionalnego w Starachowicach, Starachowice	2012	1,95	1,66	0,29	0,00	0,00	0	0				0,00	0,00				0,00	0,00				
18	fundusz pożyczkowy Fundusz Górnośląski SA, Katowice	2007PL051PO001	specific fund	Article 44 §1 (a)	Fundusz Górnośląski SA, Katowice	2012	0,00	0,00	0,00	0,00	0,00	0	0				0,00	0,00				0,00	0,00				
19	fundusz pożyczkowy Kujawsko-Pomorski Fundusz Pożyczkowy Sp. z o.o., Toruń	2007PL051PO001	specific fund	Article 44 §1 (a)	Kujawsko-Pomorski Fundusz Pożyczkowy Sp. z o.o., Toruń	2012	4,62	3,93	0,69	0,00	0,00	0	0				0,00	0,00				0,00	0,00				
20	fundusz pożyczkowy Łódzka Agencja Rozwoju Regionalnego S.A., Łódź	2007PL051PO001	specific fund	Article 44 §1 (a)	Łódzka Agencja Rozwoju Regionalnego S.A., Łódź	2012	0,48	0,41	0,07	0,00	0,00	0	0				0,00	0,00				0,00	0,00				
21	fundusz pożyczkowy Polska Fundacja Przedsiębiorczości, Szczecin	2007PL051PO001	specific fund	Article 44 §1 (a)	Polska Fundacja Przedsiębiorczości, Szczecin	2012	1,98	1,68	0,30	0,00	0,00	0	0				0,00	0,00				0,00	0,00				
22	fundusz pożyczkowy "Radomskie Centrum Przedsiębiorczości", Radom	2007PL051PO001	specific fund	Article 44 §1 (a)	Stowarzyszenie "Radomskie Centrum Przedsiębiorczości", Radom	2012	0,00	0,00	0,00	0,00	0,00	0	0				0,00	0,00				0,00	0,00				

I. Description and identification of the entities which implement FEIs						II. Amounts of OP contributions paid to FEIs (HF or specific fund)					III. Investments made by FEIs in final recipients																
1	2	3	4		5	6	7=8+9+10	8	9	10	11	12=13+14+15+16	13	14	15	16	17=18+19+20+21	18	19	20	21	22	23	24	25	26	
No.	Name of the fund	Operational Programme(s)	Type of FEI		Fund manager	Fund set-up	Amounts of OP contributions paid to the fund (HF or specific fund)	out of which			Management costs and fees	Total number of financial products offered	out of which				OP contributions invested in final recipients	out of which				SF contributions invested in final recipients	out of which				
			a) HF/specific fund	b) Article 44, §1 (a) or (b) or (c)				Structural Funds	National public co-financing	National private co-financing			loans	guarantees	equity / venture capital	other products		loans	guarantees	equity / venture capital	other products		loans	guarantees	equity / venture capital	other products	
23	fundusz pożyczkowy Stowarzyszenie "Samorządowe Centrum Przedsiębiorczości i Rozwoju" w Suchoj Beskidzkiej, Sucha Beskidzka	2007PL051PO001	specific fund	Article 44 §1 (a)	Stowarzyszenie "Samorządowe Centrum Przedsiębiorczości i Rozwoju" w Suchoj Beskidzkiej, Sucha Beskidzka	2012	1,80	1,53	0,27	0,00	0,00	0	0				0,00	0,00				0,00	0,00				
24	fundusz pożyczkowy Unia Gospodarcza Regionu Śremskiego - Śremski Ośrodek Wspierania Małej Przedsiębiorczości, Śrem	2007PL051PO001	specific fund	Article 44 §1 (a)	Unia Gospodarcza Regionu Śremskiego - Śremski Ośrodek Wspierania Małej Przedsiębiorczości, Śrem	2012	1,14	0,97	0,17	0,00	0,00	0	0				0,00	0,00				0,00	0,00				
25	Bydgoski Fundusz Poręczeń Kredytowych Spółka z ograniczoną odpowiedzialnością; Bydgoszcz	2007PL161PO006	specific fund	Article 44 §1 (a)	Bydgoski Fundusz Poręczeń Kredytowych Spółka z ograniczoną odpowiedzialnością, ul. Gdańska 32 85-006 Bydgoszcz	2009	2,42	2,42	0,00	0,00	0,04	43		43			2,16		2,16			2,16		2,16			
26	Fundusz Poręczeń Kredytowych przy Towarzystwie Rozwoju Gminy Płużnica; Płużnica	2007PL161PO006	specific fund	Article 44 §1 (a)	Towarzystwo Rozwoju Gminy Płużnica, 87-214 Płużnica	2010	0,23	0,23	0,00	0,00	0,00	60479		60479			0,06		0,06			0,06		0,06			
27	Grudziądzkie Poręczenia Kredytowe Spółka z ograniczoną odpowiedzialnością; Grudziądz	2007PL161PO006	specific fund	Article 44 §1 (a)	Grudziądzkie Poręczenia Kredytowe Spółka z ograniczoną odpowiedzialnością, ul. Sienkiewicza 22, 86-300 Grudziądz	2009	1,93	1,93	0,00	0,00	0,12	64		64			1,93		1,93			1,93		1,93			
28	Grudziądzkie Poręczenia Kredytowe Spółka z ograniczoną odpowiedzialnością; Grudziądz [II]	2007PL161PO006	specific fund	Article 44 §1 (a)	Grudziądzkie Poręczenia Kredytowe Spółka z ograniczoną odpowiedzialnością, ul. Sienkiewicza 22, 86-300 Grudziądz	2010	0,95	0,95	0,00	0,00	0,06	28		28			1,19		1,19			1,19		1,19			
29	Kujawskie Poręczenia Kredytowe Spółka z ograniczoną odpowiedzialnością; Włocławek	2007PL161PO006	specific fund	Article 44 §1 (a)	Kujawskie Poręczenia Kredytowe Spółka z ograniczoną odpowiedzialnością, ul. Toruńska 148 lok B07, 87-800 Włocławek	2009	1,33	1,33	0,00	0,00	0,08	47		47			1,20		1,20			1,20		1,20			
30	Kujawsko-Pomorski Fundusz Poręczeń Kredytowych Spółka z ograniczoną odpowiedzialnością; Toruń	2007PL161PO006	specific fund	Article 44 §1 (a)	Kujawsko-Pomorski Fundusz Poręczeń Kredytowych Spółka z ograniczoną odpowiedzialnością, ul. Szosa Chełmińska 26, 87-100 Toruń	2009	6,87	6,87	0,00	0,00	0,18	163		163			9,40		9,40			9,40		9,40			
31	Kujawsko-Pomorski Fundusz Pożyczkowy Sp. z o.o.; Toruń	2007PL161PO006	specific fund	Article 44 §1 (a)	Kujawsko-Pomorski Fundusz Pożyczkowy Sp. z o.o., ul. Włocławska 167, 87-100 Toruń	2009	6,62	6,62	0,00	0,00	0,32	198	198				7,39	7,39				7,39	7,39				
32	Polskie Towarzystwo Ekonomiczne Oddział w Bydgoszczy; Bydgoszcz	2007PL161PO006	specific fund	Article 44 §1 (a)	Polskie Towarzystwo Ekonomiczne, ul. Długa 34, 85-034 Bydgoszcz	2010	0,86	0,86	0,00	0,00	0,02	18	18				0,65	0,65				0,65	0,65				
33	Subregionalny Fundusz Pożyczkowy "KUJAWIAK INWESTYCJE"; Szczecin	2007PL161PO006	specific fund	Article 44 §1 (a)	Polska Fundacja Przedsiębiorczości (Polish Entrepreneurs Foundation), ul. Monte Cassino 32, 70-466 Szczecin	2010	2,49	2,49	0,00	0,00	0,14	76	76				2,49	2,49				2,49	2,49				
34	Toruński Fundusz Poręczeń Kredytowych Spółka z ograniczoną odpowiedzialnością; Toruń	2007PL161PO006	specific fund	Article 44 §1 (a)	Toruński Fundusz Poręczeń Kredytowych Spółka z ograniczoną odpowiedzialnością, ul. Kopernika 27, 87 - 100 Toruń	2009	2,02	2,02	0,00	0,00	0,05	41		41			2,02		2,02			2,02		2,02			

I. Description and identification of the entities which implement FEIs						II. Amounts of OP contributions paid to FEIs (HF or specific fund)					III. Investments made by FEIs in final recipients																
1	2	3	4		5	6	7=8+9+10	8	9	10	11	12=13+14+15+16	13	14	15	16	17=18+19+20+21	18	19	20	21	22	23	24	25	26	
No.	Name of the fund	Operational Programme(s)	Type of FEI		Fund manager	Fund set-up	Amounts of OP contributions paid to the fund (HF or specific fund)	out of which			Management costs and fees	Total number of financial products offered	out of which				OP contributions invested in final recipients	out of which				SF contributions invested in final recipients	out of which				
			a) HF/specific fund	b) Article 44, §1 (a) or (b) or (c)				Structural Funds	National public co-financing	National private co-financing			loans	guarantees	equity / venture capital	other products		loans	guarantees	equity / venture capital	other products		loans	guarantees	equity / venture capital	other products	
35	Fundusz Pożyczkowy Biłgorajskiej Agencji Rozwoju Regionalnego S.A., Biłgoraj	2007PL161PO007	specific fund	Article 44 §1 (a)	Biłgorajska Agencja Rozwoju Regionalnego S.A., Biłgoraj	2009	2,76	2,40	0,00	0,36	0,61	124	124				1,33	1,33				1,33	1,33				
36	Fundusz Pożyczkowy Fundacji "OIC Poland", Lublin	2007PL161PO007	specific fund	Article 44 §1 (a)	Polska Fundacja Ośrodków Wspomagania Rozwoju Gospodarczego "OIC Poland", Lublin	2009	1,52	1,44	0,00	0,08	0,10	83	83				0,96	0,96				0,94	0,94				
37	Fundusz Pożyczkowy Fundacji Puławskie Centrum Przedsiębiorczości, Puławy	2007PL161PO007	specific fund	Article 44 §1 (a)	Fundacja Puławskie Centrum Przedsiębiorczości, Puławy	2009	2,49	2,38	0,00	0,11	0,16	113	113				0,83	0,83				0,78	0,78				
38	Polski Fundusz Gwarancyjny Spółka z ograniczoną odpowiedzialnością, Lublin	2007PL161PO007	specific fund	Article 44 §1 (a)	Polski Fundusz Gwarancyjny Sp. z o.o., Lublin	2009	10,86	9,23	1,63	0,00	0,64	125		125			6,41		6,41			6,41			6,41		
39	Puławski Fundusz Poręczeń Kredytowych, Puławy	2007PL161PO007	specific fund	Article 44 §1 (a)	Puławski Fundusz Poręczeń Kredytowych, Puławy	2009	2,46	1,99	0,35	0,12	0,07	23		23			0,35		0,35			0,35			0,35		
40	Regionalny Fundusz Pożyczkowy Lubelskiej Fundacji Rozwoju, Lublin	2007PL161PO007	specific fund	Article 44 §1 (a)	Lubelska Fundacja Rozwoju, Warszawa	2009	16,86	16,60	0,00	0,26	1,31	658	658				12,24	12,24				12,13	12,13				
41	Agencja Rozwoju Regionalnego S.A. (Lubuski Fundusz Pożyczkowy) - Zielona Góra	2007PL161PO008	specific fund	Article 44 §1 (a)	Agencja Rozwoju Regionalnego S.A. (Lubuski Fundusz Pożyczkowy) - Zielona Góra	2009	2,45	2,45	0,00	0,00	0,22	75	75				2,45	2,45				2,45	2,45				
42	Fundacja "Przedsiębiorczość" (Fundusz pożyczkowy w Żarach) - Żary	2007PL161PO008	specific fund	Article 44 §1 (a)	Fundacja "Przedsiębiorczość" (Fundusz pożyczkowy w Żarach) - Żary	2010	0,72	0,72	0,00	0,00	0,04	23	23				0,46	0,46				0,46	0,46				
43	Lubuski Fundusz Poręczeń Kredytowych Sp. z o.o. - Zielona Góra	2007PL161PO008	specific fund	Article 44 §1 (a)	Lubuski Fundusz Poręczeń Kredytowych Sp. z o.o. - Zielona Góra	2009	2,45	2,45	0,00	0,00	0,17	71		71			2,45		2,45			2,45			2,45		
44	Stowarzyszenie Wspierania Małej przedsiębiorczości z siedzibą w Dobiegniewie (Fundusz Pożyczkowy w Dobiegniewie) - Dobiegniew	2007PL161PO008	specific fund	Article 44 §1 (a)	Stowarzyszenie Wspierania Małej przedsiębiorczości z siedzibą w Dobiegniewie (Fundusz Pożyczkowy w Dobiegniewie) - Dobiegniew	2009	0,72	0,72	0,00	0,00	0,07	50	50				0,72	0,72				0,72	0,72				
45	Małopolski Fundusz Pożyczkowy dla mikro, małych i średnich przedsiębiorców dotkniętych klęskami żywiołowymi lub innymi zdarzeniami nadzwyczajnymi Małopolskiej Agencji Rozwoju Regionalnego S.A. w Krakowie	2007PL161PO010	specific fund	Article 44 §1 (a)	Małopolska Agencja Rozwoju Regionalnego S.A., Kraków	2010	1,26	1,07	0,19	0,00	0,03	6	6				0,23	0,23				0,19	0,19				

I. Description and identification of the entities which implement FEIs						II. Amounts of OP contributions paid to FEIs (HF or specific fund)					III. Investments made by FEIs in final recipients																	
1	2	3	4		5	6	7=8+9+10	8	9	10	11	12=13+14+15+16	13	14	15	16	17=18+19+20+21	18	19	20	21	22	23	24	25	26		
No.	Name of the fund	Operational Programme(s)	Type of FEI		Fund manager	Fund set-up	Amounts of OP contributions paid to the fund (HF or specific fund)	out of which			Management costs and fees	Total number of financial products offered	out of which				OP contributions invested in final recipients	out of which				SF contributions invested in final recipients	out of which					
			a) HF/specific fund	b) Article 44, §1 (a) or (b) or (c)				Structural Funds	National public co-financing	National private co-financing			loans	guarantees	equity / venture capital	other products		loans	guarantees	equity / venture capital	other products		loans	guarantees	equity / venture capital	other products		
46	Małopolski Fundusz Pożyczkowy dla pożyczek udzielanych w ramach funduszu dofinansowanego z Małopolskiego Regionalnego Programu Operacyjnego, Kraków	2007PL161PO010	specific fund	Article 44 §1 (a)	Małopolska Agencja Rozwoju Regionalnego S.A., Kraków	2009	4,26	3,62	0,64	0,00	0,18	112	112				3,15	3,15				2,68	2,68					
47	Małopolski Regionalny Fundusz Poręczenia dla poręczeń udzielanych w ramach MRPO, Kraków	2007PL161PO010	specific fund	Article 44 §1 (a)	Małopolski Regionalny Fundusz Poręczenia Sp.z o.o. w Krakowie	2010	12,61	10,72	1,89	0,00	0,12	22		22			0,70		0,70			0,60		0,60				
48	Mikro Fundusz Pożyczkowy Centrum Biznesu Małopolski Zachodniej Sp. z o.o. w Oświęcimiu	2007PL161PO010	specific fund	Article 44 §1 (a)	Centrum Biznesu Małopolski Zachodniej Sp.z o.o. w Oświęcimiu	2009	1,25	1,06	0,19	0,00	0,11	85	85				1,17	1,17				1,00	1,00					
49	Fundusz poręczenia "Galicja" dla przedsiębiorców z sektora MŚP, Nowy Sącz	2007PL161PO010	specific fund	Article 44 §1 (a)	Małopolski Fundusz Poręczeń Kredytowych sp.z o.o. w Nowym Sączu, Nowy Sącz	2010	1,76	1,50	0,26	0,00	0,03	9		9			0,29		0,29			0,25		0,25				
50	Fundusz Poręczeń Kredytowych "Małopolskie Inwestycje" Tarnów	2007PL161PO010	specific fund	Article 44 §1 (a)	Tarnowska Agencja Rozwoju Regionalnego S.A w Tarnowie	2010	1,26	1,07	0,19	0,00	0,02	7		7			0,30		0,30			0,26		0,26				
51	Fundusz Pożyczkowy Agencji Rozwoju Małopolski Zachodniej S.A. prowadzony przez ARMZ S.A. w Chrzanowie	2007PL161PO010	specific fund	Article 44 §1 (a)	Agencja Rozwoju Małopolski Zachodniej S.A. Chrzanów	2009	1,75	1,49	0,26	0,00	0,07	69	69				1,16	1,16				0,98	0,98					
52	Fundusz Pożyczkowy dla przedsiębiorców poszkodowanych w wyniku klęsk żywiołowych działający w ramach Tarnowskiej Agencji Rozwoju Regionalnego S.A. w Tarnowie	2007PL161PO010	specific fund	Article 44 §1 (a)	Tarnowska Agencja Rozwoju Regionalnego S.A. w Tarnowie	2010	1,26	1,07	0,19	0,00	0,06	30	30				1,26	1,26				1,07	1,07					
53	Fundusz Pożyczkowy Fundacji Rozwoju Regionu Rabka "Nowe inwestycje w Małopolsce", Rabka Zdrój	2007PL161PO010	specific fund	Article 44 §1 (a)	Fundacja Rozwoju Regionu Rabka, Rabka - Zdrój	2009	2,08	1,77	0,31	0,00	0,19	188	188				2,08	2,08				1,77	1,77					
54	Fundusz Pożyczkowy Fundacji Rozwoju Regionu Rabka "Rozwój Turystyki w Małopolsce", Rabka-Zdrój	2007PL161PO010	specific fund	Article 44 §1 (a)	Fundacja Rozwoju Regionu Rabka, Rabka-Zdrój	2009	2,08	1,77	0,31	0,00	0,17	77	77				1,64	1,64				1,40	1,40					
55	Fundusz Pożyczkowy Janosik Fundacji na rzecz Rozwoju Polskiego Rolnictwa w Warszawie	2007PL161PO010	specific fund	Article 44 §1 (a)	Fundacja na rzecz Rozwoju Polskiego Rolnictwa, Warszawa	2009	2,55	2,17	0,38	0,00	0,13	179	179				2,55	2,55				2,17	2,17					

I. Description and identification of the entities which implement FEIs						II. Amounts of OP contributions paid to FEIs (HF or specific fund)					III. Investments made by FEIs in final recipients																
1	2	3	4		5	6	7=8+9+10	8	9	10	11	12=13+14+15+16	13	14	15	16	17=18+19+20+21	18	19	20	21	22	23	24	25	26	
No.	Name of the fund	Operational Programme(s)	Type of FEI		Fund manager	Fund set-up	Amounts of OP contributions paid to the fund (HF or specific fund)	out of which			Management costs and fees	Total number of financial products offered	out of which				OP contributions invested in final recipients	out of which				SF contributions invested in final recipients	out of which				
			a) HF/specific fund	b) Article 44, §1 (a) or (b) or (c)				Structural Funds	National public co-financing	National private co-financing			loans	guarantees	equity / venture capital	other products		loans	guarantees	equity / venture capital	other products		loans	guarantees	equity / venture capital	other products	
56	Fundusz Pożyczkowy "Klęski Żywiolowe", Rabka Zdrój	2007PL161PO010	specific fund	Article 44 §1 (a)	Fudacja Rozwoju Regionu Rabka, Rabka-Zdrój	2010	2,21	1,88	0,33	0,00	0,11	37	37				2,15	2,15				1,82	1,82				
57	Fundusz Pożyczkowy "Odbudowa" Stowarzyszenia "Samorządowe Centrum Przedsiębiorczości i Rozwoju" w Suchoj Beskidzkiej	2007PL161PO010	specific fund	Article 44 §1 (a)	Stowarzyszenie "Samorządowe Centrum Przedsiębiorczości i Rozwoju" w Suchoj Beskidzkiej, Sucha Beskidzka	2010	1,76	1,50	0,26	0,00	0,06	29	29				1,77	1,77				1,50	1,50				
58	Fundusz Pożyczkowy "Skawa" - Stowarzyszenia "Samorządowe Centrum Przedsiębiorczości i Rozwoju" w Suchoj Beskidzkiej	2007PL161PO010	specific fund	Article 44 §1 (a)	Stowarzyszenie "Samorządowe Centrum Przedsiębiorczości i Rozwoju" w Suchoj Beskidzkiej, Sucha Beskidzka	2009	2,51	2,13	0,38	0,00	0,19	188	188				2,51	2,51				2,13	2,13				
59	Fundacja na rzecz Rozwoju Polskiego Rolnictwa, Warszawa	2007PL161PO011	specific fund	Article 44 §1 (a)	Fundacja na rzecz Rozwoju Polskiego Rolnictwa, Warszawa	2010	4,67	4,67			0,22	233	233				4,67	4,67				4,67	4,67				
60	Mazowiecki Fundusz Poreczeń Kredytowych Sp z o.o., Warszawa	2007PL161PO011	specific fund	Article 44 §1 (a)	Mazowiecki Fundusz Poreczeń Kredytowych Sp z o.o., Warszawa	2010	17,65	17,65			0,34	73		73			4,43		4,43			4,43			4,43		
61	Mazowiecki Regionalny Fundusz Pożyczkowy Sp. z o. o. Warszawa	2007PL161PO011	specific fund	Article 44 §1 (a)	Mazowiecki Regionalny Fundusz Pożyczkowy Sp. z o. o. Warszawa	2012	1,27	1,27			0,06	4	4				0,08	0,08				0,08	0,08				
62	Mazowiecki Regionalny Fundusz Pożyczkowy Sp. z o.o. Warszawa	2007PL161PO011	specific fund	Article 44 §1 (a)	Mazowiecki Regionalny Fundusz Pożyczkowy Sp. z o.o., Warszawa	2010	5,04	5,04			0,26	88	88				5,04	5,04				5,04	5,04				
63	OSTROLECKI RUCH WSPIERANIA PRZEDSIĘBIORCZOŚCI, Ostrołęka	2007PL161PO011	specific fund	Article 44 §1 (a)	OSTROLECKI RUCH WSPIERANIA PRZEDSIĘBIORCZOŚCI, Ostrołęka	2012	2,41	2,41			0,11	8	8				0,24	0,24				0,24	0,24				
64	Fundacja Rozwoju Śląska oraz Wspierania Inicjatyw Lokalnych Opole Umowa nr 001/12 - pożyczka/fundusz pożyczkowy	2007PL161PO012	specific fund	Article 44 §1 (a)	Fundacja Rozwoju Śląska oraz Wspierania Inicjatyw Lokalnych ul. Słowackiego 10 45-364 Opole	2012	6,35	6,35	0,00	0,00	0,44	39	39				1,01	1,01				1,01	1,01				
65	Fundacja Rozwoju Śląska oraz Wspierania Inicjatyw Lokalnych Opole Umowa nr 002/10 - pożyczka/fundusz pożyczkowy	2007PL161PO012	specific fund	Article 44 §1 (a)	Fundacja Rozwoju Śląska oraz Wspierania Inicjatyw Lokalnych ul. Słowackiego 10, 45-364 Opole	2010	5,04	5,04	0,00	0,00	0,15	95	95				4,60	4,60				4,60	4,60				
66	Fundacja Rozwoju Śląska oraz Wspierania Inicjatyw Lokalnych Opole Umowa nr 004/09 - pożyczka/fundusz pożyczkowy	2007PL161PO012	specific fund	Article 44 §1 (a)	Fundacja Rozwoju Śląska oraz Wspierania Inicjatyw Lokalnych ul. Słowackiego 10, 45-364 Opole	2009	5,66	5,66	0,00	0,00	0,19	171	171				5,40	5,40				5,40	5,40				



I. Description and identification of the entities which implement FEIs						II. Amounts of OP contributions paid to FEIs (HF or specific fund)					III. Investments made by FEIs in final recipients																
1	2	3	4		5	6	7=8+9+10	8	9	10	11	12=13+14+15+16	13	14	15	16	17=18+19+20+21	18	19	20	21	22	23	24	25	26	
No.	Name of the fund	Operational Programme(s)	Type of FEI		Fund manager	Fund set-up	Amounts of OP contributions paid to the fund (HF or specific fund)	out of which			Management costs and fees	Total number of financial products offered	out of which				OP contributions invested in final recipients	out of which				SF contributions invested in final recipients	out of which				
			a) HF/specific fund	b) Article 44, §1 (a) or (b) or (c)				Structural Funds	National public co-financing	National private co-financing			loans	guarantees	equity / venture capital	other products		loans	guarantees	equity / venture capital	other products		loans	guarantees	equity / venture capital	other products	
67	Opolski Regionalny Fundusz Poręczeń Kredytowych Sp. z o.o. w Opolu Opole	2007PL161PO012	specific fund	Article 44 §1 (a)	Opolski Regionalny Fundusz Poręczeń Kredytowych Sp. z o.o. w Opolu ul. Kollątaja 11/28, 45-064 Opole	2009	2,40	2,40	0,00	0,00	0,05	77		77			2,31		2,31			2,31			2,31		
68	Wojewódzki Fundusz Ochrony Środowiska i Gospodarki Wodnej w Opolu Opole	2007PL161PO012	specific fund	Article 44 §1 (a)	Wojewódzki Fundusz Ochrony Środowiska i Gospodarki Wodnej w Opolu ul. Krakowska 53, 45-064 Opole	2009	5,52	5,52	0,00	0,00	0,17	93	93				3,89	3,89				3,89	3,89				
69	Fundacja Rozwoju Śląska oraz Wspierania Inicjatyw Lokalnych Opole Umowa nr 001/12 - pożyczka/fundusz pożyczkowy	2007PL161PO012	specific fund	Article 44 §1 (a)	Fundacja Rozwoju Śląska oraz Wspierania Inicjatyw Lokalnych ul. Słowackiego 10 45-364 Opole	2012	6,35	6,35	0,00	0,00	0,44	39	39				1,01	1,01				1,01	1,01				
70	Fundacja Rozwoju Śląska oraz Wspierania Inicjatyw Lokalnych Opole Umowa nr 002/10 - pożyczka/fundusz pożyczkowy	2007PL161PO012	specific fund	Article 44 §1 (a)	Fundacja Rozwoju Śląska oraz Wspierania Inicjatyw Lokalnych ul. Słowackiego 10, 45-364 Opole	2010	5,04	5,04	0,00	0,00	0,15	95	95				4,60	4,60				4,60	4,60				
71	Fundacja Rozwoju Śląska oraz Wspierania Inicjatyw Lokalnych Opole Umowa nr 004/09 - pożyczka/fundusz pożyczkowy	2007PL161PO012	specific fund	Article 44 §1 (a)	Fundacja Rozwoju Śląska oraz Wspierania Inicjatyw Lokalnych ul. Słowackiego 10, 45-364 Opole	2009	5,66	5,66	0,00	0,00	0,19	171	171				5,40	5,40				5,40	5,40				
72	Opolski Regionalny Fundusz Poręczeń Kredytowych Sp. z o.o. w Opolu Opole	2007PL161PO012	specific fund	Article 44 §1 (a)	Opolski Regionalny Fundusz Poręczeń Kredytowych Sp. z o.o. w Opolu ul. Kollątaja 11/28, 45-064 Opole	2009	2,40	2,40	0,00	0,00	0,05	77		77			2,31		2,31			2,31			2,31		
73	Wojewódzki Fundusz Ochrony Środowiska i Gospodarki Wodnej w Opolu Opole	2007PL161PO012	specific fund	Article 44 §1 (a)	Wojewódzki Fundusz Ochrony Środowiska i Gospodarki Wodnej w Opolu ul. Krakowska 53, 45-064 Opole	2009	5,52	5,52	0,00	0,00	0,17	93	93				3,89	3,89				3,89	3,89				
74	Fundacja Rozwoju Śląska oraz Wspierania Inicjatyw Lokalnych Opole Umowa nr 001/12 - pożyczka/fundusz pożyczkowy	2007PL161PO012	specific fund	Article 44 §1 (a)	Fundacja Rozwoju Śląska oraz Wspierania Inicjatyw Lokalnych ul. Słowackiego 10 45-364 Opole	2012	6,35	6,35	0,00	0,00	0,44	39	39				1,01	1,01				1,01	1,01				
75	Fundacja Rozwoju Śląska oraz Wspierania Inicjatyw Lokalnych Opole Umowa nr 002/10 - pożyczka/fundusz pożyczkowy	2007PL161PO012	specific fund	Article 44 §1 (a)	Fundacja Rozwoju Śląska oraz Wspierania Inicjatyw Lokalnych ul. Słowackiego 10, 45-364 Opole	2010	5,04	5,04	0,00	0,00	0,15	95	95				4,60	4,60				4,60	4,60				
76	Fundacja Rozwoju Śląska oraz Wspierania Inicjatyw Lokalnych Opole Umowa nr 004/09 - pożyczka/fundusz pożyczkowy	2007PL161PO012	specific fund	Article 44 §1 (a)	Fundacja Rozwoju Śląska oraz Wspierania Inicjatyw Lokalnych ul. Słowackiego 10, 45-364 Opole	2009	5,66	5,66	0,00	0,00	0,19	171	171				5,40	5,40				5,40	5,40				
77	Opolski Regionalny Fundusz Poręczeń Kredytowych Sp. z o.o. w Opolu Opole	2007PL161PO012	specific fund	Article 44 §1 (a)	Opolski Regionalny Fundusz Poręczeń Kredytowych Sp. z o.o. w Opolu ul. Kollątaja 11/28, 45-064 Opole	2009	2,40	2,40	0,00	0,00	0,05	77		77			2,31		2,31			2,31			2,31		

I. Description and identification of the entities which implement FEIs						II. Amounts of OP contributions paid to FEIs (HF or specific fund)					III. Investments made by FEIs in final recipients																
1	2	3	4		5	6	7=8+9+10	8	9	10	11	12=13+14+15+16	13	14	15	16	17=18+19+20+21	18	19	20	21	22	23	24	25	26	
No.	Name of the fund	Operational Programme(s)	Type of FEI		Fund manager	Fund set-up	Amounts of OP contributions paid to the fund (HF or specific fund)	out of which			Management costs and fees	Total number of financial products offered	out of which				OP contributions invested in final recipients	out of which				SF contributions invested in final recipients	out of which				
			a) HF/specific fund	b) Article 44, §1 (a) or (b) or (c)				Structural Funds	National public co-financing	National private co-financing			loans	guarantees	equity / venture capital	other products		loans	guarantees	equity / venture capital	other products		loans	guarantees	equity / venture capital	other products	
78	Wojewódzki Fundusz Ochrony Środowiska i Gospodarki Wodnej w Opolu Opole	2007PL161PO012	specific fund	Article 44 §1 (a)	Wojewódzki Fundusz Ochrony Środowiska i Gospodarki Wodnej w Opolu ul. Krakowska 53, 45-064 Opole	2009	5,52	5,52	0,00	0,00	0,17	93	93				3,89	3,89				3,89	3,89				
79	Fundusz poręczeńiowy of "Credit guarantees" LLC, Warsaw, RPPK.01.01.00-18-001/10	2007PL161PO013	specific fund	Article 44 §1 (a)	"Credit guarantees" LLC, Łańcut	2010	2,64	2,04	0,36	0,24	0,19	30		30			0,85		0,85			0,72		0,72			
80	Fundusz poręczeńiowy of Podkarpacki Credit Guarantee Fund LLC, Rzeszów, RPPK.01.01.00-18-008/10	2007PL161PO013	specific fund	Article 44 §1 (a)	Podkarpacki Credit Guarantee Fund LLC, Rzeszów	2010	2,40	2,04	0,36	0,00	0,24	77		77			2,16		2,16			1,84		1,84			
81	Fundusz poręczeńiowy of Podkarpacki Credit Guarantee Fund LLC, Rzeszów, RPPK.01.01.00-18-008/12	2007PL161PO013	specific fund	Article 44 §1 (a)	Podkarpacki Credit Guarantee Fund LLC, Rzeszów	2012	2,19	1,86	0,33	0,00	0,12	1		1			0,04		0,04			0,04		0,04			
82	Fundusz pożyczkowy of Leżajsk Development Association, Leżajsk, RPPK.01.01.00-18-002/10	2007PL161PO013	specific fund	Article 44 §1 (a)	Leżajsk Development Association, Leżajsk	2010	2,78	2,12	0,37	0,29	0,36	94	94				1,25	1,25				1,06	1,06				
83	Fundusz pożyczkowy of Leżajsk Development Association, Leżajsk, RPPK.01.01.00-18-007/12	2007PL161PO013	specific fund	Article 44 §1 (a)	Leżajsk Development Association, Leżajsk	2012	2,72	2,07	0,37	0,28	0,27						0,00	0,00				0,00	0,00				
84	Fundusz pożyczkowy of Podkarpacka Chamber of Commerce, Krosno, RPPK.01.01.00-18-007/10	2007PL161PO013	specific fund	Article 44 §1 (a)	Podkarpacka Chamber of Commerce, Krosno	2010	0,74	0,57	0,10	0,07	0,08	32	32				0,35	0,35				0,30	0,30				
85	Fundusz pożyczkowy of Regional Chamber of Commerce, Stalowa Wola, RPPK.01.01.00-18-004/10	2007PL161PO013	specific fund	Article 44 §1 (a)	Regional Chamber of Commerce, Stalowa Wola	2010	2,40	2,04	0,36	0,00	0,36	68	68				2,04	2,04				1,74	1,74				
86	Fundusz pożyczkowy of Regional Chamber of Commerce, Stalowa Wola, RPPK.01.01.00-18-006/12	2007PL161PO013	specific fund	Article 44 §1 (a)	Regional Chamber of Commerce, Stalowa Wola	2012	2,44	1,97	0,35	0,12	0,19	5	5				0,18	0,18				0,15	0,15				
87	Fundusz pożyczkowy of Regional Development Agency MARR SA, Mielec, RPPK.01.01.00-18-001/12	2007PL161PO013	specific fund	Article 44 §1 (a)	Regional Development Agency MARR SA, Mielec	2012	2,65	2,07	0,37	0,21	0,20	8	8				0,62	0,62				0,53	0,53				
88	Fundusz pożyczkowy of Regional Development Agency MARR SA, Mielec, RPPK.01.01.00-18-005/10	2007PL161PO013	specific fund	Article 44 §1 (a)	Regional Development Agency MARR SA, Mielec	2010	2,77	2,12	0,37	0,28	0,36	73	73				2,41	2,41				2,05	2,05				
89	Fundusz pożyczkowy of Regional Development Agency SA, Rzeszów, RPPK.01.01.00-18-005/12	2007PL161PO013	specific fund	Article 44 §1 (a)	Regional Development Agency SA, Rzeszów	2012	2,44	2,07	0,37	0,00	0,13						0,00	0,00				0,00	0,00				
90	Fundusz pożyczkowy of Rural Development Foundation, Warsaw, RPPK.01.01.00-18-002/12	2007PL161PO013	specific fund	Article 44 §1 (a)	Rural Development Foundation, Warsaw	2012	2,64	2,06	0,36	0,22	0,25	8	8				0,00	0,00				0,00	0,00				

I. Description and identification of the entities which implement FEIs						II. Amounts of OP contributions paid to FEIs (HF or specific fund)					III. Investments made by FEIs in final recipients																
1	2	3	4		5	6	7=8+9+10	8	9	10	11	12=13+14+15+16	13	14	15	16	17=18+19+20+21	18	19	20	21	22	23	24	25	26	
No.	Name of the fund	Operational Programme(s)	Type of FEI		Fund manager	Fund set-up	Amounts of OP contributions paid to the fund (HF or specific fund)	out of which			Management costs and fees	Total number of financial products offered	out of which				OP contributions invested in final recipients	out of which				SF contributions invested in final recipients	out of which				
			a) HF/specific fund	b) Article 44, §1 (a) or (b) or (c)				Structural Funds	National public co-financing	National private co-financing			loans	guarantees	equity / venture capital	other products		loans	guarantees	equity / venture capital	other products		loans	guarantees	equity / venture capital	other products	
91	Fundusz pożyczkowy of Rural Development Foundation, Warsaw, RPPK.01.01.00-18-006/10	2007PL161PO013	specific fund	Article 44 §1 (a)	Rural Development Foundation, Warsaw	2010	2,77	2,14	0,38	0,25	0,20	890	890				2,31	2,31				1,96	1,96				
92	Fundusz pożyczkowy of Tarnobrzaska Regional Development Agency SA, Tarnobrzeg, RPPK.01.01.00-18-004/12	2007PL161PO013	specific fund	Article 44 §1 (a)	Tarnobrzaska Regional Development Agency SA, Tarnobrzeg	2012	1,30	1,04	0,18	0,08	0,13	0	0				0,00	0,00				0,00	0,00				
93	(1)Agencja Rozwoju Regionalnego "ARES" Spółka Akcyjna w Suwałkach, 16-400 Suwałki, ul. Noniewiczza 42A	2007PL161PO014	specific fund	Article 44 §1 (a)	(1)Agencja Rozwoju Regionalnego "ARES" Spółka Akcyjna w Suwałkach, 16-400 Suwałki, ul. Noniewiczza 42A	2010	3,82	3,82	0,00	0,00	0,17	41	41				3,82	3,82				3,82	3,82				
94	(2)Agencja Rozwoju Regionalnego "ARES" Spółka Akcyjna w Suwałkach, 16-400 Suwałki, ul. Noniewiczza 42A	2007PL161PO014	specific fund	Article 44 §1 (a)	(2)Agencja Rozwoju Regionalnego "ARES" Spółka Akcyjna w Suwałkach, 16-400 Suwałki, ul. Noniewiczza 42A	2010	2,76	2,76	0,00	0,00	0,09	31	31				1,89	1,89				1,89	1,89				
95	(3)Agencja Rozwoju Regionalnego "ARES" Spółka Akcyjna w Suwałkach, 16-400 Suwałki, ul. Noniewiczza 42A	2007PL161PO014	specific fund	Article 44 §1 (a)	(3)Agencja Rozwoju Regionalnego "ARES" Spółka Akcyjna w Suwałkach, 16-400 Suwałki, ul. Noniewiczza 42A	2010	4,02	4,02	0,00	0,00	0,03	9		9			0,76		0,76			0,76		0,76			
96	Fundacja na rzecz Rozwoju Polskiego Rolnictwa, 01-682 Warszawa, ul. Gombrowicza 19	2007PL161PO014	specific fund	Article 44 §1 (a)	Fundacja na rzecz Rozwoju Polskiego Rolnictwa, 01-682 Warszawa, ul. Gombrowicza 19	2010	2,55	2,55	0,00	0,00	0,12	96	96				2,03	2,03				2,03	2,03				
97	Fundacja Rozwoju Przedsiębiorczości w Suwałkach, 16-400 Suwałki, ul. T. Kościuszki 62	2007PL161PO014	specific fund	Article 44 §1 (a)	Fundacja Rozwoju Przedsiębiorczości w Suwałkach, 16-400 Suwałki, ul. T. Kościuszki 62	2010	3,83	3,83	0,00	0,00	0,17	36	36				3,58	3,58				3,58	3,58				
98	Łomżyński Fundusz Poręczeń Kredytowych Spółka z ograniczoną odpowiedzialnością, 18-400 Łomża, ul M.C. Skłodowskiej 1	2007PL161PO014	specific fund	Article 44 §1 (a)	Łomżyński Fundusz Poręczeń Kredytowych Spółka z ograniczoną odpowiedzialnością, 18-400 Łomża, ul M.C. Skłodowskiej 1	2010	3,77	3,77	0,00	0,00	0,16	96		96			3,16		3,16			3,16		3,16			
99	Podlaska Fundacja Rozwoju Regionalnego, 15-073 Białystok, ul. Starobojarska 15	2007PL161PO014	specific fund	Article 44 §1 (a)	Podlaska Fundacja Rozwoju Regionalnego, 15-073 Białystok, ul. Starobojarska 15	2010	2,55	2,55	0,00	0,00	0,00	83	83				1,89	1,89				1,89	1,89				
100	Podlaski Fundusz Poręczeń Spółka z ograniczoną odpowiedzialnością, 15-073 Białystok, ul. Starobojarska 15	2007PL161PO014	specific fund	Article 44 §1 (a)	Podlaski Fundusz Poręczeń Spółka z ograniczoną odpowiedzialnością, 15-073 Białystok, ul. Starobojarska 15	2010	12,77	12,77	0,00	0,00	0,00	181		181			9,18		9,18			9,18		9,18			
101	Pomorski Fundusz Pożyczkowy Spółka z ograniczoną odpowiedzialnością, Gdańsk	2007PL161PO015	specific fund	Article 44 §1 (a)	Pomorski Fundusz Pożyczkowy Spółka z ograniczoną odpowiedzialnością, Gdańsk	2009	4,09	3,07		1,02	0,45						6,75	6,75				5,06	5,06				

I. Description and identification of the entities which implement FEIs						II. Amounts of OP contributions paid to FEIs (HF or specific fund)					III. Investments made by FEIs in final recipients															
1	2	3	4		5	6	7=8+9+10	8	9	10	11	12=13+14+15+16	13	14	15	16	17=18+19+20+21	18	19	20	21	22	23	24	25	26
No.	Name of the fund	Operational Programme(s)	Type of FEI		Fund manager	Fund set-up	Amounts of OP contributions paid to the fund (HF or specific fund)	out of which			Management costs and fees	Total number of financial products offered	out of which				OP contributions invested in final recipients	out of which				SF contributions invested in final recipients	out of which			
			a) HF/specific fund	b) Article 44, §1 (a) or (b) or (c)				Structural Funds	National public co-financing	National private co-financing			loans	guarantees	equity / venture capital	other products		loans	guarantees	equity / venture capital	other products		loans	guarantees	equity / venture capital	other products
102	Regionalne Towarzystwo Inwestycyjne Spółka Akcyjna, Dzierżoń	2007PL161PO015	specific fund	Article 44 §1 (a)	Regionalne Towarzystwo Inwestycyjne Spółka Akcyjna, Dzierżoń	2009	1,25	0,94	0,31	0,04							1,33		1,33			1,00		1,00		
103	Slupskie Stowarzyszenie Innowacji Gospodarczych i Przedsiębiorczości, Słupsk	2007PL161PO015	specific fund	Article 44 §1 (a)	Slupskie Stowarzyszenie Innowacji Gospodarczych i Przedsiębiorczości, Słupsk	2009	2,76	2,07	0,69	0,06							2,70	2,70				2,02	2,02			
104	Fundusz Pożyczkowy, Sandomierz	2007PL161PO018	specific fund	Article 44 §1 (a)	Ośrodek Promowania i Wspierania Przedsiębiorczości Rolnej, Sandomierz	2010	2,20	1,76	0,00	0,44	0,20	58	58				1,23	1,23				0,98	0,98			
105	Fundusz Pożyczkowy Województwa Świętokrzyskiego sp. z o.o. Kielce	2007PL161PO018	specific fund	Article 44 §1 (a)	Fundusz Pożyczkowy Województwa Świętokrzyskiego sp. z o.o., Kielce	2010	15,05	12,79	0,00	2,26	1,91	106	106				7,83	7,83				6,66	6,66			
106	Lokalny fundusz pożyczkowy, Pierzchnica	2007PL161PO018	specific fund	Article 44 §1 (a)	Fundacja Rozwoju Regionu Pierzchnica, Pierzchnica	2010	3,16	2,51	0,00	0,65	0,30	126	126				2,14	2,14				1,70	1,70			
107	Świętokrzyski Fundusz Poręczeniowy sp. z o.o. Kielce	2007PL161PO018	specific fund	Article 44 §1 (a)	Świętokrzyski Fundusz Poręczeniowy sp. z o.o. Kielce	2010	6,77	5,08	1,69	0,37		51		51			2,75		2,75			2,06		2,06		
108	Świętokrzyski Fundusz Pożyczkowy, Końskie	2007PL161PO018	specific fund	Article 44 §1 (a)	Koneckie Stowarzyszenie Wspierania Przedsiębiorczości, Końskie	2010	6,38	5,42	0,00	0,96	0,73	201	201				5,52	5,52				4,69	4,69			
109	Fundusz poręczeń kredytowych i wspierania finansowego FUNDSTAR Starachowice	2007PL161PO018	specific fund	Article 44 §1 (a)	Agencja Rozwoju Regionalnego w Starachowicach	2010	1,52	1,25	0,00	0,27	0,15	3		3			0,16		0,16			0,13		0,13		
110	Fundusz Pożyczkowy FUNDSTAR 2 27-200 Starachowice ul. Mickiewicza 1a	2007PL161PO018	specific fund	Article 44 §1 (a)	Agencja Rozwoju Regionalnego w Starachowicach 27-200 Starachowice ul. Mickiewicza 1 a	2010	0,36	0,28	0,00	0,08	0,02	18	18				0,34	0,34				0,27	0,27			
111	fundusz poręczeniowy, Śląski Regionalny Fundusz Poręczeniowy Spółka z ograniczoną odpowiedzialnością/guarantee fund, Silesia Regional Guarantee Fund-limited liability company (in Katowice)	2007PL161PO019	specific fund	Article 44 §1 (a)	fundusz poręczeniowy, Śląski Regionalny Fundusz Poręczeniowy Spółka z ograniczoną odpowiedzialnością/guarantee fund, Silesia Regional Guarantee Fund-limited liability company (in Katowice)	2010	5,95	5,04	0,00	0,91	0,44	90		90			2,74		2,74			2,32		2,32		
112	fundusz pożyczkowy, Agencja Rozwoju Lokalnego S.A./loan fund, Local Development Agency- joint stock company (in Sosnowiec)	2007PL161PO019	specific fund	Article 44 §1 (a)	fundusz pożyczkowy, Agencja Rozwoju Lokalnego S.A./loan fund, Local Development Agency- joint stock company (in Sosnowiec)	2010	0,58	0,49	0,00	0,09	0,03	46	46				0,56	0,56				0,47	0,47			

I. Description and identification of the entities which implement FEIs						II. Amounts of OP contributions paid to FEIs (HF or specific fund)					III. Investments made by FEIs in final recipients																
1	2	3	4		5	6	7=8+9+10	8	9	10	11	12=13+14+15+16	13	14	15	16	17=18+19+20+21	18	19	20	21	22	23	24	25	26	
No.	Name of the fund	Operational Programme(s)	Type of FEI		Fund manager	Fund set-up	Amounts of OP contributions paid to the fund (HF or specific fund)	out of which			Management costs and fees	Total number of financial products offered	out of which				OP contributions invested in final recipients	out of which				SF contributions invested in final recipients	out of which				
			a) HF/specific fund	b) Article 44, §1 (a) or (b) or (c)				Structural Funds	National public co-financing	National private co-financing			loans	guarantees	equity / venture capital	other products		loans	guarantees	equity / venture capital	other products		loans	guarantees	equity / venture capital	other products	
113	fundusz pożyczkowy, Agencja Rozwoju Regionalnego w Częstochowie S.A./loan fund, Regional Development Agency - joint stock company in Częstochowa	2007PL161PO019	specific fund	Article 44 §1 (a)	fundusz pożyczkowy, Agencja Rozwoju Regionalnego w Częstochowie S.A./loan fund, Regional Development Agency - joint stock company in Częstochowa	2010	1,25	1,00	0,00	0,25	0,15	19	19				0,48	0,48				0,38	0,38				
114	fundusz pożyczkowy, Fundusz Górnośląski S.A./loan fund, Górnośląski Fund - joint stock company (in Katowice)	2007PL161PO019	specific fund	Article 44 §1 (a)	fundusz pożyczkowy, Fundusz Górnośląski S.A./loan fund, Górnośląski Fund - joint stock company (in Katowice)	2010	12,59	10,05	0,00	2,54	0,83	85	85				7,60	7,60				6,10	6,10				
115	Fundusz poręczeniowy (Działdowska Agencja Rozwoju S.A. w Działdowie)	2007PL161PO020	specific fund	Article 44 §1 (a)	Działdowska Agencja Rozwoju S.A. w Działdowie	2009	9,68	9,68	0,00	0,00	0,56	268		268			11,19		11,19								
116	Fundusz poręczeniowy (Działdowska Agencja Rozwoju S.A. w Działdowie)	2007PL161PO020	specific fund	Article 44 §1 (a)	Działdowska Agencja Rozwoju S.A. w Działdowie	2012	1,46	1,46	0,00	0,00	0,00	0		0			0,00		0,00			0,00		0,00			
117	Fundusz pożyczkowy (Warmińsko-Mazurska Agencja Rozwoju Regionalnego S.A. w Olsztynie)	2007PL161PO020	specific fund	Article 44 §1 (a)	Warmińsko-Mazurska Agencja Rozwoju Regionalnego S.A. w Olsztynie	2009	15,29	15,29	0,00	0,00	1,27	525	525				14,92	14,92				14,92	14,92				
118	Fundusz pożyczkowy (Warmińsko-Mazurska Agencja Rozwoju Regionalnego S.A. w Olsztynie)	2007PL161PO020	specific fund	Article 44 §1 (a)	Warmińsko-Mazurska Agencja Rozwoju Regionalnego S.A. w Olsztynie	2012	0,00	0,00	0,00	0,00	0,00	0	0				0,00	0,00				0,00	0,00				
119	EUROPEAN INVESTMENT BANK, LUKSEMBURG	2007PL161PO011	HF	-	European Investment Bank, Luksemburg	2011	35,33	30,03	5,30	0,00	0,75																
119	Bank Gospodarstwa Krajowego, Warszawa	2007PL161PO011	specific fund	Article 44 §1 (b)	Bank Gospodarstwa Krajowego, Warszawa	2012	34,16	29,04	5,12	0,00	0,56	0	0				0,00	0,00				0,00	0,00				
120	JESSICA HOLDING FUND POMORSKIE, LUXEMBOURG	2007PL161PO015	HF	-	-	2010	59,02	51,08	7,94		1,29																
120	Urban Development Fund, Warsaw	2007PL161PO015	specific fund	Article 44 §1 (b)	Bank Gospodarstwa Krajowego, Warsaw	2011	39,73	34,39	5,34	0,00	1,00	2	2														
120	Urban Development Fund, Warsaw (2)	2007PL161PO015	specific fund	Article 44 §1 (b)	Bank Ochrony Środowiska S.A., Warsaw	2011	17,00	14,71	2,29	0,00	0,44	2	2				1,92	1,92				1,66	1,66				
121	FUNDUSZ POWIERNICZY JESSICA	2007PL161PO016	HF	-	Europejski Bank Inwestycyjny (EBI)	2009	36,39	27,29	9,10		1,79																

I. Description and identification of the entities which implement FEIs						II. Amounts of OP contributions paid to FEIs (HF or specific fund)					III. Investments made by FEIs in final recipients																
1	2	3	4		5	6	7=8+9+10	8	9	10	11	12=13+14+15+16	13	14	15	16	17=18+19+20+21	18	19	20	21	22	23	24	25	26	
No.	Name of the fund	Operational Programme(s)	Type of FEI		Fund manager	Fund set-up	Amounts of OP contributions paid to the fund (HF or specific fund)	out of which			Management costs and fees	Total number of financial products offered	out of which				OP contributions invested in final recipients	out of which				SF contributions invested in final recipients	out of which				
			a) HF/specific fund	b) Article 44, §1 (a) or (b) or (c)				Structural Funds	National public co-financing	National private co-financing			loans	guarantees	equity / venture capital	other products		loans	guarantees	equity / venture capital	other products		loans	guarantees	equity / venture capital	other products	
121	Bank Ochrony Środowiska SA, Warszawa	2007PL161PO016	specific fund	Article 44 §1 (b)	Bank Ochrony Środowiska SA, Warszawa	2010	15,88	11,91	3,97	0,00	0,68						0,26	0,26				0,20	0,20				
121	Bank Zachodni WBK SA, Wrocław	2007PL161PO016	specific fund	Article 44 §1 (b)	Bank Zachodni WBK SA, Wrocław	2011	19,73	14,80	4,93	0,00	0,73						0,00	0,00				0,00	0,00				
122	JESSICA HOLDING FUND FOR WIELKOPOLSKA-EUROPEAN INVESTMENT BANK, LUXEMBOURG	2007PL161PO017	HF	-	European Investment Bank, Luxembourg	2009	66,27	50,88	15,39		1,89																
122	JESSICA Urban Development Fund for Wielkopolska, Bank Gospodarstwa Krajowego, Warszawa	2007PL161PO017	specific fund	Article 44 §1 (b)	Bank Gospodarstwa Krajowego, Warszawa	2010	62,33	47,86	14,47	0,00	1,93	8	8				0,34	0,34				0,26	0,26				
123	FUNDUSZ POWIERNICZY JESSICA	2007PL161PO019	HF	-	Europejski Bank Inwestycyjny (EBI) 98-100 boulevard Konrad Adenauer L-2950 Luxembourg	2010	62,84	53,41	9,43	0,00	2,82																
123	Bank Ochrony Środowiska S. A., Warszawa	2007PL161PO019	specific fund	Article 44 §1 (b)	Urban Development Fund of Bank Ochrony Środowiska S. A. Al. Jana Pawła II 12 00-950 Warszawa	2011	63,22	53,74	9,48	0,00	1,00	3	3				3,96	3,96				3,36	3,36				

Absorption of the OP contributions	level of HFs	851,22	684,86	166,36	0,00	21,20																						
	level of specific funds implemented with a HF	489,36	393,98	98,86	0,00	14,62	5947	2204	3743								186,55	87,40	95,79	3,36		152,25	74,87	74,51	2,87			
	level of specific funds implemented without a HF	386,77	357,17	14,47	15,13	21,19	68826	6594	62232								250,50	176,36	74,14			225,88	165,03	60,85				

I. Description and identification of the entities which implement FEIs						II. Amounts of OP contributions paid to FEIs (HF or specific fund)					III. Investments made by FEIs in final recipients																		
1	2	3	4		5	6	7=8+9+10	8	9	10	11	12=13+14+15+16	13	14	15	16	17=18+19+20+21	18	19	20	21	22	23	24	25	26			
No.	Name of the fund	Operational Programme(s)	Type of FEI		Fund manager	Fund set-up	Amounts of OP contributions paid to the fund (HF or specific fund)	out of which			Management costs and fees	Total number of financial products offered	out of which				OP contributions invested in final recipients	out of which				SF contributions invested in final recipients	out of which						
			a) HF/ specific fund	b) Article 44, §1 (a) or (b) or (c)				Structural Funds	National public co-financing	National private co-financing			loans	guarantees	equity / venture capital	other products		loans	guarantees	equity / venture capital	other products		loans	guarantees	equity / venture capital	other products			
1	FCR INOVCAPITAL FIAEA - FUNDO DE INVESTIMENTO DE APOIO AO EMPREENDEDORISMO DOS AÇORES, 9500-150 PONTA DELGADA	2007PT161PO006	HF	-	INOVCAPITAL - Sociedade de Capital de Risco, SA Limited Company Mainly Public, 4100-079 Porto	2010	0,91	0,77	0,14		0,03																		
1,1	FIAEA - Fundo de Investimento de Apoio ao Empreendedorismo dos Açores, 9500-150 Ponta Delgada	2007PT161PO006	specific fund	Article 44 §1 (a)	INOVCAPITAL - Sociedade de Capital de Risco, SA Limited Company Mainly Public, 4100-079 Porto		0,00	0,00	0,00	0,00																			
2	FINOVA - FUNDO DE APOIO AO FINANCIAMENTO À INOVAÇÃO - PORTO	2007PT161PO001	HF	-	PME Investimentos - Sociedade de Investimento, SA - Portugal, Porto	2008	199,33	154,48	44,85	0,00	2,55																		
		2007PT161PO005					12,75	3,47	9,28	0,00	0,21																		
		2007PT162PO001					33,20	8,68	24,52	0,00	0,59																		
2,1	16132 - FCR Portugal Ventures Internacionalização - Lisboa	2007PT161PO001	specific fund	Article 44 §1 (a)	Portugal Capital Ventures – Sociedade de Capital de Risco, S.A - Lisboa	2008	6,00	3,00	1,20	1,80	0,14	3762				1	3761	43,59			1,50	42,09	30,22			0,75	29,47		
2,2	16133 - FCR Beta Ciências da Vida - Maia	2007PT161PO001	specific fund	Article 44 §1 (a)	Beta Sociedade de Capital de Risco S.A - Maia	2010	0,76	0,53	0,00	0,23	0,02	3						0,56			0,56		0,39			0,39			
2,3	16134 - FCR ASK Celta Lisboa	2007PT161PO001	specific fund	Article 44 §1 (a)	ISQ - Sociedade de Capital de Risco, S.A - Lisboa	2010	2,00	1,00	0,00	1,00	0,04	0									0,00		0,00			0,00			
2,4	16135 - FCR Capital Criativo II - Lisboa	2007PT161PO001	specific fund	Article 44 §1 (a)	Capital Criativo SCR, SA - Lisboa	2010	14,35	7,00	0,00	7,35	0,32	5									6,70		3,27			3,27			
2,5	16136 - FCR ES Ventures Inovação e Internacionalização - Lisboa	2007PT161PO001	specific fund	Article 44 §1 (a)	Espírito Santo Capital - Soc. Capital Risco, S.A - Lisboa	2010	3,00	1,50	0,00	1,50	0,05	3									2,10		1,05			1,05			
2,6	16137 - FCR Portugal Ventures Indústrias Criativas - Lisboa	2007PT161PO001	specific fund	Article 44 §1 (a)	Portugal Capital Ventures – Sociedade de Capital de Risco, S.A - Lisboa	2010	1,80	0,90	0,00	0,90	0,11	1									0,41		0,21			0,21			
2,7	16140 - FCR Portugal Ventures Early Stages - Lisboa	2007PT161PO001	specific fund	Article 44 §1 (a)	Portugal Capital Ventures – Sociedade de Capital de Risco, S.A - Lisboa	2010	1,90	1,30	0,00	0,60	0,09	0									0,00		0,00			0,00			
2,8	16141 - FCR Minho e Internacionalização - Braga	2007PT161PO001	specific fund	Article 44 §1 (a)	2B Partner - Soc Capital de Risco, S.A - Braga	2010	1,20	0,60	0,00	0,60	0,00	0									0,00		0,00			0,00			
2,9	16142 - FCR Novabase Capital Inovação & Internacionalização - Lisboa	2007PT161PO001	specific fund	Article 44 §1 (a)	Novabase Capital - Sociedade de Capital de Risco, S.A. - Lisboa	2011	6,06	3,00	0,00	3,06	0,03	4									4,28		2,12			2,12			
2,1	16143 - FCR Patris Capital Partners - Lisboa	2007PT161PO001	specific fund	Article 44 §1 (a)	Patris Gestão de Activos SGFIM, SA - Lisboa	2010	5,00	2,50	0,00	2,50	0,18	1									1,08		0,54			0,54			

I. Description and identification of the entities which implement FEIs						II. Amounts of OP contributions paid to FEIs (HF or specific fund)					III. Investments made by FEIs in final recipients																
1	2	3	4		5	6	7=8+9+10	8	9	10	11	12=13+14+15+16	13	14	15	16	17=18+19+20+21	18	19	20	21	22	23	24	25	26	
No.	Name of the fund	Operational Programme(s)	Type of FEI		Fund manager	Fund set-up	Amounts of OP contributions paid to the fund (HF or specific fund)	out of which			Management costs and fees	Total number of financial products offered	out of which				OP contributions invested in final recipients	out of which				SF contributions invested in final recipients	out of which				
			a) HF/ specific fund	b) Article 44, §1 (a) or (b) or (c)				Structural Funds	National public co-financing	National private co-financing			loans	guarantees	equity / venture capital	other products		loans	guarantees	equity / venture capital	other products		loans	guarantees	equity / venture capital	other products	
2,11	16144 - FCR Turismo Inovação - Lisboa	2007PT161PO001	specific fund	Article 44 §1 (a)	Portugal Capital Ventures – Sociedade de Capital de Risco, S.A - Lisboa	2010	6,00	3,00	1,20	1,80	0,03	0			0		0,00			0,00		0,00				0,00	
2,12	16145 - FCR PME/BES - Lisboa	2007PT161PO001	specific fund	Article 44 §1 (a)	Espírito Santo Capital - Soc.Capital Risco, S.A - Lisboa	2010	3,00	1,50	0,00	1,50	0,04	1			1		1,50			1,50		0,75				0,75	
2,13	16146 - FCR Critical Ventures I - Coimbra	2007PT161PO001	specific fund	Article 44 §1 (a)	Critical Ventures - Soc.Capital Risco, SA - Coimbra	2010	1,50	0,75	0,00	0,75	0,05	2			2		0,66			0,66		0,33				0,33	
2,14	16147 - FCR Portugal Ventures Biocant - Lisboa	2007PT161PO001	specific fund	Article 44 §1 (a)	Portugal Capital Ventures – Sociedade de Capital de Risco, S.A - Lisboa	2010	1,20	0,60	0,00	0,60	0,07	0			0		0,00			0,00		0,00				0,00	
2,15	16149 - FCR ASK Capital - Lisboa	2007PT161PO001	specific fund	Article 44 §1 (a)	ISQ - Sociedade de Capital de Risco, S.A - Lisboa	2010	1,29	0,89	0,00	0,40	0,03	1			1		0,50			0,50		0,34				0,34	
2,16	16152 - FCR Portugal Ventures Universitas - Lisboa	2007PT161PO001	specific fund	Article 44 §1 (a)	Portugal Capital Ventures – Sociedade de Capital de Risco, S.A - Lisboa	2010	1,13	0,79	0,00	0,34	0,05	0			0		0,00			0,00		0,00				0,00	
2,17	16154 - FCR Portugal Ventures Acelerador de Comercialização de Tecnologia II - Lisboa	2007PT161PO001	specific fund	Article 44 §1 (a)	Portugal Capital Ventures – Sociedade de Capital de Risco, S.A - Lisboa	2010	1,93	1,35	0,00	0,58	0,00	0			0		0,00			0,00		0,00				0,00	
2,18	16155 - FCR Istart I - Lisboa	2007PT161PO001	specific fund	Article 44 §1 (a)	Espírito Santo Capital - Soc.Capital Risco, S.A - Lisboa	2010	0,46	0,32	0,00	0,14	0,01	2			2		0,27			0,27		0,19				0,19	
2,19	16156 - Linha de financiamento a investidores	2007PT161PO001	specific fund	Article 44 §1 (a)	52 Entidades Veículo	2010	8,94	5,57	0,00	3,37	0,00	52			52		8,94			8,94		5,57				5,57	
2,20	16159 - FCR Fast Change II - Porto	2007PT161PO001	specific fund	Article 44 §1 (a)	Change Partners SCR,SA - Porto	2010	3,00	1,80	0,00	1,20	0,06	1			1		0,11			0,11		0,07				0,07	
2,21	5734 - Fundo Especial de Investimento - FICA	2007PT161PO001	specific fund	Article 44 §1 (a)	Banif Gestão de Activos - Soc.Gestora de Fundos de Investimento Mobiliário, S.A	2010	6,60	4,62	1,98	0,00	0,00	5			5		5,56			5,56		2,34				2,34	
2,22	FCR ASK Capital - Lisboa	2007PT162PO001	specific fund	Article 44 §1 (a)	ISQ - Sociedade de Capital de Risco, S.A. - Lisboa	2011	0,07	0,03	0,00	0,04	0,00	0			0		0,00			0,00		0,00				0,00	
2,23	FCR IStart I - Lisboa	2007PT162PO001	specific fund	Article 44 §1 (a)	Espírito Santo Ventures SCR, S.A. - Lisboa	2011	0,45	0,18	0,00	0,27	0,01	1			1		0,03			0,03		0,01				0,01	
2,24	FCR Novabase Capital Inovação e Internacionalização - Lisboa	2007PT162PO001	specific fund	Article 44 §1 (a)	Novabase Capital – Sociedade de Capital de Risco, S.A. - Lisboa	2011	0,38	0,15	0,00	0,23	0,01	0			0		0,00			0,00		0,00				0,00	
2,25	FCR Portugal Ventures Acelerador de Comercialização de Tecnologia (ACTEC) II - Lisboa	2007PT162PO001	specific fund	Article 44 §1 (a)	Portugal Capital Ventures – Sociedade de Capital de Risco, S.A - Lisboa	2011	0,27	0,11	0,00	0,16	0,02	0			0		0,00			0,00		0,00				0,00	
2,26	FCR Portugal Ventures Early Stages - Lisboa	2007PT162PO001	specific fund	Article 44 §1 (a)	Portugal Capital Ventures – Sociedade de Capital de Risco, S.A - Lisboa	2011	0,25	0,10	0,00	0,15	0,02	0			0		0,00			0,00		0,00				0,00	
2,27	FCR Portugal Ventures Universitas - Lisboa	2007PT162PO001	specific fund	Article 44 §1 (a)	Portugal Capital Ventures – Sociedade de Capital de Risco, S.A - Lisboa	2011	0,38	0,15	0,00	0,23	0,02	0			0		0,00			0,00		0,00				0,00	



I. Description and identification of the entities which implement FEIs						II. Amounts of OP contributions paid to FEIs (HF or specific fund)					III. Investments made by FEIs in final recipients															
1	2	3	4		5	6	7=8+9+10	8	9	10	11	12=13+14+15+16	13	14	15	16	17=18+19+20+21	18	19	20	21	22	23	24	25	26
No.	Name of the fund	Operational Programme(s)	Type of FEI		Fund manager	Fund set-up	Amounts of OP contributions paid to the fund (HF or specific fund)	out of which			Management costs and fees	Total number of financial products offered	out of which				OP contributions invested in final recipients	out of which				SF contributions invested in final recipients	out of which			
			a) HF/ specific fund	b) Article 44, §1 (a) or (b) or (c)				Structural Funds	National public co-financing	National private co-financing			loans	guarantees	equity / venture capital	other products		loans	guarantees	equity / venture capital	other products		loans	guarantees	equity / venture capital	other products
2,28	Linhas crédito PME Investe I e II	2007PT162PO001	specific fund	Article 44 §1 (a)	PME Investimentos - Sociedade de Investimento, S.A. - Portugal, Porto	2008	20,64	4,81	15,83	0,00	0,00	1184		592		592	20,64		13,50		7,14	4,80		3,14		1,66
2,29	PME Investe I e II	2007PT161PO001	specific fund	Article 44 §1 (a)	PME Investimentos - Sociedade de Investimento, S.A - Porto	2009	103,06	72,14	30,92	0,00	0,00	3737		3737			60,96		60,96			42,67		42,67		
2,30	PME Investe I e II	2007PT161PO005	specific fund	Article 44 §1 (a)	PME Investimentos - Sociedade de Investimento, S.A. - Portugal, Porto	2008	12,75	3,47	9,28	0,00	0,00	156		154		2	6,92		5,45		1,47	2,94		1,47		1,47
3	Linha de financiamento INVESTE QREN - Porto	2007PT161PO006	specific fund	Article 44 §1 (a)	SPGM - Sociedade de Investimento, SA - Porto	2012																				
4	Linha de Apoio à Reestruturação de Dívida Bancária das Empresas dos Açores	2007PT161PO006	specific fund	Article 44 §1 (a)	Ilhas de Valor, SA Limited Company Mainly Public, Região Autónoma dos Açores	2009	2,68	2,39	0,29								2,64				2,64	2,24				2,24
5	Linha de Apoio à Reestruturação de Dívida Bancária das Empresas dos Açores e Apoio à Liquidez	2007PT161PO006	specific fund	Article 44 §1 (a)	Ilhas de Valor, SA Limited Company Mainly Public, Região Autónoma dos Açores	2012																				
6	Linha de Apoio à Reestruturação de Dívida Bancária das Empresas dos Açores II	2007PT161PO006	specific fund	Article 44 §1 (a)	Ilhas de Valor, SA Limited Company Mainly Public, Região Autónoma dos Açores	2011	0,29	0,28	0,01								0,06				0,06	0,05				0,05
7	Linha de Crédito Açores Empresas	2007PT161PO006	specific fund	Article 44 §1 (a)	Ilhas de Valor, SA Limited Company Mainly Public, Região Autónoma dos Açores	2010	1,42	1,23	0,19								0,42				0,42	0,36				0,36
8	Linha de Crédito Açores Empresas II	2007PT161PO006	specific fund	Article 44 §1 (a)	Ilhas de Valor, SA Limited Company Mainly Public, Região Autónoma dos Açores	2010	0,40	0,37	0,03								0,43				0,43	0,36				0,36
9	Linha de Crédito Açores Empresas III	2007PT161PO006	specific fund	Article 44 §1 (a)	Ilhas de Valor, SA Limited Company Mainly Public, Região Autónoma dos Açores	2012	0,40	0,34	0,06																	
10	Linha de Crédito Açores Investe	2007PT161PO006	specific fund	Article 44 §1 (a)	Ilhas de Valor, SA Limited Company Mainly Public, Região Autónoma dos Açores	2009	4,49	3,87	0,62								1,51				1,51	1,28				1,28
11	Linha de Crédito Açores Investe II	2007PT161PO006	specific fund	Article 44 §1 (a)	Ilhas de Valor, SA Limited Company Mainly Public, Região Autónoma dos Açores	2011	4,26	4,15	0,11								0,01				0,01	0,01				0,01
12	Linha de Crédito Bonificada para Micro e Pequenas Empresas da Madeira, Funchal	2007PT162PO002	specific fund	Article 44 §1 (a)	Instituto de Desenvolvimento Empresarial, IP - RAM Funchal	2009	1,31	1,11	0,20			528		290		238	1,13		1,00		0,13	0,96		0,85		0,11
13	Linha de Apoio à Recuperação Empresarial da Madeira, Funchal	2007PT162PO002	specific fund	Article 44 §1 (a)	Instituto de Desenvolvimento Empresarial, IP - RAM Funchal	2010						193				193										
14	Linha de Crédito Bonificada para Micro e Pequenas Empresas da Madeira II, Funchal	2007PT162PO002	specific fund	Article 44 §1 (a)	Instituto de Desenvolvimento Empresarial, IP - RAM Funchal	2011	0,51	0,43	0,08			73				73	0,50		0,50			0,43		0,43		

I. Description and identification of the entities which implement FEIs						II. Amounts of OP contributions paid to FEIs (HF or specific fund)					III. Investments made by FEIs in final recipients																			
1	2	3	4		5	6	7=8+9+10	8	9	10	11	12=13+14+15+16	13	14	15	16	17=18+19+20+21	18	19	20	21	22	23	24	25	26				
No.	Name of the fund	Operational Programme(s)	Type of FEI		Fund manager	Fund set-up	Amounts of OP contributions paid to the fund (HF or specific fund)	out of which			Management costs and fees	Total number of financial products offered	out of which				OP contributions invested in final recipients	out of which				SF contributions invested in final recipients	out of which							
			a) HF/ specific fund	b) Article 44, §1 (a) or (b) or (c)				Structural Funds	National public co-financing	National private co-financing			loans	guarantees	equity / venture capital	other products		loans	guarantees	equity / venture capital	other products		loans	guarantees	equity / venture capital	other products				
15	Linha de Crédito PME Madeira, Funchal	2007PT162PO002	specific fund	Article 44 §1 (a)	Instituto de Desenvolvimento Empresarial, IP - RAM Funchal	2008	0,89	0,76	0,13			181				181	0,75				0,75	0,64				0,64				
16	JESSICA HOLDING FUND PORTUGAL - LUXEMBOURG	2007PT161PO002	HF	-	EIB	2009	46,15	30,00	16,15		1,11																			
		2007PT161PO003					20,93	20,00	0,93		0,50																			
		2007PT161PO004					17,71	10,00	7,71		0,42																			
		2007PT161PO005					5,00	5,00			0,12																			
		2007PT162PO001					10,21	5,00	5,21		0,24																			
		2007PT16UPO001					30,00	30,00			0,72																			
16.1	BPI JESSICA Loans, Porto (Contract 81247 & 81249)	2007PT161PO004	specific fund	Article 44 §1 (b)	Banco BPI, Porto, Portugal	2011	17,71	10,00	7,71	0,00	0,22	1	1				1,41	1,41				1,41	1,41							
		2007PT161PO002					46,15	30,00	16,15	0,00	0,58	2	2				0,75	0,75					0,75	0,75						
16.2	Caixa Geral de Depositos S.A., JESSICA loans, Portugal (Contract 81246 & 81248)	2007PT16UPO001	specific fund	Article 44 §1 (b)	Caixa Geral de Depositos S.A., Lisbon, Portugal	2011	30,00	30,00	0,00	0,00																				
		2007PT161PO003					20,93	20,00	0,93	0,00																				
16.3	Turismo de Portugal, JESSICA Loans, (Contract 81250 & 81251)	2007PT162PO001	specific fund	Article 44 §1 (b)	Turismo de Portugal IP, Lisbon, Portugal	2011	10,21	5,00	5,21	0,00	0,01	5	5				0,93	0,93				0,93	0,93							
		2007PT161PO005					5,00	5,00	0,00	0,00					1	1														

Absorption of the OP contributions	level of HFs	376,19	267,40	108,79	0,00	6,49																				
	level of specific funds implemented with a HF	345,37	223,66	90,41	31,30	2,21	8930	9	4483	83	4355	167,90	3,09	79,91	34,20	50,70	100,90	3,09	47,28	17,93	32,60					
	level of specific funds implemented without a HF	16,65	14,93	1,72	0,00	0,00	975		290		685	7,45		1,50		5,95	6,33		1,28		5,05					

I. Description and identification of the entities which implement FEIs						II. Amounts of OP contributions paid to FEIs (HF or specific fund)					III. Investments made by FEIs in final recipients																
1	2	3	4		5	6	7=8+9+10	8	9	10	11	12=13+14+15+16	13	14	15	16	17=18+19+20+21	18	19	20	21	22	23	24	25	26	
No.	Name of the fund	Operational Programme(s)	Type of FEI		Fund manager	Fund set-up	Amounts of OP contributions paid to the fund (HF or specific fund)	out of which			Management costs and fees	Total number of financial products offered	out of which				OP contributions invested in final recipients	out of which				SF contributions invested in final recipients	out of which				
			a) HF/specific fund	b) Article 44, §1 (a) or (b) or (c)				Structural Funds	National public co-financing	National private co-financing			loans	guarantees	equity / venture capital	other products		loans	guarantees	equity / venture capital	other products		loans	guarantees	equity / venture capital	other products	
1	EIF ACTING AS JEREMIE ROMANIA HOLDING FUND, LUXEMBOURG	2007RO161PO002	HF	-	n/a	2008	100,00	86,00	14,00	0,00	4,00																
1,1	First Loss Portfolio Guarantee	2007RO161PO002	specific fund	Article 44 §1 (a)	Banca Comerciala Romana (BCR), Bucharest Raiffeisen Bank, Bucharest Unicredit Tiriac Bank, Bucharest	2011	21,56	18,54	3,02	0,00	0,29	1479		1479			21,56		21,56			18,54		18,54			
1,2	Risk Capital Fund	2007RO161PO002	specific fund	Article 44 §1 (a)	Catalyst Romania SICAR Luxembourg	2011	21,56	18,54	3,02	0,00	0,29	0			0		0,00			0,00		0,00			0,00		

Absorption of the OP contributions	level of HFs	100,00	86,00	14,00	0,00	4,00																					
	level of specific funds implemented with a HF	43,12	37,08	6,04	0,00	0,58	1479		1479						21,56		21,56			18,54		18,54					
	level of specific funds implemented without a HF																										

I. Description and identification of the entities which implement FEIs						II. Amounts of OP contributions paid to FEIs (HF or specific fund)					III. Investments made by FEIs in final recipients															
1	2	3	4		5	6	7=8+9+10	8	9	10	11	12=13+14+15+16	13	14	15	16	17=18+19+20+21	18	19	20	21	22	23	24	25	26
No.	Name of the fund	Operational Programme(s)	Type of FEI		Fund manager	Fund set-up	Amounts of OP contributions paid to the fund (HF or specific fund)	out of which			Management costs and fees	Total number of financial products offered	out of which				OP contributions invested in final recipients	out of which				SFs contributions invested in final recipients	out of which			
			a) HF/specific fund	b) Article 44, §1 (a) or (b) or (c)				Structural Funds	National public co-financing	National private co-financing			loans	guarantees	equity / venture capital	other products		loans	guarantees	equity / venture capital	other products		loans	guarantees	equity / venture capital	other products
1	Almi Invest Norra Mellansverige AB(70571) - Östersund	2007SE162PO006	specific fund	Article 44 §1 (a)	Almi Invest Norra Mellansverige AB(70571) public owned company - Östersund	2009	11,67	5,78	5,89	0,00	0,93	15			15		5,67			5,67		2,81			2,81	
2	Almi Invest Östra Mellansverige AB (70468)	2007SE162PO004	specific fund	Article 44 §1 (a)	Almi Invest Östra Mellansverige AB (70468) public owned company	2009	19,55	9,72	9,83	0,00	1,72	21			21		7,14			7,14		3,55			3,55	
3	Almi Invest Småland&Öarna AB (70384) Jönköping	2007SE162PO002	specific fund	Article 44 §1 (a)	Almi Invest Småland&Öarna AB (70384) public owned company - Jönköping	2009	6,40	5,11	1,29	0,00	1,26	22			22		4,94			4,94		1,96			1,96	
4	Almi Invest Stockholm AB (70527) - Östersund	2007SE162PO005	specific fund	Article 44 §1 (a)	Almi Invest Stockholm AB (70527) public owned company - Östersund	2009	16,36	8,12	8,24	0,00	1,53	18			18		8,78			8,78		4,36			4,36	
5	Almi Invest Värmland AB (70619) - Göteborg	2007SE162PO006	specific fund	Article 44 §1 (a)	Almi Invest Värmland AB (70619) public owned company - Göteborg	2009	5,12	2,56	2,56	0,00	0,75	7			7		2,27			2,27		1,13			1,13	
6	Almi Invest Västsverige AB (70462)	2007SE162PO003	specific fund	Article 44 §1 (a)	Almi Invest Västsverige AB (70462) public owned company	2009	8,76	7,06	1,70	0,00	3,53															
7	Mittkapital i Jämtland Västernorrland	2007SE162PO007	specific fund	Article 44 §1 (a)	Mittkapital i Jämtland Västernorrland public authority	2009	2,22	1,11	1,11	0,00	1,72	10			10		1,06			1,06		5,30			5,30	
8	Partnerinvest i norr AB (119148) - Piteå	2007SE162PO008	specific fund	Article 44 §1 (a)	Partnerinvest i norr AB (119148) public owned company - Piteå	2009	19,88	9,89	9,99	0,00	1,70	23			23		6,21			6,21		3,09			3,09	
9	Saminvest (Mittsverige) 68261 - Härnösand	2007SE162PO007	specific fund	Article 44 §1 (a)	Saminvest (Mittsverige) 68261 public owned company - Härnösand	2009	11,12	5,56	5,56	0,00	1,01	27			27		8,24			8,24		4,12			4,12	
10	Sydsvensk Entreprenörfond I AB (118011) - Stockholms län	2007SE162PO001	specific fund	Article 44 §1 (a)	Sydsvensk Entreprenörfond I AB (118011) public owned company - Stockholms län	2009	4,00	2,00	2,00	0,00	0,74	20			20		3,46			3,46		1,73			1,73	
11	Sydsvensk Entreprenörfond II AB (118013) - Lunds kommun, Skåne län	2007SE162PO001	specific fund	Article 44 §1 (a)	Sydsvensk Entreprenörfond II AB (118013) public owned company - Lunds kommun, Skåne län	2009	14,44	7,22	7,22	0,00	2,52	14			14		7,67			7,67		3,84			3,84	

Absorption of the OP contributions	level of HFs																									
	level of specific funds implemented with a HF																									
	level of specific funds implemented without a HF	119,52	64,13	55,39	0,00	17,41	177								177	0,00	55,44			55,44		31,89			31,89	

I. Description and identification of the entities which implement FEIs						II. Amounts of OP contributions paid to FEIs (HF or specific fund)					III. Investments made by FEIs in final recipients																
1	2	3	4		5	6	7=8+9+10	8	9	10	11	12=13+14+15+16	13	14	15	16	17=18+19+20+21	18	19	20	21	22	23	24	25	26	
No.	Name of the fund	Operational Programme(s)	Type of FEI		Fund manager	Fund set-up	Amounts of OP contributions paid to the fund (HF or specific fund)	out of which			Management costs and fees	Total number of financial products offered	out of which				OP contributions invested in final recipients	out of which				SF contributions invested in final recipients	out of which				
			a) HF/specific fund	b) Article 44, §1 (a) or (b) or (c)				Structural Funds	National public co-financing	National private co-financing			loans	guarantees	equity / venture capital	other products		loans	guarantees	equity / venture capital	other products		loans	guarantees	equity / venture capital	other products	
1	PROGRAMME OF FINANCIAL ENGINEERING INSTRUMENTS (PIFI) WITHIN SLOVENE ENTERPRISE FUND (SEF), MARIBOR	2007SI161PO001	HF	-	Slovene Enterprise Fund, Ulica Kneza Koclja 22, 2000 Maribor, Slovenia	2009	63,15	53,68	9,47	0,00	1,68																
1,1	Capital investments of RS in private VCCs, Maribor	2007SI161PO001	specific fund	Article 44 §1 (a)	Slovene Enterprise Fund, Ulica kneza Koclja 22, 2000 Maribor, Slovenia	2009	34,00	28,90	5,10	0,00	0,92	14			14		14,31			14,31		12,16				12,16	
1,2	Guarantee Fund within Slovene Enterprise Fund, Maribor	2007SI161PO001	specific fund	Article 44 §1 (a)	Slovene Enterprise Fund, Ulica kneza Koclja 22, 2000 Maribor, Slovenia	2009	23,09	19,63	3,46	0,00	0,92	830		415		415	118,42		111,05		7,37	100,66		94,39		6,27	
2	Guarantee fund for bank loans with subsidy of interest rate, Maribor	2007SI161PO001	specific fund	Article 44 §1 (a)	Slovene Enterprise Fund, public financial institution of the Republic of Slovenia, Ulica Kneza Koclja 22, 2000 Maribor, Slovenia	2009	42,66	36,26	6,40	0,00	0,00	910		910			42,66		42,66			36,26		36,26			

Absorption of the OP contributions	level of HFs	63,15	53,68	9,47	0,00	1,68																					
	level of specific funds implemented with a HF	57,10	48,53	8,56	0,00	1,84	844		415	14	415	132,73		111,05	14,31	7,37	112,82		94,39	12,16	6,27						
	level of specific funds implemented without a HF	42,66	36,26	6,40	0,00	0,00	910		910			42,66		42,66			36,26		36,26								

I. Description and identification of the entities which implement FEIs						II. Amounts of OP contributions paid to FEIs (HF or specific fund)					III. Investments made by FEIs in final recipients																		
1	2	3	4		5	6	7=8+9+10	8	9	10	11	12=13+14+15+16	13	14	15	16	17=18+19+20+21	18	19	20	21	22	23	24	25	26			
No.	Name of the fund	Operational Programme(s)	Type of FEI		Fund manager	Fund set-up	Amounts of OP contributions paid to the fund (HF or specific fund)	out of which			Management costs and fees	Total number of financial products offered	out of which				OP contributions invested in final recipients	out of which				SF contributions invested in final recipients	out of which						
			a) HF/specific fund	b) Article 44, §1 (a) or (b) or (c)				Structural Funds	National public co-financing	National private co-financing			loans	guarantees	equity / venture capital	other products		loans	guarantees	equity / venture capital	other products		loans	guarantees	equity / venture capital	other products			
1	JEREMIE HOLDING FUND SLOVAKIA THROUGH SLOVENSKY ZARUCNY A ROZVOJOVY FOND, S.R.O., REGISTERED SEAT IN BRATISLAVA	2007SK161PO006	HF	-	n/a	2009	67,06	57,00	10,06	0,00	3,28																		
		2007SK162PO001					3,53	3,00	0,53	0,00	0,17																		
		2007SK16UPO001					29,41	25,00	4,41	0,00	1,44																		

Absorption of the OP contributions	level of HFs	100,00	85,00	15,00	0,00	4,90																					
	level of specific funds implemented with a HF																										
	level of specific funds implemented without a HF																										

I. Description and identification of the entities which implement FEIs						II. Amounts of OP contributions paid to FEIs (HF or specific fund)					III. Investments made by FEIs in final recipients																
1	2	3	4		5	6	7=8+9+10	8	9	10	11	12=13+14+15+16	13	14	15	16	17=18+19+20+21	18	19	20	21	22	23	24	25	26	
No.	Name of the fund	Operational Programme(s)	Type of FEI		Fund manager	Fund set-up	Amounts of OP contributions paid to the fund (HF or specific fund)	out of which			Management costs and fees	Total number of financial products offered	out of which				OP contributions invested in final recipients	out of which				SF contributions invested in final recipients	out of which				
			a) HF/specific fund	b) Article 44, §1 (a) or (b) or (c)				Structural Funds	National public co-financing	National private co-financing			loans	guarantees	equity / venture capital	other products		loans	guarantees	equity / venture capital	other products		loans	guarantees	equity / venture capital	other products	
1	FINANCE WALES PLC, CARDIFF	2007UK161PO002 2007UK162PO012	HF	-	Finance Wales plc, Wales, Cardiff	2009	104,94 53,21	52,47 11,78	0,00 13,18	52,47 28,25	0,00 0,00																
1,1	JEREMIE, Cardiff	2007UK161PO002 2007UK162PO012	specific fund	Article 44 §1 (a)	Finance Wales Investments Ltd, a wholly owned subsidiary of Finance Wales plc, Cardiff	2009	104,94 53,21	52,47 11,78	0,00 13,18	52,47 28,25	6,89 3,71	264 194	214 152		50 42		69,74 40,93	28,09 17,67		41,65 23,26		38,48 7,22	16,37 3,14		22,11 4,08		
2	LOW CARBON INNOVATION FUND (LCIF), NORFOLK,	2007UK162PO004	HF	-	University of East Anglia, (A charity) The Registry, University of East Anglia, Ealham Road, Norwich, Norfolk, NR4 7TJ.	2009	25,64	25,64	0,00	0,00	0,72																
2,1	Early stage equity investments (Low Carbon Innovation Fund, Norfolk)	2007UK162PO004	specific fund	Article 44 §1 (a)	Turquoise International Ltd, 2 Lambeth Hill, London, EC4V 4GG. (Limited Company Registered 799081867 at this address.)	2010	25,64	25,64	0,00	0,00	0,42	12			12		13,47					3,97			3,97		
3	FINANCE FOR BUSINESS NORTH EAST (UK) NORTH EAST FINANCE (HOLDCO) LTD, 1 ST JAMES GATE, NEWCASTLE UPON TYNE, NE1 4AD, UK	2007UK162PO005	HF	-	North East Finance (Holdco) Ltd, 1 St James Gate, Newcastle upon Tyne, NE1 4AD, UK	2009	108,48	49,30	17,68	41,50	22,36																
3,1	NE Accelerator Fund, Northstar Equity Investors Limited (t/a Northstar Ventures), 5th Floor, Maybrook House, 27-35 Grainger Street, Newcastle upon Tyne, NE1 5JE	2007UK162PO005	specific fund	Article 44 §1 (a)	Northstar Equity Investors Limited (t/a Northstar Ventures), 5th Floor, Maybrook House, 27-35 Grainger Street, Newcastle upon Tyne, NE1 5JE	2010	16,30	5,77	2,38	8,15	2,12	46			46		16,30				16,30		5,77			5,77	
3,2	NE Angel Fund, Rivers Capital Partners Limited, 34 Moor Crescent, Gosforth, Newcastle upon Tyne, NE3 4AP	2007UK162PO005	specific fund	Article 44 §1 (a)	Rivers Capital Partners Limited, 34 Moor Crescent, Gosforth, Newcastle upon Tyne, NE3 4AP	2010	5,42	1,92	0,79	2,71	0,94	33			33		5,41				5,41		1,92			1,92	
3,3	NE Growth Fund, NEL Fund Managers Limited, Akenside Studios, 3 Akenside Hill, Newcastle upon Tyne, NE1 3UF	2007UK162PO005	specific fund	Article 44 §1 (a)	NEL Fund Managers Limited, Akenside Studios, 3 Akenside Hill, Newcastle upon Tyne, NE1 3UF	2010	11,98	4,24	1,75	5,99	1,42	50			50		11,98				11,98		4,24			4,24	
3,4	NE Growth Plus Fund, FW Capital Limited, Oakleigh House, 14-16 Park Place, Cardiff, CF10 3DQ	2007UK162PO005	specific fund	Article 44 §1 (a)	FW Capital Limited, Oakleigh House, 14-16 Park Place, Cardiff, CF10 3DQ	2010	9,07	3,21	1,32	4,54	1,03	12			12		9,07				9,07		3,21			3,21	
3,5	NE Micro Loan Fund, Tyne & Wear Enterprise Trust Ltd (t/a Entrust), Portman House, Portland Road, Newcastle upon Tyne, NE2 1AQ	2007UK162PO005	specific fund	Article 44 §1 (a)	Tyne & Wear Enterprise Trust Ltd (t/a Entrust), Portman House, Portland Road, Newcastle upon Tyne, NE2 1AQ	2011	3,48	1,23	0,51	1,74	0,39	240	240				3,49	3,49				1,23	1,23				

I. Description and identification of the entities which implement FEIs						II. Amounts of OP contributions paid to FEIs (HF or specific fund)					III. Investments made by FEIs in final recipients																
1	2	3	4		5	6	7=8+9+10	8	9	10	11	12=13+14+15+16	13	14	15	16	17=18+19+20+21	18	19	20	21	22	23	24	25	26	
No.	Name of the fund	Operational Programme(s)	Type of FEI		Fund manager	Fund set-up	Amounts of OP contributions paid to the fund (HF or specific fund)	out of which			Management costs and fees	Total number of financial products offered	out of which				OP contributions invested in final recipients	out of which				SF contributions invested in final recipients	out of which				
			a) HF/specific fund	b) Article 44, §1 (a) or (b) or (c)				Structural Funds	National public co-financing	National private co-financing			loans	guarantees	equity / venture capital	other products		loans	guarantees	equity / venture capital	other products		loans	guarantees	equity / venture capital	other products	
3,6	North East Proof of Concept Fund, Northstar Equity Investors Limited (t/a Northstar Ventures), 5th Floor, Maybrook House, 27-35 Grainger Street, Newcastle upon Tyne, NE1 5JE	2007UK162PO005	specific fund	Article 44 §1 (a)	Northstar Equity Investors Limited (t/a Northstar Ventures), 5th Floor, Maybrook House, 27-35 Grainger Street, Newcastle upon Tyne, NE1 5JE	2010	12,42	4,40	1,81	6,21	1,77	93			93		12,42			12,42		4,40			4,40		
3,7	North East Technology Fund, IP Group Plc, 24 Cornhill, London, EC3V 3ND	2007UK162PO005	specific fund	Article 44 §1 (a)	IP Group Plc, 24 Cornhill, London, EC3V 3ND	2010	15,05	5,33	2,20	7,52	2,39	42			42		15,04			15,04		5,33			5,33		
4	LONDON SME INVESTMENT FUND, LONDON	2007UK162PO006	HF	-	SME Wholesale Finance (London) Ltd, UK, London	2012	6,92	3,46	3,46	0,00	0,08																
4,1	MMC London Fund, London	2007UK162PO006	specific fund	Article 44 §1 (a)	MMC Ventures, London	2012	0,66	0,33	0,33	0,00	0,12	1			1		0,00			0,00		0,00			0,00		
5	NORTHWEST BUSINESS FINANCE LIMITED, WARRINGTON, WA4 6PU. X01441PR PRIORITY 1 & 2	2007UK162PO008	HF	-	Northwest Business Finance Limited, The Maltings, 98 Wilderspool Causeway, Warrington, WA4 6PU.	2009	101,64	50,82	0,00	50,82	3,60																
5,1	Biomedical Fund - Northwest Priority 1 & 2	2007UK162PO008	specific fund	Article 44 §1 (a)	Spark Impact, Liverpool Science Park, 131 Mount Pleasant, Liverpool L3 5TF.	2010	1,36	0,68	0,00	0,68	0,73	1			1		0,68			0,68		0,34			0,34		
5,2	Business Loans Fund - Northwest Priority 1 & 2	2007UK162PO008	specific fund	Article 44 §1 (a)	FW Capital, The Plaza, 100 Old Hall Street, Liverpool, L3 9QJ. Private Limited Company	2010	9,56	4,78	0,00	4,78	1,22	37	37				9,56	9,56				4,78	4,78				
5,3	Development Capital Fund - Northwest Priority 1 & 2	2007UK162PO008	specific fund	Article 44 §1 (a)	YFM, The Plaza, 100 Old Hall Street, Liverpool L3 9QJ Limited Company.	2010	3,14	1,57	0,00	1,57	1,27	4			4		3,15			3,15		1,57			1,57		
5,4	Digital & Creative Fund - Northwest Priority 1 & 2	2007UK162PO008	specific fund	Article 44 §1 (a)	AXM, 57G Randolph Avenue, London W9 1BG. Private Limited Company	2010	0,46	0,23	0,00	0,23	0,58	1			1		0,46			0,46		0,23			0,23		
5,5	Energy & Environmental Fund - Northwest Priority 1 & 2	2007UK162PO008	specific fund	Article 44 §1 (a)	CT Investment Partners, 4th Floor, Dorset House, 27-45 Stamford Street, London, SE1 9NT. Limited Liability Partnership	2010	2,66	1,33	0,00	1,33	0,65	4			4		2,65			2,65		1,33			1,33		
5,6	Venture Capital Fund - Northwest Priority 1 & 2	2007UK162PO008	specific fund	Article 44 §1 (a)	Enterprise Ventures, The Pinnacle Building, 73-79 King Street, Manchester, M2 4NG. Private Limited Company	2010	7,94	3,97	0,00	3,97	0,96	19			19		7,94			7,94		3,97			3,97		
6	FINANCE YORKSHIRE, BARNSELY	2007UK162PO009	HF	-	Finance Yorkshire, Barnsley, UK	2009	66,00	33,00	16,50	16,50	0,00																



I. Description and identification of the entities which implement FEIs						II. Amounts of OP contributions paid to FEIs (HF or specific fund)					III. Investments made by FEIs in final recipients															
1	2	3	4		5	6	7=8+9+10	8	9	10	11	12=13+14+15+16	13	14	15	16	17=18+19+20+21	18	19	20	21	22	23	24	25	26
No.	Name of the fund	Operational Programme(s)	Type of FEI		Fund manager	Fund set-up	Amounts of OP contributions paid to the fund (HF or specific fund)	out of which			Management costs and fees	Total number of financial products offered	out of which				OP contributions invested in final recipients	out of which				SF contributions invested in final recipients	out of which			
			a) HF/specific fund	b) Article 44, §1 (a) or (b) or (c)				Structural Funds	National public co-financing	National private co-financing			loans	guarantees	equity / venture capital	other products		loans	guarantees	equity / venture capital	other products		loans	guarantees	equity / venture capital	other products
6.1	Finance Yorkshire Equity LP, Barnsley	2007UK162PO009	specific fund	Article 44 §1 (a)	Viking Fund Managers Ltd, Normanton	2010	15,26	5,09	2,54	7,63	0,00	26			26		15,26			15,26		5,09			5,09	
6.2	Finance Yorkshire Seedcorn LP, Barnsley	2007UK162PO009	specific fund	Article 44 §1 (a)	Enterprise Ventures Ltd, Preston	2010	7,82	2,61	1,30	3,91	0,00	41			41		7,82			7,82		2,61			2,61	
6.3	Finance Yorkshire Small Loans LP, Barnsley	2007UK162PO009	specific fund	Article 44 §1 (a)	EV Business Loans Ltd, Preston	2010	14,65	4,88	2,44	7,33	0,00	241	241				14,65	14,65				4,88	4,88			
7	SOUTH WEST LOAN FUND	2007UK161PO003	HF	-	South West Investment Group (Capital) Ltd, Truro	2009	5,14	3,79	1,35	0,00	0,00															
		2007UK162PO011					9,12	4,56	4,56	0,00	0,00															
7.1	South West Loan Fund - Convergence	2007UK161PO003	specific fund	Article 44 §1 (a)	FC Fund Managers Ltd, Truro and SWIG Services Ltd, Truro	2010	5,05	3,79	1,26	0,00	0,00	69	69				4,67	4,67				3,50	3,50			
7.2	South West Loan Fund - Competitiveness	2007UK162PO011	specific fund	Article 44 §1 (a)	FC Fund Managers Ltd, Truro / SWIG Services Ltd, Truro	2010	5,55	3,33	2,22	0,00	0,00	92	92				6,37	6,37				3,10	3,10			
7.3	South West Microcredit Fund, Truro	2007UK162PO011	specific fund	Article 44 §1 (a)	SWIG (Services) Ltd, Truro	2010	2,44	1,22	0,61	0,61	0,00	120	120				0,76	0,76				0,38	0,38			
8	Highland Business Growth Fund	2007UK161PO001	specific fund	Article 44 §1 (a)	Highland Opportunity Ltd 81A Castle Street Inverness IV2 3EA	2009	0,74	0,29	0,44	0,00	0,03	20	20				0,74	0,74				0,29	0,29			
9	Scottish Investment Bank Loans Fund	2007UK161PO001	specific fund	Article 44 §1 (a)	Maven Capital Partners UK LLP, Glasgow, G2 5LW	2011	78,55	0,47	3,55	74,53	0,00	0	0				0,00	0,00				0,00	0,00			
10	West of Scotland Loan Fund	2007UK162PO001	specific fund	Article 44 §1 (a)	West of Scotland Loan Fund, London Road Centre, London Road, Kilmarnock, KA3 7BU	2009	18,00	7,20	5,40	5,40	0,00	274	274				9,19	9,19				3,68	3,68			
11	East of Scotland Investment Fund	2007UK162PO001	specific fund	Article 44 §1 (a)	WSLF Management Services Ltd, London Road, Kilmarnock, KA3 7BU	2010	6,00	2,14	2,06	1,80	0,35	39	39				1,67	1,67				1,67	1,67			
12	Scottish Co-Investment Fund II	2007UK162PO001	specific fund	Article 44 §1 (a)	Scottish Enterprise, Glasgow, G2 6HQ	2008	71,34	23,34	48,00	0,00	0,65	520	143		377		56,79	11,59		45,20		22,72	4,64		18,08	
13	Scottish Investment Bank Loans Fund	2007UK162PO001	specific fund	Article 44 §1 (a)	Maven Capital Partners UK LLP, Glasgow, G2 5LW	2011	43,39	4,53	36,00	2,86	0,53	8	8				9,11	9,11				3,64	3,64			
14	Scottish Venture Fund	2007UK162PO001	specific fund	Article 44 §1 (a)	Scottish Enterprise - Glasgow G2 6HQ	2009	40,85	24,00	16,85	0,00	0,60	65	14		51		37,68	9,41		28,27		15,07	3,76		11,31	
15	South East Sustainability Loan Fund (SESLF), The FSE Group, Riverside House, 4 Meadows Business Park, Station Approach, Blackwater, Surrey GU17 9AB	2007UK162PO002	specific fund	Article 44 §1 (a)	South East Sustainability Loan Fund (SESLF), The FSE Group, Riverside House, 4 Meadows Business Park, Station Approach, Blackwater, Surrey GU17 9AB, Company limited by shares owned by FSE Fund Managers Limited	2009	2,19	2,19			0,04															

I. Description and identification of the entities which implement FEIs						II. Amounts of OP contributions paid to FEIs (HF or specific fund)					III. Investments made by FEIs in final recipients																	
1	2	3	4		5	6	7=8+9+10	8	9	10	11	12=13+14+15+16	13	14	15	16	17=18+19+20+21	18	19	20	21	22	23	24	25	26		
No.	Name of the fund	Operational Programme(s)	Type of FEI		Fund manager	Fund set-up	Amounts of OP contributions paid to the fund (HF or specific fund)	out of which			Management costs and fees	Total number of financial products offered	out of which				OP contributions invested in final recipients	out of which				SF contributions invested in final recipients	out of which					
			a) HF/specific fund	b) Article 44, §1 (a) or (b) or (c)				Structural Funds	National public co-financing	National private co-financing			loans	guarantees	equity / venture capital	other products		loans	guarantees	equity / venture capital	other products		loans	guarantees	equity / venture capital	other products		
16	Co-Investment Fund, Invest NI, Bedford Square, Bedford Street, Belfast BT2 7ES	2007UK162PO003	specific fund	Article 44 §1 (a)	Clarendon Fund Managers Ltd, 8th Floor, City Exchange, 11-13 Gloucester Street, Belfast BT1 4LS	2013	5,00	2,50	0,00	2,50	0,00																	
17	North East Creative Content Fund, Level 10, Baltic Place West, South Shore Road, Gateshead, NE8 3AE	2007UK162PO005	specific fund	Article 44 §1 (a)	Northern Film and Media (Holdco) Limited, North East Creative Content Fund, Level 10, Baltic Place West, South Shore Road, Gateshead, NE8 3AE	2009	5,34	2,67	2,67	0,00	0,00	18	1			17	5,34	0,33			5,01				2,68	0,17		2,51
18	Advantage Early Growth Fund Limited. 3 Coventry Innovation Village, Cheetah Road, Coventry CV1 2T	2007UK162PO007	specific fund	Article 44 §1 (a)	Advantage Early Growth Fund Limited. Legal Status: Company limited by shares PO Box 8002, Coalville, LE67 0AE	2010	3,30	1,65	0,00	1,65	0,00	23				23	8,96				8,96							1,65
19	Advantage Early Stage Equity Fund, Early Advantage LP, Cavendish House, 39-41 Waterloo Street, Birmingham B2 5PP	2007UK162PO007	specific fund	Article 44 §1 (a)	Midven Ltd Legal Status: Limited Partnership Cavendish House, 39-41 Waterloo Street, Birmingham B2 5PP	2009	20,01	5,00	5,00	10,00	0,16	37				37	22,69				22,69							4,39
20	Advantage Media Production Fund Creative England Limited St. Bartholomews Court, Lewins Mead, Bristol BS1 5BT	2007UK162PO007	specific fund	Article 44 §1 (a)	Creative England Limited Legal Status: Company limited by guarantee Creative England Limited St. Bartholomews Court, Lewins Mead, Bristol BS1 5BT	2009	3,76	1,88	1,25	0,63	0,00	9				9	3,11				3,11							1,49
21	Exceed Midlands Advantage Fund, The Exceed Partnership LP Cavendish House, 39-41 Waterloo Street, Birmingham B2 5PP	2007UK162PO007	specific fund	Article 44 §1 (a)	Midven Ltd Legal Status: Limited Partnership Cavendish House, 39-41 Waterloo Street, Birmingham B2 5PP	2009	20,82	7,19	2,13	11,50	1,41	29				29	0,85				0,85							4,27
22	The Mercia Fund 1, Mercia Fund Management Ltd, Wellington House, 31-34 Waterloo Street, Birmingham B2 5TJ	2007UK162PO007	specific fund	Article 44 §1 (a)	Mercia Fund Management Ltd Legal Status: Limited Partnership Wellington House, 31-34 Waterloo Street, Birmingham B2 5TJ	2012	1,61	0,31	0,00	1,30	0,00	1				1	0,53				0,53							0,06
23	Transitional Small Business Loan Fund X02046PR Priority 1	2007UK162PO008	specific fund	Article 44 §1 (a)	Enterprise Fund Limited t/a Business Finance Solutions, Lee House, 90 Great Bridgewater Street, Manchester, M1 5JW. Private Company Limited by Guarantee	2009	1,04	0,52	0,52	0,00	0,17	31	31				1,04	1,04										0,52
24	Transitional Small Business Loan Fund X02047PR Priority 2	2007UK162PO008	specific fund	Article 44 §1 (a)	Enterprise Fund Limited t/a Business Finance Solutions, Lee House, 90 Great Bridgewater Street, Manchester, M1 5JW. Private Company Limited by Guarantee	2009	1,04	0,52	0,52	0,00	0,17	28	28				1,04	1,04										0,52
25	Transitional Small Business Loan Fund X02048PR Priority 1	2007UK162PO008	specific fund	Article 44 §1 (a)	Bolton Business Ventures, Endeavour House, 98 Waters meeting Road, the Valley, Bolton, Manchester BL1 8SW. Private Company Limited by Guarantee	2009	0,98	0,49	0,49	0,00	0,08	31	31				0,62	0,62										0,31

I. Description and identification of the entities which implement FEIs						II. Amounts of OP contributions paid to FEIs (HF or specific fund)					III. Investments made by FEIs in final recipients																
1	2	3	4		5	6	7=8+9+10	8	9	10	11	12=13+14+15+16	13	14	15	16	17=18+19+20+21	18	19	20	21	22	23	24	25	26	
No.	Name of the fund	Operational Programme(s)	Type of FEI		Fund manager	Fund set-up	Amounts of OP contributions paid to the fund (HF or specific fund)	out of which			Management costs and fees	Total number of financial products offered	out of which				OP contributions invested in final recipients	out of which				SF contributions invested in final recipients	out of which				
			a) HF/specific fund	b) Article 44, §1 (a) or (b) or (c)				Structural Funds	National public co-financing	National private co-financing			loans	guarantees	equity / venture capital	other products		loans	guarantees	equity / venture capital	other products		loans	guarantees	equity / venture capital	other products	
26	Transitional Small Business Loan Fund X02049PR Priority 2	2007UK162PO008	specific fund	Article 44 §1 (a)	Bolton Business Ventures, Endeavour House, 98 Waters Meeting Road, The Valley, Bolton, Manchester, BL1 8SW. Private Company Limited by Guarantee	2009	0,98	0,49	0,49	0,00	0,02	9	9				0,41	0,41				0,20	0,20				
27	Transitional Small Business Loan Fund X02050PR Priority 2	2007UK162PO008	specific fund	Article 44 §1 (a)	Enterprise Answers, The Office, Mardale Road, Penrith, Cumbria CA11 9EH. Private Company Limited by Guarantee	2009	0,88	0,44	0,44	0,00	0,05	8	8				0,17	0,17				0,09	0,09				
28	Transitional Small Business Loan Fund X02051PR Priority 1	2007UK162PO008	specific fund	Article 44 §1 (a)	Enterprise Answers, The Office, Mardale Road, Penrith, Cumbria. Private Company Limited by Guarantee	2009	0,88	0,44	0,44	0,00	0,05	7	7				0,28	0,28				0,14	0,14				
29	Transitional Small Business Loan Fund X02052PR Priority 2	2007UK162PO008	specific fund	Article 44 §1 (a)	MSIF, 2nd Floor, 1 Dale Street, Exchange Court, Liverpool, L2 2PP. Private Company Limited by Guarantee	2009	1,98	0,99	0,99	0,00	0,04	36	36				1,53	1,53				0,76	0,76				
30	Transitional Small Business Loan Fund X02053PR Priority 1	2007UK162PO008	specific fund	Article 44 §1 (a)	MSIF, 2nd Floor, 1 Dale Street, Exchange Court, Liverpool, L2 2PP. Private Company Limited by Guarantee	2009	1,98	0,99	0,99	0,00	0,20	54	54				1,93	1,93				0,96	0,96				
31	Transitional Small Business Loan Fund X02054PR Priority 1	2007UK162PO008	specific fund	Article 44 §1 (a)	TSELF, 1 Waterworks Cottage, Highlands Road, Runcorn, WA7 4PZ. Private Company Limited by Guarantee	2009	0,28	0,14	0,14	0,00	0,00	2	2				0,09	0,09				0,05	0,05				
32	Transitional Small Business Loan Fund X02055PR Priority 2	2007UK162PO008	specific fund	Article 44 §1 (a)	TSELF, 1 Waterworks Cottage, Highlands Road, Runcorn, WA7 4PZ. Private Company Limited by Guarantee	2009	0,28	0,14	0,14	0,00	0,00	2	2				0,10	0,10				0,05	0,05				
33	Yorkshire Content Fund, Leeds	2007UK162PO009	specific fund	Article 44 §1 (a)	Screen Yorkshire, Leeds	2012	3,54	1,77	0,00	1,77	0,00	3			3		3,54			3,54		1,77			1,77		
34	Lachesis Seed Fund Limited Partnership Enterprise Office Loughborough University Leicestershire LE113TU	2007UK162PO010	specific fund	Article 44 §1 (a)	Strathray Ventures Merlin House Necessity Brae Perth PH20PH	2009	4,84	2,20	2,64	0,00	0,73	24			24		2,28			2,28		2,28			2,28		
35	JESSICA HF SCOTLAND	2007UK162PO001	HF	-	European Investment Bank	2010	60,00	28,80	31,20	0,00	1,28																
35,1	The Scottish Partnership for Regeneration in Urban Centres (SPRUCE)	2007UK162PO001	specific fund	Article 44 §1 (b)	Amber Fund Management Limited, Two London Bridge, London, SE1 9RA		17,75	8,52	9,23	0,00	0,97	2	2			0	0,00	0,00		0,00		3,89	3,89		0,00		
36	LONDON GREEN FUND, LUXEMBOURG	2007UK162PO006	HF	-	EIB	2009	110,00	55,00	55,00	0,00	2,45																
36,1	Foresight Environmental Fund (FEF), Kent	2007UK162PO006	specific fund	Article 44 §1 (b)	Foresight Group LLP, Kent	2011	10,51	5,25	5,25	0,00	1,54	3			3		37,48			37,48		3,49			3,49		
36,2	London Energy Efficiency Fund (LEEF), London	2007UK162PO006	specific fund	Article 44 §1 (b)	Amber Infrastructure Ltd, London	2011	27,50	13,75	13,75	0,00	1,27	1	1				0,00	0,00				0,00	0,00				

I. Description and identification of the entities which implement FEIs						II. Amounts of OP contributions paid to FEIs (HF or specific fund)					III. Investments made by FEIs in final recipients																
1	2	3	4		5	6	7=8+9+10	8	9	10	11	12=13+14+15+16	13	14	15	16	17=18+19+20+21	18	19	20	21	22	23	24	25	26	
No.	Name of the fund	Operational Programme(s)	Type of FEI		Fund manager	Fund set-up	Amounts of OP contributions paid to the fund (HF or specific fund)	out of which			Management costs and fees	Total number of financial products offered	out of which				OP contributions invested in final recipients	out of which				SF contributions invested in final recipients	out of which				
			a) HF/specific fund	b) Article 44, §1 (a) or (b) or (c)				Structural Funds	National public co-financing	National private co-financing			loans	guarantees	equity / venture capital	other products		loans	guarantees	equity / venture capital	other products		loans	guarantees	equity / venture capital	other products	
37	NORTHWEST URBAN INVESTMENT FUND X01429PR	2007UK162PO008 (PRIORITY 3) 2007UK162PO008 (PRIORITY 4)	HF	-	-	2009	55,54	27,77	27,77	0,00	1,10																
37,1	Chrysalis (Merseyside UDF) consisting of Igloo Regeneration Limited, GVA and RBC, 81 Fountain Street, Manchester, M2 2EE Priority 3	2007UK162PO008 (PRIORITY 3) 2007UK162PO008 (PRIORITY 4)	specific fund	Article 44 §1 (b)	Chrysalis (Merseyside UDF) consisting of Igloo Regeneration Limited, GVA and RBC, 81 Fountain Street, Manchester, M2 2EE		0,00	0,00	0,00	0,00	0,00																
37,2	Evergreen (Rest of the Northwest UDF) consisting of Agma, CB Richard Ellis. Priority 3	2007UK162PO008 (PRIORITY 3) 2007UK162PO008 (PRIORITY 4)	specific fund	Article 44 §1 (b)	Evergreen (Rest of the Northwest UDF) consisting of Agma, CB Richard Ellis.		6,00	6,00	0,00	0,00	0,00																
38	The Regeneration Investment Fund For Wales LLP, London	2007UK161PO002	specific fund	Article 44 §1 (b)	Amber Infrastructure Limited, London	2010	45,88	28,38	17,50	0,00	2,22	0	0				0,00	0,00				0,00	0,00				
39	SCR UDF Limited Partnership, Sheffield	2007UK162PO009	specific fund	Article 44 §1 (b)	CBRE Indirect Investment Services Ltd, London	2012	29,01	18,86	10,15	0,00	0,00	0	0	0	0		0,00	0,00	0,00	0,00		0,00	0,00	0,00	0,00		
40	Jessica East Midlands (JEM) 30 Warwick Street London W1B5NH	2007UK162PO010	specific fund	Article 44 §1 (b)	Jones Lang LeSalle 30 Warwick Street London W1B5NH	2009	16,68	11,00	5,68	0,00	0,50	0	0		0		0,00	0,00		0,00		0,00	0,00			0,00	
41	ART (Aston Reinvestment Trust) 69 Aston Road North, Birmingham, B6 4EA	2007UK162PO007	specific fund	Article 44 §1 (c)	ART Share (Social Help Association for Reinvesting in Enterprise) Ltd trading as ART (Aston Reinvestment Trust) Legal Status: Industrial & Provident Society 69 Aston Road North, Birmingham, B6 4EA	2009	3,25	1,57	0,68	1,00	0,00	119	119				3,09	3,09				1,42	1,42				
42	Black Country Reinvestment Trust. Wolverhampton Science Park, Technology Centre, Glaisher Drive, Wolverhampton, West Midlands, WV10 9RU	2007UK162PO007	specific fund	Article 44 §1 (c)	Black Country Reinvestment Society. Legal status: industrial & Provident Society Wolverhampton Science Park, Technology Centre, Glaisher Drive, Wolverhampton, West Midlands, WV10 9RU	2009	8,14	3,80	2,18	2,15	0,00	229	229				8,16	8,16				3,80	3,80				
43	Coventry & Warwickshire Reinvestment Trust. Suite 23, Block 1, Copthall House, Station Square, Coventry, CV1 2FY	2007UK162PO007	specific fund	Article 44 §1 (c)	Coventry & Warwickshire Reinvestment Trust. Legal Status: Company Limited by Guarantee Suite 23, Block 1, Copthall House, Station Square, Coventry, CV1 2FY	2009	1,45	0,66	0,19	0,60	0,00	74	74				1,45	1,45				0,66	0,66				
44	Marches Rural Reinvest Trust Ltd The Garden House, Queen Elizabeth Drive, Pershore, Worcestershire WR10	2007UK162PO007	specific fund	Article 44 §1 (c)	Marches Rural Reinvest Trust Ltd trading as Impetus Legal Status: Company Limited by Guarantee The Garden House, Queen Elizabeth Drive, Pershore, Worcestershire WR10	2009	2,48	1,58	0,05	0,86	0,00	101	101				3,40	3,40				1,58	1,58				
45	The Prince's Trust 18 Park Square East, London, NW1 4LH	2007UK162PO007	specific fund	Article 44 §1 (c)	The Prince's Trust Legal Status: Charity 18 Park Square East, London, NW1 4LH	2009	4,00	1,78	0,69	1,53	0,10	870	870				4,00	4,00				1,78	1,78				

I. Description and identification of the entities which implement FEIs						II. Amounts of OP contributions paid to FEIs (HF or specific fund)					III. Investments made by FEIs in final recipients																
1	2	3	4		5	6	7=8+9+10	8	9	10	11	12=13+14+15+16	13	14	15	16	17=18+19+20+21	18	19	20	21	22	23	24	25	26	
No.	Name of the fund	Operational Programme(s)	Type of FEI		Fund manager	Fund set-up	Amounts of OP contributions paid to the fund (HF or specific fund)	out of which			Management costs and fees	Total number of financial products offered	out of which				OP contributions invested in final recipients	out of which				SF contributions invested in final recipients	out of which				
			a) HF/specific fund	b) Article 44, §1 (a) or (b) or (c)				Structural Funds	National public co-financing	National private co-financing			loans	guarantees	equity / venture capital	other products		loans	guarantees	equity / venture capital	other products		loans	guarantees	equity / venture capital	other products	
46	Enterprise Loans East Midlands First Enterprise Business Agency 90 Radford Road Nottingham NG75FU	2007UK162PO010	specific fund	Article 44 §1 (c)	Enterprise Loans East Midlands First Enterprise Business Agency 90 Radford Road Nottingham NG75FU	2009	1,51	0,93	0,00	0,58	0,37	75	75				1,14	1,14				1,14	1,14				

Absorption of the OP contributions	level of HFs	863,81	424,98	198,47	240,36	36,28																						
	level of specific funds implemented with a HF	424,28	197,55	62,87	163,85	35,80	1728	1187		541		337,76	88,80		248,96		129,16	43,04		86,12								
	level of specific funds implemented without a HF	452,00	163,05	168,27	120,66	8,47	2746	2175		571		190,93	70,49		120,44		79,64	31,83		47,81								



KN-03-13-603-EN-N



Publications Office

ISBN 978-92-79-33193-0



9 789279 331930