



Summary of data
on the progress made in financing and implementing
financial engineering instruments
reported by the managing authorities in accordance with Article 67(2)(j)
of Council Regulation (EC) No 1083/2006

Programming period 2007-2013
Situation as at 31 March 2017 (at closure)

Europe Direct is a service to help you find answers
to your questions about the European Union.

Freephone number (*):
00 800 6 7 8 9 10 11

(*) Certain mobile telephone operators do not allow access to 00 800 numbers or these calls may be billed.

DISCLAIMER

"This is a working document prepared by the Commission services. On the basis of applicable EU law, it provides technical guidance for colleagues and bodies involved in the monitoring, control or implementation of the European Structural and Investment Funds on how to interpret and apply the EU rules in this area. The aim of this document is to provide Commission services' explanations and interpretations of the said rules in order to facilitate the programme implementation and to encourage good practice(s). This guidance is without prejudice to the interpretation of the Court of Justice and the General Court or decisions of the Commission."

European Commission, Directorate-General for Regional and Urban policy
REGIO DG 02 - Communication
Mrs Agnès Monfret
Avenue de Beaulieu 1
1160 Brussels
BELGIUM

E-mail: regio-publication@ec.europa.eu
Internet: http://ec.europa.eu/regional_policy/index_en.cfm

Catalogue number: KN-01-17-974-EN-N
ISBN: 978-92-79-62046-1, doi: 10.2776/297169

© European Union, 2017
Reproduction is authorised provided the source is acknowledged.

20/09/2017

EGESIF 17-0014-00 EN



EUROPEAN COMMISSION

DIRECTORATE-GENERAL
Regional and Urban Policy

DIRECTORATE-GENERAL
Employment, Social Affairs and Inclusion

Summary of data
on the progress made in financing and implementing
financial engineering instruments
reported by the managing authorities in accordance with
Article 67(2)(j) of Council Regulation (EC) No 1083/2006

Programming period 2007-2013
Situation as at 31 March 2017 (at closure)

Contents

Preface / editorial note6
Executive summary7
Chapter 1: Introduction13
Chapter 2: Final reporting exercise - methodology16
 Preparation 16
 Data submission 18
 Data processing 19
Chapter 3: Summary of data collected on financial engineering instruments20
 Setting up financial engineering instruments 20
 Operational Programme contributions to financial engineering instruments..... 24
 Management costs and fees 31
 Resources returned 35
 Jobs created 37
 Product specific information 37
 Leverage 40
 Final recipients supported by the FEIs / Performance 42
Chapter 4: Focus on thematic areas44
 Financial engineering instruments for enterprises 44
 Financial engineering instruments for urban development 51
 Financial engineering instruments for energy efficiency and renewable energies 56
Chapter 5: Conclusions61
Annex 1: Aggregated data (ERDF & ESF) on the FEIs implemented in 2007-201363
Annex 2: Outcome of the data quality check65
Annex 3: FEI country fact sheets.....70

List of Tables

Table 1 Number of FEIs reported at the end of 2011, 2012, 2013, 2014, 2015 and at 31 March 2017	23
Table 2 Amounts committed in the funding agreements, paid to the FEIs and invested in final recipients at 31 March 2017 (in EUR mln)	26
Table 3 Co-financing of operational programmes for FEI at 31 March 2017 (in EUR mln)	29
Table 4 Outside OP contributions paid to FEIs at 31 March 2017 (in EUR mln)	30
Table 5 Actual fees as reported in SFC 2007 - after corrections of implausible data	34
Table 6 Number of products offered to final recipients by specific funds	39
Table 7 OP amounts disbursed to final recipients by specific funds (in EUR mln)	39
Table 8 Final recipients supported by FEIs at 31 March 2017 (per type of financial product)	43
Table 9 FEIs for enterprises set-up at 31 March 2017	45
Table 10 Number of products offered to final recipients by specific funds for enterprises	48
Table 11 OP amounts disbursed to final recipients by specific funds for enterprises (in EUR mln)	48
Table 12 Amounts of OP contributions paid to the FEIs for enterprises and invested in final recipients at 31 March 2017 (in EUR mln)	50
Table 13 FEIs for urban development set-up at 31 March 2017	51
Table 14 Number of products offered to final recipients by specific funds for urban development	54
Table 15 OP amounts disbursed to final recipients by specific funds for urban development (in EUR mln)	54
Table 16 Amounts of OP contributions paid to the FEIs for urban development and invested in final recipients at 31 March 2017 (in EUR mln)	55
Table 17 FEIs for energy efficiency and renewable energies set-up at 31 March 2017	57
Table 18 Number of products offered to final recipients by specific funds for energy efficiency and renewable energies	59
Table 19 OP amounts disbursed to final recipients by specific funds for energy efficiency and renewable energies (in EUR mln)	59
Table 20 Amounts of OP contributions paid to the FEIs for energy efficiency and renewable energies and invested in final recipients as at 31 March 2017 (in EUR mln)	60
Table 21 Amounts of ESF OP contributions paid to the FEIs for enterprises and invested in final recipients at 31 March 2017 (in EUR mln)	63
Table 22 FEIs for enterprises, urban development and energy efficiency/renewable energies implemented and financed in 25 Member States at 31 March 2017 (amounts in EUR mln)	64

List of figures

Figure 1 Models of implementation of FEIs in the programming period 2007-2013	15
Figure 2 Operational programme contributions used in the financing of the FEIs and investments made by the FEIs at 31 March 2017	27
Figure 3 Specific funds set-up at 31 March 2017, per type of financial products offered	39
Figure 4 OP contributions paid to the FEIs for enterprises and invested in final recipients at 31 March 2017	46
Figure 5 Specific funds for enterprises set-up at 31 March 2017, per type of financial product offered	49
Figure 6 Operational programme contributions paid to the FEIs for urban development and invested in the urban projects at 31 March 2017 (in EUR mln)	53
Figure 7 Operational programme contributions paid to the FEIs for energy efficiency and renewable energies and invested in projects at 31 March 2017 (in EUR mln)	58

Preface / editorial note

This is the final summary of data on the progress made in financing and implementing financial engineering instruments (FEIs) under the 2007-2013 operational programmes. As for the previous annual summaries, it has been scoped and prepared primarily on the basis of the data received from managing authorities in line with the requirements of Council Regulation (EC) No 1083/2006.

Given that this is the final summary of data for the 2007-2013 period, however, DG REGIO has made a particular effort on this occasion to present as full a picture as possible of implementation of 2007-2013 FEIs supported by cohesion policy, notwithstanding data collection limitations. In preparing the report, the obligatory data set received from managing authorities has therefore been complemented to the extent possible with further optional data provided by managing authorities within the deadline, as well as other sources, including the ex-post evaluation of Cohesion Policy programmes 2007-2013, the 2016 ECA Special Report 'Implementing the EU budget through financial instruments – lessons to be learned from the 2007-2013 period' and case studies carried out under fi-compass¹. Where recourse has been made to such complementary data or information, this is indicated clearly in the text so that the reader can distinguish between conclusions resulting from the obligatory and optional / complementary data collection exercises.

¹ Financial Instruments for Enterprises - Final Report - Work package 3 Ex post evaluation of Cohesion Policy programmes 2007-2013, focusing on the European Regional Development Fund (ERDF) and the Cohesion Fund (CF) http://ec.europa.eu/regional_policy/en/information/publications/evaluations/2016/financial-instruments-for-enterprises-final-report-work-package-3-ex-post-evaluation-of-cohesion-policy-programmes-2007-2013-focusing-on-the-european-regional-development-fund-erdf-and-the-cohesion-fund-cf
European Court of Auditors, Special report no 19/2016: Implementing the EU budget through financial instruments – lessons to be learnt from the 2007-2013 programme period <http://www.eca.europa.eu/en/Pages/DocItem.aspx?did=37071>;
fi-compass advisory services platform: <https://www.fi-compass.eu/>

Executive summary

During the 2007-2013 programming period there was a profound cultural shift towards use of financial engineering instruments in cohesion policy programmes with a total of EUR 16.4 billion of programme resources, including EUR 11.3 billion of Structural Funds, invested for the benefit of enterprises, urban development and energy efficiency measures. The estimated amount allocated from Structural Funds to venture capital, loan and guarantee funds in 1994-99 was EUR 0.57 billion rising to EUR 1.2 billion in 2000-2006², but this was exclusively in the domain of support to enterprises and was concentrated in a few Member States only. For 2007-2013, on the other hand, the valuable role that financial engineering instruments could play in delivering cohesion policy was recognised from the outset. By the middle of the programming period, financial engineering instruments for enterprise support were therefore being implemented as delivery tool in almost all Member States and their use had expanded to urban development and energy efficiency/renewable energy.

This increase in the use of financial engineering instruments was matched by a growing interest in the framework and conditions for their delivery of cohesion policy objectives. Evaluations run by both the Commission and by external stakeholders, European Parliamentary opinions and ECA special reports examined both the positive and negative aspects of use of these instruments in the cohesion policy context. One result of this increased interest and demands for information was the introduction of a specific annual reporting exercise by managing authorities on financial engineering instruments followed by the production by DGs REGIO and EMPL of an annual summary of data; namely, a quantitative overview of the state of play of their implementation.

The attached summary of data is the final version of this quantitative overview and presents the state of play of data reported by managing authorities at closure i.e. by 31/03/2017. It shows that, notwithstanding the implementation challenges identified during the implementation period, financial engineering instruments supported by the structural funds during 2007-2013 have performed well overall in terms of disbursement rates, amounts devoted to management costs and fees, performance both in terms of leverage and revolving amounts, and in terms of final recipients supported and jobs created. The main figures reported are summarised in the box, below.

² Comparative study of venture capital and loan funds supported by the Structural Funds, Centre for Strategy and Evaluation Services, 2007, page 8

Key figures reported by managing authorities by 31/03/2017

25 MS using FEIs: 25 for enterprise support, 11 for urban development, 9 for energy efficiency and renewable energies

1,058 FEIs across the EU: 77 holding funds and 981 specific funds

89% of these FEIs are providing support for enterprises, 7% for urban development, 4% for energy efficiency and renewable energies

Payments into FEIs EUR 16.4 billion including EUR 11.3 billion structural funds

Payments to final recipients EUR 15.2 billion including EUR 10.1 billion structural funds i.e. **93% of total payments to FEIs**

Management costs and fees: based on the 81% of FEIs that reported, these totalled **EUR 0.9 billion** or **6.7% of total payments to the FEIs concerned**

EUR 8.5 billion of resources returned

Leverage: significant variations between FEI, in some cases reaching up to 20 times for guarantees and loans, and up to 18 times for equity

314,000 final recipients supported

Average support per final recipient: EUR 40,000 OP contributions, of which about EUR 26,000 Structural Funds

Average product size: for **loans** around EUR 45,000 (including microfinance), for **guarantees** around EUR 16,000, and for **equity participations** around EUR 410,000

170,000 jobs created

Key figures reported in close-up

The data submitted to the Commission by 31 March 2017 covered 99% of the OPs using FEIs. These FEIs were set up in 25 Member States (all Member States except Ireland, Luxembourg and Croatia) and received financial support from 192 operational programmes, including one Cross Border Cooperation (CBC) operational programme. The managing authorities of the Member States reported a total of 1,058 FEIs (including 77 holding funds (HF) and 981 specific funds) operating at the end of March 2017: 89% account for FEIs for enterprises, 7% for urban development projects and 4% for funds for energy efficiency/renewable energies.

The total reported value of operational programmes (OP) contributions paid to the FEIs amounted to EUR 16,383.70 million, including EUR 11,307.01 million of Structural Funds (European Regional Development Fund and European Social Fund). Payments to final recipients were reported as EUR 15,192.18 million at closure, out of which EUR 10,124.68 million Structural Funds, thus reaching a disbursement rate to final recipients of almost 93%

of the OP amounts paid to FEIs, i.e. a 20% increase compared to what was reported at the end of 2015. Disbursement rates to final recipients reported varied widely between FEIs, with variations apparent not only between Member States ranging from 60% to 99%, but also between areas of intervention.

At closure cohesion policy support to FEIs for enterprises constituted EUR 14,057.68 million of OP contributions, including EUR 9,655.80 million of Structural Funds and EUR 4,401.88 million of national public and private co-financing. The financial support provided to final recipients (enterprises) amounted to EUR 13,057.78 million through a variety of financial products, mainly through loans, and to a lesser degree guarantees for loans and equity/venture capital investments; other financial products such as interest rate and guarantee fee subsidies were also used to a limited extent. At closure the reported data on FEIs for enterprises showed a disbursement rate of 93%.

These totals include an amount of EUR 871.48 million paid from the European Social Fund (ESF) operational programmes to FEIs, out of which EUR 762.71 million were delivered through different financial products in support of ESF specific target populations, such as the self-employed, long-term unemployed and women.

Total support for FEIs in the field of urban development constituted EUR 1,595.59 million of OP contributions in 11 Member States, including EUR 1,190.85 million of Structural Funds. The FEIs have provided EUR 1,438.31 million to final recipients (such as urban development projects or SME) in the form of loans and to a small extent also equity reaching a disbursement rate of 90%.

The establishment of FEIs for energy efficiency and renewable energy was made possible in 2010 through an amendment of the General Regulation; hence, FEIs in this field had a later start than for SMEs and urban development. Payments to FEIs for investment in energy efficiency and renewable energy at closure amounted to EUR 730.43 million of OP contributions in 9 Member States³, and an increase of nearly 4% compared to the previous reporting exercise, including EUR 460.37 million of Structural Funds. These FEIs have provided EUR 696.09 million to final recipients (such as housing associations or individuals), almost exclusively in the form of loans achieving a disbursement rate of 95% at closure.

³ Spain no longer reports FEI under energy efficiency; the FEI previously reported under energy efficiency are reported under urban development and SME at closure.

Information on management costs and fees, a compulsory reporting item at closure, has been provided for the majority of OP contributions. Cumulated management costs and fees on this basis amount to 6.7% of the amounts paid to FEI, which is an annual equivalent of about 1.26%⁴. This indicates that the annual management costs and fees remained within the limits set out in Article 43(4) of the Implementing Regulation.

The reported data also suggest that the managing authorities have estimated the amount of EUR 8,464.12 million of resources returned for the subsequent reinvestment in the programme areas. The number of jobs created through FEI reported is slightly above 170,000, an increase of about 21% as compared to the penultimate reporting exercise. FEIs supported more than 314,000 final recipients with enterprises being the largest group receiving support through FEI (70%) followed by individuals (about 28%) and large enterprises, urban projects and other final recipients (about 2%).

At closure specific funds had made a total of 372,049 financial transactions to final recipients with EUR 15,192.18 million of OP contributions, including EUR 10,124.68 million of Structural Funds. Loan funds were the most significant; in total 164,171 loans with a value of EUR 8,491.47 million have been provided by FEIs with two-thirds provided to micro-enterprises or individuals under urban development or energy efficiency schemes.

In total 193,095 guarantees and other risk-bearing products were provided with a total value of EUR 3,717.27 million. This type of product was used almost exclusively for the support of enterprises and to a minor extent for energy efficiency/renewable energy.

5,368 equity and quasi-equity investments were made with a total value of EUR 2,694.52 million, out of which EUR 1,492.35 million from Structural Funds. Equity investments were mainly used to support enterprises.

A total of 9,415 'Other financial products' which include interest rate subsidies, guarantee fee subsidies and equivalent measures considered as a FEI operation when they were associated and combined with loans or guarantees co-financed from Structural Funds in a single financing package were reported with a total volume of EUR 288.92 million out of which EUR 162.26 million from Structural Funds.

⁴ For each FEI the annual average fee was calculated by dividing the fees by number of years since the fund was set up and taking into account where applicable the date of winding up if the fund was wound-up before 31 March 2017. Therefore the average age of the funds reporting on MCF is around five years during the programming period 2007-2013.

As concerns leverage, for those FEI for which information was provided the ratio between the resources mobilised outside the Structural Funds resources and ERDF/ESF invested in final recipients in some cases were up to 20 times higher for loan instruments. For equity instruments the ratio in some cases was up to 18 times higher than the ERDF invested in final recipients. The estimated amount of loans provided to final recipients, which were guaranteed by SF resources, was at least EUR 18,000 million. The ratio between the SF contribution to the guarantee and the loan provided to final recipients in some cases were up to 20 times higher than the SF set aside for the guarantees. Guarantee instruments with a ratio between 5 and 20 accounted for 50% of the guarantees backed by the Structural Funds resources.

Outlook and next steps

The findings of this final summary of data for 2007-2013 are generally positive: reported disbursement rates to final recipients increased across all types of FEIs to reach (almost) full disbursement, the reported rate of management costs and fees remained well within the thresholds and use of FEIs made a demonstrable contribution to the objectives of the cohesion policy programmes they were designed to help deliver.

Nevertheless, a number of errors and discrepancies remain in the reporting of data. These include small but significant amounts of OP resources committed in the funding agreements but not paid to FEIs at closure, an increase in both committed amounts payments to a number of FEI after 31 December 2015 and, in some cases, higher amounts paid to final recipients than to the FEIs. The possible reasons for such anomalies and inconsistencies have been examined during the period April – August 2017 and, where possible, integrated into the text of this summary.

In this context, it is important to note that this final summary does not constitute a confirmation of eligibility at closure of the amounts reported by 31/03/2017. For all programmes, but in particular those programmes where data reported reveal such discrepancies, it is appropriate that managing and audit authorities review during the closure process these amounts and the reasons and assess whether these constitute a risk of certain amounts of Structural Funds being de-committed at closure or whether these amounts were simply inaccurately reported at closure. Only investments made in final recipients from the OP resources paid to FEIs by the 31 December 2015 and the eligible management costs and fees will constitute eligible expenditure at closure and a legal commitment to pay OP resources to FEIs or to make an investment in a final recipient is not sufficient to constitute eligible expenditure. At closure when settling the final balance of the programmes the

Commission will pay only eligible expenditure and only when it has certainty about eligibility.

For the 2014-2020 period, improvements in reporting on financial engineering instruments were built into the system from the outset: in particular the full provisions were included from the outset in the legislative framework, reporting templates discussed with Member States at an early stage and, in June 2017, an online reporting training module provided under fi-compass so that all managing authorities could access support for the 2016 annual reporting exercise. The results of this latest exercise will be available by the end of 2017, with the production of the second annual summaries of data for the 2014-2020 period. Further improving and facilitating the reporting modalities on financial instruments will continue to be a key priority for Commission and Member States in the coming years.

Chapter 1: Introduction

Financial engineering instruments are a way of using Structural Funds to deliver cohesion policy objectives, in addition to grants, and are part of the strategy aiming at promoting long-term sustainable growth in the European regions. FEIs were already used to deliver ERDF in some MSs during 1994-1999 and became more widespread during 2007-2013, growing rapidly in variety, scope and scale.

FEIs contribute to the achievement of the objectives set out under specific priority axes acting as vehicles for:

- delivering new revolving forms of sustainable finance for investment in the long-term;
- opening new markets to different forms of public-private partnership, bringing in the expertise of international financial institutions;
- promoting sustainability of Structural Funds' resources;
- pooling expertise and know-how between national and regional authorities, financial intermediaries and final recipients, such as enterprises and housing associations;
- building institutional capacity through partnerships between the public and private sector, and broader involvement of financial institutions/financial intermediaries in the implementation of EU cohesion policy; and
- addressing the needs for access to finance for specific target groups.

The first FEIs set-up in European regions according to the Structural Funds Regulations⁵ for 2007-2013 targeted predominantly enterprises, building upon the experience of instruments from two previous programming periods. The General Regulation opened the possibility to establish FEIs to invest also in urban development projects and further to its amendment in June 2010 it became possible to establish FEIs to invest in legal or natural persons carrying out specific investment activities in energy efficiency and renewable energies⁶. Financial products provided through ERDF- and ESF-supported FEIs include loans, guarantees, equity/venture capital and other forms of assistance⁷.

⁵ In this document reference is made to 'Structural Funds Regulations', specifically to the following provisions: Article 44 of Council Regulation (EC) No 1083/2006, hereinafter referred to as the 'General Regulation', Articles 3(2)(c), 4(1), 5(1)(d) and 6(2)(a) of European Parliament and Council Regulation (EC) No 1080/2006, hereinafter referred to as the 'ERDF Regulation', Article 11(1) of European Parliament and Council Regulation (EC) No 1081/2006 hereinafter referred to as the 'ESF Regulation' and Articles 43 to 46 of Commission Regulation (EC) No 1828/2006 hereinafter referred to as the 'Implementing Regulation'.

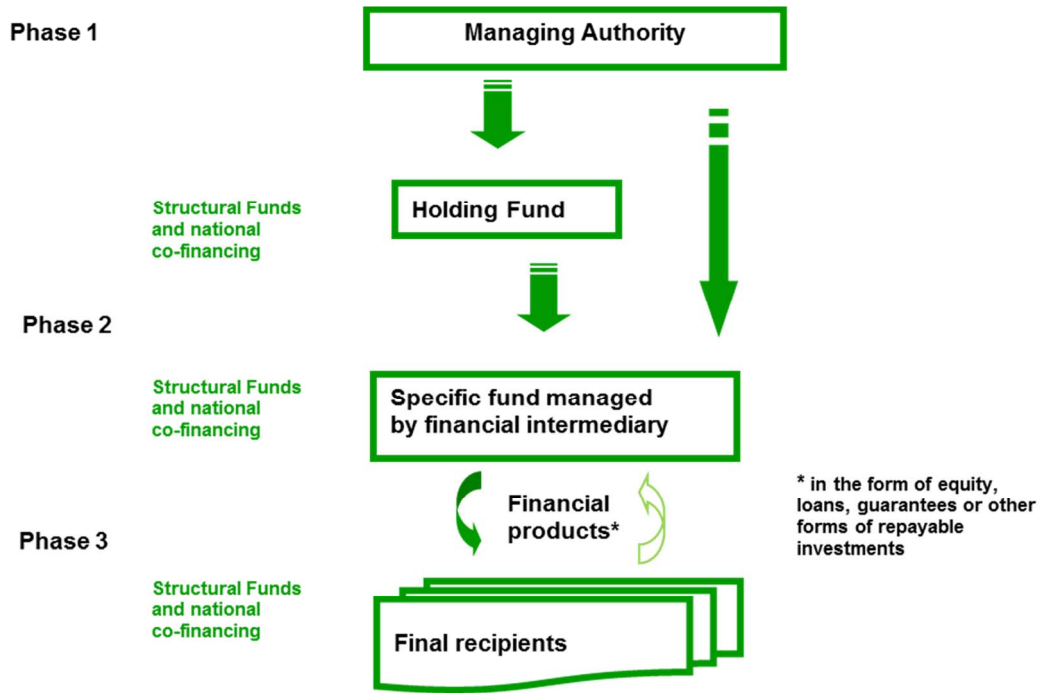
⁶ Regulation (EU) No 539/2010 of the European Parliament and of the Council of 16 June 2010 amending Council Regulation (EC) No 1083/2006 laying down general provisions on the European Regional Development Fund, the European Social Fund and the Cohesion Fund as regards simplification of certain requirements and as regards certain provisions relating to financial management.

⁷ Some of the FEIs provide support to interest rate subsidies and guarantee fee subsidies associated and combined with ERDF loans or guarantees in a single financial package.

Financial engineering instruments supported through cohesion policy follow its logic and the legal framework, including the principles of "shared management" and "subsidiarity". They contribute to the achievement of the objectives set out under priority axes of the operational programmes agreed between the Member State and the Commission. However, decisions regarding implementation, financing and monitoring of their performance fall within the competence of the managing authorities concerned.

As part of the decisional process, managing authorities must assess whether they want to implement the FEI operation through a holding fund or through a direct contribution from the operational programmes to a specific fund. When a FEI is implemented through a holding fund, the managing authority contributes the operational programme contributions (Structural Funds combined with national public and/or private co-financing) to a holding fund, and the holding fund transmits these resources to the specific funds managed by financial intermediaries. If the implementation of the FEI is organised without a holding fund, then the operational programmes contribute directly to the specific funds managed by financial intermediaries. National co-financing may come in at different levels of implementation, i.e. at the level of holding funds, specific funds and final recipients. The figure below illustrates two existing models of implementation of FEIs in the programming period 2007-2013.

Figure 1 Models of implementation of FEIs in the programming period 2007-2013



As the prominence of the FEIs in the European cohesion policy grew during the 2007-2013 programming period, the availability of more information on their use and financing from the European Union budget became necessary to fulfil the Commission's obligations towards budgetary and control authorities (i.e. European Parliament and the European Court of Auditors⁸) and towards Citizens. Reporting obligations were therefore introduced during the 2011 modification of the General Regulation.

⁸ The European Court of Auditors Special report n° 2/2012 on financial instruments for SMEs co-financed by the ERDF (Special Reports No 5/2010 and No 7/2011, 2010 Annual Report, paragraphs 8.15 to 8.29) has also recommended in non-equivocal terms that the Commission should provide reliable and technically robust monitoring and evaluation system specific to financial engineering instruments.

Chapter 2: Final reporting exercise - methodology

Preparation

This is the sixth successive and also the final year that the Commission has produced the summary of data on the progress made in financing and implementing financial engineering instruments (FEIs), reported by the managing authorities in accordance with Article 67(2)(j) of Council Regulation (EC) No 1083/2006.

In view of the increased share of cohesion policy resources delivered through FEIs during the programming period 2007-2013 it became necessary to enhance the transparency of the implementation process and ensure appropriate monitoring by the Member States and by the Commission. Accordingly, Article 67 of Council Regulation (EC) 1083/2006 was modified to provide that annual implementation reports for the years 2011 onwards and due by 30 June of each year and in the final report by 31 March 2017 at closure, would include reporting data on the progress made in financing and implementing FEIs as defined in Article 44 of the Regulation, and the Commission would prepare a summary of this data by 1 October of the same year.

The compulsory information required by Article 67(2)(j) of Council Regulation (EC) No 1083/2006 and the Closure guidelines⁹ is as follows:

- description of the financial engineering instruments and implementation arrangements;
- identification of the entities which implement the financial engineering instruments, including those acting through holding funds;
- amounts of assistance from the Structural Funds and national co-financing paid to the financial engineering instruments;
- amounts of assistance from the Structural Funds and national co-financing paid by the financial engineering instruments to final recipients;
- OP contributions paid to the funds in management costs and fees;
- information on withdrawals of programme resources from FEI;
- amount of capitalised interest rate subsidies and guarantee fee subsidies;
- interest generated by payments from the programme and attributable to the Structural Funds;
- information on legacy including:

⁹ Commission Decision C(2015)2771 final amending Decision C(2013) 1573 on the approval of the guidelines on the closure of operational programmes adopted for assistance from the European Regional Development Fund, the European Social Fund and the Cohesion Fund (2007-2013)

- value of legacy resources (residual funds and value of investments and participations recorded before the submission of closure documents) attributable to ERDF/ESF resources;
- the date of winding up (as envisaged in the funding agreement).

The Closure Guidelines and reporting module proposed by the Commission included also some categories of optional data i.e.:

- Structural Funds (ERDF/ESF) and the national (public and private) co-financing committed in the funding agreements establishing FEIs;
- amounts of other assistance paid to FEIs outside the operational programmes;
- number of final recipients supported, including large enterprises, SMEs, microenterprises, individuals, urban projects and other category of final recipients supported;
- number of loan/guarantee and other financial products offered and number of equity/venture capital investments made in final recipients;
- number of jobs created;
- amount of public and private contributions outside of the ERDF and ESF paid to final recipients.

The Commission encouraged Member States to provide input on these optional data in order to present a more complete picture on how FEIs work and what results they produce at closure of the 2007-2013 operational programmes.

It was clarified through the amendment to the Closure guidelines that disbursements from FEI to final recipients could take place beyond 2015. Nevertheless, in order for the managing authorities to have sufficient time to prepare a complete final report and for the audit authorities to have sufficient time to carry out its work for the closure declaration the remaining investments in final recipients should have taken place in advance of the deadline of 31 March 2017. Furthermore, Member States were reminded to ensure that revolving amounts and additional amounts from treasury management were excluded from the reporting on OP resources paid to specific funds and final recipients.

Member States and the Commission have made significant efforts over the last six years to improve the reporting process and quality of the data provided. In order to further equip managing authorities for closure, the 'Reporting Instructions for the Financial Engineering Instruments' were updated in 2016 to take into account the additional requirements to be reported at closure in line with the closure guidelines and circulated to the EGESIF members.

The Commission also organised support to the closure exercise through a number of workstreams. To facilitate the understanding of the reporting obligations and the timely completion of the closure documentation the Commission organised a technical meeting with the EGESIF on the reporting on financial engineering instruments at closure in Brussels on 27 February 2017. The meeting was also webstreamed to ensure a larger participation from the national authorities responsible for the closure of 2007-2013 programming period. The Commission provided delegations with an overview of reporting requirements on FEI of the 2007-2013 period; the information requested from Member States in the final report; highlighted some of the more frequently asked questions as well as the lessons learnt from the 2016 reporting exercise and concluded with the questions and answers session. Following the meeting the delegations received the PowerPoint presentation and the minutes of the technical meeting.

At the operational level the Commission assisted the managing authorities in the preparation for closure through monitoring committees and bi-lateral discussions with the managing authorities; reviewing the draft final reports, consistency and accuracy of the quantitative data and following more specifically on the clarification of the outstanding issues at closure of the programmes.

Data submission

At closure, all 25 Member States using financial engineering instruments and one CBC operational programme submitted data to the Commission. Given that for closure only the closure documentation submitted before or at 31 March 2017 count, the data on FEI with a cut-off date of 31 March 2017 was downloaded on 5 April 2017. The information provided concerned 192 OPs out of which 20 for the ESF, i.e. 98% of OPs¹⁰ which are using FEIs, and approximately covering 99% of the payments to FEIs and 99% of payments to final recipients based on estimations on 2015 data.

The compulsory and optional data reported before or at 31 March 2017 then underwent several quality checks (automatic and manual) in order to evaluate their accuracy. The detail of the quality check can be found in Annex 2 of the summary.

¹⁰ On the basis of payment request data received by the Commission, in total there are 193 OPs making payments to FEI, the 1 OPs that did not submit data at 31 March 2017. This is one OP in Germany 2007DE051PO005 'Sachsen-Anhalt'. For one OP 2007PT16UPO001 it is not reported in the FEI data because the resources were reprogrammed already in 2014, therefore there was no reporting since 2014.

Overall, the results were good. The quality of data reported in 2017 overall improved on the previous years due to better reporting coverage. Full data sets were received on the OP amounts committed to FEI. In the last reporting exercise all the OPs submitted the data before or at 31 March 2017. The two funds previously reported as specific funds are now reported correctly as holding funds. Previously reported incomplete information such as the type of fund, name of the fund manager omission of specific funds under holding funds were now resolved. Though not complete the situation with reporting OP contributions to FEI improved. Also a better situation is observed in reporting on management costs and fees; as compared to the reporting exercise of end 2015 the FEIs reporting on MCF at 31 March 2017 represent 81% of the total payments to FEIs compared to 64% in 2015, an increase of 17 percentage points.

Nevertheless, there remained missing information and certain inaccuracies in the data provided by managing authorities at the time of preparation of this summary of data, which are listed in Annex 2. The main impact of these anomalies is reporting included in the summary of small but significant amounts of OP resources committed in the funding agreements but not paid to FEIs at closure, an increase in both committed amounts and payments to a number of FEI after 31 December 2015 and, in some cases, higher amounts paid to final recipients than to the FEIs.

Given that the Commission does not have direct access to the original data sources, the inaccuracies identified are difficult to quantify. Nevertheless, estimations based on updated information, data available from last year and data from other sources, allow for reasonable assurance that the degree of accuracy of the overall data presented is within a range of +/- 4%. The effect with the largest impact is the over reporting of payments to final recipients through revolving amounts, interest from treasury management, overbooking or similar misreporting.

Data processing

The data was gathered and managed along the same lines as in previous years; namely, with a view to presenting the obligatory data in tables for each Member State, as well as total figures and figures broken down by types of intervention under Article 43 of the General Regulation.

Considerable effort was also made to ensure consistency and comparability of the data presented in this report with reporting in the previous years. Changes in the way data were analysed are fully documented in the text.

Chapter 3: Summary of data collected on financial engineering instruments

Setting up financial engineering instruments

The FEIs presented in this summary were set up as specific funds for loans, guarantee, equity/venture capital and other financial products, financed directly by managing authorities/intermediate bodies, or indirectly through holding funds. For the purposes of this summary, each funding agreement signed between a managing authority and a holding fund or directly with a specific fund, as well as each contract between a HF and a specific fund for the implementation of FEI, is reported as a separate FEI. The exception is when several agreements between the same managing authority or HF and the same specific fund are signed for different annual installments or different priority axes.

At closure a total of 77 holding funds and 981 specific loan, guarantee, equity/venture capital and other funds had been set up. Out of all specific funds, 469 were implemented directly (without a holding fund) and 512 were implemented through holding funds. Regarding the type of intervention, the number of specific funds is as follows: 897 (89%) are funds targeting enterprises, 52 (7%) for urban development and 32 (4%) operating in the area of energy efficiency/renewable energies.

Most of the 77 operating holding funds reported by the Member States were set up in 2009 and in 2010. They have received financial support between one and ten operational programmes and made contributions from 1 to 139 specific funds¹¹.

Holding funds have an average size of slightly above EUR 100 million paid to them by managing authorities. 23 HF have a size of EUR 100 million or more and the largest fund has received allocations of almost EUR 822.18 million (HU). On the other hand there are 12 HF with a size of or below EUR 15 million, with the smallest fund having a size of EUR 0.29 million (PT).

The majority of the holding funds (70%) were set up as a separate block of finance within a financial institution, with the remaining 30% established as an independent legal entity governed by agreement between the co-financing partners and shareholders. About two thirds (67%) of the holding funds make contributions to specific funds providing support to enterprises, 26% to urban development funds and 10% to specific funds for energy efficiency/renewable energy. One holding fund in the Netherlands, one in Italy and one in the

¹¹ In the following Member States one HF contributed to a significant number of specific funds: HU: 137, PT: 34, PL: 21, LT: 16, FR: 16, and EL: 14. (Regarding the total number of FEI in Hungary, it has decreased as compared to the information in 2014, due to not counting those FEI funded only by reflowing amounts.)

UK provide support to specific funds for urban development and energy efficiency/renewable energy. In Slovenia one holding fund is receiving contributions from ERDF and from ESF, which then are invested by specific funds dealing with contributions from one of the two Funds¹².

The other form of implementation is through specific funds without holding funds, which is more common in terms of amounts allocated (59% of total payments to FEI). On average these funds are smaller than HFs, with an average size of just over EUR 20 million per specific fund. In total there are 16 specific funds without HF with a size of EUR 100 million and more and on the other hand there are 89 specific funds with allocations of less than EUR 1 million, out of which 58 are located in France.

Table 1 shows the evolution of the number of funds reported from 2011 to 31 March 2017¹³. Based on the dataset at closure, it therefore seems that there was a modest increase of number of funds reported compared to the information at end of 2015. This was partly due to the improvement of the quality of reporting (i.e. inclusion of funds which should have been reported in 2012 - 2015)¹⁴ and due to establishment of new funds after 2014. This can be observed in 12 Member States, with the most significant differences for France¹⁵. In 15 Member States the total number of specific funds reported remained the same as at end of December 2015.

The number of FEIs may seem high compared to the number of EU-level financial instruments¹⁶, however, this is to be expected, given the budget share of cohesion policy and the nature of shared management, where FEIs are usually established at the level of an OP. The number further increases as there are separate instruments for ESF and ERDF, different instruments depending on the type of operations supported (enterprises, urban development or energy efficiency/renewable energy) and furthermore on the type of product offered. It is

¹² The ESF specific fund was created in 2015 and it aims to finance social small and medium enterprises.

¹³ In 2011 and 2012 different annual instalments from holding funds or managing authority to specific funds were reported as separate instruments; in the 2013, 2014 and 2015 reporting different instalments are counted as one single instrument, this explains why the number of funds in Poland and Hungary declined.

¹⁴ "EUREFI" included in the summary of data for 2011 under the German, Belgian, French and Luxembourgish cross-border cooperation OP of "Grande Region", was not reported in the Annual Implementation Report for 2012, 2013 and 2014, but was reported at end of 2015 and at 31 March 2017.

¹⁵ Regarding the total number for Poland (2013 and 2014) and Hungary (2013 only) there was a change in the methodology in 2013. In the 2011 and 2012 reports different instalments from a managing authority or HF to the same FEI were treated as separate instruments which led to inflation in the number of instruments. For the 2013, 2014 and 2015 report different annual instalments were aggregated and treated as single instruments, leading to a decrease of the number of instruments in 2013 compared to 2012. The same was done in the case that FEI are artificially split for different priorities of the OP in the UK.

Regarding the total number of FEI in Hungary, it has decreased as compared to the information in 2014, due to not counting data sets for reflows into the total number of FEI.

¹⁶ REPORT FROM THE COMMISSION TO THE EUROPEAN PARLIAMENT AND THE COUNCIL on financial instruments supported by the general budget according to Art.140.8 of the Financial Regulation as at 31 December 2015 COM(2016) 675 final.

common that loan, guarantee and equity schemes are implemented through different instruments. Nevertheless, there is some evidence of efforts to consolidate and enhance synergies; in six MS several regional OPs contribute to one single multi-OP HF or specific fund (EL, ES, FI, HU, PT, SI, SK and UK).

Table 1 Number of FEIs reported at the end of 2011, 2012, 2013, 2014, 2015 and at 31 March 2017

Summary of data at 31 March 2017						Summary of data for 2015				Summary of data for 2014				Summary of data for 2013				Summary of data for 2012				Summary of data for 2011					
1	2	3	3a	3b	3c	3	3a	3b	3c	4	4a	4b	4c	5	5a	5b	5c	6	6a	6b	6c	7	7a	7b	7c	1	2
N°	Member State	N° of FEIs	out of which HF	out of which specific funds with a HF	out of which specific funds without a HF	N° of FEIs	out of which HF	out of which specific funds with a HF	out of which specific funds without a HF	N° of FEIs	out of which HF	out of which specific funds with a HF	out of which specific funds without a HF	N° of FEIs	out of which HF	out of which specific funds with a HF	out of which specific funds without a HF	N° of FEIs	out of which HF	out of which specific funds with a HF	out of which specific funds without a HF	N° of FEIs*	out of which HF	out of which specific funds with a HF	out of which specific funds without a HF	N°	Member State
1	AT	2	0	0	2	2	0	0	2	2	0	0	2	2	0	0	2	2	0	0	2	2	0	0	2	1	AT
2	BE	9	0	0	9	9	0	0	9	9	0	0	9	9	0	0	9	9	0	0	9	9	0	0	9	2	BE
3	BG	9	2	7	0	9	2	7	0	10	2	7	1	9	2	6	1	9	2	6	1	5	2	3	0	3	BG
4	CY	5	1	4	0	5	1	4	0	5	1	4	0	5	1	4	0	4	1	3	0	4	1	3	0	5	CY
5	CZ	7	2	3	2	6	2	2	2	5	1	0	4	4	1	0	3	4	2	0	2	3	1	0	2	4	CZ
6	DE	44	0	0	44	45	0	0	45	45	0	0	45	46	0	0	46	41	0	0	41	42	4	4	34	6	DE
7	DK	9	0	0	9	9	0	0	9	9	0	0	9	9	0	0	9	6	0	0	6	6	0	0	6	7	DK
8	EE	6	0	0	6	6	0	0	6	6	0	0	6	6	0	0	6	6	0	0	6	6	0	0	6	8	EE
9	EL	34	4	29	1	33	4	28	1	32	4	27	1	31	4	26	1	26	4	21	1	14	4	10	0	9	EL
10	ES	25	4	6	15	26	4	6	16	16	4	5	7	14	3	4	7	15	6	7	2	9	4	4	1	10	ES
11	FI	2	0	0	2	2	0	0	2	1	0	0	1	1	0	0	1	1	0	0	1	1	0	0	1	11	FI
12	FR	152	4	19	29	133	2	17	114	120	2	17	101	84	2	17	65	95	2	17	76	111	3	4	104	12	FR
13	HU	139	1	37	1	137	1	135	1	170	1	168	1	165	1	163	1	185	1	183	1	3	1	1	1	13	HU
14	IT	137	21	35	81	146	23	33	90	128	20	23	85	114	8	21	75	95	13	15	67	80	14	14	52	14	IT
15	LT	34	4	29	1	34	4	29	1	36	4	31	1	36	4	31	1	33	4	28	1	29	4	24	1	15	LT
16	LV	15	1	10	4	15	1	10	4	15	1	10	4	13	1	8	4	10	1	5	4	9	1	5	3	16	LV
17	MT	2	1	1	0	2	1	1	0	2	1	1	0	2	1	1	0	2	1	1	0	2	1	1	0	17	MT
18	NL	11	1	2	8	12	1	3	8	11	1	2	8	9	1	2	6	8	1	2	5	5	0	0	5	18	NL
19	PL	247	15	139	93	257	15	149	93	248	15	139	94	231	14	125	92	247	16	128	103	139	13	54	72	19	PL
20	PT	56	3	43	10	57	3	44	10	56	3	44	9	58	3	39	16	50	3	34	13	19	3	7	9	20	PT
21	RO	4	1	3	0	4	1	3	0	4	1	3	0	4	1	3	0	3	1	2	0	3	1	2	0	21	RO
22	SE	11	0	0	11	11	0	0	11	11	0	0	11	11	0	0	11	11	0	0	11	11	0	0	11	22	SE
23	SI	7	1	5	1	4	1	2	1	3	1	1	1	3	1	1	1	4	1	2	1	10	1	8	1	23	SI
24	SK	14	1	2	1	14	1	2	1	7	1	5	1	5	1	3	1	1	1	0	0	1	1	0	0	24	SK
25	UK	76	10	28	38	73	10	28	35	74	10	27	37	70	10	27	33	73	10	27	36	68	9	27	32	25	UK
26	CBC	1	0	0	1	1	0	0	1													1	0	0	1	26	CBC
Total		1,058	77	512	469	1,052	77	513	462	1,025	73	514	438	941	69	481	391	940	70	481	389	592	68	171	353	Total	

Operational Programme contributions to financial engineering instruments

In the 2007-2013 programming period, OPs could finance expenditure in respect of operations comprising contributions to FEIs providing support in three areas: (1) enterprises, primarily small and medium-sized ones, (2) urban development funds, public-private partnership and other projects included in an integrated plan for sustainable urban development and (3) funds or other incentive schemes providing loans, guarantees for repayable investments or equivalent instruments for energy efficiency and use of renewable energy in buildings, including in existing housing.

To qualify the contributions from the Operational Programme as a FEI under the Structural Funds Regulations, the following main conditions should be met: (1) the contributions should be targeted to the specific final recipients or one of the above-mentioned investments and (2) they should take the form of repayable investments, namely equity, loans and/or guarantees, micro-finance and other forms of revolving assistance.

At 31 March 2017 the total amount committed in funding agreements to FEIs¹⁷ from the 172 ERDF and 20 ESF Operational Programmes, covered in this report, was EUR 16,967.80 million¹⁸. Out of this amount the Structural Funds account for EUR 11,496.38 million (for the ESF EUR 502.17 million and for the ERDF EUR 10,994.21 million) (Table 2).

The contributions paid by managing authorities to FEIs (either to the holding funds or directly to the specific funds) amounted to EUR 16,383.70 million, out of which EUR 11,307.01 million Structural Funds (ERDF and ESF) and EUR 5,076.69 million of operational programme national co-financing. Compared to the numbers reported in the 2015 Annual Summary of Data this is a decrease of EUR 520.56 million (3.1%)¹⁹. The EUR 10,808.86 million contributions paid from the ERDF represents 5.4% of the total amount of ERDF allocated to all 28 Member States at closure and the EUR 498.15 million of paid ESF contribution represents 0.7% of the total amount of ESF allocations to all Member States by the 31 March 2017.

¹⁷ "Committed in funding agreements" describes the total amount of payment obligation by the managing authority to the holding fund or specific fund. Actual payments by the managing authority may be subject to the performance and actual financial needs of the fund. The term "committed in funding agreement" should not be confused with budgetary commitments from the EU budget.

¹⁸ Data for commitments from 2013 to 31 March 2017 and data from before are not comparable due to inconsistencies in the reporting system.

¹⁹ This decrease is a net decrease due to an overall decrease of payments to FEI at closure of EUR 520.56 million in view of the withdrawal of the OP resources paid from FEI not invested in final recipients before submission of the closure documents at 31/03/2017 and also partly due to a more accurate reporting.

The amount committed in funding agreements but not paid to HF or specific funds reported as at 31 March 2017 was EUR 584.10 million (for example, in DE, PT, PL, LT, UK), thus 3.4% of commitments. For EUR 241.73 million of these amounts the ERDF share was paid, but not the national part (mainly, in PT, LT, UK), which could suggest that national public and private contributions to financial instruments are provided at the level of final recipients further to a legally binding agreement with a financial engineering instrument, such expenditure may be declared to the Commission as having been contributed to the financial engineering instrument, but only at the time of effective payment to final recipients.

In some cases the ongoing closure exercise has revealed other reasons for the anomalous reporting. It was discovered, for example in two OPs in Germany, that according to the funding agreement the amount reported as committed to FEI was the maximum amount possible as contribution from the programme to the Fund, however, only the amounts paid to FEI were used for equity participations and management costs and fees. The actual amount of the OP resources committed and paid to the FEI was not reflected in the modification of the funding agreement. In another fund (NRW/EU KWK-Investitionskredit) the decrease in demand and accordingly unused commitments were due to a new law on renewable energy (which came into force on 1/8/2014) and increased the accounting burden for potential investors. In a further example, the demand for OP contributions decreased as the originally planned EUR 20 million figure was a maximum estimate which did not materialise in subsequent investments due to developments on the financial markets and competing products available, leading to a lower demand for Stadtentwicklungsfonds in 2007-2013 than originally expected.

In Poland in one of the funds the commitments remain unpaid due to the pilot nature of the FEI and a diligent approach to assessment of loan applications, which resulted in a positive impact on the quality of projects selected and the ability of borrowers to repay, while reducing the scale of the transfer of public money to businesses. In another FEI, the lack of full use of the budget resulted from an insufficient pipeline of good projects, lack of appropriately experienced management teams and an inadequate supply of qualified private investors resulting in low capitalisation of funds and insufficient scale of FEI for the private investors' interest.

In Finland for example the higher commitments than payments to FEI resulted in a shift from loan and guarantee instruments due to less demand in view of a drop in interest rates to more dynamic equity schemes.

Table 2 Amounts committed in the funding agreements, paid to the FEIs and invested in final recipients at 31 March 2017 (in EUR mln)

N°	1	2	3	4a		4b		5a	5b	5c				
				MS	OP contributions committed in funding agreements to FEIs (1)	out of which Structural Funds	OP contributions paid to FEIs (1)				OP contributions paid to final recipients			
							amount				% of commitment	amount	% of payment	% of commitment
1	AT	26.79	10.27	26.79	100%	21.38	80%	80%						
2	BE	417.87	167.71	417.87	100%	427.75	102% (2)	102%						
3	BG	382.00	324.70	382.00	100%	356.88	93%	93%						
4	CY	20.00	17.00	20.00	100%	18.32	92%	92%						
5	CZ	285.57	158.56	284.73	100%	257.68	90%	90%						
6	DE	1,737.20	1,101.23	1,678.60	97%	1,578.80	94% (2)	91%						
7	DK	88.00	39.07	88.00	100%	81.22	92%	92%						
8	EE	200.00	124.66	200.00	100%	197.13	99% (2)	99%						
9	EL	1,081.18	1,081.17	1,081.18	100%	1,033.10	96%	96%						
10	ES	988.55	767.59	988.55	100%	594.83	60% (2)/(4)	60%						
11	FI	85.22	39.94	59.27	70%	57.33	97%	67%						
12	FR	473.60	214.44	442.02	93%	732.97	166% (2)	155%						
13	HU	890.31	759.29	867.34	97%	829.67	96% (2)	93%						
14	IT	4,918.74	3,114.24	4,850.52	99%	4,006.06	83% (2)	81%						
15	LT	507.32	417.99	453.74	89%	620.11	137% (2)	122%						
16	LV	215.04	159.64	214.94	100%	194.74	91%	91%						
17	MT	12.00	10.20	12.00	100%	10.67	89%	89%						
18	NL	78.52	22.88	75.40	96%	56.13	74% (2)	71%						
19	PL	1,311.91	1,112.77	1,269.59	97%	1,184.74	93% (2)	90%						
20	PT	610.38	368.65	442.99	73%	624.53	141% (3)	102%						
21	RO	225.00	193.50	225.00	100%	244.74	109% (2)	109%						
22	SE	165.49	76.20	157.47	95%	133.73	85%	81%						
23	SI	193.06	164.10	193.06	100%	171.99	89% (2)	89%						
24	SK	385.07	327.31	384.70	100%	349.04	91%	91%						
25	UK	1,664.63	721.95	1,566.42	94%	1,407.18	90% (2)	85%						
26	CBC	4.35	1.32	1.51	35%	0.00	0%	0%						
Total		16,967.80	11,496.38	16,383.70	97%	15,192.18	93%	90%						

(1) FEIs= holding funds and specific funds implemented without a holding fund

(2) over reporting of payments to final recipients through revolving amounts, interest from treasury management or 'overbooking'. This is about EUR 900 million, out of which over reporting in Holding Fund structures of EUR 450 million (mainly in PL, IT, LT, RO, SI) and around EUR 450 million specific funds not implemented through HF (mainly in BE, FR, IT, PL). Almost the whole amount comes from enterprise instruments. These EUR 900 million represent about 6% of the total amount reported as payments to final recipients.

(3) In case of Portugal and the UK for some specific funds additional OP contributions (national public or private co-financing) come at the level of specific funds, which accounts for EUR 264 million additional OP contributions. In Portugal therefore the amount paid to final recipients exceed the amount paid to holding funds.

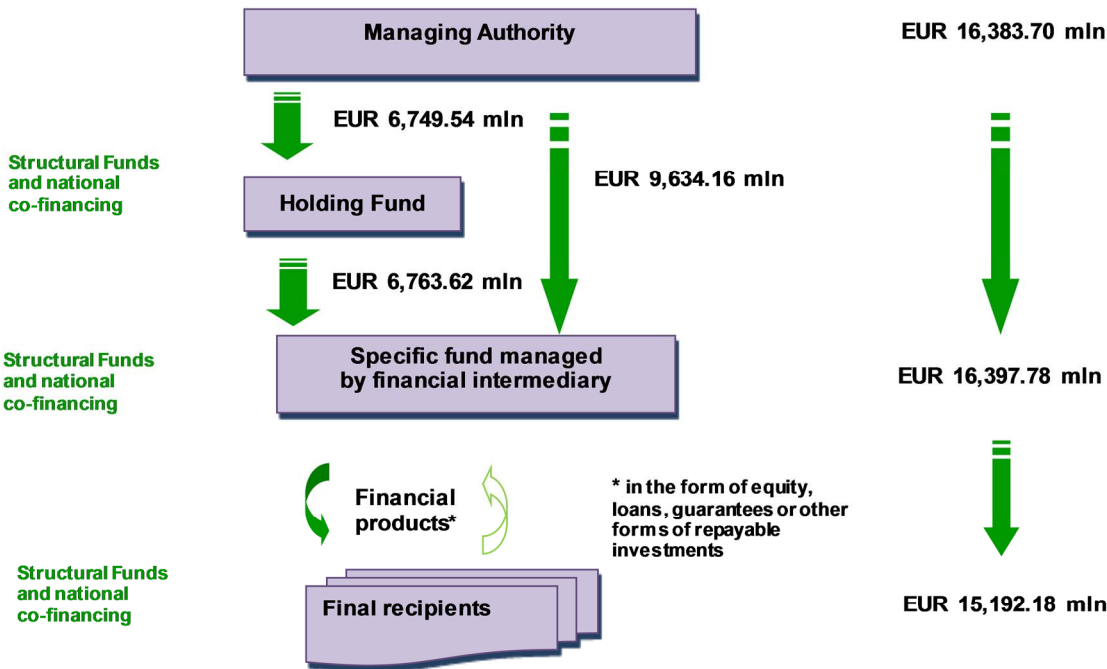
(4) In Spain a relatively low disbursement rate is mainly due to one instrument having encountered difficulties in implementation.

The total value of contributions paid to the holding funds amounted to EUR 6,749.54 million, including EUR 5,147.37 million of Structural Funds and EUR 1,602.17 million of national co-financing. Out of EUR 6,749.54 million of OP contributions paid to holding funds, nearly 98% (EUR 6,587.22 million) was subsequently transferred to specific funds, meaning that

EUR 162.32 million of Structural Funds contributions remained at the level of holding funds while additional EUR 176.40 million of national co-financing has been provided at the level of specific funds at 31 March 2017, which gave a total of EUR 6,763.62 available for investment in final recipients.

EUR 9,634.16 million of OP contributions, out of which EUR 6,159.64 million of Structural Funds and EUR 3,474.52 million of national co-financing were paid directly from managing authorities to the specific funds set up without a HF (Figure 2).

Figure 2 Operational programme contributions used in the financing of the FEIs and investments made by the FEIs at 31 March 2017



In total, EUR 16,397.78 million of OP contributions (including EUR 11,143.57 million of Structural Funds) reached specific funds and was available to support final recipients. At the end of the reporting period (31 March 2017), 93% of this amount (i.e. EUR 15,192.18 million of OP contributions and of this EUR 10,124.68 of Structural Funds²⁰) was invested in final recipients²¹. The overall absorption of payments to specific funds at the level of final recipients increased by nearly 20% for OP contributions and approximately 18% for the Structural Funds part, in comparison to the data reported for 2015. The overall absorption of amounts committed in funding agreements was 90%, which is significantly higher than last

²⁰ Some Member States did not report the Structural Funds share of OP contributions paid to final recipients. This concerns 13 specific funds and leads to lower ERDF and ESF share of payments in FR and EL. The estimated amount of Structural Funds paid to final recipients (but not reported) is nearly EUR 15 million.

²¹ In view of over reporting the amounts invested in final recipients due to revolving amounts, interest from treasury management and 'overbooking', the likely real disbursement rate is lower by about 7 percentage points.

year's rate of 71%. However, of the total 981 specific funds there are still 45 which have either not yet made any investments in final recipients or failed to report on them²². These 45 FEIs represent about EUR 245 million OP resources paid to FEI out of which EUR 165 million structural funds which potentially leads to a lower share of OP and the structural fund resources invested in final recipients.

In a number of Member States the payments to final recipients exceeded the amounts paid to specific funds. In some MS these payments to final recipients may include revolving amounts, interest generated from treasury management or include so called 'overbooking' at closure.

Revolving amounts are OP resources that already have been invested in final recipients and flow back to the FEIs; revolving amounts do not constitute OP resources and should not be reported as OP resources. According to the Closure guidelines the managing authorities should report at closure the amount of legacy resources which includes the resources already returned and the estimate of the resources invested in final recipients not yet returned. There are also cases where resources outside of the operational programme are included in reporting on payments to final recipients.

Additional amounts may come from interest generated through treasury operations by the FEI, which are added to the OP amounts (e.g. in PL and DE). At closure this constitutes a reporting error; these amounts should be reported in separate fields in SFC2007 envisaged for the interest generated which has been used for the intended purpose and according to Article 78(6) and the first sub-paragraph of Article 78(7) of the General Regulation. And in the same way interest generated but not used in line with the above mentioned provisions should be reported too.

In other cases it is possible that at closure the managing authorities reported additional investments (so called 'overbooking' for the purpose of closure) to be able to replace irregular expenditure in the first cycle of investments. While according to the updated version of the guidelines for determining financial corrections for non-compliance with the FEI rules for 2007-2013 programming period (EGESIF_14-0015-02) such possibility exists, these additional amounts should not be reported in the report on FEI in SFC2007.

The effect of these amounts exceeding the amounts paid from OPs to FEIs means that the amount paid to final recipients may be up to 7 percentage points lower than reported by managing authorities and included in this summary. The effect occurs mainly in Lithuania

²² Out of the 45 FEI which do not report payments to final recipients 19 are in France.

(around EUR 170 million), Italy (around EUR 136 million) Slovenia (around EUR 70 million), France (around EUR 407 million) and to a lesser extent in Belgium, Poland, Romania, the UK and a few other MS with even lower effect (DE, NL, EE). These issues will need to be carefully examined during the ongoing closure process for each individual operational programme in order to avoid inclusion of potentially ineligible expenditure.

Table 3 Co-financing of operational programmes for FEI at 31 March 2017 (in EUR mln)

1	2	3	3a	3b	4	5a	5b	5
N°	MS	OPs contributions paid to FEIs (1)	out of which Structural Funds	out of which national co-financing	national cofinancing in % of total OP paid to FEI	national public co-financing	national private co-financing	private cofinancing in % of total national co-financing
1	AT	26.79	10.27	16.52	62%	5.27	11.25	68%
2	BE	417.87	167.71	250.16	60%	250.16	0.00	0%
3	BG	382.00	324.70	57.30	15%	57.30	0.00	0%
4	CY	20.00	17.00	3.00	15%	3.00	0.00	0%
5	CZ	284.73	157.85	126.88	45%	126.88	0.00	0%
6	DE	1,678.60	1,066.84	611.76	36%	582.79	28.97	5%
7	DK	88.00	39.09	48.92	56%	14.37	34.55	71%
8	EE	200.00	124.67	75.33	38%	75.33	0.00	0%
9	EL	1,081.18	1,081.18	0.00	0%	0.00	0.00	0%
10	ES	988.55	767.59	220.96	22%	220.96	0.00	0%
11	FI	59.27	28.45	30.82	52%	30.82	0.00	0%
12	FR	442.02	202.51	239.51	54%	164.24	75.27	31%
13	HU	867.34	737.24	130.10	15%	130.10	0.00	0%
14	IT	4,850.52	3,073.82	1,776.70	37%	1,701.00	75.70	4%
15	LT	453.74	418.00	35.74	8%	35.74	0.00	0%
16	LV	214.94	159.64	55.30	26%	17.70	37.60	68%
17	MT	12.00	10.20	1.80	15%	1.80	0.00	0%
18	NL	75.40	21.00	54.40	72%	26.67	27.73	51%
19	PL	1,269.59	1,076.85	192.74	15%	190.71	2.03	1%
20	PT	442.99	368.40	74.60	17%	68.06	6.54	9%
21	RO	225.00	193.50	31.50	14%	31.50	0.00	0%
22	SE	157.47	72.25	85.22	54%	85.22	0.00	0%
23	SI	193.06	164.10	28.96	15%	28.96	0.00	0%
24	SK	384.70	327.00	57.71	15%	57.71	0.00	0%
25	UK	1,566.42	696.71	869.71	56%	446.32	423.39	49%
26	CBC	1.51	0.46	1.05	70%	0.00	1.05	100%
Total		16,383.70	11,307.01	5,076.68	31%	4,352.61	724.07	14%




(1) paid to holding funds and directly to specific funds which are implemented without a holding fund

The co-financing rates at the level of financial engineering instruments reflected to some extent the co-financing of the respective operational programmes. As shown in Table 3 above, in Member States with a high share of convergence regions national co-financing at the level of FEIs is low, usually close to 15% (e.g. BG, CY, HU, PL, RO). In Lithuania most of the FEIs are funded exclusively from EU funds therefore the national co-financing rate at the level of FEIs is below the co-financing rate of the operational programmes. In Member States

with a high share of regions under the competitiveness and employment objective national co-financing at the level of FEI can reach over 50% (AT, BE, DK, FI, NL, SE, UK). In most cases national co-financing comes from national or regional public budgets. Private co-financing plays a significant role in only a few Member States (AT, DK, LV, NL and UK).

In addition to the amounts paid to FEIs from OPs, some Member States provided information on additional resources paid to the FEIs outside the OPs. As shown in (Table 4), 11 out of 25 Member States reported on 42 FEIs (6 HF and 36 specific funds) which received additional public/private resources, mainly from financial intermediaries' own resources or in the form of co-investment, amounting to EUR 383.89 million. Outside OP contributions were paid to all types of FEIs, with the highest share going to loan instruments (50%), to guarantee instruments (41%) and equity instruments (9%). These amounts are additional to the EUR 592.35 million of ERDF and EUR 265.24 million of corresponding national or private co-financing to these 42 FEIs. This means that the total amount available for final recipients is higher by 45% than the contributions from the operational programme, and 2.1²³ times higher than the contribution from the EU budget.

Table 4 Outside OP contributions paid to FEIs at 31 March 2017 (in EUR mln)

		BE	CZ	DE	FR	IT	LT	LV	NL	PL	SI	UK	Total
	ERDF contributions paid to FEIs reporting outside assistance	2.82	49.35	35.53	20.26	20.10	41.97	146.82	5.53	122.22	105.91	41.84	592.35
	national co-finance paid to FEIs reporting outside assistance	2.82	28.06	11.84	10.31	48.99	0.00	42.31	7.77	17.47	18.69	76.98	265.24
	Outside OP resources paid to the FEIs	4.68	58.74	12.63	29.96	88.57	27.33	43.65	9.22	37.22	58.75	13.14	383.89

²³ Data are not comparable with the information provided in the 2012 report, which used a different methodology to calculate outside OP contributions and compared them to all OP contributions in the Member States. In 2013, 2014, 2015 and at closure outside OP contributions are compared only to the OP resources of those instruments that report outside OP contributions.

Management costs and fees

Management costs and fees in the meaning of Article 78(6) of the General Regulation comprise any fees, costs, expense and other proceeds paid from the OPs to the managers of HFs and specific funds, as reimbursement or compensation for managing the funds provided from OPs for effective investment in final recipients, and which can be declared as eligible expenditure for reimbursement from Structural Funds. Management costs refer to cost items reimbursed against evidence of expenditure, while management fees refer to an agreed price or compensation for services rendered.

Thresholds of management costs and fees for each category of funds or instruments, on a yearly average, are established as a percentage of the capital contributed from the operational programme, as set out in Article 43(4) of the Implementing Regulation. The rate of 2% is applicable to contributions from OP to HF and to guarantee funds; 3% is applicable to the OP contributions to loan and equity funds and 4% is applicable to OP contributions to micro-credit instruments. These rates are maximum rates which should not be exceeded for each category of funds or instruments unless a competitive tendering procedure reveals that higher rates are necessary.

As the information collected in the last reporting exercise concerns cumulatively the years from 2007 till 31 March 2017, the comparison of management costs and fees should be made based on the average annual percentages²⁴. The comparison made on an annual basis is still affected by a certain error rate, as the thresholds of eligible management costs are calculated annually in relation to the contribution made from OP to the fund on a *pro rata temporis* basis. Where the managing authorities reported on the winding-up data of the funds before 31 March 2017, this date was taken into account to establish the age of the fund more accurately. In order to optimise the accuracy of this summary, the costs and fees are compared with the payments to the FEIs only for those FEI that reported on costs and fees, which represent 81% of the total amount of payments to FEIs compared to 64% in 2015.

The method of calculation is changed since the data of end of 2015 following the observations by the Court of Auditors in the Special Report No 19/2016: Implementing the EU budget through financial instruments - lessons to be learnt from the 2007-2013 programme period. In

²⁴ In order to calculate the annual average management costs and fees in 2013, 2014, 2015 and at closure the total management costs and fees are divided by OP contributions to FEIs, which have reported payments of management cost and fees, divided by the average lifetime of FEIs reporting management costs and fees.

2014, in the calculation of total management costs and fees as a percentage of the OP resources paid to FEI included also the payments from holding funds and the specific funds, which led to a double counting of these amounts. The fees expressed as a percentage of the total OP contributions to FEI and the average annual percentage were presented in 2014 lower than they actually were.

Analysis of the data reported by managing authorities shows that:

- Eligible costs and fees involved in the set-up and management of the funds (holding funds and specific funds) amounted to EUR 889.85 million and accounted on average for 6.7% of OP contributions to the relevant FEIs in the period 2007-2013. The annual average of the fees is 1.26%, which is lower compared to the annual average of the fees of 1.71% based on the data at the end of 2015.
- At 31 March 2017 the management cost and fees paid are 9.1% (10.8% in 2015) compared to the amount of OP resources invested in final recipients²⁵ (for those FEI which report MCF). In case of instruments implemented through holding funds this is 13% (13.4% in 2015) and for funds implemented without holding funds 6.7% (7.9% in 2015).
- Management costs and fees paid to holding funds amounted to EUR 273.24 million by 31 March 2017, 2.1% more than reported by the end of 2015, this is equivalent to an average of 0.6% p.a. Management costs and fees paid to the specific funds amounted to EUR 222.05 million at the level of specific funds operating under a holding fund, equivalent to 1.08% p.a., and to EUR 394.56 million for specific funds implemented without a holding fund, equivalent to 0.88% p.a. In the period from 2007 till 31 March 2017, management costs and fees represent 4.4% for holding funds and 5.6% for specific funds as a percentage of OP contributions made to those funds reporting on management costs and fees (Table 5).
- The biggest share of management costs and fees (EUR 718.82 million or 81%) went to FEIs for enterprises, with the remaining EUR 145.23 million paid to FEIs for urban development and EUR 25.80 million paid to FEIs for energy efficiency/renewable energies. As a percentage of OP contributions made in 2007 till 31 March 2017, management cost and fees represented 6.4% for FEIs for enterprises, 9.2% for FEIs for urban development and 7.3% for FEIs for energy efficiency/renewable energies.
- Regarding the type of financial product offered by the FEIs to final recipients, significant differences in the amount of management costs and fees can be observed. On

²⁵ Comparison of MCF to the amounts invested in final recipients is made only for those FEI which report management costs and fees and not to the entire population of OP resources invested in final recipients.

the level of specific funds, the percentage of OP contributions for management costs and fees for loan instruments is in total 5.1% (annual equivalent 0.9%), for guarantee instruments 3.3% (annual equivalent 0.56%) and for equity/venture capital instruments 10% (annual equivalent 1.66%)²⁶.

- Management costs and fees vary between different financial products in line with administrative costs related to their specific nature. This is demonstrated in Table 5. Generally the guarantee instruments have the lowest cost, while equity instruments are at the upper end of the cost scale. For loans the lending mechanism is established and well understood between the parties, therefore they are not particularly difficult to administer involving moderate management costs and fees. Higher management costs and fees for equity funds is largely explained by the fact that selection of projects for equity is longer and is more expensive; in-depth due diligence is carried out for several potential businesses before an investment is made. By contrast in case of guarantees due diligence is often undertaken by the lender, minimising the involvement of the guarantee fund in individual investments.
- Table 5 shows that overall management costs and fees for managing HF and specific funds established under HF are higher than specific funds established directly by the managing authority. This is also linked to the fact that the majority of specific funds under HF are loan instruments followed by the equity funds, which show on average higher costs and fees than guarantee instruments.

²⁶ The percentages should be seen as indicative only. As there is a significant number of FEIs offering more than one financial product an arithmetic allocation of management costs and fees between different kinds of product may skew the results. Furthermore not all FEIs have reported on the type of products they are providing, which explains why in Table 5 the OP contributions and management costs and fees for loan, guarantee and equity do not add up to the same amounts in the upper part of the table.

Table 5 Actual fees as reported in SFC 2007 - after corrections of implausible data

	Total			FEs for enterprises			FEs for urban development			FEs for energy efficiency/ renewable energies		
	OP contributions paid to the funds	OP contributions paid to the funds in management costs and fees		OP contributions paid to the funds	OP contributions paid to the funds in management costs and fees		OP contributions paid to the funds	OP contributions paid to the funds in management costs and fees		OP contributions paid to the funds	OP contributions paid to the funds in management costs and fees	
at the level of HFs	6,184.87	273.24	4.4%	4,405.07	189.72	4.3%	1,517.75	69.46	4.6%	262.05	14.05	5.4%
at the level of specific funds set-up with a HF	3,842.09	222.05	5.8%	2,575.96	140.38	5.4%	1,106.60	72.65	6.6%	159.53	9.02	5.7%
at the level of specific funds set-up without a HF	7,021.44	394.56	5.6%	6,872.03	388.72	5.7%	56.54	3.11	5.5%	92.87	2.73	2.9%
TOTAL (1), (2)	17,048.40	889.85	6.7%	13,853.06	718.82	6.4%	2,680.89	145.23	9.2%	514.45	25.80	7.3%

	loan			guarantee			equity		
	OP contributions paid to the funds	OP contributions paid to the funds in management costs and fees		OP contributions paid to the funds	OP contributions paid to the funds in management costs and fees		OP contributions paid to the funds	OP contributions paid to the funds in management costs and fees	
at the level of HFs	N.A.	N.A.	N.A.	N.A.	N.A.	N.A.	N.A.	N.A.	N.A.
at the level of specific funds set-up with a HF	2,470.75	113.70	4.6%	195.23	5.16	2.6%	1,061.35	97.67	9.2%
at the level of specific funds set-up without a HF	3,409.14	185.95	5.5%	2,313.00	76.55	3.3%	1,227.45	131.37	10.7%
TOTAL (3)	5,879.89	299.65	5.1%	2,508.23	81.71	3.3%	2,288.80	229.03	10.0%

(1) The numbers on OP contributions paid to funds in this table represents nearly 80.61% of the amounts shown in Figure 3 as here only the contributions of funds reporting management costs and fees are shown. The remainder either report zero fees or do not report on fees.

(2) The calculation of total management costs and fees in % excludes the amounts paid between holding funds and the specific funds. The calculation is changed as compared to the 2014 data following the observations by the Court of Auditors in the Special Report No 19/2016: Implementing the EU budget through financial instruments - lessons to be learnt from the 2007-2013 programme period.

(3) The difference between the OP contributions and management cost and fees for all FEI and those related to products are due to Holding Funds and funds not reporting on payments to FI.

Resources returned

Financial instruments have in comparison to grants the advantage of potential reinvestment of resources returned to the financial instrument. In the previous reporting exercise the Member States were not obliged to report data on the revolving effect of programme contributions to financial instruments for 2007-2013 because the legislation did not envisage such requirements. Some funds had erroneously included investments made from resources returned in their reported payments to final recipients despite the fact that these are not programme resources anymore. Some of these funds showed significant effect of revolving already during the implementation period.

While during the previous reporting years it was not an obligation, at closure according to the Closure guidelines the managing authorities should provide a comprehensive information on the value of legacy resources both as part of the structured data in SFC2007, and in the narrative information on the reuse of legacy resources attributable to the Structural Funds such as the form of reuse, the purpose, the geographic area concerned and the envisaged duration and the competent authorities of the Member States responsible for managing legacy resources.

Resources returned attributable to the Structural Funds are the total amount of ERDF/ESF resources returned to the operation from investments undertaken by financial engineering instruments as defined in Article 44 or left over after all guarantees have been honoured. This amount should be the sum of:

- 1) gains that have been returned; PLUS
- 2) resources paid back to FI (and possibly already reused for new loans, or guarantees not called); PLUS
- 3) value of resources at final recipient level which have yet to be paid back, which is the amount of potential legacy.

A JEREMIE Holding Fund (JHF) was set up in 2013 within the Extremadura 2007-13 Regional Operational Programme (OP) co-funded by the European Regional Development Fund (ERDF). The Regional OP envisaged a financial instrument to stimulate investments of SMEs and self-employed for business growth and innovation, given that Extremadura businesses have one of the lowest levels of innovation in Spain.

The FI attracted private investment to stimulate SME growth and innovation in a rural and sparsely populated Spanish region. The initial amount of EUR 15.7 million was absorbed in about two months, so additional resources were added. The financial instrument's total of EUR 29.95 million includes EUR 16.9 million from the ERDF, EUR 2 million in national co-funding and EUR 11.05 million from private resources. This amount was used to provide loans of up to EUR 250,000, or up to EUR 1 million in exceptional cases, for between 12 months and 10 years. By the end of 2015 the financial intermediary had provided loans of approx. EUR 40.5 million to 1,022 projects and 934 SMEs. The contribution to the instruments was fully invested and about 35% of the resources invested was repaid and reinvested at end 2015. About 43% of the portfolio was loans made to innovative SMEs.

Source: fi-compass case studies https://www.fi-compass.eu/sites/default/files/publications/case-study_esf01d_es_extremadura.pdf

All but Austria and CBC operational programme provided information on the amount of resources returned attributable to Structural Funds or to be returned in the future from the investments in final recipients. Managing authorities have estimated the amount of EUR 8,464.12 million of legacy²⁷. For specific funds without holding funds this represents about 81% of the Structural Funds resources invested in final recipients. While for FEI with holding funds the legacy resources represent approximately 87% of the Structural Funds contributions invested in final recipients. This amount demonstrates the advantage of potential reinvestment of resources returned from the FEI operations in the programme areas.

²⁷ The value of legacy is reported either at the level of the holding funds in the holding funds structure to avoid double reporting/counting or at the level of specific funds in a single layer structure.

Jobs created

Reporting by Member States on jobs created in the implementation of FEIs operations is an optional part of the annual reporting exercise under 2007-2013 programmes. As the information on jobs created provided in the AIRs for 2011 was very limited and numbers overestimated²⁸, the Commission decided for subsequent years to align the definition of "jobs created" with core indicator n°1 for ERDF operational programmes²⁹. Given the specificity of FEI operations under the ESF operational programmes, the Commission invited Member States to provide, if possible, information on the number of participants in operations, in accordance with Annex XXIII of the Implementing Regulation 1828/2006.

The number of jobs created through FEI reported by 18 Member States was slightly above 170,000³⁰, which is an increase of about 21% compared to the number of jobs reported at the end of 2015. About 36,000 jobs are reported to be created by the ESF FEIs. The majority of the number of jobs created came from Belgium, Czech Republic, Finland, France, Germany, Italy, Poland, Portugal, Spain and the United Kingdom. The data reported referred to 912 specific funds and for 413 of them the reported information was higher than "0" due to better reporting coverage.

Product specific information

Overall product-specific information is an obligatory part of the annual reporting exercise under 2007-2013 programmes; however, some fields within the section on product information are optional. At closure specific funds made a total of 372,049 financial transactions to final recipients with EUR 15,192.18 million of OP contributions, including EUR 10,124.68 million of Structural Funds. In terms of the amounts disbursed to final recipients loan funds are the most significant: in total 164,171 loans with a value of EUR 8,491.47 million have been provided by FEIs, out of which EUR 6,360.14 million are from the Structural Funds as shown in Table 6 and Table 7. The average size of loans

²⁸ As at the first regulatory reporting exercise the definition of this indicator was not clear, numbers reported by the Member States included jobs created, but also safeguarded.

²⁹ Definition: gross direct jobs created, full time equivalents, Source: "Working Document No. 7. Indicative Guidelines on evaluation methods: Reporting on core indicators for the European Regional Development Fund and the Cohesion Fund", http://ec.europa.eu/regional_policy/sources/docoffic/working/sf2000_en.htm

³⁰ This total number excludes the implausible information provided for some OPs, for example when the number of jobs created by FEIs was higher than total achievement at closure at the level of OP or approximate comparison of the total achievement at end of 2015.

provided is around EUR 45,000³¹. The average size is relatively low as almost two-thirds of loans are provided to micro-enterprises or individuals under urban development or energy efficiency schemes.

In total 193,095 guarantees and other risk-bearing products have been provided with a total value of EUR 3,717.27 million, out of which EUR 2,539.73 million are contributions from Structural Funds and the average size of a guarantee is EUR 16,000. This type of product is used almost exclusively for the support of enterprises and, to a minor extent, for energy efficiency/renewable energy.

5,368 equity and quasi-equity investments have been made with a total value of EUR 2,694.52 million, out of which EUR 1,492.35 million from Structural Funds. Equity investments, with an average size of EUR 410,000 have been mainly used to support enterprises, with very few instances in the other two areas. The average size of equity has increased as compared with the data at the end of 2015. The volume of equity participations reported has increased giving a higher average size of equity investments at closure of the programmes.

'Other financial products' in the sense of Articles 44 and 78(6) of the General Regulation include interest rate subsidies, guarantee fee subsidies and equivalent measures which can be considered as a FEI operation when they are associated and combined with loans or guarantees co-financed from Structural Funds in a single financing package. Pure interest rate subsidies or guarantee fee subsidies are not considered as a FEI operation in the context of ERDF, as they are not repaid and do not support risk-sharing as such. A total of 9,415 'other products' were reported with a total volume of EUR 288.92 million out of which EUR 162.26 million from Structural Funds. The number for 'other financial products' has slightly increased compared to previous reporting. The number is, however, perhaps overstated due to some funds reporting quasi-equity products under 'other financial products'.

³¹ The average size of transaction per FEI product is not calculated on the base of the numbers provided in Table 6 and 7 because several FEIs have not provided the information of number of transaction. The numbers are calculated for those funds where number of transaction and amount of loan, guarantee, equity or other financial products is provided.

Table 6 Number of products offered to final recipients by specific funds

	All specific funds	FBEs for enterprises	FBI for UDF	FBI for EE and RES
Loans	164,171	110,539	1,613	52,019
Guarantees	193,095	193,095	0	0
Equity/venture capital	5,368	5,319	26	23
Other products*	9,415	9,415	0	0
TOTAL	372,049	318,368	1,639	52,042
in %	100%	86%	0%	14%

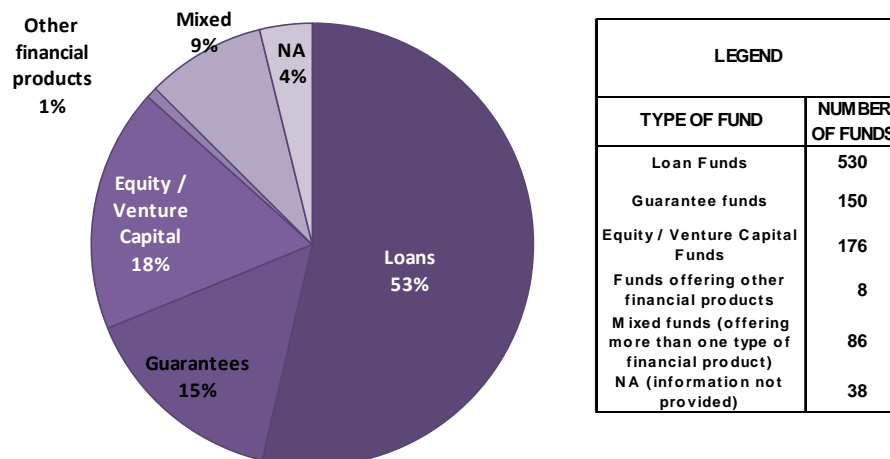
*The funds supporting urban development and energy efficiency and renewable energy through other products did not provide information on the number of transactions.

Table 7 OP amounts disbursed to final recipients by specific funds (in EUR mln)

	All specific funds	FBEs for enterprises	FBI for UDF	FBI for EE and RES
Loans	8,491.47	6,498.13	1,347.62	645.72
Guarantees	3,717.27	3,717.27	0.00	0.00
Equity/venture capitals	2,694.52	2,631.42	54.41	8.69
Other products	288.92	210.96	36.28	41.68
TOTAL	15,192.18	13,057.78	1,438.31	696.09
in %	100%	86%	9%	5%

The types of funds vary significantly from one Member State to another (Figure 3). According to the data reported there were 530 dedicated loan funds in 20 Member States. Five countries (AT, FI, MT, SE, SI) did not establish loan instruments, while in 15 Member States this was the most common form of fund. In 17 Member States 150 guarantee funds were established, which in Malta is the only kind of specific fund, while in Poland and Italy it is the most common form of specific fund. 176 dedicated equity and quasi equity specific funds exist in 16 Member States, which is the only form of fund established in Sweden and the most common form of fund in Portugal. In four Member States there are dedicated specific funds offering other products (EE, FR, IT, PT). The 86 mixed funds mainly offer loans and guarantees and to a lesser degree loans and equity. There are 6 specific funds which provide all three major types of FEIs. In 17 countries mixed funds were established and in Denmark it is the most common type of fund. In total for 38 specific funds no information was provided on the products they offer, mainly in France and Greece.

Figure 3 Specific funds set-up at 31 March 2017, per type of financial products offered



Leverage

FEIs are a delivery mode potentially offering a higher leverage of EU funds than grants. Some of this leverage is included as part of the priority axis co-financing at operational programme stage (especially for loans) while in some comes later, during implementation (especially for guarantees and equity). Data on leverage ratios for Structural Funds' contributions to FEIs are not available for 2007-2013 because the legislation does not oblige Member States to provide the necessary information (total amounts received by final recipients, including contributions that are not included in the financial tables for the operational programme, but come in to the instrument on top of the OP amounts).

Even though not compulsory to report at closure, a number of managing authorities provided in the annex to the final report information about the total amount of other contributions, outside ERDF or ESF, mobilised at the level of final recipients. For those FEI where such information was reported the loans provided are in some cases up to 20 times higher than ERDF/ESF invested in final recipients³². ERDF contributed to equity participations in final recipients in some cases with the leverage of up to 18³³. Even though the information provided on a voluntary basis cannot be regarded representative for the entire population of FEI in 2007-2013, the results obtained suggest that FEI operating with the specific Cohesion policy objective are able to mobilise resources which are at least two times higher than the Structural Funds resources available in the programmes.

As a general rule, guarantees in particular can provide a very significant leverage effect. An estimated amount of loans provided to final recipients, which were guaranteed by the Structural Funds resources, is at least EUR 18,000 million³⁴. The ratio between the SF contribution to the guarantee and the loan provided to final recipients is in some cases up to 20³⁵ times higher than the contribution to the guarantees. Guarantee instruments with a ratio between 5 and 20 account for 50% of the guarantees backed by SF resources. There is evidence from individual case studies from 2007-2013 to confirm this:

³² For loan instruments the estimated leverage was calculated based on those loan FEIs for which the MA reported additional contributions mobilised outside the Structural Funds.

³³ For equity instruments the estimated leverage was calculated in relation to those equity FEIs for which the MA reported additional contributions mobilised outside the Structural Funds.

³⁴ The estimated amount is based on 84% of the guarantees provided. The calculation excludes the amounts where no amount of loan was provided or where unrealistic amounts of loans were provided.

³⁵ That the full amount of the loan issued is backed by a guarantee is unusual, therefore one can assume that majority of FEI reporting the same amounts for guarantees and loans are reporting errors.

The guarantee scheme supporting SME development and growth set up under the JEREMIE Catalonia holding fund received EUR 9.2 million from ERDF and EUR 10.1 million from the regional government. The amount of loans provided by commercial banks to SMEs with the support of the guarantee facility is 21 times higher than the ERDF contribution to the guarantees.

Source: fi-compass case studies https://www.fi-compass.eu/sites/default/files/publications/case_study_financial_instruments_for_innovative_firms_spain.pdf

It is important to note that the capacity of a FEI to deliver leverage varies between products, types of investment, regions and development stages of final recipients supported. In the intervention logic of Cohesion Policy the majority of 2007-2013 FEI products were not established with the primary objective of maximising leverage but with programme-specific aims (such as facilitating access to finance to specific target groups of SMEs) and enabling revolving amounts. Attracting private capital is a key way to increase leverage, yet cohesion policy interventions are meant to take place in suboptimal market situations and fill market gaps with a view to delivering socio-economic benefits. So it is unlikely that they will systematically attract massive private capital. Leverage also depends on the financial capacity of financial intermediaries: many FEIs for SMEs are implemented through associations or credit unions, which do not have sufficient capital to contribute own resources, the same is also true for banks in countries having suffered from a banking crisis and ongoing balance sheet repair in the banking sector.

Further information available through case studies on specific FEIs supported by Structural Funds during 2007-2013 demonstrate the range of leverage results that can be achieved by financial instruments under shared management, depending on the precise nature of the product and targeted support group(s):

The Innovation Fund in East Netherlands, co-funded by the European Regional Development Fund (ERDF) in the 2007-2013 programming period, addressed a regional market gap for access to finance. Target recipients were small and medium-sized enterprises (SMEs) in the food, health and technology sectors, with no track record and in the early development stage. The fund manager, Participatiemaatschappij Oost (PPM Oost), provided equity and loans combined with non-financial support such as networking, training and coaching.

The Innovation Fund succeeded in attracting significant private finance from its network and leveraged its ERDF allocation of EUR 6.14 million by 6.4 times instead of the expected 4.4. So each ERDF euro lead to 6.4 euros of SME investment. The fund generated EUR 39.3 million in SME investments, supported 33 SMEs and created 325 full-time equivalent jobs,

178 more than expected. Investments were 13% loans and 87% equity products. The managing authority set objectives for both financial products to achieve 50% private co-investment at the final recipient level. The Innovation Fund added value by sharing risks and leveraging finance from private investors for projects that would otherwise not have been supported by commercial lenders. Among other success factors were the clarity of both governance and the investment strategy.

Source: fi-compass case studies https://www.fi-compass.eu/sites/default/files/publications/case-study_ERDF_Netherlands_0.pdf

Final recipients supported by the FEIs / Performance

Information on final recipients supported in the implementation of FEIs operations is an optional part of the annual reporting exercise under 2007-2013 programmes. In the sixth regulatory reporting exercise Member States provided information either for all or some of the 6 categories of final recipients defined by the Commission in the reporting module. Data on the number of final recipients was provided for 84% of investments made in final recipients; therefore the actual number is expected to be higher than presented below. On the basis of the information provided by the Member States, FEIs supported more than 314,000 final recipients. Enterprises³⁶, mainly SMEs, out of which almost half are micro-enterprises, were with 70% the largest group of final recipients receiving support through FEIs (Table 6), followed by individuals (28%), which are understood as natural persons not covered by the definition of enterprise in the Commission Recommendation 2003/361/EC of 6 May 2003 (Title I, Article 1 of the Annex 1) or not covered by the definition of legal person in the national legislation, and other final recipients, such as housing associations or public bodies.

On average, each final recipient supported by the FEIs received about EUR 40,000 of OP contributions, out of which about EUR 26,000 from the Structural Funds³⁷. The average amount per final recipient based on reported figures varies significantly among Member States. In 9 Member States the average amount per final recipient was higher than EUR 100,000 (AT, DE, DK, EE, ES, NL, SE, SK, UK), whereas in 9 other Member States the average amount as below EUR 30,000 (EL, FI, MT). This reflects diversity in the types of products provided, whereby some countries focus on larger equity investments whereas in other mainly small guarantees are given. In addition, the type of final recipient varies ranging from larger enterprises, to SMEs to micro-enterprises and individual persons.

³⁶ Definitions of enterprises based on the Commission Recommendation 2003/361/EC of 6 May 2003.

³⁷ The calculation of the average is based on the funds which reported on final recipients.

Table 8 Final recipients supported by FEIs at 31 March 2017 (per type of financial product)

Final recipient supported	Final recipients supported by FEIs	out of which			
		Final recipients supported by loan	by a guarantee	by an equity/venture capital investment	by other financial product
large enterprises	463	290	158	6	9
SMEs	221,810	86,848	120,977	4,481	9,504
<i>out of which micro-enterprises</i>	<i>118,010</i>	<i>48,492</i>	<i>63,060</i>	<i>3,253</i>	<i>3,205</i>
Individuals	88,668	64,113	24,555		0
Urban projects	688	667	3	18	0
Other final recipients	3,339	2,917	284	0	138
TOTAL	314,968	154,835	145,977	4,505	9,651

The total number of products offered (372,049) is slightly higher than the number of final recipients (314,968). This is mainly due to the fact that some final recipients receive more than once a financial product during the reporting period. Basing on the funds that provide numbers on both, number of financial products offered and final recipients supported, one can assume that about 15% of the final recipients receive more than one financial product, mainly guarantees.

Chapter 4: Focus on thematic areas

Financial engineering instruments for enterprises

In the context of cohesion policy support financial engineering instruments are not a new delivery mode to enterprises. There were already some pioneers implementing a fraction of cohesion policy through financial engineering instruments in 1994-1999 and this expanded further during the 2000-2006 programming period. Perhaps due to this past experience, the first FEIs established in 2007-2013 period were also FEI for enterprises.

Structure and implementation of the FEIs

The legal framework for FEIs for enterprises is established in Article 44, paragraph 1 (a) of the General Regulation which states that *"as part of an operational programme, the Structural Funds may finance expenditure in respect of an operation comprising contributions to support the following: (a) financial engineering instruments for enterprises, primarily small and medium-sized ones, such as venture capital funds, guarantee funds and loan funds"*. In light of the above, this chapter summarises information on FEIs for enterprises implemented with or without a holding fund, pursuant to Article 44 of Council Regulation (EC) 1083/2006.

At 31 March 2017 a total of 897 specific funds for enterprises offering all types of financial products (namely: loans, guarantees, equity/venture capital and other products such as interest rate subsidies, guarantee fee subsidies, interest rate rebates and equivalent measures) had been set up in 25 Member States. 457 specific funds for enterprises were implemented under 52 holding funds and 440 specific funds were implemented without a holding fund. In comparison to the data reported at end 2015 the increase in the number of specific funds is due to better reporting and the funds established after 2014. This information is summarised and presented by Member State in Table 9.

There are substantial differences among Member States as regards geographical coverage, total number, type and size of specific funds for enterprises, namely:

- 16 Member States reported 457 specific funds implemented under national and regional holding funds;
- In 9 Member States (AT, BE, CZ, DE, DK, EE, FI, NL and SE) and in CBC OP all specific funds for enterprises have been set up as independent legal entities without a holding fund;

- In 11 Member States (EL, ES, FR, HU, IT, LT, LV, PL, PT, SI and UK) specific funds were implemented with both modes of implementation i.e. with a holding fund and without a holding fund;
- Out of 897 specific funds, 54 were set-up under ESF operational programmes in 8 Member States (DE, DK, EE, IT, LT, LV, PL and SI). These specific funds mostly offering loans have been established progressively as from 2008.

Table 9 FEIs for enterprises set-up at 31 March 2017

1	2	3	3a	3b	3c
N°	Member State	N° of FEIs (1)	<i>out of which HF</i>	<i>out of which specific funds with a HF</i>	<i>out of which specific funds without a HF</i>
1	AT	2	0	0	2
2	BE	9	0	0	9
3	BG	6	1	5	0
4	CY	5	1	4	0
5	CZ	2	0	0	2
6	DE	39	0	0	39
7	DK	7	0	0	7
8	EE	5	0	0	5
9	EL	26	2	23	1
10	ES	19	2	2	15
11	FI	2	0	0	2
12	FR	148	4	19	125
13	HU	139	1	137	1
14	IT	118	14	25	79
15	LT	26	3	22	1
16	LV	15	1	10	4
17	MT	2	1	1	0
18	NL	5	0	0	5
19	PL	235	10	132	93
20	PT	47	2	35	10
21	RO	4	1	3	0
22	SE	11	0	0	11
23	SI	7	1	5	1
24	SK	13	1	12	0
25	UK	56	7	22	27
26	CBC	1	0	0	1
Total		949	52	457	440

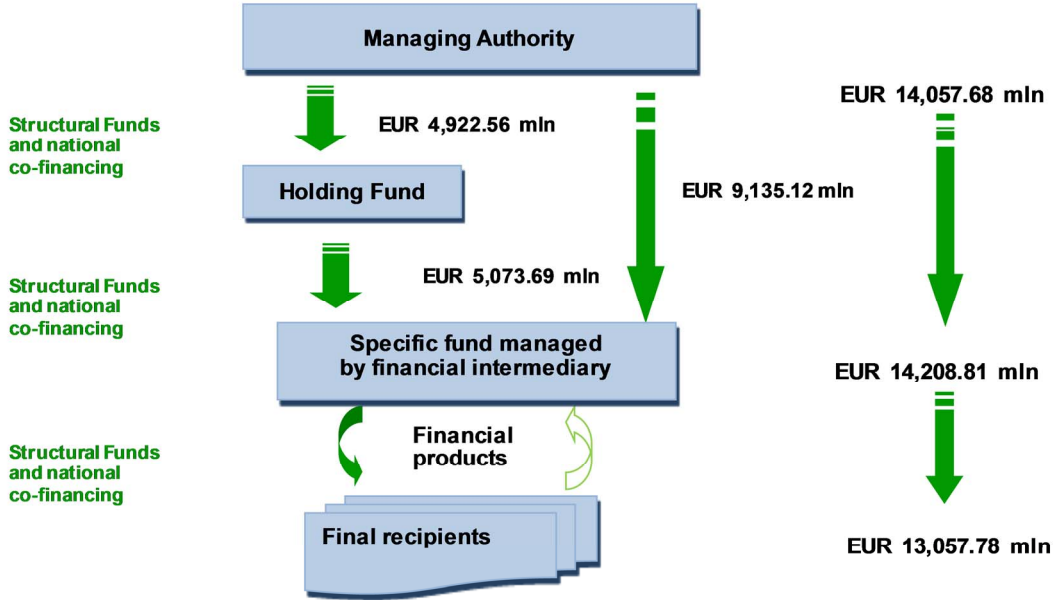
(1) including: holding funds and specific funds implemented with and without a holding fund

Financing of funds for enterprises

Operational programme contributions totalling EUR 14,057.68 million were made either to holding funds or directly to specific funds for enterprises at 31 March 2017. This aggregated amount, including EUR 9,655.80 million of Structural Funds (or 69% of OP contributions), was supported with a further EUR 4,401.88 million of OP national public and private co-

financing. 94% (or EUR 13,671.61 million) of operational programme resources paid to FEIs for enterprises came from ERDF OPs. The ESF OPs contributed to FEIs for enterprises with a total amount of EUR 871.48 million, including EUR 498.15 million from ESF and EUR 373.33 million of OP national resources.

Figure 4 OP contributions paid to the FEIs for enterprises and invested in final recipients at 31 March 2017



The total value of operational programme contributions paid to holding funds amounted to EUR 4,922.56 million, including EUR 3,813.14 million from Structural Funds and EUR 1,109.42 million from OP national co-financing. Out of the OP contributions paid to the holding funds, almost 98% (i.e. EUR 4,865.54 million) was transferred to the specific funds for subsequent investments in final recipients, meaning that EUR 57.02 million of Structural Funds contributions remained at the level of holding funds while additional EUR 242.66 million of national co-financing has been provided at the level of specific funds at 31 March 2017 which gives a total of EUR 5,073.69 million for investment in enterprises. Where additional national co-financing comes at the level of specific fund, in the summary in Table 12 the amount in the column 'OP contributions remaining in HF' appears as a negative amount.

In addition, EUR 9,135.12 million OP contributions, including EUR 5,842.66 million Structural Funds and EUR 3,292.46 million national co-financing were paid directly by managing authorities to the specific funds set up without a holding fund. Financial support for enterprises available at the level of specific funds at 31 March 2017 amounted to EUR 14,208.81 million of Structural Funds' OP contributions. Out of this amount, EUR 9,598.87 million was Structural Funds and EUR 4,609.94 million was OP national

public and private resources. The information on financing of the funds for enterprises and investments made in final recipients is summarised in Table 10 and Table 11³⁸.

Investments made in enterprises

The data provided for at 31 March 2017 indicate that the investments made by specific funds in enterprises were mainly realised through loans (50% of the amounts) and less through guarantees (28%) and venture capital (20%).

At the end of 2015 there were 461 specific loan funds offering loans to enterprises. During the period from 2007 till closure those funds offered a total number of 110,539 loans with EUR 6,498.13 million of OP contributions, including EUR 4,504.15 million of Structural Funds. On average, each final recipient received EUR 58,000 of OP contributions, out of which EUR 40,000 of Structural Funds³⁹.

On 31 March 2017, there were 144 specific funds for enterprises offering guarantees. For the period 2007 until closure, managing authorities reported 193,095 guarantees committed for disbursed loans and other risk-bearing instruments, with a total of EUR 3,717.27 million of OP contributions, including EUR 2,539.73 million of Structural Funds. On average, EUR 19,000 of OP contributions, including EUR 13,000 of Structural Funds, was committed per guarantee for a loan disbursed to a final recipient. An estimated amount of loans provided to enterprises, which were guaranteed by OP resources, is about EUR 17,000 million⁴⁰.

Member States reported 175 specific funds offering equity and quasi-equity investments in enterprises, which made 5,319 equity/venture capital investments in enterprises. On 31 March 2017 those investments represented a total of EUR 2,631.42 million of OP contributions, out of which more than half (EUR 1,458.99 million) constituted Structural Funds. The average OP contribution paid per equity investment was EUR 494,000 out of which EUR 274,000 from Structural Funds.

³⁸ The effect of including revolving amounts in the reported investments in enterprises is about EUR 800 million. This means that actual amount paid to final recipients is estimated to be around 8 percentage points lower than presented in this report. The effect occurs mainly in, France, Italy, Lithuania, Belgium, Slovenia and Poland.

³⁹ All calculations regarding the average size of an instrument are calculated on the base of the specific funds reporting on number of transactions.

⁴⁰ The estimated amount is based on 84% of the guarantees provided. The calculation excludes the amounts where no amount of loan was provided or where unrealistic amounts of loans were provided. This type of product is used almost exclusively for the support of enterprises; therefor an estimation of loans provided to enterprises guaranteed by OP resources does not differ from the total of the loan provided to all type of final recipients.

Other financial products such as interest rate subsidies, guarantee fee subsidies and equivalent measures were provided by 7 specific funds for enterprises. Pure interest rate subsidies or pure guarantee fee subsidies are not considered as a FEI operation in the context of ERDF, as they are not repaid and do not support risk-sharing as such. The total number for the Structural Funds of other products investments made in final recipients amounted to 9,415 and EUR 210.96 million of OP contributions, out of which EUR 103.14 million from Structural Funds.

Another 78 specific funds supported from the ERDF and ESF operational programmes were set-up as funds combining different financial products: mainly loans and guarantees or loans and equity/venture capital investments. For 33 FEIs no information on products provided was available.

As regards ESF, the co-financed FEIs loan schemes were the most frequent type of ESF co-financed FEIs, although some managing authorities did choose to support guarantee funds (DE, EE, IT) and also, but more rarely, equity funds (DE and DK). Most, if not all, the ESF funding focuses on micro and/or social enterprises and often targeting specific populations, such as the self-employed and/or disadvantaged people. This is reflected in the number of supported final recipients, where about half of the supported are individuals and the other half SMEs. Also the share of micro-enterprises among SMEs support by ESF is with 90% significantly higher than for ERDF (42%). For more details see Table 21 in Annex 1.

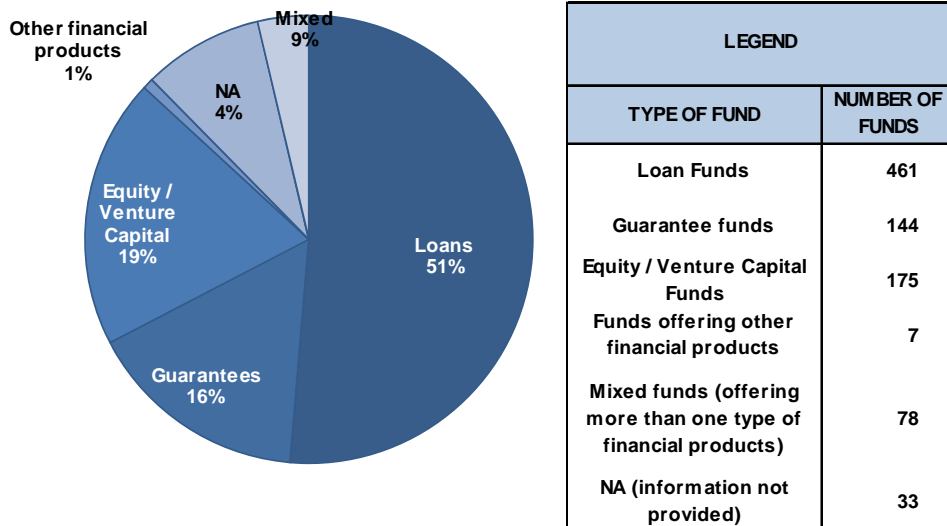
Table 10 Number of products offered to final recipients by specific funds for enterprises

	All specific funds	FEs for enterprises
Loans	164,171	110,539
Guarantees	193,095	193,095
Equity/venture capital	5,368	5,319
Other products	9,415	9,415
TOTAL	372,049	318,368

Table 11 OP amounts disbursed to final recipients by specific funds for enterprises (in EUR mln)

	All specific funds	FEs for enterprises
Loans	8,491.47	6,498.13
Guarantees	3,717.27	3,717.27
Equity/venture capitals	2,694.52	2,631.42
Other products	288.92	210.96
TOTAL	15,192.18	13,057.78

Figure 5 Specific funds for enterprises set-up at 31 March 2017, per type of financial product offered



The progress in implementing and financing FEIs for enterprises can therefore be summarised as follows: the number of FEIs reported increased by about 1%; the amount of OP contributions paid to the FEIs decreased by 1.83% due to review of expenditure at closure; Absorption at the level of final recipients increased by 17%, giving a total absorption rate of 93% of amounts paid to FEIs by MAs. In some MS the payments to final recipients seem to include either revolving, interest from treasury management or 'overbooking'. The effect of the over reported amounts can only be estimated; this increases the amounts paid to holding funds and by around EUR 240 million and the amounts paid to final recipients by around EUR 800 million. This means that the amount paid to final recipients is estimated to be around 6.7% lower than presented in the report. The effect occurs mainly in France (EUR 408 million), Lithuania (EUR 178 million), Italy (EUR 130 million) and to a lesser extent Slovenia, Romania and Poland.

Table 12 Amounts of OP contributions paid to the FEIs for enterprises and invested in final recipients at 31 March 2017 (in EUR mln)

1	2	3	3a	3b	3c	4	4a	5	5a	6	7		7a	8											
											N°	Member State			N° of FEIs (1)	out of which HF	out of which specific funds with a HF	out of which specific funds without a HF	OP contributions paid to FEIs (2)	out of which Structural Funds	OP contributions paid to specific funds (3)	out of which Structural Funds	OP contributions remaining in HFs	OP contributions paid to final recipients	
																								in absolute amounts	in % of OP contributions paid to FEIs
1	AT	2	0	0	2	26.79	10.27	26.79	10.27	0.00	21.38	80%	8.63	5.41											
2	BE	9	0	0	9	417.87	167.71	417.87	167.71	0.00	427.75	102% (5)	171.66	-9.88											
3	BG	6	1	5	0	349.00	296.65	345.49	293.67	3.51	326.74	94%	277.73	18.75											
4	CY	5	1	4	0	20.00	17.00	19.00	16.5	1.00	18.32	92%	15.57	0.68											
5	CZ	2	0	0	2	240.62	20.35	240.62	20.35	0.00	215.98	90%	101.20	24.63											
6	DE	39	0	0	39	1630.95	1032.08	1630.95	1032.08	0.00	1531.61	94%	975.53	99.34											
7	DK	7	0	0	7	67.91	31.66	67.91	31.66	0.00	62.56	92%	29.52	5.35											
8	EE	5	0	0	5	133.29	106.93	133.29	106.93	0.00	126.08	95%	99.72	7.21											
9	EL	26	2	23	1	867.20	867.20	853.45	853.45	13.75	846.19	98% (5)	827.90	7.26											
10	ES	19	2	2	15	793.39	611.16	792.46	610.41	0.93	449.98	57% (5)	333.33	342.47											
11	FI	2	0	0	2	59.27	28.45	59.27	28.45	0.00	57.33	97%	27.55	1.94											
12	FR	148	4	19	25	435.93	202.01	407.59	182.44	28.34	727.00	167% (5)	189.02	-319.41											
13	HU	139	1	137	1	867.34	737.24	935.19	781.24	-67.85 (4)	829.67	96%	705.22	105.52											
14	IT	118	14	25	79	4,405.58	2,809.42	4,361.54	2,811.62	44.04	3,613.34	82% (5)	2,430.10	748.20											
15	LT	26	3	22	1	280.32	280.32	275.36	275.36	4.96	453.09	162% (5)	264.63	-177.73											
16	LV	15	1	10	4	214.94	159.64	210.20	155.27	4.74	194.74	91%	141.96	15.46											
17	MT	2	1	1	0	12.00	10.20	10.80	9.8	1.20	10.67	89%	9.14	0.13											
18	NL	5	0	0	5	51.98	11.37	51.98	11.37	0.00	30.00	58% (5)	11.80	21.98											
19	PL	235	10	132	93	989.71	846.64	1,010.56	856.71	-20.85 (4)	900.81	91% (5)	769.35	109.74											
20	PT	47	2	35	10	310.49	265.90	476.21	265.13	-165.72 (4)	464.77	150%	259.32	11.44											
21	RO	4	1	3	0	225.00	193.50	222.88	191.68	2.12	244.74	109% (5)	210.48	-21.86											
22	SE	11	0	0	11	157.47	72.25	157.47	72.25	0.00	133.73	85%	61.27	23.74											
23	SI	7	1	5	1	193.06	164.10	155.19	131.91	37.87	171.99	89% (5)	146.17	-16.80											
24	SK	13	1	12	0	140.00	119.00	108.10	91.89	31.90	104.34	75%	88.69	3.76											
25	UK	56	7	22	27	1,166.07	494.28	1,237.13	491.21	-710.6 (4)	1,093.49	94% (5)	450.09	143.64											
26	CBC	1	0	0	1	1.51	0.46	1.51	0.46	0.00	1.46	97%	0.44	0.05											
Total		949	52	457	440	14,057.68	9,655.80	14,208.81	9,598.87	-15.13	13,057.78	93%	8,606.01	1,150.99											

(1) including: holding funds and specific funds implemented with and without a holding fund;

(2) paid to holding funds and directly to specific funds implemented without a holding fund;

(3) paid to specific funds implemented with and without a holding fund;

(4) cases where the amounts paid to specific funds exceed the amounts paid to HF. This is the case for 10 HF (4 PL, 1HU, 1PT, 4 UK). The amount, which exceeds the HF contributions is EUR 383 million OP contributions. Poland and Hungary are reporting revolving amounts which account for 111 million OP contributions. In case of Portugal and the UK for some specific funds additional OP contributions (national public or private co-financing) come at the level of specific funds, which accounts for EUR 270 million additional OP contributions.

(5) Estimated overreporting of payments to final recipients through revolving amounts, interest from treasury management or 'overbooking'. This is about EUR 880 million, out of which overreporting in Holding Fund structures of EUR 390 million (with the largest concentration in FR, IT, LT, RO) and around EUR 490 million specific funds implemented without HF (with the largest concentration in BE, FR, IT). These 880 million are about 6.7% of the total amount reported as payments to final recipients.

Structure and implementation of the FEIs

General Regulation, Article 44, paragraph 1 (b), introduced in 2006 the possibility for managing authorities to contribute to urban development funds which then invest in public private partnerships or other urban projects included in the integrated plans for sustainable urban development. The first FEIs in this area were established in 2009.

During 2007 till 31 March 2017, OP contributions supported 72 FEIs in the area of urban development in 11 Member States (Table 13). In total, 88% of the specific funds were implemented through holding funds. In the United Kingdom and the Netherlands specific instruments for urban development were implemented both with and without a holding fund and in Germany they were implemented only through specific funds. In Italy, the Netherlands and the UK HFs were established that provides funding to a specific fund for urban development projects and a specific fund for energy efficiency/renewable energy projects⁴¹.

Table 13 FEIs for urban development set-up at 31 March 2017

1	2	3	3a	3b	3c
N°	Member State	N° of FEIs (1)	out of which HF	out of which specific funds with a HF	out of which specific funds without a HF
1	BG	3	1	2	
2	CZ	5	2	3	
3	DE	4			4
4	EL	6	1	5	
5	ES	6	2	4	
6	IT (2)	8	3	5	
7	LT	8	1	7	
8	NL (2)	3	1	1	1
9	PL	12	5	7	
10	PT	9	1	8	
11	UK (2)	8	3	4	1
Total		72	20	46	6

(1) including: holding funds and specific fund implemented with and without a holding fund

(2) in Italy, the Netherlands and the UK under the holding fund are specific funds for urban development and energy efficiency and renewable energy. The holding funds are therefore listed in both categories.

⁴¹ These holding funds are counted in all categories in Table 13 and Table 17 and the payments to HF are split according to the commitments to the specific funds.

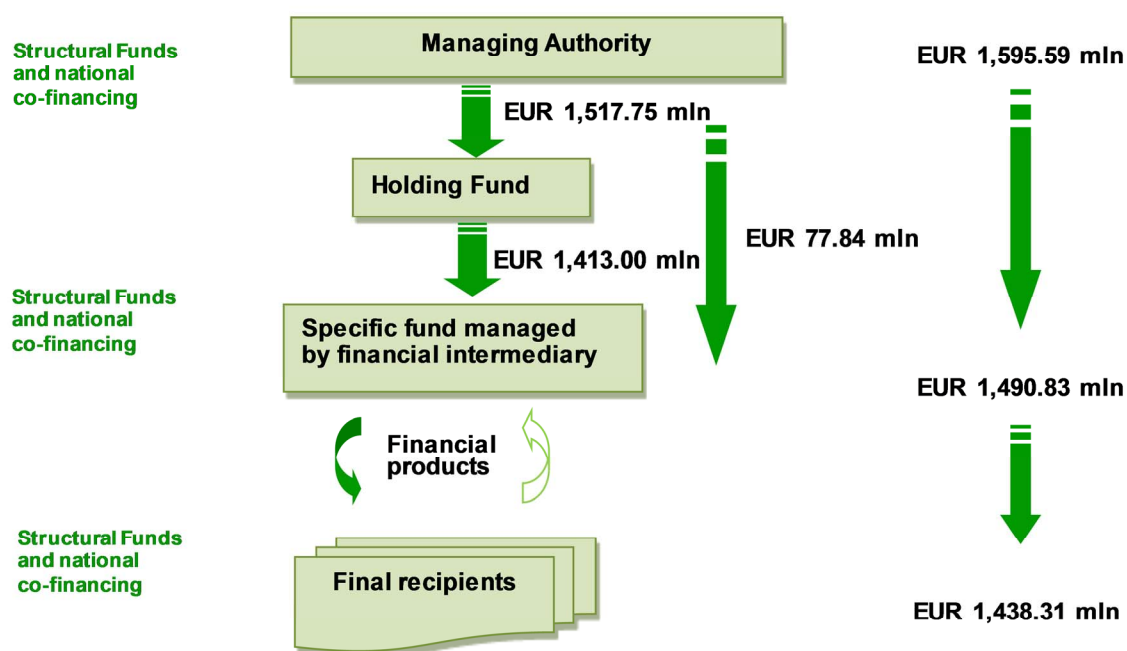
In the majority of Member States concerned there was at least one holding fund established, however Czech Republic, Spain⁴², Italy, Poland and the United Kingdom reported two or more holding funds.

Financing of funds for urban development

Operational programme contributions paid to the FEIs in the area of urban development at 31 March 2017 amounted to EUR 1,595.59 million, with EUR 1,190.85 million of Structural Funds and EUR 404.74 million of OP national co-financing, which came only from public sources. About 95% (or EUR 1,517.75 million) of all OP contributions were transferred by the managing authorities to holding funds. At 31 March 2017 the holding funds had paid about 93% of the OP contributions received from the managing authorities (EUR 1,413.00 million, including EUR 1,044.69 million from ERDF) to the specific urban development funds. EUR 104.75 million of OP contributions remained at the level of holding funds. In Portugal a part of the public national co-financing is paid to the HF on the basis of an agreement at the level of the central administration (Ministry of Finance) while the rest of the national co-financing is paid by other public entities to the specific funds directly and not through the holding fund.

⁴² Spain reports a HF and its respective specific funds under urban development which in previous years were reported under energy efficiency.

Figure 6 Operational programme contributions paid to the FEIs for urban development and invested in the urban projects at 31 March 2017 (in EUR mln)



A further EUR 77.84 million of OP contributions was paid directly to specific urban development funds set-up without a holding fund out of which EUR 50.44 million from ERDF). The financing of the funds for urban development and their investments in the urban projects are presented in Figure 6 above.

Investments made in urban development projects

Investments at the level of final recipients took place in all Member States. The amount paid to final recipients increased by 26% at 31 March 2017, which is due to a strong increase in Greece, Italy, and Spain. A total amount of EUR 1,438.31 million of OP contributions (including EUR 1,075.95 million of Structural Funds) was reported as disbursed through loans and equity/venture capital investments for the benefit of urban development projects. The number of products provided at 31 March 2017 was 1,639. This is a slight increase as compared to the end of 2015, which is due to Spain reporting FEI under urban development previously reported under energy efficiency.

The Urban Development Fund (UDF) in Pomorskie (Poland) has a size of EU 59.96 million out of which EUR 33.87 of ERDF, EUR 5.98 million regional co-financing and EUR 20.11 million of private funding from the UDF manager. The leverage effect of ERDF is 1.8. The instrument supports urban projects that are financially viable, have a social element important to local the community, and form a part of an urban integrated development plan.

As of October 2014 the UDF had signed 19 investment agreements for loans of EUR 41.7 million, this exceeds the contributed capital by 5% due to interest earned on this capital. Loans paid to final recipients are EUR 25.6 million, which is about 61% of the allocation. Supported investments total approximately EUR 91 million, with additional resources from private and public investors.

Source: fi-compass case studies <https://www.fi-compass.eu/publication/case-studies/case-study-urban-development-fund-pomorskie>

The average OP contribution invested per project was EUR 712,000, including EUR 516,000 of ERDF. Investment in the form of equity was used by funds in the United Kingdom, the Netherlands and Spain and was provided to urban projects and SMEs. The tables below show the number of financial products offered to the final recipients (Table 14) and the amounts of OP contributions invested in them (Table 15).

Table 14 Number of products offered to final recipients by specific funds for urban development

	All specific funds	FEIs for urban development
Loans	164,171	1,613
Guarantees	193,095	0
Equity/ venture capital	5,368	26
Other products	9,415	0
TOTAL	372,049	1,639

Table 15 OP amounts disbursed to final recipients by specific funds for urban development (in EUR mln)

	All specific funds	FEIs for urban development
Loans	8,491	1,347.62
Guarantees	3,717	0.00
Equity/ venture capitals	2,695	54.41
Other products	289	36.28
TOTAL	15,192	1,438.31

* The funds supporting urban development through other products did not provide information on the number of transactions.

A positive trend in the implementation of FEI for urban development projects can be observed. The total absorption rate at the level of final recipients has increased substantially at 90% as compared to 69% of OP contributions paid to the FEIs at 31 March 2017. The effect of the over reported amounts can only be estimated; this appears to increase the amounts paid to holding funds by around EUR 32 million in case of PT and the amounts paid to final recipients by around EUR 14 million. The effect occurs mainly in Poland and to a minor extent in the NL and the UK and is overall negligible of 1 percentage point lower.

Table 16 Amounts of OP contributions paid to the FEIs for urban development and invested in final recipients at 31 March 2017 (in EUR mln)

1	2	3	3a	3b	3c	4	4a	5	5a	6	7		7a	8
											OP contributions paid to final recipients			
N°	Member State	N° of FEIs (1)	out of which HF	out of which specific funds with a HF	out of which specific funds without a HF	OP contributions paid to FEIs (2)	out of which Structural Funds	OP contributions paid to specific funds (3)	out of which Structural Funds	OP contributions remaining in HFs	in absolute amounts	in %	out of which Structural Funds	OP contributions remaining in specific funds
1	BG	3	1	2	0	33.00	28.05	30.28	25.73	2.72	30.14	91%	25.62	0.14
2	CZ	5	2	3	0	44.11	37.50	18.66	15.86	25.45	41.69	95%	37.86	-23.03
3	DE	4	0	0	4	41.75	28.86	41.75	28.86	0.00	41.68	100%	28.78	0.08
4	EL	6	1	5	0	112.98	112.98	109.52	109.52	3.46	98.16	87%	98.16	11.36
5	ES	6	2	4	0	195.16	156.43	164.04	131.32	31.12	144.85	74%	115.96	19.19
6	IT (4)	8	3	5	0	289.19	208.16	279.04	200.92	10.15	258.03	89%	185.57	21.01
7	LT	8	1	7	0	173.42	137.68	167.02	132.59	6.41	167.02	96%	132.59	0.00
8	NL (4)	3	1	1	1	13.47	5.75	13.47	5.85	0.00	13.45	100% (6)	5.88	0.02
9	PL	12	5	7	0	279.88	230.20	277.79	228.61	2.08	283.93	101% (6)	242.35	-6.13
10	PT	9	1	8	0	132.50	102.50	164.73	101.59	-32.23 (5)	159.76	121% (5)	97.75	4.97
11	UK (4)	8	3	4	1	280.12	142.74	224.53	114.28	55.60	199.60	71% (6)	105.44	24.93
Total		72	20	46	6	1,595.59	1,190.85	1,490.83	1,095.13	104.75	1,438.31	90%	1,075.95	52.52

(1) including: holding funds and specific fund implemented with and without a holding fund;

(2) paid to holding funds and directly to specific funds implemented without a holding fund;

(3) paid to specific funds implemented with and without a holding fund;

(4) under the holding fund are specific funds for urban development and energy efficiency and renewable energy. The holding funds are listed therefore in both categories. The paid amounts are allocated according to the payment per category;

(5) In case of Portugal for some specific funds additional OP contributions (national public co-financing) come at the level of specific funds, which accounts for about EUR 32 million additional OP contributions. In Portugal therefore the amount paid to final recipients exceed the amount paid to Holding Funds;

(6) over reporting of payments to final recipients through revolving amounts, interest from treasury management or 'overbooking' is about EUR 14 million. The effect of over reported amount is estimated and occurs in Poland and to a very minor extent in the UK and the NL.

Structure and implementation of the FEIs

The possibility for financing investments in energy efficiency and use of renewable energies in buildings (including in existing housing), through funds or other incentive schemes providing loans, guarantees for repayable investments or equivalent instruments was made possible through the amendment of Article 44 (paragraph 1 (c)) of the General Regulation in June 2010.

At 31 March 2017 there were 40 FEIs for energy efficiency and renewable energies supported by the OPs in 9 Member States (Table 17); a decrease of 5 compared to 2015⁴³. The decrease in the number of funds is due to Spain reporting FEI previously under energy efficiency now under urban development. Nearly one third of the 32 specific funds are established under 8 holding funds. The remaining 23 specific funds were set-up without a holding fund.

⁴³ The HF in IT, NL and UK provide funding for one for urban development and one specific fund for energy efficiency/renewable energy. The HF is counted in the two categories in Table 13 and Table 17 and the payments to HF are split according to the payments to the specific funds. Hungary has reported on 11 specific guarantee funds for energy efficiency and renewable energy, which provided EUR 1.32 million of guarantees to final recipients. These funds are not included in the aggregated data as they are funded by reflows from the Hungarian HF set up for support of enterprises; nevertheless they are included in Annex 3.

Table 17 FEIs for energy efficiency and renewable energies set-up at 31 March 2017

1	2	3	3a	3b	3c
N°	Member State	N° of FEIs (1)	out of which HF	out of which specific funds with a HF	out of which specific funds without a HF
1	DE	1	0	0	1
2	DK	2	0	0	2
3	EE	1	0	0	1
4	EL	2	1	1	0
5	FR	4	0	0	4
6	IT (2)	12	5	5	2
7	NL (2)	4	1	1	2
8	SK	1	0	0	1
9	UK (2)	13	1	2	10
Total		40	8	9	23

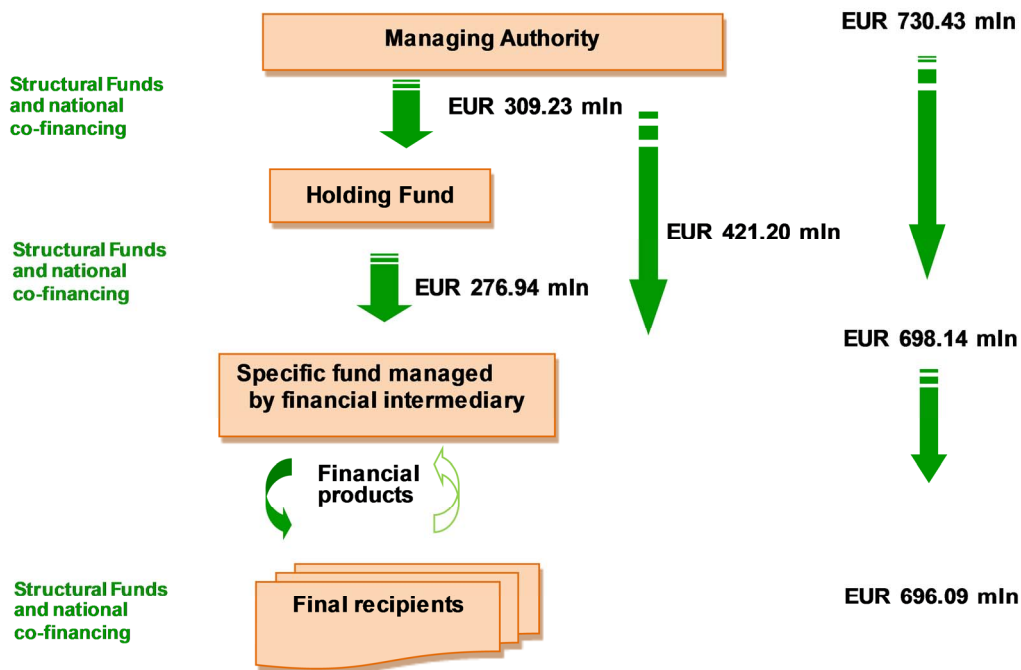
(1) including: holding funds and specific fund implemented with and without a holding fund

(2) in IT, NL and the UK under the holding fund there are specific funds for urban development and energy efficiency and renewable energy. The holding funds are listed therefore in both categories.

Financing of the funds for energy efficiency and renewable energies

Cohesion policy support for funds in the area of energy efficiency/renewable energies reached a total amount of EUR 730.43 million of OP contributions at 31 March 2017, with EUR 460.37 million of ERDF and EUR 270.06 million of OP national co-financing, mainly from public resources. The largest contributions were made in Italy, Greece, Slovakia and the UK with over EUR 100 million. From all OP contributions paid to the FEIs, EUR 309.23 million (including EUR 193.83 million of ERDF) was paid to holding funds. At 31 March 2017, the contributions transmitted from holding funds to the specific funds amounted to EUR 276.94 million. An amount of EUR 421.20 million has been paid to specific funds set-up without a holding fund in 9 Member States implementing this type of FEIs. Operational programme contributions paid to the holding and specific funds for energy efficiency/renewable energies are shown in Figure 7.

Figure 7 Operational programme contributions paid to the FEIs for energy efficiency and renewable energies and invested in projects at 31 March 2017 (in EUR mln)



Investments made in energy efficiency/renewable energies projects

Specific funds for energy efficiency/renewable energies invested EUR 696.09 million, including EUR 442.72 million from ERDF, at the level of final recipients. Compared to the data end of 2015 the implementation of the FEIs for energy efficiency and renewable energy projects improved in terms of the absorption of OPs contributions at final recipient levels from 50% in 2015 to nearly 95% as at 31 March 2017.

The amount paid out is 95% of the amounts available for investments at the level of specific funds. The absorption rate however seem to be slightly overstated; as clarified during the closure process this is due to the Netherlands likely reporting the reflows as OP resources invested in final recipients; in Estonia MA reports additional national resources invested in final recipients. In the UK and Italy the amounts suggest including the resources returned. These superior amounts to the amounts of the OP resources available in the specific funds amount to approximately EUR 23 million and represent about 3 percentage points lower of the total amount reported as payment to final recipients.

Managing authorities reported 52,019 loans disbursed to final recipients by the 31 March 2017 (an increase of nearly 6% in comparison to 2015), out of which 47,258 in Greece. The average OP contribution to a loan for energy efficiency and renewable energy in the other 9

Member States (excluding Greece), is about EUR 127,000, whereas in Greece it is only EUR 1,878. This is because in the other 8 Member States support is provided mainly to SMEs or housing associations (EE), whereas in Greece the support goes exclusively to individuals. Investment support in form of equity investment was used only in Denmark and the Netherlands.

The loans address very low energy efficiency in Estonian apartment buildings. At November 2014, 22,676 apartments have been renovated to modern standards with substantial energy savings and improved living environments. The total financing available for the investment is EUR 66.7 million from the OP; out of which EUR 17.7 million ERDF and EUR 49 million national public co-financing. This means that instead of using the EUR 17.7 million of ERDF for grants, the managing authority leveraged this amount 3.76 times. In 2014 the contribution of the instrument was fully invested. The instrument is already reinvesting resources returned.

Source: fi-compass case studies https://www.fi-compass.eu/sites/default/files/publications/case_study_renovation_loan_programme_estonia_0.pdf

The tables below illustrate the number of repayable investments made by the specific funds for energy efficiency/renewable energies in final recipients (Table 18 and Table 19), as well as the amount of OP contributions paid (Table 20).

Table 18 Number of products offered to final recipients by specific funds for energy efficiency and renewable energies

	All specific funds	FEs for energy efficiency and renewable energies
Loans	164,171	52,019
Guarantees	193,095	0
Equity/ venture capital	5,368	23
Other products*	9,415	0
TOTAL	372,049	52,042

Table 19 OP amounts disbursed to final recipients by specific funds for energy efficiency and renewable energies (in EUR mln)

	All specific funds	FEs for energy efficiency and renewable energies
Loans	8,491.47	645.72
Guarantees	3,717.27	0.00
Equity/ venture capital	2,694.52	8.69
Other products	288.92	41.68
TOTAL	15,192.18	696.09

*The funds supporting energy efficiency and renewable energy through other products did not provide information on the number of transactions.

Table 20 Amounts of OP contributions paid to the FEIs for energy efficiency and renewable energies and invested in final recipients as at 31 March 2017 (in EUR mln)

1	2	3	3a	3b	3c	4	4a	5	5a	6	7		7a	8
N°	Member State	N° of FEIs (1)	out of which HF	out of which specific funds with a HF	out of which specific funds without a HF	OP contributions paid to FEIs (2)	out of which Structural Funds	OP contributions paid to specific funds (3)	out of which Structural Funds	OP contributions remaining in HFs	OP contributions paid to final recipients		out of which Structural Funds	OP contributions remaining in specific funds
											in absolute amounts	in %		
1	DE	1	0	0	1	5.90	5.90	5.90	5.90	0.00	5.51	93%	5.51	0.39
2	DK	2	0	0	2	20.09	7.43	20.09	7.43	0.00	18.66	93%	6.83	1.43
3	EE	1	0	0	1	66.71	17.74	66.71	17.74	0.00	71.05	106% (5)	17.74	-4.33
4	EL	2	1	1	0	101.00	101.00	94.36	94.36	6.64	88.75	88%	88.75	5.61
5	FR	4	0	0	4	6.09	0.50	6.09	0.50	0.00	5.97	98%	0.50	0.13
6	IT (4)	12	5	5	2	155.75	56.24	132.47	53.16	23.28	134.68	86% (5)	54.02	-2.21
7	NL (4)	4	1	1	2	9.94	3.88	9.94	3.97	0.00	12.67	127% (5)	4.78	-2.73
8	SK	1	0	0	1	244.70	208.00	244.70	208.00	0.00	244.70	100%	208.00	0.00
9	UK (4)	13	1	2	10	120.23	59.69	117.86	58.50	2.37	114.09	95% (5)	56.60	3.77
Total		40	8	9	23	730.43	460.37	698.14	449.56	32.29	696.09	95%	442.72	2.05

(1) Including: holding funds and specific fund implemented with and without a holding fund.

(2) Paid to holding funds and directly to specific funds implemented without a holding.

(3) Paid to specific funds implemented with and without a holding fund.

(4) Under the holding fund are specific funds for urban development and energy efficiency and renewable energy. The holding fund is listed therefore in both categories. The paid amounts are allocated according to the payment per category

(5) Over reporting of payments to final recipients through revolving amounts, amounts from treasury management or 'overbooking'. This is about EUR 23 million which represent about 3% of the total amount reported as payment to final recipients.

Chapter 5: Conclusions

The data gathered in this sixth and the final summary demonstrate a total reported value of operational programmes (OP) contributions paid to the FEIs amounting to EUR 16,383.70 million, including EUR 11,307.01 million of Structural Funds (European Regional Development Fund and European Social Fund). The majority of these FEIs were providing support for enterprises (89%), with 7% providing support for urban development and 4% for energy efficiency and renewable energies. Loans were the most used product (EUR 8,491.47 million) followed by guarantees (EUR 3,717.27 million), equity (EUR 2,694.52 million) and other financial products e.g. interest rate and guarantee fee subsidies (EUR 288.92 million).

Steady progress can be observed in the absorption of the OP contributions and Structural Funds, at the level of final recipients (93% or EUR 15,192.18 million of OPs contribution paid to final recipients at 31 March 2017); an increase of about 20% compared to 2015. These payments to final recipients, in addition to management costs and fees of about 6.7% of the OP contributions paid into FEI, demonstrate improved implementation and absorption at the end of the programming period. The annual average of the management costs and fees at 1.26% suggests that the fees paid during the programming period are within the regulatory thresholds.

The reported data also show that the managing authorities estimated an amount of EUR 8,464.12 million of resources returned for the subsequent reinvestment in the programme areas. The number of jobs created through FEI reported at slightly above 170,000 represented an increase of about 21% as compared to the penultimate reporting exercise. FEIs supported more than 314,000 final recipients with enterprises being the largest group receiving support through FEI (70%) followed by individuals (about 28%) and large enterprises, urban projects and other final recipients (about 2%).

The leverage ratio varies widely between FEIs. The loans provided in some cases were up to 20 times higher than the Structural Funds invested in final recipients. ERDF contributed to equity participations in some cases with a leverage of up to 18 times. An estimated amount of loans provided to final recipients, which were guaranteed by the Structural Funds resources, is at least EUR 18,000 million. The ratio between the Structural Funds contribution set aside for the guarantee and the loan provided to final recipients in some cases is up to 20 times. Guarantee instruments with a ratio between 5 and 20 account for 50% of the guarantees backed by SF resources.

Where errors and discrepancies remain in the reporting of data these will need to be verified during the closure of the programmes in the communication between the managing authorities and the Commission. These include small but significant amounts of OP resources committed in the funding agreements but not paid to FEIs at closure, an increase in both committed amounts and payments to a number of FEI after 31 December 2015 and, in some cases, higher amounts paid to final recipients than to the FEIs. This final summary does not constitute a confirmation of eligibility at closure of the amounts reported by 31 March 2017: managing and audit authorities will need to review these amounts during the closure process and assess whether they constitute a risk of certain amounts of Structural Funds being de-committed at closure or whether these amounts were simply inaccurately reported at closure. Only investments made in final recipients from the OP resources paid to FEIs by the 31 December 2015 and eligible management costs and fees will constitute eligible expenditure at closure and a legal commitment to pay OP resources to FEIs or to make an investment in a final recipient is not sufficient to constitute eligible expenditure. At closure when settling the final balance of the programmes the Commission will pay only eligible expenditure and only when it has certainty about eligibility.

Annex 1: Aggregated data (ERDF & ESF) on the FEIs implemented in 2007-2013

Table 21 Amounts of ESF OP contributions paid to the FEIs for enterprises and invested in final recipients at 31 March 2017 (in EUR mln)

1	2	3	3a	3b	3c	4	4a	5	5a	6	7		7a	8
											OP contributions paid to final recipients			
N°	Member State	N° of FEIs (1)	out of which HF	out of which specific funds with a HF	out of which specific funds without a HF	OP contributions paid to FEIs (2)	out of which ESF	OP contributions paid to specific funds (3)	out of which ESF	OP contributions remaining in HFs	in absolute amounts	in %	out of which ESF	OP contributions remaining in specific funds
1	DE	4	0	0	4	215.13	132.55	215.13	132.55	0.00	209.63	97%	114.19	5.50
2	DK	4	0	0	4	47.17	22.32	47.17	22.32	0.00	42.70	91%	20.24	4.46
3	EE	1	0	0	1	6.01	6.01	6.01	6.01	0.00	6.01	100%	6.01	0.00
4	IT	19	2	2	15	499.20	255.84	497.74	254.74	1.47	411.75	83%	232.17	85.98
5	LT	2	1	1	0	14.48	14.48	14.48	14.48	0.00	19.53	135%	12.16	-5.05
6	LV	1	0	0	1	25.81	12.82	25.81	12.82	0.00	22.94	89%	10.38	2.87
7	PL	25	1	5	19	37.88	32.20	38.24	32.50	-0.36	38.22	100%	32.55	0.02
8	SI	3	1	2	0	25.80	21.93	25.56	21.73	0.24	11.93	47%	10.14	13.63
Total		59	5	10	44	871.48	498.15	870.13	497.15	1.35	762.71	88%	437.85	107.42

(1) including: holding funds and specific fund implemented with and without a holding fund;

(2) paid to holding funds and directly to specific funds implemented without a holding;

(3) paid to specific funds implemented with and without a holding fund.

Table 22 FEIs for enterprises, urban development and energy efficiency/renewable energies implemented and financed in 25 Member States at 31 March 2017 (amounts in EUR mln)

1	2	3	3a	3b	3c	4	4a	5	5a	6	7		7a	8											
											N°	MS			N° of FEIs (1)	out of which HF	out of which specific funds with a HF	out of which specific funds without a HF	OPs contributions paid to FEIs (2)	out of which Structural Funds	OPs contributions paid to specific funds (3)	out of which Structural Funds	OPs contributions remaining in HFs	OPs contributions paid to final recipients	
																								in absolute amounts	in% of OPs contributions paid to FEIs
1	AT	2	0	0	2	26.79	10.27	26.79	10.27	0.00	21.38	80%	8.63	5.41											
2	BE	9	0	0	9	417.87	167.71	417.87	167.71	0.00	427.75	102% (5)	171.66	-9.88											
3	BG	9	2	7	0	382.00	324.70	375.76	319.40	6.24	356.88	93%	303.35	18.89											
4	CY	5	1	4	0	20.00	17.00	19.00	16.15	1.00	18.32	92%	15.57	0.68											
5	CZ	7	2	3	2	284.73	157.85	259.28	136.21	25.45	257.68	90%	139.06	1.60											
6	DE	44	0	0	44	1,678.60	1,066.84	1,678.60	1,066.84	0.00	1,578.80	94% (5)	1,009.82	99.80											
7	DK	9	0	0	9	88.00	39.09	88.00	39.09	0.00	81.22	92%	36.35	6.78											
8	EE	6	0	0	6	200.00	124.67	200.00	124.67	0.00	197.13	99% (5)	117.46	2.87											
9	EL	34	4	29	1	1,081.18	1,081.18	1,057.34	1,057.34	23.84	1,033.10	96%	1,014.82	24.23											
10	ES	25	4	6	15	988.55	767.59	956.50	741.73	32.05	594.83	60% (5)/(6)	449.29	361.66											
11	FI	2	0	0	2	59.27	28.45	59.27	28.45	0.00	57.33	97%	27.55	1.94											
12	FR	152	4	19	129	442.02	202.51	413.69	182.94	28.34	732.97	166% (5)	189.52	-319.28											
13	HU	139	1	137	1	867.34	737.24	935.19	781.24	-67.85 (4)	829.67	96% (5)	705.22	105.52											
14	IT	137	21	35	81	4,850.52	3,073.82	4,773.05	3,065.70	77.47	4,006.06	83% (5)	2,669.68	766.99											
15	LT	34	4	29	1	453.74	418.00	442.38	407.96	11.36	620.11	137% (5)	397.22	-177.73											
16	LV	15	1	10	4	214.94	159.64	210.20	155.27	4.74	194.74	91%	141.96	15.46											
17	MT	2	1	1	0	12.00	10.20	10.80	9.18	1.20	10.67	89%	9.14	0.13											
18	NL	11	1	2	8	75.40	21.00	75.40	21.19	0.00	56.13	74% (5)	22.46	19.27											
19	PL	247	15	139	93	1,269.59	1,076.85	1,288.35	1,085.32	-18.77 (4)	1,184.74	93% (5)	1,011.70	103.61											
20	PT	56	3	43	10	442.99	368.40	640.94	366.72	-197.95 (4)	624.53	141%	357.06	16.41											
21	RO	4	1	3	0	225.00	193.50	222.88	191.68	2.12	244.74	109% (5)	210.48	-21.86											
22	SE	11	0	0	11	157.47	72.25	157.47	72.25	0.00	133.73	85%	61.27	23.74											
23	SI	7	1	5	1	193.06	164.10	155.19	131.91	37.87	171.99	89% (5)	146.17	-16.80											
24	SK	14	1	12	1	384.70	327.00	352.80	299.88	31.90	349.04	91%	296.69	3.76											
25	UK	76	10	28	38	1,566.42	696.71	1,579.52	664.00	-13.09 (4)	1,407.18	90% (5)	612.13	172.34											
26	CBC	1	0	0	1	1.51	0.46	1.51	0.46	0.00	1.46	97%	0.44	0.05											
Total		1,058	77	512	469	16,383.70	11,307.01	16,397.78	11,143.57	-14.09	15,192.18	93%	10,124.68	1,205.60											
ESF		59	5	10	44	871.48	498.15	870.13	497.15	1.35	762.71	88%	437.85	107.42											
ERDF		999	72	502	425	15,512.21	10,808.86	15,527.65	10,646.42	-15.44	14,429.47	93%	9,686.83	1,098.18											

(1) including: holding funds and specific fund implemented with and without a holding fund;

(2) paid to holding funds and directly to specific funds implemented without a holding fund;

(3) paid to specific funds implemented with and without a holding fund;

(4) cases where the amounts paid to specific funds exceeds the amount paid to HF. This is the case for 13 HF (5 PL, 1HU, 2 PT, 4 UK). The amount, which exceeds the HF contributions is EUR 428 million OP contributions out of which EUR 101million ERDF contributions. Poland and Hungary are reporting revolving amounts which account for EUR 113 million OP contributions and EUR 74 million ERDF contributions. In case of Portugal and the UK for some specific funds additional OP contributions (national public or private co-financing) come at the level of specific funds, which accounts for EUR 264 million additional OP contributions. In Portugal therefore the amount paid to final recipients exceed the amount paid to Holding Funds;

(5) over reporting of payments to final recipients through revolving amounts, interest from treasury management or 'overbooking'. This is about EUR 900 million, out of which over reporting in Holding Fund structures of EUR 450 million (mainly in PL, IT, LT, RO, SI) and around EUR 450 million specific funds not implemented through HF (mainly in BE, FR, IT, PL). Almost the whole amount comes from enterprise instruments. These EUR 900 million represent about 6% of the total amount reported as payments to final recipients;

(6) In Spain a relatively low disbursement rate is mainly due to one instrument having encountered difficulties in implementation.

Annex 2: Outcome of the data quality check

The compulsory and optional data reported 31 March 2017 underwent several quality checks (automatic and manual) in order to evaluate their accuracy.

Overall, the results are good. The quality of data reported in 2017 overall improved on the previous years due to better reporting coverage. However, there remain missing information and certain inaccuracies in the data provided by the managing authorities at the time of preparation of this summary of data, as follows⁴⁴:

- For some financial engineering instruments the Structural Funds share of OP contributions paid to final recipients was not reported (ES, EL, FR, IT, PL, SI, UK).
- Amounts of operational programme and Structural Funds contributions paid to the FEIs are sometimes lower than the corresponding amounts disbursed by the FEIs to final recipients.
- Additional amounts may come from interest generated through treasury operations by the FEI, which are added to the OP amounts (e.g. in PL and DE). At closure this constitutes a reporting error; these amounts should be reported in separate fields in SFC2007 envisaged for the interest generated which has been used for the intended purpose and according to Article 78(6) and the first sub-paragraph of Article 78(7) of the General Regulation and should be recorded in field III.7.2.1. Interest generated but not used in line with the above mentioned provisions should be recoded in field III.7.2.2.
- There are a number of cases where managing authorities include in this figure payments of revolving amounts, which are not anymore part of the operational programme and therefore should not be reported here (e.g. in HU, FR, IT, LT and PL). At closure in line with the Closure guidelines resources returned from the investments and the value of resources at final recipient level which have yet to be paid back (the amount of potential legacy) should be reported in the specific field for value of legacy resources. There are also cases where resources outside of the Operational Programme are included in reporting on payments to final recipients.
- In other cases it is possible that at closure the managing authorities reported additional investments to replace irregular expenditure if detected in the first cycle of investments⁴⁵. While according to the update version of the guidelines for determining

⁴⁴ In this paragraph the countries in which this represents a significant inaccuracy are mentioned, the list is not exhaustive.

⁴⁵ In the case of financial instruments, it is not possible to include in the final statement of expenditure a certified amount exceeding that of the OP contribution which constitute the instrument and which is eligible expenditure in line with Article 78(6) of the Council Regulation 1083/2006. However in the update version of the guideline for determining financial corrections for non-compliance with the FEI rules for 2007-2013

financial corrections for non-compliance with the FEI rules for 2007-2013 programming period (EGESIF_14-0015-02) such possibility exists, these additional amounts should not be reported in the report on FEI in SFC2007.

- Where the amounts of operational programme and Structural Funds contributions paid to the FEIs are sometimes lower than the corresponding amounts disbursed by the FEIs to final recipients this does not necessarily constitute a reporting error for those funds where the national public or private co-financing is not contributed at the level of the holding fund but at the level of specific funds (PT and UK).
- As in the penultimate reporting exercise in the data at end of 2015, also at closure Member States report higher OP commitments including the Structural Funds to FEI than there were OP amounts paid into the funds (for example, HU, DE, FR, FI, IT, LT, PL, UK). In some cases this does not necessarily create a reason for concern; for example in Germany the amounts reported as committed to FEI are the maximum amount possible as contributions from the programme to the FEI, however, only the amounts paid were invested and used for management costs and fees.
- In other cases the unpaid commitments were a result of an absence of an adequate investment project pipeline either due to insufficient quality of potential investments and lack of the private investors interest (PL). Or due to a shift from the initially planned loans and guarantees to more dynamic equity schemes (FI).
- Commitments of OP resources to FEI exceeding the payments to the fund should be reviewed during the closure process of the programmes to avoid the risk of decommitment of the Structural Funds at programme closure.
- In CZ, FI, FR, PL, SE, SI the managing authorities report increased commitments to FEI as compared to the amounts reported at end of 2015. The increase in the amounts committed to FEI can be partly explained by better reporting (CZ, FI and FR). In Sweden the increase is explained by the use of a different exchange rate. While in Slovenia the ESF OP should review the eligibility of the additional amounts reported for the amounts committed and the same additional amount paid to FEI in view that no further payments from the OP to FEI are eligible after 31 December 2015.
- Increased payments to FEI are reported in five Member States (CZ, DK, NL, SE, SI). In CZ the higher amount is due to a more accurate reporting; the fund was not reported

programming period (EGESIF_14-0015-02), the Commission had introduced a possibility to use additional investments to replace irregular expenditure detected in the first cycle of investments.

In practice, the managing authority may prepare a list with all the investments considered eligible including those coming from resources recovered, returned and new capital restored by the HF manager. The audit authority (AA) will carry out their audit work taking into account the investments included in the list and give the assurance accordingly. Then, if at closure further individual irregularities are detected, it will be possible to use the additional investments in the list as far as the AA has given the assurance and provided that the other conditions fixed on page 11 of the guidelines are fulfilled. This information should be clearly disclosed in the closure documents.

in the previous year's exercise. In Denmark financial intermediaries are reimbursed by MA only after disbursing money to final recipients. In Slovenia the additional ESF amount reported as paid to FEI (EUR 13.80 million OP contributions of which EUR 11.73 million ESF) should be reviewed during the closure process. In Sweden the increase is due to the application of a different exchange rate as compared to the previous reporting year. In the NL the increase is due to the change of the co-financing rate.

- For some FEI the reporting was made at the level of financial product and not broken down to the level of financial intermediary, therefore data for several financial intermediaries are reported in the same line in Annex 3. This reduces the overall count of FEI and leads to less transparency regarding the absorption of OP amounts (BG, EL), although cumulative data remain unchanged.
- As in previous reporting exercises, but to a much lesser degree, Member States provided incomplete and incoherent information for some FEIs, omission of specific funds under holding funds or holding funds reported wrongly as specific funds (Italy), omission of the amounts paid from the HF to FEI (for example, Czech Republic).
- In a few cases, compulsory data are missing, especially for: payments made to final recipients; national private co-financing; date of the FEI's set-up; fund's legal status;
- At closure for some FEI, the information about the date of winding-up is missing and the value of legacy resources is not reported. The absence of the date of winding-up date does not necessarily in all cases constitute an error; the funds may have been established as evergreen funds therefore if this is the case such information should be described in the narrative of the final report.
- The names of the FEIs are sometimes confused with the names of the fund managers.
- In some cases output indicators such as the number of final recipients supported or jobs created are not plausible (BG, CY, DE, FR, MT, UK).
- As regards the optional reporting, data on commitments made by the managing authorities to FEIs is complete whereas other optional data is only available for some of the FEIs, such as the category "number of final recipients supported by the FEIs" (about 30% of the expected replies are missing or report zero) or "number of jobs created" out of 1,171 FEI providing support to enterprises 363 FEI report no information and 420 FEI report zero.
- Additional optional field "Total amount of other contributions, outside ERDF and ESF mobilised at the level of final recipients" included in the reporting on FEI at closure is neither regulated by the regulation nor being part of the Closure Guidelines. The amounts reported concern the national public and private contribution, including part of the OP and outside OP resources. These amounts are used for the calculation of the

achieved leverage of the instruments. This is in response to the need to demonstrate the total impact of the Structural Funds.

- Given that the final reporting exercise is the only year when such information was requested, only a few managing authorities provided this information. Out of 804 FEI providing support in the form of loans (including mixed FEI) zero amounts are reported for 246 FEIs and no amounts are reported for 376 FEIs. Out of 231 FEIs providing support in the form of equity participations (including mixed FEIs) 54 FEI reported zero and 91 FEI reported no amounts of other contributions outside the Structural Funds at the level of final recipients.

Data processing

The data was gathered and managed along the same lines as previous years; namely, with a view to presenting the obligatory data in tables for each Member State, as well as total figures and figures broken down by types of intervention under Article 43 of the General Regulation.

In some cases it was necessary to process the presentation of the data as follows:

- Where the EIB or EIF is the fund manager this information was standardised to 'European Investment Bank' or 'European Investment Fund' in column 5 in Annex 3.
- Figures for the amount of financial products offered to final recipients, number of jobs created or management costs and fees reported for some financial engineering instruments were deemed as unrealistic. These data were excluded from the aggregated dataset presented in this summary so as not to skew the overall results. They are, however, included in the respective country factsheets in Annex 3 for the sake of completeness.
- In cases where optional data reported was incomplete, the comparison of data is made on the basis of funds reported rather than the total OP contributions to all funds (e.g. management costs and fees). In Annex 3 information on management costs and fees is presented as reported by the national authorities.
- In some countries each annual instalment from the managing authority or HF to specific funds, is reported as separate instrument (BE, PL and PT). For the count of FEIs these instruments are merged in one and the correction is reflected in Annex 3⁴⁶.
- In the case of one Member State, FEIs were artificially split in the reporting in order to keep separate records of the contributions from different priorities of the OP. For the

⁴⁶ For the count of FEIs these instruments are merged in the summaries of data of 2013 - 2015, but counted as separate instruments in 2011 and 2012.

total number of FEI these different parts are counted as one (UK) and Annex 3 reflects this correction.

- The calculation of total management costs and fees as a percentage of the OP contributions paid to the funds and the average annual percentage excludes the amounts paid between holding funds and the specific funds. The method of calculation was changed since the reporting of 2015 data following the observations by the Court of Auditors in the Special Report No 19/2016: Implementing the EU budget through financial instruments - lessons to be learnt from the 2007-2013 programme period.

Annex 3. FEIs country factsheets

Legend

Country fiche reference	Data label	Data description
I. Description and identification of the entities which implement the financial engineering instrument (FEI)		
1	No.	Number of the FEI (holding or specific fund)
2	Name of the fund	Name and address of the FEI (holding or specific fund)
3	Operational Programme(s)	Number of the ERDF/ESF programme providing contributions to the FEI.
4	Type of FEI:	NB: FEIs supported from the ESF OPs are highlighted in yellow in the country factsheets for DE, DK, EE, IT, LT, LV, PL and SI
a)	HF/specific fund	Holding fund or specific fund set-up with or without a holding fund
b)	Article 44, §1 (a) or (b) or (c) of Council Regulation (EC) No 1083/2006	The FEI attributable to Article 44, §1 (a) or (b) or (c) of Council Regulation (EC) No 1083/2006
5	Fund manager	Name and address of the holding fund or specific fund manager
6	Fund set-up	Year of the holding or specific fund set-up; in case of several agreements /contracts signed for different financial products offered under the same specific fund, year of the first agreement is reported
II. Amounts of OP contributions paid to FEIs (HF or specific fund) at the end of 2015, in EUR million		
7	Amounts of OP contributions paid to the fund (HF or specific fund)	Sum of columns 8,9 and 10
8	(out of which) Structural Funds	ERDF and ESF contributions paid to the holding/specific fund.
9	(out of which) national public co-financing	National public co-financing paid to the holding/specific fund.
10	(out of which) national private co-financing	National private co-financing paid to the holding/specific fund.
11	Management costs and fees	Management costs and fees, co-financed from SFs and national resources, paid to the holding/specific fund.
III. Investments made by FEIs in final recipients at the end of 2015, in EUR million		
12	Total number of financial products offered	Optional information; Sum of columns 13,14,15 and 16.
13	(out of which) loans	Number of loan products offered by the specific fund to final recipients.
14	(out of which) guarantees	Number of guarantee products offered by the specific fund to final recipients.
15	(out of which) equity/venture capital	Number of equity/venture capital products offered by the specific fund to final recipients.
16	(out of which) other financial products	Number of other financial products (interest rate subsidies, guarantee fee subsidies and equivalent measures) offered by the specific fund to final recipients.
17	OP contributions invested in final recipients	Operational Programme(s) financial support provided to final recipients through the FEI operations.
18	(out of which) loans	out of which support provided in loan products.
19	(out of which) guarantees	out of which support provided in guarantee products.
20	(out of which) equity/venture capital	out of which support provided in equity/venture capital products.
21	(out of which) other financial products	out of which support provided in other financial products.
22	SF contributions invested in final recipients	Structural Funds (ERDF or ESF) financial support provided to final recipients through the FEI operations.
23	(out of which) loans	out of which support provided in loan products.
24	(out of which) guarantees	out of which support provided in guarantee products.
25	(out of which) equity/venture capital	out of which support provided in equity/venture capital products.
26	(out of which) other financial products	out of which support provided in other financial products.

Austria

AT

I. Description and identification of the entities which implement FEIs						II. Amounts of OP contributions paid to FEIs (HF or specific fund)					III. Investments made by FEIs in final recipients															
1	2	3	4		5	6	7=8+9+10	8	9	10	11	12=13+14+15+16	13	14	15	16	17=18+19+20+21	18	19	20	21	22=23+24+25+26	23	24	25	26
No.	Name of the fund	Operational Programme(s)	Type of FEI		Fund manager	Fund set-up	Amounts of OP contributions paid to the fund or set aside in case of guarantees (HF or specific fund)	out of which			Management costs and fees	Total number of financial products offered	out of which				OP contributions invested in final recipients	out of which				SF contributions invested in final recipients	out of which			
			a) HF/specific fund	b) Article 44, §1 (a) or (b) or (c)				Structural Funds	National public co-financing	National private co-financing			loans	guarantees	equity / venture capital	other products		loan	guarantee	equity / venture capital	other product		loan	guarantee	equity / venture capital	other product
1	BRB Burgenländische Risikokapital Beteiligungen AG, 7000 Eisenstadt, Österreich	2007AT161PO001	specific fund	Article 44 §1 (a)	BRB Burgenländische Risikokapital Management AG, 7000 Eisenstadt, Österreich	2010	15.70	7.50	2.50	5.70	1.29	26.00	11.00	0.00	15.00	0.00	14.43	6.75	0.00	7.68	0.00	6.89	3.22	0.00	3.67	0.00
2	OÖ HightechFonds, Linz, Österreich	2007AT162PO002	specific fund	Article 44 §1 (a)	OÖ HightechFonds, Linz, Österreich	2011	11.09	2.77	2.77	5.55	0.73	0.00	0.00	0.00		0.00	6.95	0.00	0.00	6.95	0.00	1.74	0.00	0.00	1.74	0.00

TOTAL OP contributions provided	from MA to HF's																										
	from HF's to specific funds																										
	from MA directly to specific funds	26.79	10.27	5.27	11.25	2.02	26.00	11.00	0.00	15.00	0.00	21.38	6.75	0.00	14.63	0.00	8.63	3.22	0.00	5.41	0.00						

Belgium

BE

I. Description and identification of the entities which implement FEIs						II. Amounts of OP contributions paid to FEIs (HF or specific fund)					III. Investments made by FEIs in final recipients															
1	2	3	4		5	6	7=8+9+10	8	9	10	11	12=13+14+15+16	13	14	15	16	17=18+19+20+21	18	19	20	21	22=23+24+25+26	23	24	25	26
No.	Name of the fund	Operational Programme(s)	Type of FEI		Fund manager	Fund set-up	Amounts of OP contributions paid to the fund or set aside in case of guarantees (HF or specific fund)	out of which			Management costs and fees	Total number of financial products offered	out of which				OP contributions invested in final recipients	out of which				SF contributions invested in final recipients	out of which			
			a) HF/specific fund	b) Article 44, §1 (a) or (b) or (c)				Structural Funds	National public co-financing	National private co-financing			loans	guarantees	equity / venture capital	other products		loan	guarantee	equity / venture capital	other product		loan	guarantee	equity / venture capital	other product
1	BRUSOC Sa., Bruxelles	2007BE162PO001	specific fund	Article 44 §1 (a)	BRUSOC Sa., Bruxelles	2008	5.64	2.82	2.82	0.00	0.50	291.00	291.00	0.00	0.00	0.00	5.64	5.64	0.00	0.00	0.00	2.82	2.82	0.00	0.00	0.00
2	Loan Fund of FONDS DE CAPITAL A RISQUE - CONVERGENCE SA, GOSSELIES	2007BE161PO001	specific fund	Article 44 §1 (a)	Loan Fund of FONDS DE CAPITAL A RISQUE - CONVERGENCE SA, GOSSELIES	2009	75.71	30.28	45.42	0.00	0.00	216.00	216.00	0.00	0.00	0.00	81.90	81.90	0.00	0.00	0.00	32.76	32.76	0.00	0.00	0.00
3	Loan Fund of IMBC - CONVERGENCE SA, MONS	2007BE161PO001	specific fund	Article 44 §1 (a)	Loan Fund of IMBC - CONVERGENCE SA, MONS	2009	79.54	31.82	47.73	0.00	0.00	289.00	289.00	0.00	0.00	0.00	82.07	82.07	0.00	0.00	0.00	32.83	32.83	0.00	0.00	0.00
4	Loan Fund of INNODEM2 SA, LIEGE	2007BE162PO003	specific fund	Article 44 §1 (a)	Loan Fund of INNODEM2 SA, LIEGE	2009	94.69	37.88	56.82	0.00	0.00	154.00	154.00	0.00	0.00	0.00	93.24	93.24	0.00	0.00	0.00	37.30	37.30	0.00	0.00	0.00
5	Loan Fund of LUXEMBOURG DEVELOPPEMENT EUROPE SA, ARLON	2007BE162PO003	specific fund	Article 44 §1 (a)	Loan Fund of LUXEMBOURG DEVELOPPEMENT EUROPE SA, ARLON	2009	9.56	3.82	5.74	0.00	0.00	45.00	45.00	0.00	0.00	0.00	9.71	9.71	0.00	0.00	0.00	3.89	3.89	0.00	0.00	0.00
6	Loan Fund of NAMUR DEVELOPPEMENT COMPETITIVITE SA, NAMUR	2007BE162PO003	specific fund	Article 44 §1 (a)	Loan Fund of NAMUR DEVELOPPEMENT COMPETITIVITE SA, NAMUR	2009	34.83	13.93	20.90	0.00	0.00	103.00	103.00	0.00	0.00	0.00	40.80	40.80	0.00	0.00	0.00	16.32	16.32	0.00	0.00	0.00
7	Loan Fund of NOVALLIA SA, LIEGE	2007BE161PO001	specific fund	Article 44 §1 (a)	Loan Fund of NOVALLIA SA, LIEGE	2009	33.50	13.40	20.10	0.00	0.91	136.00	136.00	0.00	0.00	0.00	26.12	26.12	0.00	0.00	0.00	10.45	10.45	0.00	0.00	0.00
		2007BE162PO003					16.50	6.60	9.90	0.00	0.45	85.00	85.00	0.00	0.00	0.00	17.17	17.17	0.00	0.00	0.00	6.87	6.87	0.00	0.00	0.00
8	Loan Fund of WAPICARIS SA, ATH	2007BE161PO001	specific fund	Article 44 §1 (a)	Loan Fund of WAPICARIS SA, ATH	2009	37.52	15.01	22.51	0.00	0.00	110.00	110.00	0.00	0.00	0.00	40.74	40.74	0.00	0.00	0.00	16.30	16.30	0.00	0.00	0.00
9	Société des Cautions Mutuelles de Wallonie (SOCAMUT) SA, LIEGE	2007BE161PO001	specific fund	Article 44 §1 (a)	Société des Cautions Mutuelles de Wallonie (SOCAMUT) SA, LIEGE	2009	14.51	5.80	8.70	0.00	0.43	1,935.00	573.00	1,362.00	0.00	0.00	14.51	6.24	8.27	0.00	0.00	5.80	2.49	3.31	0.00	0.00
		2007BE162PO003					15.87	6.35	9.52	0.00	0.38	1,990.00	1,081.00	909.00	0.00	0.00	15.87	10.41	5.46	0.00	0.00	6.35	4.16	2.18	0.00	0.00

TOTAL OP contributions provided	from MA to HF's																										
	from HF's to specific funds																										
	from MA directly to specific funds	417.87	167.71	250.16	0.00	2.67	5,354.00	3,083.00	2,271.00	0.00	0.00	427.75	414.02	13.73	0.00	0.00	171.66	166.17	5.49	0.00	0.00						

Bulgaria

BG

I. Description and identification of the entities which implement FEIs						II. Amounts of OP contributions paid to FEIs (HF or specific fund)					III. Investments made by FEIs in final recipients																
1	2	3	4		5	6	7=8+9+10	8	9	10	11	12=13+14+15+16	13	14	15	16	17=18+19+20+21	18	19	20	21	22=23+24+25+26	23	24	25	26	
			a) HF/specific fund	b) Article 44 §1 (a) or (b) or (c)																							Fund manager
No.	Name of the fund	Operational Programme(s)	Type of FEI		Fund manager	Fund set-up	Amounts of OP contributions paid to the fund or set aside in case of guarantees (HF or specific fund)	Structural Funds	National public co-financing	National private co-financing	Management costs and fees	Total number of financial products offered	loans	guarantees	equity / venture capital	other product	OP contributions invested in final recipients	loan	guarantee	equity / venture capital	other product	SF contributors invested in final recipients	loan	guarantee	equity / venture capital	other product	
1	JESSICA HOLDING FUND BULGARIA, LUXEMBOURG	2007BG161PO001	HF	-	European Investment Bank	2010	33.00	28.05	4.95	0.00	2.90																
1.1	"Fund for Sustainable Urban Development of Sofia" EAD, Sofia	2007BG161PO001	specific fund	Article 44 §1 (b)	"Fund for Sustainable Urban Development of Sofia" EAD, Sofia	2012	12.11	10.29	1.82	0.00	0.31	13.00	13.00	0.00	0.00		12.44	12.44	0.00	0.00		10.58	10.58	0.00	0.00		
1.2	Regional Urban Development Fund AD, Sofia	2007BG161PO001	specific fund	Article 44 §1 (b)	Regional Urban Development Fund AD, Sofia	2011	18.17	15.44	2.72	0.00	1.37	21.00	21.00		0.00		17.70	17.70		0.00		15.04	15.04		0.00		
2	"ДЖЕРЕМИ БЪЛГАРИЯ" ЕАД РЕПУБЛИКА БЪЛГАРИЯ	2007BG161PO003	HF	-	European Investment Fund	2009	349.00	296.65	52.35	0.00	16.79																
2.1	Гаранции, покриващи заемни по портфейл от заеми, София	2007BG161PO003	specific fund	Article 44 §1 (a)	Сибанк ЕАД, Прокредит Банк (България) ЕАД, Райффайзенбанк (България) ЕАД, Уникредит Булбанк АД, Обединена Българска Банка АД, София	2011	72.20	61.37	10.83	0.00	0.00	5,225.00		5,225.00			68.67		68.67			58.37		58.37			
2.2	Инструмент за промотиране на предприемачеството и предоставяне на рационално финансиране, София	2007BG161PO003	specific fund	Article 44 §1 (a)	"Лонч Хъб Адавайзър" ООД (LAUNCHUB), София; "Илвезън България" ООД (ILEVEN), София	2012	21.00	17.85	3.15	0.00	1.97	180.00			180.00		19.02		19.02			16.16			16.16		
2.3	Инструмент, предоставящ финансиране, чрез поделение на риска, София	2007BG161PO003	specific fund	Article 44 §1 (a)	Алианс Банк България АД, Първа Инвестиционна Банка АД, Прокредит Банк (България) ЕАД, Сосиете Женерал Експресбанк АД, Уникредит Булбанк АД, Райффайзенбанк (България) ЕАД, Банка ДСК ЕАД, София	2012	208.03	176.82	31.20	0.00	1.12	4,058.00	4,058.00				205.73	205.73				174.87	174.87				
2.4	Фонд за рисков капитал, София	2007BG161PO003	specific fund	Article 44 §1 (a)	"НЕВЕК КАПИТАЛ ПАРТНЪРС" АД (NEVEQ), София	2011	14.26	12.12	2.14	0.00	1.16	15.00			15.00		13.11		13.11			11.14			11.14		
2.5	Фонд(ове) за съфинансиране, София	2007BG161PO003	specific fund	Article 44 §1 (a)	"И Ем Пи Инвест България" АД (Emprover Capital), София и "Блек Пик Кепитъл Партньърс" АД (Black Peak Capital), София	2014	30.00	25.50	4.50	0.00	1.22	15.00			15.00		20.21		20.21			17.18			17.18		

TOTAL OP contributions provided	from MA to HF's	382.00	324.70	57.30	0.00	19.69		0.00	0.00	0.00	0.00										303.35	200.49	58.37	44.49			
	from HF's to specific funds	375.76	319.40	56.36	0.00	7.15		9,527.00	4,092.00	5,225.00	210.00	0.00	356.88	235.87	68.67	52.34											
	from MA directly to specific funds											0.00															

Cyprus

CY

I. Description and identification of the entities which implement FEIs						II. Amounts of OP contributions paid to FEIs (HF or specific fund)					III. Investments made by FEIs in final recipients																
1	2	3	4		5	6	7=8+9+10	8	9	10	11	12=13+14+15+16	13	14	15	16	17=18+19+20+21	18	19	20	21	22=23+24+25+26	23	24	25	26	
No.	Name of the fund	Operational Programme(s)	Type of FEI		Fund manager	Fund set-up	Amounts of OP contributions paid to the fund or set aside in case of guaranteees (HF or specific fund)	out of which			Management costs and fees	Total number of financial products offered	out of which				OP contributions invested in final recipients	out of which				SF contributions invested in final recipients	out of which				
			a) HF/specific fund	b) Article 44, §1 (a) or (b) or (c)				Structural Funds	National public co-financing	National private co-financing			loans	guarantees	equity / venture capital	other products		loan	guarantee	equity / venture capital	other product		loan	guarantee	equity / venture capital	other product	
1	JER008 - JEREMIE CYPRUS TRUST, CYPRUS	2007CY16UPO001	HF	-	European Investment Fund	2009	20.00	17.00	3.00	0.00	1.91																
1.1	2nd Funded Risk Sharing Product (FRSP)	2007CY16UPO001	specific fund	Article 44 §1 (a)	Bank of Cyprus Public Company Ltd, Cyprus	2013	8.42	7.15	1.26	0.00	0.09	203.00	203.00				8.33	8.33					7.08	7.08			
1.2	First Loss Portfolio Guarantee (FLPG) for enterprises with business history more than 36 months	2007CY16UPO001	specific fund	Article 44 §1 (a)	Bank of Cyprus Public Company Ltd, Cyprus	2011	0.65	0.56	0.10	0.00	0.00	50.00		50.00			0.45		0.45				0.38		0.38		
1.3	First Loss Portfolio Guarantee (FLPG) for enterprises with business history up to 36 months	2007CY16UPO001	specific fund	Article 44 §1 (a)	Bank of Cyprus Public Company Ltd, Cyprus	2011	0.18	0.15	0.03	0.00	0.00	20.00		20.00			0.11		0.11				0.10		0.10		
1.4	Funded Risk Sharing Product (FRSP)	2007CY16UPO001	specific fund	Article 44 §1 (a)	Bank of Cyprus Public Company Ltd, Cyprus	2010	9.75	8.29	1.46	0.00	0.32	245.00	245.00				9.43	9.43					8.02	8.02			

TOTAL OP contributions provided	from MA to HF's	20.00	17.00	3.00	0.00	1.91						0.00	0.00	0.00	0.00													
	from HF's to specific funds	19.00	16.15	2.85	0.00	0.41	518.00	448.00	70.00	0.00	0.00	18.32	17.76	0.56								15.57	15.09	0.48				
	from MA directly to specific funds														0.00	0.00												

Czech republic

CZ

I. Description and identification of the entities which implement FEIs					II. Amounts of OP contributions paid to FEIs (HF or specific fund)						III. Investments made by FEIs in final recipients															
1	2	3	4		5	6	7=8+9+10	8	9	10	11	12=13+14+15+16	13	14	15	16	17=18+19+20+21	18	19	20	21	22=23+24+25+26	23	24	25	26
No.	Name of the fund	Operational Programme(s)	Type of FEI		Fund manager	Fund set-up	Amounts of OP contributions paid to the fund or set aside in case of guarantees (HF or specific fund)	out of which			Management costs and fees	Total number of financial products offered	out of which				OP contributions invested in final recipients	out of which				SF contributions invested in final recipients	out of which			
			a) HF/specific fund	b) Article 44, §1 (a) or (b) or (c)				Structural Funds	National public co-financing	National private co-financing			loans	guarantees	equity / venture capital	other products		loan	guarantee	equity / venture capital	other product		loan	guarantee	equity / venture capital	other product
1	Credit Fund E 2007, Praha	2007CZ161PO004	specific fund	Article 44 §1 (a)	Českomoravská záruční a rozvojová banka, a. s., Praha	2007	77.42	49.35	28.06	0.00	0.00	569.00	569.00	0.00	0.00	0.00	74.36	74.36	0.00	0.00	0.00	46.55	46.55	0.00	0.00	0.00
2	Guarantee Fund E 2007, Praha	2007CZ161PO004	specific fund	Article 44 §1 (a)	Českomoravská záruční a rozvojová banka, a. s., Praha	2007	163.20	71.00	92.20	0.00	0.00	5,010.00	0.00	2,067.00	0.00	2,943.00	141.62	0.00	54.80	0.00	86.83	54.65	0.00	46.58	0.00	8.07
3	JESSICA HOLDING FUND MORAVIA-SILESIA, LUXEMBOURG	2007CZ161PO010	HF	-	European Investment Bank	2010	19.74	16.78	2.96	0.00	1.60															
3.1	Českomoravská záruční a rozvojová banka, a.s., Prague	2007CZ161PO010	specific fund	Article 44 §1 (b)	Českomoravská záruční a rozvojová banka, a.s., Prague	2012	1.73	1.47	0.26	0.00	0.23	1.00	1.00				1.50	1.50				1.27	1.27			
3.2	CONTERA, Urban Development Fund MS, s.r.o., Prague	2007CZ161PO010	specific fund	Article 44 §1 (b)	CONTERA, Urban Development Fund MS, s.r.o., Prague	2012	16.93	14.39	2.54	0.00	0.86	4.00	4.00				16.16	16.16				16.16	16.16			
4	STATE FUND FOR THE HOUSING DEVELOPMENT, PRAGUE	2007CZ16UP0002	HF	-	State Fund for the Housing Development, Czech Republic, Prague	2012	24.37	20.72	3.66	0.00	0.68															
4.1	Financial instrument JESSICA in Integrated operational programme, Prague	2007CZ16UP0002	specific fund	Article 44 §1 (b)	Komerční banka, a.s., Prague	2013	0.00	0.00	0.00	0.00	0.00	153.00	153.00				24.03	24.03				20.43	20.43			

TOTAL OP contributions provided	from MA to HF's	44.11	37.50	6.62	0.00	2.28																				
	from HF's to specific funds	18.66	15.86	2.80	0.00	1.09	158.00	158.00									41.69	41.69				37.86	37.86			
	from MA directly to specific funds	240.62	120.35	120.27	0.00	0.00	5,579.00	569.00	2,067.00	0.00	2,943.00	215.98	74.36	54.80	0.00	86.83	101.20	46.55	46.58	0.00	8.07					

Germany

DE

I. Description and identification of the entities which implement FEIs						II. Amounts of OP contributions paid to FEIs (HF or specific fund)					III. Investments made by FEIs in final recipients																
1	2	3	4		5	6	7-8+9+10			11	12=13+14+15+16				13	14	15	16	17=18+19+20+21				22=23+24+25+26	23	24	25	26
			a) HF/specific fund	b) Article 44 §1 (a) or (b) or (c)			Fund manager	Fund setup	Amounts of OP contributions paid to the fund or set aside in case of guarantees (HF or specific fund)		Structural Funds	National public co-financing	National private co-financing	Management costs and fees					Total number of financial products offered	out of which							
No.	Name of the fund	Operational Programme(s)	Type of FEI		Fund manager	Fund setup	Amounts of OP contributions paid to the fund or set aside in case of guarantees (HF or specific fund)	Structural Funds	National public co-financing	National private co-financing	Management costs and fees	Total number of financial products offered	loans	guarantees	equity / venture capital	other products	OP contributions invested in final recipients	loan	guarantee	equity / venture capital	other product	SF contributions invested in final recipients	loan	guarantee	equity / venture capital	other product	
1	Gründerfonds - "MikroSTARTer"	2007DE051PO003	specific fund	Article 44 §1 (a)	Investitions- und Förderbank Niedersachsen - NBank, Günther-Wagner-Allee 12-16, 30177 Hannover	2013	6.67	5.00	1.67	0.00	0.53	279.00	279.00	0.00	0.00	0.00	6.14	6.14	0.00	0.00	0.00	5.00	5.00	0.00	0.00	0.00	
2	Mikrodarlehensfonds II - ESF Förderperiode 2007-2013, Dresden	2007DE051PO004	specific fund	Article 44 §1 (a)	Sächsische Aufbaubank-Förderbank, Dresden	2009	33.98	25.48	8.49	0.00	4.93	1.990.00	1.990.00	0.00	0.00	0.00	29.05	29.05	0.00	0.00	0.00	21.79	21.79	0.00	0.00	0.00	
3	Mikrokreditfonds Deutschland, Anschrift: Bundesministerium für Arbeit und Soziales, Wilhelmstr. 43, 10117 Berlin	2007DE05UPO001	specific fund	Article 44 §1 (a)	Investitions- und Förderbank Niedersachsen N-Bank, Günther-Wagner-Allee 12-16, 30177 Hannover, Rechtsform: Anstalt des öffentlichen Rechts Gesellschafter: Land Niedersachsen	2009	100.00	57.50	42.50	0.00	24.76	0.00	0.00	0.00	0.00	0.00	100.00	0.00	100.00	0.00	0.00	57.50	57.50	0.00	0.00	0.00	
4	Mikromezzaninfonds Deutschland, Bundesministerium für Wirtschaft und Energie Schützenstr. 34-37 10115 Berlin	2007DE05UPO001	specific fund	Article 44 §1 (a)	Investitions- und Förderbank Niedersachsen N-Bank, Günther-Wagner-Allee 12-16, 30177 Hannover, Rechtsform: Anstalt des öffentlichen Rechts Gesellschafter: Land Niedersachsen	2013	74.48	44.57	29.92	0.00	0.97	0.00	0.00	0.00	0.00	0.00	74.44	0.00	0.00	74.44	0.00	29.90	0.00	0.00	29.90	0.00	
5	Darlehensfonds Thüringen Dynamik, Gorkstr. 9, 99084 Erfurt	2007DE161PO001	specific fund	Article 44 §1 (a)	Thüringer Aufbaubank, Anstalt des öffentlichen Rechts, Sitz Erfurt, AG Jena HRA 102084	2010	134.00	100.50	33.50	0.00	0.00	382.00	382.00	0.00	0.00	0.00	134.78	134.78	0.00	0.00	0.00	101.28	101.28	0.00	0.00	0.00	
6	Darlehensfonds Thüringen Invest, Gorkstr. 9, 99084 Erfurt	2007DE161PO001	specific fund	Article 44 §1 (a)	Thüringer Aufbaubank, Anstalt des öffentlichen Rechts, Sitz Erfurt, AG Jena HR 102084	2008	25.00	18.75	6.25	0.00	0.00	652.00	652.00	0.00	0.00	0.00	25.70	25.70	0.00	0.00	0.00	19.45	19.45	0.00	0.00	0.00	
7	Thüringer Stadtentwicklungsfonds	2007DE161PO001	specific fund	Article 44 §1 (b)	Thüringer Aufbaubank, Anstalt des öffentlichen Rechts, AG Jena HRA 102084	2012	11.38	8.54	2.85	0.00	0.00	4.00	4.00	0.00	0.00	0.00	11.38	11.38	0.00	0.00	0.00	8.54	8.54	0.00	0.00	0.00	
8	BFB Brandenburg Kapital GmbH, Potsdam	2007DE161PO002	specific fund	Article 44 §1 (a)	BC Brandenburg Capital GmbH, Potsdam, 2. Verwalter wegen der Aufstockung um 7,5 Mio. EUR, Investitionsbank des Landes Brandenburg, Anstalt des öffentlichen Rechts, Potsdam (Vertrag vom 20.01.2014)	2009	37.50	28.13	9.38	0.00	4.52	68.00	0.00	0.00	68.00	0.00	33.79	0.00	0.00	33.79	0.00	25.34	0.00	0.00	25.34	0.00	
9	BFB Frühphasenfonds Brandenburg GmbH, Potsdam	2007DE161PO002	specific fund	Article 44 §1 (a)	bmp media investors AG, Berlin (23.03.2010); 2. Verwalter wegen der Aufstockung um 5 Mio. EUR; bmp Beteiligungsmangement AG, Berlin (Vertrag vom 05.09.2014)	2010	25.00	18.75	5.00	1.25	4.72	24.00	0.00	0.00	24.00	0.00	22.81	0.00	0.00	22.81	0.00	17.10	0.00	0.00	17.10	0.00	
10	Brandenburg-Kredit Mezzanine, Potsdam	2007DE161PO002	specific fund	Article 44 §1 (a)	Investitionsbank des Landes Brandenburg, Potsdam	2010	19.68	14.99	4.69	0.00	0.42	21.00	21.00	0.00	0.00	0.00	19.84	19.84	0.00	0.00	0.00	14.88	14.88	0.00	0.00	0.00	

Germany

DE

I. Description and identification of the entities which implement FEIs						II. Amounts of OP contributions paid to FEIs (HF or specific fund)					III. Investments made by FEIs in final recipients															
1	2	3	4		5	6	7=8+9+10			11	12=13+14+15+16				17=18+19+20+21	18				22=23+24+25+26	23	24	25	26		
			a) HF/specific fund	b) Article 44 §1 (a) or (b) or (c)			Fund manager	Fund setup	Amounts of OP contributions paid to the fund or set aside in case of guarantees (HF or specific fund)		Structural Funds	National public co-financing	National private co-financing	Management costs and fees		Total number of financial products offered	out of which								OP contributions invested in final recipients	out of which
No.	Name of the fund	Operational Programme(s)	Type of FEI		Fund manager	Fund setup	Amounts of OP contributions paid to the fund or set aside in case of guarantees (HF or specific fund)	Structural Funds	National public co-financing	National private co-financing	Management costs and fees	Total number of financial products offered	loans	guarantees	equity / venture capital	other products	OP contributions invested in final recipients	loan	guarantee	equity / venture capital	other product	SF contributions invested in final recipients	loan	guarantee	equity / venture capital	other product
11	SEF Stadtentwicklungsfonds, Potsdam	2007DE161PO002	specific fund	Article 44 §1 (b)	Investitionsbank des Landes Brandenburg, Potsdam	2009	16.78	12.58	4.19	0.00	1.36	12.00	12.00	0.00	0.00	0.00	16.78	16.78	0.00	0.00	0.00	12.58	12.58	0.00	0.00	0.00
12	GRW-Ergänzungsdarlehen	2007DE161PO003	specific fund	Article 44 §1 (a)	Landesförderinstitut MV (LF), Werkstr. 213, 19061 Schwerin, unselbstständiger Geschäftsbereich der Norddeutschen Landesbank Girozentrale (NORD/LB)	2008	20.00	20.00	0.00	0.00	0.31	15.00	15.00	0.00	0.00	0.00	18.20	18.20	0.00	0.00	0.00	18.20	18.20	0.00	0.00	0.00
13	Klimaschutz-Darlehensfonds	2007DE161PO003	specific fund	Article 44 §1 (c)	Landesförderinstitut Mecklenburg-Vorpommern (LF), Werkstraße 213 19061 Schwerin unselbstständiger Geschäftsbereich der Norddeutschen Landesbank Girozentrale (NORD/LB)	2013	5.90	5.90	0.00	0.00	0.32	4.00	4.00	0.00	0.00	0.00	5.51	5.51	0.00	0.00	0.00	5.51	5.51	0.00	0.00	0.00
14	KMU-Darlehensfonds	2007DE161PO003	specific fund	Article 44 §1 (a)	Landesförderinstitut Mecklenburg-Vorpommern (LF), Werkstraße 213 19061 Schwerin, unselbstständiger Geschäftsbereich der Norddeutschen Landesbank Girozentrale (NORD/LB)	2008	17.35	17.35	0.00	0.00	2.05	137.00	137.00	0.00	0.00	0.00	15.00	15.00	0.00	0.00	0.00	15.00	15.00	0.00	0.00	0.00
15	Darlehensfonds zur Verbesserung der regionalen Wirtschaftsstruktur, Dresden	2007DE161PO004	specific fund	Article 44 §1 (a)	Sächsische Aufbaubank - Förderbank -, Anstalt des öffentlichen Rechts, Dresden	2009	30.00	20.00	10.00	0.00	0.46	64.00	64.00	0.00	0.00	0.00	29.82	29.82	0.00	0.00	0.00	29.82	29.82	0.00	0.00	0.00
16	Stadtentwicklungsfonds Sachsen, Dresden	2007DE161PO004	specific fund	Article 44 §1 (b)	Sächsische Aufbaubank - Förderbank -, Anstalt des öffentlichen Rechts, Dresden	2012	3.68	2.78	0.90	0.00	0.08	1.00	1.00	0.00	0.00	0.00	3.60	3.60	0.00	0.00	0.00	2.70	2.70	0.00	0.00	0.00
17	Technologiegründerfonds Sachsen	2007DE161PO004	specific fund	Article 44 §1 (a)	Technologiegründerfonds Sachsen Management GmbH & Co KG, Dittrichring 2, 04109 Leipzig	2008	47.37	35.53	9.47	2.37	8.30	41.00	0.00	0.00	41.00	0.00	43.91	0.00	0.00	43.91	0.00	39.07	0.00	0.00	39.07	0.00
18	Beteiligungsfonds Niedersachsen (Konvergenzgebiet)	2007DE161PO006	specific fund	Article 44 §1 (a)	Mittelständische Beteiligungsgesellschaft Niedersachsen mbH Hildesheimerstr. 6 30169 Hannover	2009	16.00	12.00	4.00	0.00	4.71	28.00	0.00	0.00	28.00	0.00	11.94	0.00	0.00	11.94	0.00	8.95	0.00	0.00	8.95	0.00
19	KMU-Darlehensfonds Sachsen-Anhalt	2007DE161PO007	specific fund	Article 44 §1 (a)	Investitionsbank Sachsen-Anhalt, Domplatz 12, 39104 Magdeburg	2008	321.79	236.52	85.28	0.00	36.04	1,359.00	1,359.00	0.00	0.00	0.00	313.31	313.31	0.00	0.00	0.00	230.28	230.28	0.00	0.00	0.00
20	Risikokapitalfonds II	2007DE161PO007	specific fund	Article 44 §1 (a)	IBG Beteiligungsgesellschaft Sachsen-Anhalt mbH, c/o omp Beteiligungsmangement AG, Kantstr. 5, 39104 Magdeburg	2008	71.33	49.57	21.76	0.00	4.22	167.00	0.00	0.00	167.00	0.00	71.33	0.00	0.00	71.33	0.00	49.57	0.00	0.00	49.57	0.00
21	SEED-Darlehensfonds (Initiativen im Rahmen der Existenzgründungsinitiative)	2007DE161PO007	specific fund	Article 44 §1 (a)	Investitionsbank Sachsen-Anhalt, Domplatz 12, 39104 Magdeburg	2008	10.00	10.00	0.00	0.00	1.13	110.00	110.00	0.00	0.00	0.00	10.00	10.00	0.00	0.00	0.00	10.00	10.00	0.00	0.00	0.00

Germany

DE

I. Description and identification of the entities which implement FEIs						II. Amounts of OP contributions paid to FEIs (HF or specific fund)					III. Investments made by FEIs in final recipients															
1	2	3	4		5	6	7=8+9+10	8	9	10	11	12=13+14+15+16	13	14	15	16	17=18+19+20+21	18	19	20	21	22=23+24+25+26	23	24	25	26
No.	Name of the fund	Operational Programme(s)	Type of FEI		Fund manager	Fund setup	Amounts of OP contributions paid to the fund or set aside in case of guarantees (HF or specific fund)	out of which			Management costs and fees	Total number of financial products offered	out of which				OP contributions invested in final recipients	out of which				SF contributions invested in final recipients	out of which			
			a) HF/specific fund	b) Article 44 §1 (a) or (b) or (c)				Structural Funds	National public co-financing	National private co-financing			loans	guarantees	equity / venture capital	other products		loan	guarantee	equity / venture capital	other product		loan	guarantee	equity / venture capital	other product
22	BayBG Bayerische Beteiligungsgesellschaft mbH, München	2007DE162PO001	specific fund	Article 44 §1 (a)	BayBG Bayerische Beteiligungsgesellschaft mbH, München	2007	16.00	8.00	0.00	8.00	1.84	33.00	0.00	0.00	33.00	0.00	15.62	0.00	0.00	15.62	0.00	7.81	0.00	0.00	7.81	0.00
23	Clusterfonds EFRE Bayern GmbH & Co. KG, Landshut	2007DE162PO001	specific fund	Article 44 §1 (a)	Bayern Kapital GmbH, Landshut	2009	12.22	6.11	6.11	0.00	0.80	31.00	0.00	0.00	31.00	0.00	11.42	0.00	0.00	11.42	0.00	5.71	0.00	0.00	5.71	0.00
24	LIA Darlehensfonds Investivkredit 100 Pro, München	2007DE162PO001	specific fund	Article 44 §1 (a)	LIA Förderbank Bayern, München	2010	60.00	30.00	30.00	0.00	0.34	556.00	556.00	0.00	0.00	0.00	60.00	60.00	0.00	0.00	0.00	30.00	30.00	0.00	0.00	0.00
25	S-Relit EFRE Fonds Bayern GmbH, Regensburg	2007DE162PO001	specific fund	Article 44 §1 (a)	S-Relit AG, Regensburg	2007	14.00	7.00	0.00	7.00	2.28	54.00	0.00	0.00	54.00	0.00	12.66	0.00	0.00	12.66	0.00	6.33	0.00	0.00	6.33	0.00
26	EFRE-Risikokapitalfonds Schleswig-Holstein II	2007DE162PO003	specific fund	Article 44 §1 (a)	Investitionsbank Schleswig-Holstein, Kiel	2007	48.00	21.00	17.40	9.60	0.00	271.00	263.00	0.00	8.00	0.00	48.00	47.78	0.00	0.22	0.00	21.00	20.91	0.00	0.09	0.00
27	EFRE-Seed- und Start-up-Fonds Schleswig-Holstein	2007DE162PO003	specific fund	Article 44 §1 (a)	Investitionsbank Schleswig-Holstein, Kiel	2011	6.00	3.00	2.25	0.75	0.00	57.00	55.00	0.00	2.00	0.00	6.00	5.99	0.00	0.01	0.00	3.00	2.99	0.00	62.00	0.00
28	Berlin Kapital, Berlin	2007DE162PO004	specific fund	Article 44 §1 (a)	Investitionsbank Berlin (IBB), Berlin	2009	3.20	1.60	1.60	0.00	0.89	0.00	0.00	0.00	0.00	0.00	3.35	0.00	0.00	3.35	0.00	1.67	0.00	0.00	1.67	0.00
29	Berlin Mazzanine Fonds, Berlin	2007DE162PO004	specific fund	Article 44 §1 (a)	Investitionsbank Berlin (IBB), Berlin	2011	5.00	2.50	2.50	0.00	0.43	0.00	0.00	0.00	0.00	0.00	5.00	5.00	0.00	0.00	0.00	2.50	2.50	0.00	0.00	0.00
30	KMU-Fonds, Berlin	2007DE162PO004	specific fund	Article 44 §1 (a)	Investitionsbank Berlin (IBB), Berlin	2008	135.65	67.83	67.83	0.00	13.08	0.00	0.00	0.00	0.00	0.00	122.57	122.57	0.00	0.00	0.00	61.29	61.29	0.00	0.00	0.00
31	VC Fonds Kreativwirtschaft, Berlin	2007DE162PO004	specific fund	Article 44 §1 (a)	IBB Beteiligungsgesellschaft mbH (100 % subsidiary of Investitionsbank Berlin), Berlin	2007	32.00	16.00	16.00	0.00	4.91	0.00	0.00	0.00	0.00	0.00	29.87	0.00	0.00	29.87	0.00	14.93	0.00	0.00	14.93	0.00
32	VC Fonds Technologie, Berlin	2007DE162PO004	specific fund	Article 44 §1 (a)	IBB Beteiligungsgesellschaft mbH (100 % subsidiary of Investitionsbank Berlin), Berlin	2007	47.00	23.50	23.50	0.00	6.45	0.00	0.00	0.00	0.00	0.00	45.52	0.00	0.00	45.52	0.00	22.76	0.00	0.00	22.76	0.00
33	Hessen Kapital I GmbH, Frankfurt a.M.	2007DE162PO005	specific fund	Article 44 §1 (a)	BMH Beteiligungs- und Managementgesellschaft Hessen mbH, Frankfurt a.M.	2007	38.55	19.27	19.27	0.00	2.61	63.00	0.00	0.00	63.00	0.00	34.34	0.00	0.00	34.34	0.00	17.17	0.00	0.00	17.17	0.00
34	JESSICA-Stadtentwicklungs-fonds Hessen	2007DE162PO005	specific fund	Article 44 §1 (b)	Wirtschafts- und Infrastrukturbank Hessen: rechtlich unselbständige Anstalt des öffentlichen Rechts in der Landesbank Hessen-Thüringen Girozentrale (Helab), Offenbach a. M.	2011	9.91	4.96	4.96	0.00	0.00	13.00	13.00	0.00	0.00	0.00	9.91	9.91	0.00	0.00	0.00	4.96	4.96	0.00	0.00	0.00
35	Kapital für Kleinunternehmen-innovation plus, Offenbach a. M.	2007DE162PO005	specific fund	Article 44 §1 (a)	Wirtschafts- und Infrastrukturbank Hessen: rechtlich unselbständige Anstalt des öffentlichen Rechts in der Landesbank Hessen-Thüringen Girozentrale (Helab), Offenbach a. M.	2011	1.09	0.54	0.54	0.00	0.00	7.00	7.00	0.00	0.00	0.00	1.09	1.09	0.00	0.00	0.00	0.54	0.54	0.00	0.00	0.00
36	Mittelhessenfonds GmbH, Frankfurt a. M.	2007DE162PO005	specific fund	Article 44 §1 (a)	BMH Beteiligungs- und Managementgesellschaft Hessen mbH, Frankfurt a. M.	2008	8.50	4.25	4.25	0.00	0.55	13.00	0.00	0.00	13.00	0.00	7.95	0.00	0.00	7.95	0.00	3.98	0.00	0.00	3.98	0.00

Germany

DE

I. Description and identification of the entities which implement FEIs						II. Amounts of OP contributions paid to FEIs (HF or specific fund)					III. Investments made by FEIs in final recipients																								
1	2	3	4		5	6	7=8+9+10	8	9	10	11	12=13+14+15+16				13	14	15	16	17=18+19+20+21				18	19	20	21	22=23+24+25+26				23	24	25	26
No.	Name of the fund	Operational Programme(s)	Type of FEI		Fund manager	Fund setup	Amounts of OP contributions paid to the fund or set aside in case of guarantees (HF or specific fund)	out of which			Management costs and fees	Total number of financial products offered	out of which				OP contributions invested in final recipients	out of which				SF contributions invested in final recipients	out of which												
			a) HF/specific fund	b) Article 44 §1 (a) or (b) or (c)				Structural Funds	National public co-financing	National private co-financing			loans	guarantees	equity / venture capital	other products		loan	guarantee	equity / venture capital	other product		loan	guarantee	equity / venture capital	other product									
37	NRW/EU Investitionskapital	2007DE162PO007	specific fund	Article 44 §1 (a)	NRW.Bank, Kavalleriestr. 22, 40213 Düsseldorf	2007	60.80	30.40	30.40	0.00	1.53	150.00	150.00	0.00	0.00	0.00	60.80	60.80	0.00	0.00	0.00	30.40	30.40	0.00	0.00	0.00	30.40	30.40	0.00	0.00	0.00	0.00			
38	NRW/EU KWK-Investitionskredit	2007DE162PO007	specific fund	Article 44 §1 (a)	NRW.BANK, Kavalleriestr. 22, 40213 Düsseldorf	2012	31.48	15.34	16.14	0.00	0.08	33.00	33.00	0.00	0.00	0.00	31.48	31.48	0.00	0.00	0.00	15.34	15.34	0.00	0.00	0.00	15.34	15.34	0.00	0.00	0.00	0.00			
39	NRW/EU Mikrodarlehen	2007DE162PO007	specific fund	Article 44 §1 (a)	NRW.Bank, Kavalleriestr. 22, 40231 Düsseldorf	2008	14.50	7.25	7.25	0.00	2.23	637.00	637.00	0.00	0.00	0.00	12.58	12.58	0.00	0.00	0.00	6.29	6.29	0.00	0.00	0.00	6.29	6.29	0.00	0.00	0.00	0.00			
40	Beteiligungsfonds Wirtschaftsförderung Mannheim GmbH	2007DE162PO008	specific fund	Article 44 §1 (a)	Rittershaus Management und Beteiligungs GmbH Mannheim	2011	1.65	0.83	0.83	0.00	0.23	8.00	0.00	0.00	8.00	0.00	1.42	0.00	0.00	1.42	0.00	0.71	0.00	0.00	0.00	0.71	0.00	0.00	0.71	0.00	0.00	0.00			
41	Innovationsstarter Fonds Hamburg GmbH, Hamburg	2007DE162PO009	specific fund	Article 44 §1 (a)	IFB Innovationsstarter GmbH, (former Innovationsstarter Hamburg GmbH), Hamburg	2011	13.40	6.70	6.70	0.00	1.82	43.00	19.00	0.00	24.00	0.00	11.72	8.04	0.00	3.68	0.00	5.86	4.02	0.00	1.84	0.00	5.86	4.02	0.00	1.84	0.00	0.00			
42	Beteiligungsfonds Niedersachsen (RWB-Gebiet)	2007DE162PO010	specific fund	Article 44 §1 (a)	Mittelständische Beteiligungsgesellschaft Niedersachsen mbH, Hannover	2009	38.20	19.10	19.10	0.00	5.45	58.00	0.00	0.00	58.00	0.00	33.00	0.00	0.00	33.00	0.00	16.00	0.00	0.00	0.00	16.00	0.00	0.00	16.00	0.00	0.00	0.00			
43	Regionalfonds Hannover Beteiligungsfonds	2007DE162PO010	specific fund	Article 44 §1 (a)	Enjoy Venture Management GmbH, Vahrenwalder Straße 7 30165 Hannover	2009	24.90	12.90	12.00	0.00	3.70	42.00	0.00	0.00	42.00	0.00	22.64	0.00	0.00	22.64	0.00	11.32	0.00	0.00	0.00	11.32	0.00	0.00	11.32	0.00	0.00	0.00			
44	Innovationsfonds Rheinland-Platz, Mainz	2007DE162PO011	specific fund	Article 44 §1 (a)	Wagnisfinanzierungsgesellschaft für Technologieförderung in Rheinland-Platz mbH (WFT), Holzhofstraße 4, 55116 Mainz	2008	28.66	14.33	14.33	0.00	1.49	196.00	0.00	0.00	196.00	0.00	27.51	0.00	0.00	27.51	0.00	13.76	0.00	0.00	0.00	13.76	0.00	0.00	13.76	0.00	0.00	0.00			

TOTAL OP contributions provided	from MA to HFs																																
	from HFs to specific funds																																
	from MA directly to specific funds	1,678.60	1,066.84	582.79	28.97	150.52	7,623.00	6,763.00	0.00	860.00	0.00	1,578.80	1,004.36	100.00	474.44	0.00	1,009.82	674.29	57.50	278.03	0.00												

Denmark						DK					II. Investments made by FEIs in final recipients																				
I. Description and identification of the entities which implement FEIs						II. Amounts of OP contributions paid to FEIs (HF or specific fund)																									
1	2	3	4		5	6	7=8+9+10	8	9	10	11	12=13+14+15+16	13	14	15	16	17=18+19+20+21	18	19	20	21	22=23+24+25+26	23	24	25	26					
			a) HF/specific fund	b) Article 44 §1 (a) or (b) or (c)																							Fund manager	Fund setup	Amounts of OP contributions paid to the fund or set aside in case of guarantees (HF or specific fund)	out of which	
No.	Name of the fund	Operational Programme(s)	Type of FEI		Fund manager	Fund setup	Amounts of OP contributions paid to the fund or set aside in case of guarantees (HF or specific fund)	Structural Funds	National public co-financing	National private co-financing	Management costs and fees	Total number of financial products offered	loans	guarantees	equity / venture capital	other products	OP contributions invested in final recipients	loan	guarantee	equity / venture capital	other product	SF contributions invested in final recipients	loan	guarantee	equity / venture capital	other product					
1	"Fonden CAT Invest Zealand CIZ 'B' CAT Innovation A/S, Universitetsparken 7, DK-4000 Roskilde	2007DK052PO001	specific fund	Article 44 §1 (a)	CAT Forsknings- og Teknologipark A/S, Universitetsparken 7, DK-4000 Roskilde	2013	6.04	2.94		3.09	0.09	18.00	9.00	0.00	9.00	0.00	5.95	3.16	0.00	2.78	0.00	2.85	1.55	0.00	1.30	0.00					
2	Midtysk Vækstfondeinvest, c/o Væksthus Midtjylland, Åbøgade 15, 8200 Århus N	2007DK052PO001	specific fund	Article 44 §1 (a)	Nupark Accelerace Management A/S, København	2011	19.33	8.52	0.45	10.36	1.52	36.00	24.00	0.00	12.00	0.00	17.80	13.82	0.00	3.99	0.00	7.91	6.14	0.00	1.77	0.00					
3	Syddansk Lånefond til Yderområderne, Vestergade 26, 6500 Vejens	2007DK052PO001	specific fund	Article 44 §1 (a)	Accelerace Management, Vestergade 26, 6500 Vejens	2011	5.47	2.69	0.44	2.34	0.76	9.00	9.00	0.00	0.00	0.00	4.71	4.71	0.00	0.00	0.00	2.36	2.36	0.00	0.00	0.00					
4	Welfare Tech Invest, Vestergade 26, 6500 Vejens	2007DK052PO001	specific fund	Article 44 §1 (a)	Accelerace Management, Vestergade 26, 6500 Vejens	2011	16.33	8.16	3.10	5.07	2.09	54.00	36.00	0.00	18.00	0.00	14.24	7.23	0.00	7.01	0.00	7.12	3.94	0.00	3.17	0.00					
5	Accelerace Invest, Fruebjergvej 3, 2100 København Ø	2007DK162PO001	specific fund	Article 44 §1 (c)	Accelerace Management, Fruebjergvej 3, København	2009	11.01	3.39	0.00	7.62	0.00	54.00	48.00	0.00	6.00	0.00	10.40	7.80	0.00	2.60	0.00	3.15	2.90	0.00	0.26	0.00					
6	"Fonden CAT Invest Zealand" Cat Innovation A/S, Universitetsparken 7, DK-4000 Roskilde.	2007DK162PO001	specific fund	Article 44 §1 (c)	CAT Forsknings- og Teknologipark A/S, Universitetsparken 7, DK-4000 Roskilde	2010	9.08	4.04	5.05	0.00	0.81	26.00	12.00	0.00	14.00	0.00	8.26	2.48	0.00	5.78	0.00	3.67	1.10	0.00	2.57	0.00					
7	"Fonden CAT Invest Zealand CIZ 2A" CAT Innovation A/S, Universitetsparken 7, DK-4000 Roskilde	2007DK162PO001	specific fund	Article 44 §1 (a)	CAT Forsknings- og Teknologipark A/S, Universitetsparken 7, DK-4000 Roskilde	2013	10.33	4.53	0.00	5.80	0.17	26.00	12.00	0.00	14.00	0.00	10.16	4.18	0.00	5.97	0.00	4.36	2.52	0.00	1.84	0.00					
8	"Nordysk Lånefond, Niels James Vej 10, 9220 Aalborg Øst"	2007DK162PO001	specific fund	Article 44 §1 (a)	"Liva Consult Aps, Niels James Vej 10, 9220 Aalborg Øst"	2009	9.87	4.53	5.34	0.00	1.01	55.00	55.00	0.00	0.00	0.00	9.17	9.17	0.00	0.00	0.00	4.65	4.65	0.00	0.00	0.00					
9	"VF Kapital" Væksthus Sjælland, Marienbergvej 132, 4760 Vordingborg	2007DK162PO001	specific fund	Article 44 §1 (a)	Væksthus Sjælland, Marienbergvej 132, 4760 Vordingborg	2013	0.55	0.27	0.00	0.27	0.01	8.00	8.00	0.00	0.00	0.00	0.54	0.54	0.00	0.00	0.00	0.27	0.27	0.00	0.00	0.00					
TOTAL OP contributions provided						from MA to HF's																									
						from HF's to specific funds																									
						from MA directly to specific funds	88.00	39.09	14.37	34.55	6.48	286.00	213.00	0.00	73.00	0.00	81.22	53.08	0.00	28.15	0.00	36.35	25.42	0.00	10.92	0.00					

Estonia

EE

I. Description and identification of the entities which implement FEIs						II. Amounts of OP contributions paid to FEIs (HF or specific fund)						III. Investments made by FEIs in final recipients														
1	2	3	4		5	6	7=8+9+10	8	9	10	11	12=13+14+15+16	13	14	15	16	17=18+19+20+21	18	19	20	21	22=23+24+25+26	23	24	25	26
No.	Name of the fund	Operational Programme(s)	Type of FEI		Fund manager	Fund set-up	Amounts of OP contributions paid to the fund or set aside in case of guarantees (HF or specific fund)	out of which			Management costs and fees	Total number of financial products offered	out of which				OP contributions invested in final recipients	out of which				SF contributions invested in final recipients	out of which			
			a) HF/specific fund	b) Article 44, §1 (a) or (b) or (c)				Structural Funds	National public co-financing	National private co-financing			loans	guarantees	equity / venture capital	other products		loan	guarantee	equity / venture capital	other product		loan	guarantee	equity / venture capital	other product
1	Programme "Start-up and micro loan guarantees", Estonia (Stardi- ja mikrolaenu kaendusprogramm)	2007EE051PO001	specific fund	Article 44 §1 (a)	Foundation KredEx, Estonia	2008	6.01	6.01	0.00	0.00	0.00	403.00	0.00	403.00	0.00	0.00	6.01	0.00	6.01	0.00	0.00	6.01	0.00	6.01	0.00	0.00
2	Programme "Export credit insurance", Estonia	2007EE161PO001	specific fund	Article 44 §1 (a)	Foundation KredEx, Estonia; partner KredEx Credit Insurance Ltd	2010	12.78	12.78	0.00	0.00	0.00	15,685,486.00	0.00	0.00	0.00	15,685,486.00	12.78	0.00	0.00	0.00	12.78	12.78	0.00	0.00	0.00	12.78
3	Programme "Loan guarantees and capital loans", Estonia	2007EE161PO001	specific fund	Article 44 §1 (a)	Foundation KredEx, Estonia Hobujaama 4, 10151 Tallinn	2008	28.08	27.93	0.15	0.00	0.00	271.00	16.00	255.00	0.00	0.00	28.08	6.67	21.41	0.00	0.00	27.93	6.67	21.26	0.00	0.00
4	Programme "Renovation loan for apartment buildings", Estonia	2007EE161PO002	specific fund	Article 44 §1 (c)	Foundation KredEx, Estonia, Hobujaama 4, 10151 Tallinn	2008	66.71	17.74	48.97	0.00	0.00	639.00	639.00	0.00	0.00	0.00	71.05	71.05	0.00	0.00	0.00	17.74	17.74	0.00	0.00	0.00
5	Programme "Subordinated loan", Estonia	2007EE161PO001	specific fund	Article 44 §1 (a)	Foundation KredEx, Estonia, Hobujaama 4, 10151 Tallinn	2011	17.34	17.34	0.00	0.00	0.00	50.00	50.00	0.00	0.00	0.00	10.14	10.14	0.00	0.00	0.00	10.14	10.14	0.00	0.00	0.00
6	Temporary support programme to improve loan capital availability for enterprises, Estonia	2007EE161PO001	specific fund	Article 44 §1 (a)	Foundation KredEx, Estonia, Hobujaama 4, 10151 Tallinn	2011	69.07	42.86	26.20	0.00	0.00	157.00	157.00	0.00	0.00	0.00	69.07	69.07	0.00	0.00	0.00	42.86	42.86	0.00	0.00	0.00

TOTAL OP contributions provided	from MA to HF's																									
	from HF's to specific funds																									
	from MA directly to specific funds	200.00	124.67	75.33	0.00	0.00	15,687,006.00	862.00	658.00	0.00	15,685,486.00	197.13	156.92	27.43	0.00	12.78	117.46	77.41	27.27	0.00	12.78					

Greece						GR						II. Investments made by FEIs in final recipients																		
I. Description and identification of the entities which implement FEIs						II. Amounts of OP contributions paid to FEIs (HF or specific fund)																								
1	2	3	4		5	6	7=8+9+10	8	9	10	11	12=13+14+15+16	13	14	15	16	17=18+19+20+21	18	19	20	21	22=23+24+25+26	23	24	25	26				
			Type of FEI	Fund manager																							Fund setup	Amounts of OP contributions paid to the fund or set aside in case of guarantees (HF or specific fund)	out of which	Management costs and fees
No.	Name of the fund	Operational Programme(s)	a) HF/specific fund	b) Article 44 §1 (a) or (b) or (c)	Fund manager	Fund setup	Structural Funds	National public co-financing	National private co-financing	Management costs and fees	Total number of financial products offered	loans	guarantees	equity / venture capital	other products	OP contributions invested in final recipients	loan	guarantee	equity / venture capital	other product	SF contributions invested in final recipients	loan	guarantee	equity / venture capital	other product					
1	ENERGY SAVINGS IN EXISTING HOUSING, ATHENS	2007GR161PO001	HF	-	National Entrepreneurship and Development Fund (ETEAN SA), GREECE, ATHENS	2010	35.00	35.00	0.00	0.00	3.32																			
		2007GR161PO005					15.00	15.00	0.00	0.00	1.22																			
		2007GR161PO006					14.00	14.00	0.00	0.00	1.28																			
		2007GR161PO008					28.50	28.50	0.00	0.00	2.32																			
		2007GR16UPO001					7.00	7.00	0.00	0.00	0.52																			
		2007GR16UPO002					1.50	1.50	0.00	0.00	0.10																			
1.1	1st Instrument of Energy Saving in existing housing	2007GR161PO006	specific fund	Article 44 §1 (c)	-National Bank of Greece, Greece -Alpha Bank, Greece -Eurobank, Greece -Piraeus Bank, Greece	2010	12.57	12.57	0.00	0.00	0.00	7,537.00	7,537.00			0.00	12.57	9.95		2.62	12.57	9.95				2.62				
		2010				25.53	25.53	0.00	0.00	0.00	9,340.00	9,340.00			0.00	19.91	14.32		5.59	19.91	14.32				5.59					
		2010				5.72	5.72	0.00	0.00	0.00	3,053.00	3,053.00			0.00	5.72	4.50		1.22	5.72	4.50		1.22				1.22			
		2010				1.17	1.17	0.00	0.00	0.00	580.00	580.00			0.00	1.17	0.91		0.26	1.17	0.91		0.26					0.26		
		2010				34.53	34.53	0.00	0.00	0.00	20,141.00	20,141.00			0.00	34.53	27.43		7.10	34.53	27.43		7.10						7.10	
		2010				14.84	14.84	0.00	0.00	0.00	6,607.00	6,607.00			0.00	14.84	11.39		3.46	14.84	11.39		3.46						3.46	
2	ENTREPRENEURSHIP FUND (TEPIX) (ATHENS)	2007GR161PO001	HF	-	National Entrepreneurship and Development Fund (ETEAN SA), GREECE, ATHENS	2010	132.71	132.71	0.00	0.00	1.72																			
		2010				132.04	132.04	0.00	0.00	0.98																				
		2010				71.95	71.95	0.00	0.00	483.00																				
		2010				15.14	15.14	0.00	0.00	0.13																				
		2010				20.16	20.16	0.00	0.00	0.41																				
2.1	Action A - GENERAL ENTREPRENEURSHIP	2007GR161PO006	specific fund	Article 44 §1 (a)	ALPHABANK- GREECE	2011	0.00	0.00	0.00	0.00	0.00	0.00	0.00			0.00	0.00			0.00	0.00									
		2011				0.00	0.00	0.00	0.00	0.00	0.00	0.00			0.00	0.00			0.00	0.00										
		2011				0.00	0.00	0.00	0.00	0.00	0.00	0.00			0.00	0.00			0.00	0.00			0.00	0.00						
		2011				0.00	0.00	0.00	0.00	0.00	0.00	0.00			0.00	0.00			0.00	0.00			0.00	0.00						
2.2	Action C - YOUTH ENTREPRENEURSHIP	2007GR161PO006	specific fund	Article 44 §1 (a)	NATIONAL BANK OF GREECE- GREECE	2011	0.00	0.00	0.00	0.00	0.00	0.00	0.00			0.00	0.00			0.00	0.00									
		2011				0.00	0.00	0.00	0.00	0.00	0.00	0.00			0.00	0.00			0.00	0.00			0.00	0.00						
		2011				0.00	0.00	0.00	0.00	0.00	0.00	0.00			0.00	0.00			0.00	0.00			0.00	0.00						
		2011				0.00	0.00	0.00	0.00	0.00	0.00	0.00			0.00	0.00			0.00	0.00			0.00	0.00						
2.3	Action D - OUTTURN COMPETITIVENESS OF ENTREPRISES	2007GR161PO001	specific fund	Article 44 §1 (a)	EUROBANK- GREECE	2011	6.67	6.67	0.00	0.00	0.00	37.00	37.00			6.67	6.67			6.67	6.67									
		24.36					24.36	0.00	0.00	0.00	122.00	122.00			24.36	24.36			24.36	24.36			24.36	24.36						
		8.00					8.00	0.00	0.00	0.00	41.00	41.00			8.00	8.00			8.00	8.00			8.00	8.00						
		1.53					1.53	0.00	0.00	0.00	9.00	9.00			1.53	1.53			1.53	1.53			1.53	1.53						
		1.58					1.58	0.00	0.00	0.00	10.00	10.00			1.58	1.58			1.58	1.58			1.58	1.58						
2.4	1st call - Actions A-C-F (Generic, Youth, Innovative Entrepreneurship)-not activated	2007GR161PO001	specific fund	Article 44 §1 (a)	ALPHABANK, NATIONAL BANK OF GREECE, PIREAUS BANK		0.00	0.00	0.00	0.00																				

Greece						GR						II. Investments made by FEIs in final recipients																			
I. Description and identification of the entities which implement FEIs						II. Amounts of OP contributions paid to FEIs (HF or specific fund)						III. Investments made by FEIs in final recipients																			
1	2	3	4		5	6	7=8+9+10	8	9	10	11	12=13+14+15+16	13	14	15	16	17=18+19+20+21	18	19	20	21	22=23+24+25+26	23	24	25	26					
			Type of FEI	Fund manager																							Fund set-up	Amounts of OP contributions paid to the fund or set aside in case of guarantees (HF or specific fund)	out of which	Management costs and fees	Total number of financial products offered
No.	Name of the fund	Operational Programme(s)	a) HF/specific fund	b) Article 44 §1 (a) or (b) or (c)	Fund manager	Fund set-up	Amounts of OP contributions paid to the fund or set aside in case of guarantees (HF or specific fund)	Structural Funds	National public co-financing	National private co-financing	Management costs and fees	Total number of financial products offered	loans	guarantees	equity / venture capital	other products	OP contributions invested in final recipients	loan	guarantee	equity / venture capital	other product	SF contributions invested in final recipients	loan	guarantee	equity / venture capital	other product					
2.5	Action E - THEME TOURISM, DISALINATION, WASTE MANAGEMENT, GREEN INFRASTRUCTURE, GREEN IMPLEMENTATIONS, RES	2007GR161PO001	specific fund	Article 44 §1 (a)	NATIONAL BANK OF GREECE	2011	14.57	14.57	0.00	0.00	0.00	236.00	236.00					14.57	14.57				14.57	14.57							
		2007GR161PO006					2.37	2.37	0.00	0.00	0.00	24.00	24.00								2.37	2.37				2.37	2.37				
		2007GR161PO008					4.15	4.15	0.00	0.00	0.00	64.00	64.00									4.15	4.15				4.15	4.15			
		2007GR16UPO001					1.64	1.64	0.00	0.00	0.00	24.00	24.00									1.64	1.64				1.64	1.64			
		2007GR16UPO002					0.60	0.60	0.00	0.00	0.00	13.00	13.00									0.60	0.60				0.60	0.60			
2.6	Action F - INNOVATIVE ENTREPRENEURSHIP, SUPPLY CHAIN, FOOD, DRINKS	2007GR161PO006	specific fund	Article 44 §1 (a)	PIREAEUS BANK- GREECE	2011	0.00	0.00	0.00	0.00	0.00	0.00	0.00					0.00	0.00				0.00	0.00							
		2007GR161PO008					0.00	0.00	0.00	0.00	0.00	0.00									0.00	0.00				0.00	0.00				
		2007GR16UPO001					0.00	0.00	0.00	0.00	0.00	0.00										0.00	0.00				0.00	0.00			
		2007GR16UPO002					0.00	0.00	0.00	0.00	0.00	0.00										0.00	0.00				0.00	0.00			
2.7	ACTION H: ISLAND FUND	2007GR161PO001	specific fund	Article 44 §1 (a)	1. NATIONAL BANK OF GREECE 2. PANCRETIAN BANK 3. BANK OF CHANIA 4. PIREAEUS BANK	2013	23.26	23.26	0.00	0.00	0.00	1,148.00	1,148.00					23.26	23.26				23.26	23.26							
		2007GR161PO006					0.24	0.24	0.00	0.00	0.00	14.00	14.00								0.25	0.25				0.25	0.25				
		2007GR16UPO001					0.58	0.58	0.00	0.00	0.00	29.00	29.00									0.58	0.58				0.58	0.58			
		2007GR16UPO002					8.40	8.40	0.00	0.00	0.00	363.00	363.00									8.40	8.40				8.40	8.40			
2.8	ACTION IA- GUARANTEE FUND	2007GR161PO001	specific fund	Article 44 §1 (a)	1. EUROBANK 2. ALPHA BANK 3. PANCRETIAN BANK 4. BANK OF THESSALY	2013	3.15	3.15	0.00	0.00	0.00	299.00		299.00				3.15		3.15			3.15		3.15						
		2007GR161PO006					17.21	17.21	0.00	0.00	0.00	610.00		610.00							17.21		17.21			17.21		17.21			
		2007GR161PO008					7.13	7.13	0.00	0.00	0.00	223.00		223.00								7.13		7.13			7.13		7.13		
		2007GR16UPO001					0.69	0.69	0.00	0.00	0.00	40.00		40.00								0.69		0.69			0.69		0.69		
		2007GR16UPO002					1.06	1.06	0.00	0.00	0.00	33.00		33.00								1.06		1.06			1.06		1.06		
2.9	ACTION Z: BUSINESS RESTART	2007GR161PO001	specific fund	Article 44 §1 (a)	1.ALPHA BANK(EMPORIKI BANK)/2.EUROBANK(NewT T Hellenic Postbank/New Proton Bank)/3.NATIONAL BANK OF GREECE/(PROBANK)/4.PIR EAEUS BANK(BANK OF CYPRUS)/5.ATTICA BANK/6.PANCRETIAN BANK/7.BANK OF THESSALY/8.BANK OF KARDITSAS/9.BANK OF CHANIA/10.BANK OF EPIRUS	2013	83.33	83.33	0.00	0.00	0.00	1,671.00	1,671.00					83.33	83.33				83.33	83.33							
		2007GR161PO006					87.87	87.87	0.00	0.00	0.00	1,615.00	1,615.00								87.87	87.87				87.87	87.87				
		2007GR161PO008					48.23	48.23	0.00	0.00	0.00	919.00	919.00									48.14	48.14				48.14	48.14			
		2007GR16UPO001					10.64	10.64	0.00	0.00	0.00	211.00	211.00									10.64	10.64				10.64	10.64			
		2007GR16UPO002					7.68	7.68	0.00	0.00	0.00	157.00	157.00									7.68	7.68				7.68	7.68			
3	JER001 -JEREMIE HOLDING FUND, GREECE	2007GR161PO001	HF	-	European Investment Fund	2007	50.00	50.00	0.00	0.00	4.20																				
		2007GR161PO002					17.50	17.50	0.00	0.00	3.72																				
		2007GR161PO006					70.50	70.50			4.67																				
		2007GR161PO008					42.23	42.23	0.00	0.00	3.11																				
		2007GR16UPO001					10.96	10.96	0.00	0.00	0.79																				
		2007GR16UPO002					4.00	4.00	0.00	0.00	0.27																				

Greece						GR																				
I. Description and identification of the entities which implement FEIs						II. Amounts of OP contributions paid to FEIs (HF or specific fund)					III. Investments made by FEIs in final recipients															
1	2	3	4		5	6	7=8+9+10	8	9	10	11	12=13+14+15+16	13	14	15	16	17=18+19+20+21	18	19	20	21	22=23+24+25+26	23	24	25	26
			Type of FEI	Fund manager																						
No.	Name of the fund	Operational Programme(s)	a) HF/specific fund	b) Article 44 §1 (a) or (b) or (c)	Fund manager	Fund setup	Structural Funds	National public co-financing	National private co-financing	Management costs and fees	Total number of financial products offered	loans	guarantees	equity / venture capital	other products	OP contributions invested in final recipients	loan	guarantee	equity / venture capital	other product	SF contributions invested in final recipients	loan	guarantee	equity / venture capital	other product	
3.1	Early Stage Risk Capital Instrument for ICT (Elkonos)	2007GR161PO002	specific fund	Article 44 §1 (a)	Elkonos JEREMIE GP, S.a.r.l., Luxembourg	2012	3.34	3.34	0.00	0.00	0.44	0.00			0.00		2.89			2.89		2.02			2.02	
		2007GR161PO006					5.70	5.70	0.00	0.00	0.76			4.94		4.94		3.46		3.46						
		2007GR161PO008					2.96	2.96	0.00	0.00	0.39			2.57		2.57		1.98		1.98						
3.2	Early Stage Risk Capital Instrument for ICT (Odyssey)	2007GR161PO002	specific fund	Article 44 §1 (a)	Odyssey, S.C.A., SICAV, Luxembourg	2013	5.05	5.05	0.00	0.00	0.55	0.00			0.00		4.51			4.51		3.15			3.15	
		2007GR161PO006					8.81	8.81	0.00	0.00	0.96			7.86		7.86		5.50		5.50						
		2007GR161PO008					4.11	4.11	0.00	0.00	0.43			3.68		3.68		2.58		2.58						
3.3	Funded Risk Sharing Product for Entrepreneurship Alpha Bank S.A., Greece	2007GR161PO001	specific fund	Article 44 §1 (a)	Alpha Bank S.A., Greece	2015	1.77	1.77	0.00	0.00	0.02	52.00	52.00				1.77	1.77				1.77	1.77			
		2007GR161PO006					2.81	2.81	0.00	0.00	0.02	71.00	71.00				2.78	2.78				2.78	2.78			
		2007GR161PO008					2.31	2.31	0.00	0.00	0.02	39.00	39.00				2.43	2.43				2.29	2.29			
		2007GR161UPO001					0.41	0.41	0.00	0.00	139.00	9.00	9.00				0.41	0.41				0.41	0.41			
3.4	Funded Risk Sharing Product for Entrepreneurship Eurobank Ergasias	2007GR161PO001	specific fund	Article 44 §1 (a)	Eurobank Ergasias S.A., Greece	2011	15.30	15.30	0.00	0.00	0.31	188.00	188.00				15.30	15.30				15.30	15.30			
		2007GR161PO006					23.01	23.01	0.00	0.00	0.44	306.00	306.00				22.56	22.56				22.56	22.56			
		2012				2007GR161PO008	10.31	10.31	0.00	0.00	0.18	127.00	127.00				10.12	10.12				10.12	10.12			
						2007GR161UPO001	0.64	0.64	0.00	0.00	8,623.00	12.00	12.00				0.63	0.63				0.63	0.63			
						2007GR161UPO002	1.32	1.32	0.00	0.00	0.02	21.00	21.00				1.30	1.30								
3.5	Funded Risk Sharing Product for Entrepreneurship Piraeus Bank S.A., Greece	2007GR161PO001	specific fund	Article 44 §1 (a)	Piraeus Bank S.A., Greece	2015	8.68	8.68	0.00	0.00	0.11	94.00	94.00				8.68	8.68				8.68	8.68			
		2007GR161PO006					6.14	6.14	0.00	0.00	0.08	61.00	61.00				6.06	6.06				6.06	6.06			
		2014				2007GR161PO008	4.93	4.93	0.00	0.00	0.09	77.00	77.00				4.85	4.85				4.85	4.85			
						2007GR161UPO001	2.11	2.11	0.00	0.00	0.02	61.00	61.00				2.09	2.09				2.09	2.09			
						2007GR161UPO002	0.32	0.32	0.00	0.00	8,678.00	6.00	6.00				0.91	0.91								
3.6	Funded Risk Sharing Product for Entrepreneurship - National bank of Greece	2007GR161PO001	specific fund	Article 44 §1 (a)	National bank of Greece S.A., Greece	2011	4.72	4.72	0.00	0.00	0.10	163.00	163.00				4.72	4.72				4.72	4.72			
		2007GR161PO006					5.18	5.18	0.00	0.00	0.10	152.00	152.00				5.08	5.08				5.08	5.08			
		2013				2007GR161PO008	3.64	3.64	0.00	0.00	0.06	94.00	94.00				3.58	3.58				3.58	3.58			
						2007GR161UPO001	0.98	0.98	0.00	0.00	0.02	42.00	42.00				0.96	0.96				0.96	0.96			
						2007GR161UPO002	0.85	0.85	0.00	0.00	0.02	37.00	37.00				0.83	0.83								
3.7	Funded Risk Sharing Product for ICT (Alpha)	2007GR161PO002	specific fund	Article 44 §1 (a)	Alpha Bank S.A., Greece	2011	0.08	0.08	0.00	0.00	324.00	1.00	1.00				0.07	0.07				0.07	0.07			
		2007GR161PO006					0.77	0.77	0.00	0.00	0.02	8.00	8.00				0.75	0.75				0.75	0.75			
		2007GR161PO008					0.24	0.24	0.00	0.00	5,683.00	2.00	2.00				0.23	0.23				0.23	0.23			
		2007GR161UPO001					0.00	0.00	0.00	0.00							0.00	0.00				0.00	0.00			
		2007GR161UPO002					0.02	0.02	0.00	0.00	1,014.00	2.00	2.00				0.02	0.02								
3.8	Funded Risk Sharing Product for ICT (Emporki)	2007GR161PO002	specific fund	Article 44 §1 (a)	Emporki Bank S.A., Greece	2011	0.00	0.00	0.00	0.00	0.00	0.00	0.00				0.00	0.00				0.00	0.00			
		2007GR161PO006					0.00	0.00	0.00	0.00	0.00															
		2007GR161PO008					0.00	0.00	0.00	0.00	0.00	0.00	0.00				0.00	0.00				0.00	0.00			
		2007GR161UPO001					0.00	0.00	0.00	0.00	0.00						0.00	0.00								

Greece						GR						II. Investments made by FEIs in final recipients																			
I. Description and identification of the entities which implement FEIs						II. Amounts of OP contributions paid to FEIs (HF or specific fund)																									
1	2	3	4		5	6	7=8+9+10	8	9	10	11	12=13+14+15+16	13	14	15	16	17=18+19+20+21	18	19	20	21	22=23+24+25+26	23	24	25	26					
			Type of FEI																												
No.	Name of the fund	Operational Programme(s)	a) HF/specific fund	b) Article 44 §1 (a) or (b) or (c)	Fund manager	Fund setup	Amounts of OP contributions paid to the fund or set aside in case of guarantees (HF or specific fund)	out of which			Management costs and fees	Total number of financial products offered	out of which				OP contributions invested in final recipients	out of which				SF contributions invested in final recipients	out of which								
							Structural Funds	National public co-financing	National private co-financing			loans	guarantees	equity / venture capital	other products		loan	guarantee	equity / venture capital	other product		loan	guarantee	equity / venture capital	other product						
		2007GR16UPO002					0.00	0.00	0.00	0.00	0.00																				
3.9	Funded Risk Sharing Product for ICT (NBG)	2007GR161PO002	specific fund	Article 44 §1 (a)	National bank of Greece S.A., Greece	2011	0.02	0.02	0.00	0.00	831.00	1.00	1.00					0.02	0.02				0.02	0.02							
		2007GR161PO006					0.62	0.62	0.00	0.00	0.03	18.00	18.00								0.60	0.60				0.60	0.60				
		2007GR161PO008					0.01	0.01	0.00	0.00	454.00	1.00	1.00								0.01	0.01				0.01	0.01				
		2007GR16UPO001					0.00	0.00	0.00	0.00												0.00	0.00				0.00	0.00			
		2007GR16UPO002					0.00	0.00	0.00	0.00																					
3.10	Funded Risk Sharing Product for Microfirms Alpha Bank	2007GR161PO001	specific fund	Article 44 §1 (a)	Alpha Bank S.A., Greece	2011	0.23	0.23	0.00	0.00	8,707.00	29.00	29.00					0.23	0.23				0.23	0.23							
		2007GR161PO006					1.09	1.09	0.00	0.00	0.03	112.00	112.00								1.06	1.06				1.06	1.06				
		2007GR161PO008					0.12	0.12	0.00	0.00	4,473.00	11.00	11.00								0.11	0.11				0.11	0.11				
		2007GR16UPO001					0.06	0.06	0.00	0.00	2,195.00	5.00	5.00								0.05	0.05				0.05	0.05				
		2007GR16UPO002					0.13	0.13	0.00	0.00	4,627.00	13.00	13.00								0.12	0.12									
3.11	Funded Risk Sharing Product for SMEs - Alpha Bank	2007GR161PO001	specific fund	Article 44 §1 (a)	Alpha Bank S.A., Greece	2011	6.31	6.31	0.00	0.00	0.15	144.00	144.00					6.31	6.31				6.31	6.31							
		2007GR161PO006					4.36	4.36	0.00	0.00	0.10	106.00	106.00							4.27	4.27				4.27	4.27					
		2007GR161PO008					3.96	3.96	0.00	0.00	0.08	60.00	60.00								3.89	3.89				3.89	3.89				
		2007GR16UPO001					1.12	1.12	0.00	0.00	0.02	22.00	22.00								1.09	1.09				1.09	1.09				
		2007GR16UPO002					0.36	0.36	0.00	0.00	0.01	17.00	17.00								0.35	0.35									
3.12	Funded Risk Sharing Product for SMEs, National Bank of Greece	2007GR161PO001	specific fund	Article 44 §1 (a)	National Bank of Greece S.A., Greece	2011	12.98	12.98	0.00	0.00	0.65	530.00	530.00					12.98	12.98				12.98	12.98							
		2007GR161PO006					4.46	4.46	0.00	0.00	0.23	214.00	214.00								4.23	4.23				4.23	4.23				
		2007GR161PO008					4.07	4.07	0.00	0.00	0.20	142.00	142.00								3.87	3.87				3.87	3.87				
		2007GR16UPO001					1.45	1.45	0.00	0.00	0.07	62.00	62.00								1.38	1.38				1.38	1.38				
		2007GR16UPO002					0.37	0.37	0.00	0.00	0.02	31.00	31.00								0.35	0.35									
3.13	Seed/TT Risk Capital Instrument for ICT (OPENFUND)	2007GR161PO002	specific fund	Article 44 §1 (a)	OPENFUND A.E.D.A.K.E.S. Athens, Greece	2012	2.30	2.30	0.00	0.00	0.23	0.00			0.00		2.07		2.07			1.45			1.45						
		2007GR161PO006					5.68	5.68	0.00	0.00	0.49									5.44		5.44			3.81			3.81			
		2007GR161PO008					1.92	1.92	0.00	0.00	0.17	3.00				3.00				1.75		1.75			1.23			1.23			
3.14	Seed/TT Risk Capital Instrument for ICT (Piraeus)	2007GR161PO002	specific fund	Article 44 §1 (a)	Piraeus JEREMIE Technology Catalyst Management S.A., Athens, Greece	2012	3.04	3.04	0.00	0.00	0.33	0.00			0.00		2.70		2.70			1.89			1.89						
		2007GR161PO006					4.73	4.73	0.00	0.00	0.96								4.23		4.23			2.96			2.96				
		2007GR161PO008					2.63	2.63	0.00	0.00	0.28	0.00				0.00				1.64		1.64									
4	JESSICA HOLDING FUND FOR GREECE	2007GR161PO005	HF		European Investment Bank	2010	0.59	0.59	0.00	0.00	0.23																				
		2007GR161PO006					42.97	42.97	0.00	0.00	1.71																				
		2007GR161PO007					4.09	4.09	0.00	0.00	1.24																				
		2007GR161PO008					30.13	30.13	0.00	0.00	1.38																				
		2007GR16UPO001					22.83	22.83	0.00	0.00	1.83																				
		2007GR16UPO002					12.37	12.37	0.00	0.00	0.71																				

Greece						GR																								
I. Description and identification of the entities which implement FEIs						II. Amounts of OP contributions paid to FEIs (HF or specific fund)					III. Investments made by FEIs in final recipients																			
1	2	3	4		5	6	7-8+9+10	8	9	10	11	12=13+14+15+16	13	14	15	16	17=18+19+20+21	18	19	20	21	22=23+24+25+26	23	24	25	26				
			a) HF/specific fund	b) Article 44 §1 (a) or (b) or (c)																							Fund manager	Fund setup	Amounts of OP contributions paid to the fund or set aside in case of guarantees (HF or specific fund)	out of which
No.	Name of the fund	Operational Programme(s)						Structural Funds	National public co-financing	National private co-financing			loans	guarantees	equity / venture capital	other products		loan	guarantee	equity / venture capital	other product		loan	guarantee	equity / venture capital	other product				
4.1	Urban Development Fund for Crete 5 Ikarou Avenue, Heraklion, Crete	2007GR16UPO002	specific fund	Article 44 §1 (b)	Pancretan Cooperative Bank Ltd, 5 Ikarou Avenue, Heraklion, Crete, Greece	2011	11.66	11.66	0.00	0.00	0.80	6.00	6.00					10.85	10.85			10.85	10.85							
4.2	URBAN DEVELOPMENT FUND IN ATTICA WESTERN GREECE IONIAN ISLANDS AND OP ENVIRONMENT AND SUSTAINABLE DEVELOPMENT 86, Eolou Street, GR-10232 Athens Greece	2007GR161PO005	specific fund	Article 44 §1 (b)	National Bank of Greece SA, 86, Eolou Street, GR-10232 Athens Greece	2011	0.49	0.49	0.00	0.00	0.49							0.00	0.00			0.00	0.00							
		2007GR161PO006					42.01	42.01	0.00	0.00	2.21	3.00	3.00					39.81	39.81			39.81	39.81							
		2007GR161PO007					2.43	2.43	0.00	0.00	1.05	1.00	1.00					1.39	1.39			1.39	1.39			1.39	1.39			
4.3	URBAN DEVELOPMENT FUND IN CENTRAL MACEDONIA & THESSALY 4, Amerikis street, Athens, Greece	2007GR161PO008	specific fund	Article 44 §1 (b)	Piraeus Bank S.A., 4, Amerikis street, Athens, Greece	2012	13.90	13.90	0.00	0.00	1.00	5.00	5.00					12.89	12.89			12.89	12.89							
		2007GR16UPO001					18.57	18.57	0.00	0.00	1.01	3.00	3.00					17.56	17.56			17.56	17.56			17.56	17.56			
4.4	URBAN DEVELOPMENT FUND IN EASTERN MACEDONIA & THRACE, NORTH AEGEAN, WESTERN MACEDONIA & EPIRUS 24-B Kifissias Ave., 151 25 Maroussi, Greece	2007GR161PO008	specific fund	Article 44 §1 (b)	Investment Bank of Greece SA, 24-B Kifissias Ave., 151 25 Maroussi, Greece	2012	15.55	15.55	0.00	0.00	0.93	2.00	2.00					14.62	14.62			14.62	14.62							
		2007GR16UPO001					1.58	1.58	0.00	0.00	0.53	1.00	1.00					1.05	1.05			1.05	1.05			1.05	1.05			
		2007GR16UPO002					0.35	0.35	0.00	0.00	0.35							0.00	0.00			0.00	0.00			0.00	0.00			
4.5	URBAN DEVELOPMENT FUND IN PELOPONNESE AND MAINLAND GREECE 8 Othonos str., GR-10557 Athens Greece	2007GR16UPO001	specific fund	Article 44 §1 (b)	EFG Eurobank Ergasias S.A. 8 Othonos str., GR-10557 Athens Greece	2012	1.79	1.79	0.00	0.00	1.79							0.00	0.00			0.00	0.00							
		2007GR161PO007					1.20	1.20	0.00	0.00	1.20							0.00	0.00			0.00	0.00			0.00	0.00			
5	HELTEP SMEs Guarantee Fund	2007GR161PO001	specific fund	Article 44 §1 (a)	European Investment Bank	2012	102.00	102.00	0.00	0.00	0.34	9.00	0.00	9.00	0.00	0.00	0.00	102.00	0.00	102.00	0.00	0.00	102.00	0.00	0.00	0.00	102.00	0.00	0.00	
		2007GR161PO006					103.68	103.68	0.00	0.00	0.35	9.00	0.00	9.00	0.00	0.00	103.68	0.00	103.68	0.00	0.00	103.68	0.00	0.00	103.68	0.00	0.00	103.68	0.00	0.00
		2007GR161PO008					79.92	79.92	0.00	0.00	0.27	9.00	0.00	9.00	0.00	0.00	79.92	0.00	79.92	0.00	0.00	79.92	0.00	0.00	79.92	0.00	0.00	79.92	0.00	0.00
		2007GR16UPO001					11.46	11.46	0.00	0.00	0.04	9.00	0.00	9.00	0.00	0.00	11.46	0.00	11.46	0.00	0.00	11.46	0.00	0.00	11.46	0.00	0.00	11.46	0.00	0.00
		2007GR16UPO002					2.94	2.94	0.00	0.00	9,863.00	9.00	0.00	9.00	0.00	0.00	2.94	0.00	2.94	0.00	0.00	2.94	0.00	2.94	0.00	0.00	2.94	0.00	0.00	2.94

TOTAL OP contributions provided	from MA to HF's	781.18	781.18	0.00	0.00	35.86																						
	from HF's to specific funds	757.34	757.34	0.00	0.00	20.62	58,337.00	57,129.00	1,205.00	3.00	0.00	733.10	639.35	29.23	44.28	20.25	714.82	635.31	29.23	30.03	20.25							
	from MA directly to specific funds	300.00	300.00	0.00	0.00	1.01	45.00	0.00	45.00	0.00	0.00	300.00	0.00	300.00	0.00	0.00	300.00											

Spain

ES

I. Description and identification of the entities which implement FEIs						II. Amounts of OP contributions paid to FEIs (HF or specific fund)					III. Investments made by FEIs in final recipients																						
1	2	3	4		5	6	7=8+9+10	8	9	10	11	12=13+14+15+16	13	14	15	16	17=18+19+20+21	18	19	20	21	22=23+24+25+26	23	24	25	26							
			Type of FEI				Fund manager	Fund setup	Amounts of OP contributions paid to the fund or set aside in case of guarantee (HF or specific fund)	out of which			Management costs and fees	Total number of financial products offered	out of which				OP contributions invested in final recipients	out of which				SF contributions invested in final recipients	out of which								
No.	Name of the fund	Operational Programme(s)	a) HF/specific fund	b) Article 44, §1 (a) or (b) or (c)	Structural Funds	National public co-financing				National private co-financing	loans	guarantees			equity / venture capital	other products	loan	guarantee		equity / venture capital	other product	loan	guarantee		equity / venture capital	other product							
			1	FONDO DE CARTERA JESSICA-FIDAE- FONDO DE INVERSIÓN EN DIVERSIFICACIÓN Y AHORRO DE ENERGIA.	2007ES161PO001	HF		European Investment Bank	2011	5.87	4.70	1.17	0.00	0.21																			
2007ES161PO002	0.47	0.37			0.09					0.00	0.01																						
2007ES161PO003	0.51	0.41			0.10					0.00	0.02																						
2007ES161PO005	25.53	20.43			5.11					0.00	0.82																						
2007ES161PO006	18.53	14.82			3.71					0.00	0.66																						
2007ES161PO007	16.16	12.93			3.23					0.00	0.59																						
2007ES161PO008	13.75	11.00			2.75					0.00	0.49																						
2007ES162PO009	8.63	6.90			1.73					0.00	0.30																						
2007ES162PO010	13.95	11.16			2.79					0.00	0.51																						
2007ES162PO011	6.05	5.14			0.91					0.00	0.20																						
1.1	BANCO BILBAO VIZCAYA ARGENTARIA, S.A. Plaza de San Nicolás, 4, 48005 Bilbao	2007ES161PO001			specific fund					Article 44 §1 (b)	BANCO BILBAO VIZCAYA ARGENTARIA, S.A. Plaza de San Nicolás, 4, 48005 Bilbao	2012	4.60	3.68	0.92	0.00	0.20	0.00	0.00	0.00	0.00	0.00	0.00	4.40	4.40	0.00	0.00	0.00	3.52	3.52	0.00	0.00	0.00
		2007ES161PO002	3.958	3,167.00		791.00	0.00	3,958.00	0.00				0.00	0.00	0.00	0.00	0.00	0.00	0.00	0.00	0.00	0.00	0.00	0.00	0.00	0.00	0.00	0.00	0.00	0.00			
		2007ES161PO003	0.50	0.40		0.10	0.00	0.02	0.00				0.00	0.00	0.00	0.00	0.00	0.00	0.00	0.00	0.00	0.48	0.48	0.00	0.00	0.00	0.39	0.39	0.00	0.00	0.00		
		2007ES161PO005	4.76	3.81		0.95	0.00	0.38	0.00				0.00	0.00	0.00	0.00	0.00	0.00	0.00	0.00	0.00	4.38	4.38	0.00	0.00	0.00	3.50	3.50	0.00	0.00	0.00		
		2007ES161PO006	14.91	11.93		2.98	0.00	0.56	0.00				0.00	0.00	0.00	0.00	0.00	0.00	0.00	0.00	0.00	14.35	14.35	0.00	0.00	0.00	11.48	11.48	0.00	0.00	0.00		
		2007ES161PO007	9.36	7.49		1.87	0.00	0.50	0.00				0.00	0.00	0.00	0.00	0.00	0.00	0.00	0.00	0.00	8.86	8.86	0.00	0.00	0.00	7.09	7.09	0.00	0.00	0.00		
		2007ES161PO008	2.08	1.66		0.42	0.00	0.19	0.00				0.00	0.00	0.00	0.00	0.00	0.00	0.00	0.00	0.00	1.89	1.89	0.00	0.00	0.00	1.51	1.51	0.00	0.00	0.00		
		2007ES162PO009	7.83	6.26		1.57	0.00	0.39	0.00				0.00	0.00	0.00	0.00	0.00	0.00	0.00	0.00	0.00	7.44	7.44	0.00	0.00	0.00	5.95	5.95	0.00	0.00	0.00		
		2007ES162PO010	1.58	1.27		0.32	0.00	0.19	0.00				0.00	0.00	0.00	0.00	0.00	0.00	0.00	0.00	0.00	1.39	1.39	0.00	0.00	0.00	1.11	1.11	0.00	0.00	0.00		
		2007ES162PO011	1.10	0.94		0.17	0.00	0.08	0.00				0.00	0.00	0.00	0.00	0.00	0.00	0.00	0.00	0.00	1.02	1.02	0.00	0.00	0.00	0.87	0.87	0.00	0.00	0.00		
		1.2	"BANCO DE SANTANDER, S.A. Paseo de Pereda, 9-12 39000 Santander"	2007ES161PO001		specific fund	Article 44 §1 (b)	"BANCO DE SANTANDER, S.A. Paseo de Pereda, 9-12 39000 Santander"	2014				1.24	0.99	0.25	0.00	0.05	0.00	0.00	0.00	0.00	0.00	0.00	1.20	1.20	0.00	0.00	0.00	0.96	0.96	0.00	0.00	0.00
2007ES161PO002	1,095.00			876.00	219.00					0.00	1,095.00	0.00	0.00	0.00	0.00	0.00	0.00	0.00	0.00	0.00	0.00	0.00	0.00	0.00	0.00	0.00	0.00	0.00	0.00	0.00			
2007ES161PO003	1,192.00			954.00	238.00					0.00	1,192.00	0.00	0.00	0.00	0.00	0.00	0.00	0.00	0.00	0.00	0.00	0.00	0.00	0.00	0.00	0.00	0.00	0.00	0.00	0.00	0.00		
2007ES161PO005	0.09			0.07	0.02					0.00	0.06	0.00	0.00	0.00	0.00	0.00	0.00	0.00	0.00	0.00	0.00	0.03	0.03	0.00	0.00	0.00	0.02	0.02	0.00	0.00	0.00		
2007ES161PO006	1.88			1.35	0.34					0.00	0.07	0.00	0.00	0.00	0.00	0.00	0.00	0.00	0.00	0.00	0.00	1.61	1.61	0.00	0.00	0.00	1.29	1.29	0.00	0.00	0.00		
2007ES161PO007	6.68			5.34	1.34					0.00	0.15	0.00	0.00	0.00	0.00	0.00	0.00	0.00	0.00	0.00	0.00	6.53	6.53	0.00	0.00	0.00	5.22	5.22	0.00	0.00	0.00		
2007ES161PO008	1.16			0.93	0.23					0.00	0.07	0.00	0.00	0.00	0.00	0.00	0.00	0.00	0.00	0.00	0.00	1.10	1.10	0.00	0.00	0.00	0.88	0.88	0.00	0.00	0.00		
2007ES162PO009	0.28			0.22	0.06					0.00	0.03	0.00	0.00	0.00	0.00	0.00	0.00	0.00	0.00	0.00	0.00	0.25	0.25	0.00	0.00	0.00	0.20	0.20	0.00	0.00	0.00		
2007ES162PO010	0.78			0.62	0.16					0.00	0.06	0.00	0.00	0.00	0.00	0.00	0.00	0.00	0.00	0.00	0.00	0.72	0.72	0.00	0.00	0.00	0.57	0.57	0.00	0.00	0.00		
2007ES162PO011	0.18			0.15	0.03					0.00	0.02	0.00	0.00	0.00	0.00	0.00	0.00	0.00	0.00	0.00	0.00	0.16	0.16	0.00	0.00	0.00	0.14	0.14	0.00	0.00	0.00		

Spain

ES

I. Description and identification of the entities which implement FEIs						II. Amounts of OP contributions paid to FEIs (HF or specific fund)					III. Investments made by FEIs in final recipients																						
1	2	3	4		5	6	7=8+9+10	8	9	10	11	12=13+14+15+16	13	14	15	16	17=18+19+20+21	18	19	20	21	22=23+24+25+26	23	24	25	26							
No.	Name of the fund	Operational Programme(s)	Type of FEI		Fund manager	Fund set-up	Amounts of OP contributions paid to the fund or set aside in case of guarantees (HF or specific fund)	out of which			Management costs and fees	Total number of financial products offered	out of which				OP contributions invested in final recipients	out of which				SF contributions invested in final recipients	out of which										
			a) HF/specific fund	b) Article 44 §1 (a) or (b) or (c)				Structural Funds	National public co-financing	National private co-financing			loans	guarantees	equity / venture capital	other products		loan	guarantee	equity / venture capital	other product		loan	guarantee	equity / venture capital	other product							
1.3	"GED JESSICA Fidae SL Montabán 7 28014 Madrid"	2007ES161PO001	specific fund	Article 44 §1 (b)	GED Infrastructure S.G.E.I.C., S.A. Montabán 7 28014 Madrid	2014	0.01	0.01	276.00	0.00	0.01	0.00	0.00	0.00	0.00	0.00	0.00	0.00	0.00	0.00	0.00	0.00	0.00	0.00	0.00	0.00	0.00	0.00					
		2007ES161PO002					1,095.00	876.00	219.00	0.00	1,095.00	0.00	0.00	0.00	0.00	0.00	0.00	0.00	0.00	0.00	0.00	0.00	0.00	0.00	0.00	0.00	0.00	0.00	0.00	0.00	0.00	0.00	
		2007ES161PO003					1,192.00	954.00	238.00	0.00	1,192.00	0.00	0.00	0.00	0.00	0.00	0.00	0.00	0.00	0.00	0.00	0.00	0.00	0.00	0.00	0.00	0.00	0.00	0.00	0.00	0.00	0.00	0.00
		2007ES161PO005					0.29	0.23	0.06	0.00	0.07	0.00	0.00	0.00	0.00	0.00	0.00	0.00	0.00	0.00	0.22	0.22	0.00	0.00	0.00	0.00	0.18	0.18	0.00	0.00	0.00	0.00	
		2007ES161PO006					1.16	0.93	0.23	0.00	0.06	0.00	0.00	0.00	0.00	0.00	0.00	0.00	0.00	0.00	1.10	1.10	0.00	0.00	0.00	0.00	0.88	0.88	0.00	0.00	0.00	0.00	
		2007ES161PO007					0.04	0.03	7,597.00	0.00	0.04	0.00	0.00	0.00	0.00	0.00	0.00	0.00	0.00	0.00	0.00	0.00	0.00	0.00	0.00	0.00	0.00	0.00	0.00	0.00	0.00	0.00	0.00
		2007ES161PO008					10.30	8.24	2.06	0.00	0.26	0.00	0.00	0.00	0.00	0.00	0.00	0.00	0.00	0.00	10.04	10.04	0.00	0.00	0.00	0.00	8.03	8.03	0.00	0.00	0.00	0.00	
		2007ES162PO009					0.02	0.02	4,057.00	0.00	0.02	0.00	0.00	0.00	0.00	0.00	0.00	0.00	0.00	0.00	0.00	0.00	0.00	0.00	0.00	0.00	0.00	0.00	0.00	0.00	0.00	0.00	0.00
		2007ES162PO010					11.53	9.23	2.31	0.00	0.24	0.00	0.00	0.00	0.00	0.00	0.00	0.00	0.00	0.00	11.29	11.29	0.00	0.00	0.00	0.00	9.04	9.04	0.00	0.00	0.00	0.00	0.00
		2007ES162PO011					0.40	0.34	0.06	0.00	0.02	0.00	0.00	0.00	0.00	0.00	0.00	0.00	0.00	0.00	0.38	0.38	0.00	0.00	0.00	0.00	0.32	0.32	0.00	0.00	0.00	0.00	0.00
2	JEREMIE_DG INDUSTRIA PYME - ENISA MURCIA	2007ES161PO001	specific fund	Article 44 §1 (a)	ENISA	2013	1.26	1.00	0.25	0.00	605.00	12.00	12.00	0.00	0.00	0.00	1.16	1.16	0.00	0.00	0.00	0.92	0.92	0.00	0.00	0.00	0.00						
3	JEREMIE_DG INDUSTRIA PYME - ENISA ASTURIAS	2007ES161PO004	specific fund	Article 44 §1 (a)	ENISA	2013	0.74	0.59	0.15	0.00	605.00	5.00	5.00	0.00	0.00	0.00	0.74	0.74	0.00	0.00	0.00	0.59	0.59	0.00	0.00	0.00	0.00						
4	JEREMIE_DG INDUSTRIA PYME - ENISA GALICIA	2007ES161PO005	specific fund	Article 44 §1 (a)	ENISA	2013	0.67	0.53	0.13	0.00	605.00	8.00	8.00	0.00	0.00	0.00	0.67	0.67	0.00	0.00	0.00	0.53	0.53	0.00	0.00	0.00	0.00						
5	Préstamos JEREMIE - IGAPE (INSTITUTO GALEGO DE PROMOCIÓN ECONÓMICA - IGAPE)	2007ES161PO005	specific fund	Article 44 §1 (a)	INSTITUTO GALEGO DE PROMOCIÓN ECONÓMICA - IGAPE Agencia, adscrita a la Consellería de Economía e Industria, para el desarrollo económico de Galicia. Complejo Administrativo San Lázaro, s/n (Edificio IGAPE) 15703 Santiago.	2014	26.64	21.31	5.33	0.00	0.00	74.00	74.00	0.00	0.00	0.00	22.43	22.43	0.00	0.00	0.00	17.94	17.94	0.00	0.00	0.00	0.00						
6	JEREMIE EXTREMADURA	2007ES161PO006	HF	-	European Investment Fund	2011	18.90	15.12	3.78	0.00	0.91																						
6.1	Banco Santander	2007ES161PO006	specific fund	Article 44 §1 (a)	Banco Santander	2013	17.97	14.38	3.59	0.00	0.00	1,022.00	1,022.00	0.00	0.00	0.00	24.29	24.29	0.00	0.00	0.00	19.44	19.44	0.00	0.00	0.00	0.00						
7	JEREMIE_DG INDUSTRIA PYME - ENISA EXTREMADURA	2007ES161PO006	specific fund	Article 44 §1 (a)	ENISA	2013	0.52	0.42	0.10	0.00	605.00	3.00	3.00	0.00	0.00	0.00	0.52	0.52	0.00	0.00	0.00	0.42	0.42	0.00	0.00	0.00	0.00						

Spain

ES

I. Description and identification of the entities which implement FEIs						II. Amounts of OP contributions paid to FEIs (HF or specific fund)					III. Investments made by FEIs in final recipients																			
1	2	3	4		5	6	7=8+9+10			11	12=13+14+15+16				13	14	15	16	17=18+19+20+21				18	19	20	21	22=23+24+25+26			
No.	Name of the fund	Operational Programme(s)	Type of FEI		Fund manager	Fund set-up	Amounts of OP contributions paid to the fund or set aside in case of guarantees (HF or specific fund)	out of which			Management costs and fees	Total number of financial products offered	out of which				OP contributions invested in final recipients	out of which				SF contributions invested in final recipients	out of which							
			a) HF/specific fund	b) Article 44 §1 (a) or (b) or (c)				Structural Funds	National public re-financing	National private co-financing			loans	guarantees	equity / venture capital	other products		loan	guarantee	equity / venture capital	other product		loan	guarantee	equity / venture capital	other product				
8	AVAIL CLM-PROGRAMA DE REFORZAMIENTO DE ESTRUCTURAS DE FINANCIACION PROGRAMA DE GARANTIAS	2007ES161PO007	specific fund		INSTITUTO DE FINANZAS DE CASTILLA LA MANCHA, S.A.	2015	11.10	8.88	2.22	0.00	0.53	79.00	0.00	79.00	0.00	0.00	0.00	7.06	0.00	7.06	0.00	0.00	7.06	0.00	7.06	0.00	0.00			
9	JEREMIE_DGINDUSTRIA-PYME - ENISA - CASTILLA LA MANCHA	2007ES161PO007	specific fund	Article 44 §1 (a)	ENISA	2013	0.67	0.54	0.13	0.00	605.00	7.00	7.00	0.00	0.00	0.00	0.67	0.67	0.00	0.00	0.00	0.54	0.54	0.00	0.00	0.00				
10	JEREMIE-IDEA	2007ES161PO008	HF	-	AGENCIA IDEA	2011	113.41	90.73	22.68	0.00	0.58																			
10.1	JEREMIE-IDEA	2007ES161PO008	specific fund	Article 44 §1 (a)	AGENCIA IDEA	2009	113.41	90.73	22.68	0.00	3.07	174.00	97.00	3.00	74.00	0.00	113.41	73.15	4.82	9.22	26.21	90.73	58.52	3.85	7.38	20.97				
11	FONDO DE CARTERA JESSICA-ANDALUCIA	2007ES161PO008	HF	-	European Investment Bank	2011	85.71	68.57	17.14	0.00	4.97																			
11.1	GED JESSICA-ANDALUCIA SA, Calle Montalbán número 7, Madrid	2007ES161PO008	specific fund	Article 44 §1 (b)	GED JESSICA-ANDALUCIA SA, Calle Montalbán número 7, Madrid	2011	81.44	65.15	16.29	0.00	8.49	12.00	6.00	0.00	6.00	0.00	66.01	18.63	0.00	11.10	36.28	52.81	14.90	0.00	8.88	29.02				
12	INSTRUMENTO FINANCIERO JEREMIE DE APOYO A LAS PYMES INDUSTRIALES	2007ES161PO008	specific fund	Article 44 §1 (a)	AGENCIA DE INNOVACION Y DESARROLLO DE ANDALUCIA (IDEA)	2014	0.32	0.26	0.06	0.00	0.00	0.00	0.00	0.00	0.00	0.00	0.32	0.32	0.00	0.00	0.00	0.26	0.26	0.00	0.00	0.00				
13	JEREMIE_DG INDUSTRIA PYME - ENISA ANDALUCIA	2007ES161PO008	specific fund	Article 44 §1 (a)	ENISA	2013	1.94	1.55	0.39	0.00	605.00	14.00	14.00	0.00	0.00	0.00	1.88	1.88	0.00	0.00	0.00	1.50	1.50	0.00	0.00	0.00				
14	INSTRUMENTS FINANCERS PER A EMPRESES INNOVADORES, S.L.U	2007ES162PO006	specific fund	Article 44 §1 (a)	INSTRUMENTS FINANCERS PER A EMPRESES INNOVADORES, S.L.U	2008	50.00	25.00	25.00	0.00	2.23	1,975.00	193.00	1,749.00	33.00	0.00	54.02	29.81	11.93	6.07	6.22	27.01	14.90	5.96	3.03	3.11				
15	FONDO DE PRÉSTAMOS Y GARANTIAS PARA LA PROMOCION DE PROYECTOS EMPRESARIALES DE INNOVACION (FONDO INNOVACION)	2007ES162PO011	specific fund	Article 44 §1 (a)	SODECAN, Sociedad para el Desarrollo de Canarias, SA.	2013	20.00	17.00	3.00	0.00	0.50	14.00	14.00	0.00	0.00	0.00	4.82	4.82	0.00	0.00	0.00	4.09	4.09	0.00	0.00	0.00				
16	JEREMIE, Canarias.	2007ES162PO011	specific fund	Article 44 §1 (a)	SODECAN	2012	20.00	17.00	3.00	0.00	0.73	233.00	205.00	0.00	28.00	0.00	3.36	0.71	0.00	2.65	0.00	2.85	0.61	0.00	2.25	0.00				
17	JEREMIE_DG INDUSTRIA PYME - ENISA CANARIAS	2007ES162PO011	specific fund	Article 44 §1 (a)	ENISA	2013	0.25	0.21	0.04	0.00	605.00	3.00	3.00	0.00	0.00	0.00	0.18	0.18	0.00	0.00	0.00	0.15	0.15	0.00	0.00	0.00				

Spain

ES

I. Description and identification of the entities which implement FEIs						II. Amounts of OP contributions paid to FEIs (HF or specific fund)					III. Investments made by FEIs in final recipients																			
1	2	3	4		5	6	7=8+9+10	8	9	10	11	12=13+14+15+16	13	14	15	16	17=18+19+20+21	18	19	20	21	22=23+24+25+26	23	24	25	26				
No.	Name of the fund	Operational Programme(s)	Type of FEI		Fund manager	Fund set-up	Amounts of OP contributions paid to the fund or set aside in case of guarantees (HF or specific fund)	out of which			Management costs and fees	Total number of financial products offered	out of which				OP contributions invested in final recipients	out of which				SF contributions invested in final recipients	out of which							
			a) HF/specific fund	b) Article 44 §1 (a) or (b) or (c)				Structural Funds	National public re-financing	National private co-financing			loans	guarantees	equity / venture capital	other products		loan	guarantee	equity / venture capital	other product		loan	guarantee	equity / venture capital	other product				
18	CDTI-INNOVA	2007ES16UPO001	specific fund	Article 44 §1 (a)	CDTI, Centro para el Desarrollo Tecnológico e Industrial, entidad pública empresarial adscrita al Ministerio de Economía y Competitividad.	2012	142.65	109.24	33.41	0.00	0.00	288.00	288.00	0.00	0.00	0.00	143.31	143.31	0.00	0.00	0.00	105.50	105.50	0.00	0.00	0.00				
19	ICO-CDTI-GARANTÍAS	2007ES16UPO001	specific fund	Article 44 §1 (a)	ICO, Instituto de Crédito Oficial.	2009	70.00	53.17	16.83	0.00	1.23	692.00	0.00	692.00	0.00	0.00	70.00	0.00	70.00	0.00	0.00	53.17	0.00	53.17	0.00	0.00				
20	ICO INNOVACIÓN-FONDO TECNOLÓGICO	2007ES16UPO001	specific fund	Article 44 §1 (a)	ICO, Instituto de Crédito Oficial.	2013	314.33	248.61	65.72	0.00	1.10	5.00	5.00	0.00	0.00	0.00	1.17	1.17	0.00	0.00	0.00	0.62	0.62	0.00	0.00	0.00				
TOTAL OP contributions provided						from MA to HF's	546.37	438.00	108.37	0.00	17.87																			
						from HF's to specific funds	295.42	236.42	59.00	0.00	15.31	1,208.00	1,125.00	3.00	80.00	0.00	282.55	194.92	4.82	20.32	62.49	226.12	156.01	3.85	16.26	49.99				
						from MA directly to specific funds	661.08	505.31	155.77	0.00	6.37	3,412.00	831.00	2,520.00	61.00	0.00	312.28	208.37	88.98	8.71	6.22	223.17	148.58	66.19	5.28	3.11				

Finland

FI

I. Description and identification of the entities which implement FEIs					II. Amounts of OP contributions paid to FEIs (HF or specific fund)						III. Investments made by FEIs in final recipients																			
1	2	3	4		5	6	7=8+9+10	8	9	10	11	12=13+14+15+16	13	14	15	16	17=18+19+20+21	18	19	20	21	22=23+24+25+26	23	24	25	26				
No.	Name of the fund	Operational Programme(s)	Type of FEI		Fund manager	Fund set-up	Amounts of OP contributions paid to the fund or set aside in case of guarantees (HF or specific fund)	out of which			Management costs and fees	Total number of financial products offered	out of which				OP contributions invested in final recipients	out of which				SF contributions invested in final recipients	out of which							
			a) HF/specific fund	b) Article 44 §1 (a) or (b) or (c)				Structural Funds	National public co-financing	National private co-financing			loans	guarantees	equity / venture capital	other products		loan	guarantee	equity / venture capital	other product		loan	guarantee	equity / venture capital	other product				
1	Finnvera plc, Helsinki	2007F1162PO001	specific fund	Article 44 §1 (a)	Equity: Veraventure plc, Helsinki	2007	22.16	11.08	11.08		0.84	2,605.00	2,382.00	204.00	19.00	0.00	21.66	14.75	3.41	3.50	0.00	10.83	7.38	1.70	1.75	0.00				
		2007F1162PO002					13.79	6.89	6.89		0.49	1,308.00	1,129.00	170.00	9.00	0.00	13.45	8.80	2.47	2.18	0.00	6.72	4.40	1.23	1.09	0.00				
		2007F1162PO003					13.04	5.87	7.17		0.90	1,459.00	1,379.00	41.00	39.00	0.00	12.17	5.82	0.54	5.81	0.00	5.47	2.62	0.24	2.61	0.00				
		2007F1162PO004					5.29	2.12	3.17		0.27	858.00	796.00	52.00	10.00	0.00	5.05	2.45	0.65	1.95	0.00	2.02	0.98	0.26	0.78	0.00				
2	Northern Startup Fund, Oulu	2007F1162PO002	specific fund	Article 44 §1 (a)	Oulun kaupunki /BusinessOulu, Oulu	2013	5.00	2.50	2.50		0.67	30.00	0.00	0.00	30.00	0.00	5.00	0.00	0.00	5.00	0.00	2.50	0.00	0.00	2.50	0.00				
TOTAL OP contributions provided							from MA to HF's																							
							from HFs to specific funds																							
							from MA directly to specific funds	59.27	28.45	30.82		3.17	6,260.00	5,686.00	467.00	107.00	0.00	57.33	31.82	7.06	18.44	0.00	27.55	15.38	3.44	8.74	0.00			

France

FR

I. Description and identification of the entities which implement FEIs					II. Amounts of OP contributions paid to FEIs (HF or specific fund)					III. Investments made by FEIs in final recipients																
1	2	3	4		5	6	7=8+9+10	8	9	10	11	12=13+14+15+16	13	14	15	16	17=18+19+20+21	18	19	20	21	22=23+24+25+26	23	24	25	26
			Type of FEI	Fund manager																						
No.	Name of the fund	Operational Programme(s)	a) HF/specific fund	b) Article 44 §1 (a) or (b) or (c)	Fund manager	Fund set-up	Amounts of OP contributions paid to the fund or set aside in case of guarantees (HF or specific fund)	Structural Funds	National public co-financing	National private co-financing	Management costs and fees	Total number of financial products offered	loans	guarantees	equity / venture capital	other products	OP contributions invested in final recipients	loan	guarantee	equity / venture capital	other product	SP contributions invested in final recipients	loan	guarantee	equity / venture capital	other product
1	Fonds de capital à risque de proximité FIG 2 (géré par Alyse Guyane - Cayenne - n° 30807).	2007FR161PO001	specific fund	Article 44 §1 (a)	Alyse Guyane - Société par actions simplifiée Chez CCGI Place de l'esplanade BP 49 97321 Cayenne cedex	2010	2.40	1.60	0.80	0.00	0.00	8	0	0	8	0	2.39	0.00	0.00	2.39	0.00	1.38	0.00	0.00	1.38	0.00
2	Fonds de garantie d'emprunt bancaire (fonds DOM géré par l'Agence Française de développement AFD - Cayenne - n° 31609).	2007FR161PO001	specific fund	Article 44 §1 (a)	AFD Etablissement public national à caractère industriel ou commercial non doté d'un comptable public, 5 rue Roland Barthes 75012 PARIS 12	2012	6.33	3.16	3.16	0.00	0.00	0	0		0	0	0.00	0.00		0.00	0.00	0.00			0.00	0.00
3	Fonds de microprêt d'honneur (géré par l'ADIE Association pour le droit à l'initiative économique - Cayenne).	2007FR161PO001	specific fund	Article 44 §1 (a)	Association pour le droit à l'initiative économique 9220 Association déclarée 139 BD de Sébastopol - 75002 PARIS 2	2009	0.25	0.15	0.09	0.00	0.00	306	306	0	0	0	0.31	0.31	0.00	0.00	0.00	0.15	0.15	0.00	0.00	0.00
4	Fonds de prêt d'honneur (géré par Réseau Entreprendre Guyane - Cayenne - n° 30460).	2007FR161PO001	specific fund	Article 44 §1 (a)	Association Réseau Entreprendre Guyane 9220 Association déclaré 1 PI Victor Schoelcher 97300 CAYENNE	2010	0.47	0.32	0.14	0.00	0.00	31	31	0	0	0	0.33	0.33	0.00	0.00	0.00	0.20	0.20	0.00	0.00	0.00
5	AGENCE FRANÇAISE DE DEVELOPPEMENT (GDP) 1	2007FR161PO002	specific fund	Article 44 §1 (a)	Agence française de développement, EPIC, la Jaille, 97122 BAIÉ-MAHAULT	2009	3.84	0.96	2.88	0.00	0.00															
6	AGENCE FRANÇAISE DE DEVELOPPEMENT (GDP) 2	2007FR161PO002	specific fund	Article 44 §1 (a)	Agence française de développement, EPIC, la Jaille, 97122 BAIÉ-MAHAULT	2013	3.84	0.96	2.88	0.00	0.00															
7	AGENCE FRANÇAISE DE DEVELOPPEMENT (STM)	2007FR161PO002	specific fund	Article 44 §1 (a)	Agence française de développement, EPIC, Marigot, 97150 SAINT-MARTIN	2010	0.70	0.05	0.65	0.00	0.00															
8	GUADELOUPE ACTIVE 1	2007FR161PO002	specific fund	Article 44 §1 (a)	GUADELOUPE ACTIVE, association, maison des entreprises 97122 JARRY BAIÉ-MAHAULT	2010	1.78	0.28	1.50	0.00	0.00															
9	GUADELOUPE ACTIVE 2	2007FR161PO002	specific fund	Article 44 §1 (a)	GUADELOUPE ACTIVE, association, maison des entreprises 97122 JARRY BAIÉ-MAHAULT	2010	0.54	0.20	0.06	0.28	0.00															
10	GUADELOUPE ACTIVE 3	2007FR161PO002	specific fund	Article 44 §1 (a)	Association GUADELOUPE ACTIVE Maison des entreprises 97122 JARRY BAIÉ-MAHAULT	2013	1.75	1.10	0.09	0.56	0.00															
11	INITIATIVE SAINT MARTIN 1	2007FR161PO002	specific fund	Article 44 §1 (a)	INITIATIVE SAINT-MARTIN, association, 130 Howell Center, 97150 Marigot	2011	0.49	0.34	0.05	0.10	0.00															
12	INITIATIVE SAINT MARTIN 2	2007FR161PO002	specific fund	Article 44 §1 (a)	INITIATIVE SAINT-MARTIN, association, 130 Howell Center, 97150 Marigot	2012	0.60	0.58	0.02	0.00	0.00															
13	RÉSEAU ENTREPRENDRE GUADELOUPE	2007FR161PO002	specific fund	Article 44 §1 (a)	Association RÉSEAU ENTREPRENDRE GUADELOUPE BAIÉ-MAHAULT	2014	0.32	0.19	0.08	0.04	0.00															
14	SAGIPAR	2007FR161PO002	specific fund	Article 44 §1 (a)	SAGIPAR, SA, maison des entreprises, 97122 JARRY BAIÉ-MAHAULT	2009	1.83	1.83	0.00	0.00	0.00															
15	Fonds de Garantie Court Terme	2007FR161PO003	specific fund		Agence Française de Développement - Etablissement public industriel et commercial - 5, rue Roland Barthes, PARIS 12ème	2009	1.50	0.72	0.78	0.00	0.00	2	0	2	0	0	0.57	0.00	0.57	0.00	0.00	0.27		0.27	0.00	0.00

France					FR																							
I. Description and identification of the entities which implement FEIs					II. Amounts of OP contributions paid to FEIs (HF or specific fund)					III. Investments made by FEIs in final recipients																		
1	2	3	4		5	6	7=8+9+10	8	9	10	11	12=13+14+15+16	13	14	15	16	17=18+19+20+21	18	19	20	21	22=23+24+25+26	23	24	25	26		
No.	Name of the fund	Operational Programme(s)	Type of FEI		Fund manager	Fund set-up	Amounts of OP contributions paid to the fund or set aside in case of guarantees (HF or specific fund)	out of which			Management costs and fees	Total number of financial products offered	out of which				OP contributions invested in final recipients	out of which				OP contributions invested in final recipients	out of which					
			a) HF/specific fund	b) Article 44 §1 (a) or (b) or (c)				Structural Funds	National public co-financing	National private co-financing			loans	guarantees	equity / venture capital	other products		loan	guarantee	equity / venture capital	other product		loan	guarantee	equity / venture capital	other product		
16	Fonds de Garantie Micro Projet	2007FR161PO003	specific fund		Société Interprofessionnelle Artisanale de Garantie d'Investissement (SIAGI) 2 rue Jean Baptiste Pigalle 75009 PARIS	2009	0.50	0.45	0.05		0.00	0	0		0	0	0.00	0.00		0.00	0.00	0.00			0.00	0.00		
17	Fonds de Garantie Moyen Long Terme - Fort-de-France	2007FR161PO003	specific fund	Article 44 §1 (a)	Agence Française de Développement - Etablissement public industriel et commercial - 5, rue Roland Barthes, PARIS 12ème	2009	2.02		2.02	0.00	0.04	395	0	395	0	0	4.56	0.00	4.56	0.00	0.00	2.60			2.60	0.00	0.00	
18	Fonds de Participation de la Région Martinique - 2ème génération (FPRM 2) - Fort-de-France	2007FR161PO003	specific fund	Article 44 §1 (a)	Caisse Régionale de Crédit Maritime Mutuel d'Outre-Mer, SA à capital variable, 36 rue A.R. Sabineau, 97158 Pointe-à-Pitre	2009	2.25	1.00	1.25	0.00	0.02	0	0	0	0	0	1.32	1.32	0.00	0.00	0.00	0.59			0.59	0.00	0.00	
19	Fonds de Participation de la Région Martinique - 3ème génération (FPRM 3) - Fort-de-France	2007FR161PO003	specific fund	Article 44 §1 (a)	SAGIPAR, SA, Zac de Houëbourg Sud II, immeuble Le Squale, ZI de Jarry, 97122 Baie-Mahaut	2011	2.25	1.00	1.25	0.00	0.02	0	0	0	0	0	0.00	0.00	0.00	0.00	0.00	0.00	0.00			0.00	0.00	
20	Fonds de Prêt d'Honneur ADIE (FPH) Lamentin	2007FR161PO003	specific fund		ADIE Martinique Zone de la Lézarde voie n°1 Immeuble les Flamboyants 97232 LE LAMENTIN	2013	0.40	0.17	0.24			0	0	0	0	0	0.24	0.24	0.00	0.00	0.00	0.10			0.10	0.00	0.00	
21	Fonds de Prêt d'Honneur Initiative Martinique - Fort de France	2007FR161PO003	specific fund		Martinique Initiative Immeuble Foyal 2000 2ème étage Rue du Gouverneur Ponton 97200 FORT DE FRANCE	2013	1.05	0.33	0.47	0.25		0	0	0	0	0	1.05	1.05	0.00	0.00	0.00	0.26			0.26	0.00	0.00	
22	Fonds d'investissement de la Région Martinique - 2ème génération (FIRM 2) - Fort-de-France	2007FR161PO003	specific fund		SAGIPAR, SA, Zac de Houëbourg Sud II, immeuble Le Squale, ZI de Jarry, 97122 Baie-Mahaut	2009	3.85	1.93	1.93	0.00	0.32	0	0	0	0	0	3.43	0.00	0.00	3.43	0.00	1.71			0.00	0.00	1.71	0.00
23	Fonds d'investissement de la Région Martinique - 3ème génération (FIRM 3) - Fort-de-France	2007FR161PO003	specific fund	Article 44 §1 (a)	SAGIPAR, SA, Zac de Houëbourg Sud II, immeuble Le Squale, ZI de Jarry, 97122 Baie-Mahaut	2011	2.75	2.69	0.07	0.00	0.16	12	12	0	0	0	6.50	3.25	0.00	3.25	0.00	4.34			2.17	0.00	2.17	0.00
24	Fonds Prêt d'Honneur Fort de France / IPH 2 et IPH 3 gérés par RESEAU ENTREPRENDRÉ MARTINIQUE	2007FR161PO003	specific fund	Article 44 §1 (a)	Réseau Entreprendre Martinique, association, IC IO Bureau Club - Immeuble Avantage - Entrée B - Lot Dillon Stade - 11, rue des Arts et métiers - 97200 Fort de France	2013	0.40	0.17	0.24		0.00	0	0	0	0	0	0.40	0.40	0.00	0.00	0.00	0.11			0.11	0.00	0.00	
25	Phase 2 - Fonds de Prêt d'Honneur Réseau Entreprendre Martinique (FPH) Ducos	2007FR161PO003	specific fund		Réseau Entreprendre Martinique Zone de Champigny Petite Cocotte Bâtiment Forfouille 97224 DUCOS	2013	0.60	0.48	0.12			0	0	0	0	0	0.34	0.34	0.00	0.00	0.00	0.19			0.19	0.00	0.00	
26	Plate Forme d'Initiative Locale (PIL) - Fort-de-France	2007FR161PO003	specific fund	Article 44 §1 (a)	Initiative Martinique (ex Martinique Initiative), association, Immeuble Foyal 2000, 2ème étage, rue du Gouverneur Ponton, 97200 Fort-de-France	2009	1.00	0.50	0.50	0.00	0.08	0	0	0	0	0	0.78	0.78	0.00	0.00	0.00	0.39			0.39	0.00	0.00	
27	FPS RUN DEVELOPPEMENT ACG MANAGEMENT SAS 6 allées Turcat Mery - 13008 Marseille	2007FR161PO004	specific fund	Article 44 §1 (a)	ACG MANAGEMENT (anciennement dénommé VIVERIS MANAGEMENT), SAS, 6 allées Turcat Mery - 13008 Marseille	2012	6.80	4.08	2.72	0.00	1.99	22	0	0	22	0	8.81	0.00	0.00	8.81	0.00	3.33			0.00	0.00	3.33	0.00

France

FR

I. Description and identification of the entities which implement FEIs					II. Amounts of OP contributions paid to FEIs (HF or specific fund)						III. Investments made by FEIs in final recipients																
1	2	3	4		5	6	7=8+9+10	8	9	10	11	12=13+14+15+16	13	14	15	16	17=18+19+20+21	18	19	20	21	22=23+24+25+26	23	24	25	26	
No.	Name of the fund	Operational Programme(s)	Type of FEI		Fund manager	Fund set-up	Amounts of OP contributions paid to the fund or set aside in case of guarantees (HF or specific fund)	out of which			Management costs and fees	Total number of financial products offered	out of which				OP contributions invested in final recipients	out of which				out of which					
			a) HF/specific fund	b) Article 44 §1 (a) or (b) or (c)				Structural Funds	National public co-financing	National private co-financing			loans	guarantees	equity / venture capital	other products		loan	guarantee	equity / venture capital	other product	loan	guarantee	equity / venture capital	other product		
28	GARANTIE FONDS DOM REUNION Agence Française de Développement 5 rue Roland BARTHES 75598 PARIS CEDEX 12	2007FR161PO004	specific fund	Article 44 §1 (a)	Agence Française de Développement 5 rue Roland BARTHES 75598 PARIS CEDEX 12	2012	18.67	11.20	7.47		0.00	3995	0	3595	0	0	168.08	0.00	168.08	0.00	0.00	11.20			11.20	0.00	0.00
29	Prêt d'honneur création développement INITIATIVE REUNION ENTREPRENDRE 6, bis route de savannah, immeuble Chane Chu 2ème étage porte 2011 97 460	2007FR161PO004	specific fund	Article 44 §1 (a)		2014	0.50	0.30	0.20			36	36	0	0	0	0.53	0.53	0.00	0.00	0.00	0.30			0.30	0.00	0.00
30	Prêt d'honneur INITIATIVE REUNION ENTREPRENDRE Association INITIATIVE REUNION ENTREPRENDRE 6, bis route de Savannah, Immeuble Chane Chu, 2ème étage porte 2011 97460 SAINT-PAUL	2007FR161PO004	specific fund	Article 44 §1 (a)	ASSOCIATION INITIATIVE REUNION ENTREPRENDRE Association loi 1901. 6, bis route de Savannah, Immeuble Chane Chu, 2ème étage porte 211, 97460 SAINT-PAUL	2010	0.64	0.39	0.26		0.00	77	77	0	0	0	0.65	0.65	0.00	0.00	0.00	0.39			0.39	0.00	0.00
31	Prêt d'honneur innovation INITIATIVE REUNION ENTREPRENDRE Association INITIATIVE REUNION ENTREPRENDRE 6, bis route de Savannah, Immeuble Chane Chu, 2ème étage porte 2011 97460 SAINT-PAUL	2007FR161PO004	specific fund	Article 44 §1 (a)	ASSOCIATION INITIATIVE REUNION ENTREPRENDRE Association loi 1901. 6, bis route de Savannah, Immeuble Chane Chu, 2ème étage porte 211, 97460 SAINT-PAUL	2013	0.30	0.18	0.12		0.00	16	16	0	0	0	0.32	0.32	0.00	0.00	0.00	0.18			0.18	0.00	0.00
32	fonds de garantie Aquitaine FEDER TPE, France Active Garantie (75 Paris France)	2007FR162PO001	specific fund	Article 44 §1 (a)	France Active Garantie, société financière fondée par l'association France Active et la Caisse des dépôts et consignations (75 Paris France)	2011	0.60	0.40	0.20	0.00	0.00	174	0	174	0	0	2.40	0.00	2.40	0.00	0.00	1.60			1.60	0.00	0.00
33	OSEO Garantie Régions - Maisons Alfort (84 Val de Marne - France)	2007FR162PO001	specific fund	Article 44 §1 (a)	OSEO Garantie Régions - autre public, société anonyme avec Etat comme actionnaire majoritaire (+50%) - Maisons Alfort (84 Val de Marne - France)	2009	1.02	0.97	0.05	0.00	0.00	72	0	72	0	0	4.84	0.00	4.84	0.00	0.00	4.61			4.61	0.00	0.00
34	PFIL Beam Initiatives- Pau (64 Pyrénées atlantiques - France)	2007FR162PO001	specific fund	Article 44 §1 (a)	PFIL Beam Initiatives - Pau (64 Pyrénées atlantiques - France)	2009	0.26	0.06	0.16	0.04	0.00	104	104	0	0	0	0.26	0.26	0.00	0.00	0.00	0.06			0.06	0.00	0.00
35	PFIL Bultz Impulser Pays basque Initiative- Personne morale de droit privé, association loi 1901 - Bayonne (64 Pyrénées atlantiques - France)	2007FR162PO001	specific fund	Article 44 §1 (a)	PFIL Bultz Impulser Pays basque Initiative- Personne morale de droit privé, association loi 1901 - Bayonne (64 Pyrénées atlantiques - France)	2009	0.92	0.25	0.56	0.11	0.00	205	205	0	0	0	0.92	0.92	0.00	0.00	0.00	0.25			0.25	0.00	0.00
36	PFIL Gironde Initiative - Floriac (33 Gironde - France)	2007FR162PO001	specific fund	Article 44 §1 (a)	PFIL Gironde Initiative - Personne morale de droit privé, association loi 1901 - Floriac (33 Gironde - France)	2008	0.51	0.12	0.34	0.05	0.01	255	255	0	0	0	0.51	0.51	0.00	0.00	0.00	0.12			0.12	0.00	0.00

France

FR

I. Description and identification of the entities which implement FEIs					II. Amounts of OP contributions paid to FEIs (HF or specific fund)						III. Investments made by FEIs in final recipients																					
1	2	3	4		5	6	7=8+9+10			11	12=13+14+15+16				13	14	15	16	17=18+19+20+21				18	19	20	21	22=23+24+25+26		23	24	25	26
No.	Name of the fund	Operational Programme(s)	Type of FEI		Fund manager	Fund set-up	Amounts of OP contributions paid to the fund or set aside in case of guarantees (HF or specific fund)	out of which			Management costs and fees	Total number of financial products offered	out of which				OP contributions invested in final recipients	out of which				SF contributions invested in final recipients	out of which									
			a) HF/specific fund	b) Article 44 §1 (a) or (b) or (c)				Structural Funds	National public co-financing	National private co-financing			loans	guarantees	equity / venture capital	other products		loan	guarantee	equity / venture capital	other product		loan	guarantee	equity / venture capital	other product						
			of which																								of which				of which	
37	PFIL Landes Initiatives - Mont de Marsan (40 Landes - France)	2007FR162PO001	specific fund	Article 44 §1 (a)	PFIL Landes Initiatives - Personne morale de droit privé, association loi 1901 - Mont de Marsan (40 Landes - France)	2009	0.25	0.10	0.10	0.04	0.00	104	104	0	0	0	0	0.25	0.25	0.00	0.00	0.00	0.10	0.10	0.00	0.00	0.00	0.10	0.10	0.00	0.00	0.00
38	PFIL Lot et Garonne Initiative - Agen (47 Lot et Garonne - France)	2007FR162PO001	specific fund	Article 44 §1 (a)	PFIL Lot et Garonne Initiative - Personne morale de droit privé, association loi 1901 - Agen (47 Lot et Garonne - France)	2008	0.45	0.17	0.23	0.04	0.00	123	123	0	0	0	0	0.45	0.45	0.00	0.00	0.00	0.17	0.17	0.00	0.00	0.00	0.17	0.17	0.00	0.00	0.00
39	PFIL Périgord Initiative/Aquitaine (transmission) - Couloumiers Chamiers (24 dordogne - France)	2007FR162PO001	specific fund	Article 44 §1 (a)	PFIL Périgord Initiative/Aquitaine (transmission) - Personne morale de droit privé, association loi 1901 - Couloumiers Chamiers (24 dordogne - France)	2008	0.47	0.15	0.30	0.02	0.00	261	261	0	0	0	0	0.47	0.47	0.00	0.00	0.00	0.15	0.15	0.00	0.00	0.00	0.15	0.15	0.00	0.00	0.00
40	PFIL Périgord Initiatives - Couloumiers chamiers (24 dordogne -France)	2007FR162PO001	specific fund	Article 44 §1 (a)	PFIL Périgord Initiatives - Couloumiers chamiers (24 dordogne -France)	2008	1.04	0.37	0.55	0.12	0.00	376	376	0	0	0	0	0.90	0.90	0.00	0.00	0.00	0.32	0.32	0.00	0.00	0.00	0.32	0.32	0.00	0.00	0.00
41	PFIL Reseau entreprendre Adour - Pau (64 Pyrénées atlantiques - France)	2007FR162PO001	specific fund	Article 44 §1 (a)	PFIL Reseau entreprendre Adour - Pau (64 Pyrénées atlantiques - France)	2009	0.54	0.02	0.35	0.17	0.00	50	50	0	0	0	0	0.54	0.54	0.00	0.00	0.00	0.02	0.02	0.00	0.00	0.00	0.02	0.02	0.00	0.00	0.00
42	PFIL Reseau entreprendre Aquitaine - Bordeaux (33 Gironde - France)	2007FR162PO001	specific fund	Article 44 §1 (a)	PFIL Reseau entreprendre Aquitaine - Personne morale de droit privé, association loi 1901 - Bordeaux (33 Gironde - France)	2008	0.33	0.06	0.09	0.18	0.03	26	26	0	0	0	0	0.33	0.33	0.00	0.00	0.00	0.06	0.06	0.00	0.00	0.00	0.06	0.06	0.00	0.00	0.00
43	PFIL Val de Garonne Initiatives - Marmande (47 Lot et Garonne - France)	2007FR162PO001	specific fund	Article 44 §1 (a)	PFIL Val de Garonne Initiatives - Personne morale de droit privé, association - Marmande (47 Lot et Garonne - France)	2008	0.18	0.06	0.09	0.03	0.00	108	108	0	0	0	0	0.18	0.18	0.00	0.00	0.00	0.06	0.06	0.00	0.00	0.00	0.06	0.06	0.00	0.00	0.00
44	SAS Aqu Invest - Pessac (33 gironde - France)	2007FR162PO001	specific fund	Article 44 §1 (a)	SAS Aqu Invest - autre public avec conseil régional comme actionnaire unique - Pessac (33 gironde - France)	2010	4.50	3.00	1.50	0.00	0.00	15	0	0	0	15	0	4.50	0.00	0.00	4.50	0.00	3.00	0.00	0.00	0.00	3.00	0.00	0.00	3.00	0.00	0.00
45	Alpha DIL	2007FR162PO002	specific fund	Article 44 §1 (a)	Touraine Chironais Initiative - Association 1901 à Chinon	2009	1.32	0.38	0.64	0.31	0.00	0	0	0	0	0	0	1.32	1.32	0.00	0.00	0.00	0.38	0.38	0.00	0.00	0.00	0.38	0.38	0.00	0.00	0.00
46	Association de développement économique du parc naturel régional de la Brenne	2007FR162PO002	specific fund	Article 44 §1 (a)	Association de développement économique du parc naturel régional de la Brenne - Association Loi 1901 36-ROSNAY	2008	1.17	0.30	0.34	0.53	0.00	0	0	0	0	0	0	1.17	1.17	0.00	0.00	0.00	0.30	0.30	0.00	0.00	0.00	0.30	0.30	0.00	0.00	0.00
47	Fonds régional de garantie OSEO	2007FR162PO002	specific fund	Article 44 §1 (a)	OSEO Région SA, Maison-Affort (84)	2009	2.68	1.21	0.27	1.19	0.18	0	0	0	0	0	0	13.39	0.00	13.39	0.00	0.00	6.07	6.07	0.00	0.00	0.00	6.07	6.07	0.00	0.00	0.00
48	Indre Initiative	2007FR162PO002	specific fund	Article 44 §1 (a)	Indre initiative à Dâolts (36) - Association	2008	5.57	1.92	1.22	2.43	0.00	0	0	0	0	0	0	5.57	5.57	0.00	0.00	0.00	1.92	1.92	0.00	0.00	0.00	1.92	1.92	0.00	0.00	0.00
49	Initiative Centre OPERATION ABANDONNEE	2007FR162PO002	specific fund	Article 44 §1 (a)	INITIATIVE CENTRE à Chinon Association loi 1901	2013	0.00	0.00	0.00	0.00	0.00	0	0	0	0	0	0.00	0.00	0.00	0.00	0.00	0.00	0.00	0.00	0.00	0.00	0.00	0.00	0.00	0.00	0.00	
50	Initiative Cher	2007FR162PO002	specific fund	Article 44 §1 (a)	INITIATIVE CHER à Bourges, Association loi 1901	2013	0.36	0.04	0.00	0.32	0.00	0	0	0	0	0	0	0.36	0.36	0.00	0.00	0.00	0.04	0.04	0.00	0.00	0.00	0.04	0.04	0.00	0.00	0.00

France						FR																					
I. Description and identification of the entities which implement FEIs						II. Amounts of OP contributions paid to FEIs (HF or specific fund)					III. Investments made by FEIs in final recipients																
1	2	3	4		5	6	7=8+9+10	8	9	10	11	12=13+14+15+16	13	14	15	16	17=18+19+20+21	18	19	20	21	22=23+24+25+26	23	24	25	26	
No.	Name of the fund	Operational Programme(s)	Type of FEI		Fund manager	Fund set-up	Amounts of OP contributions paid to the fund or set aside in case of guarantees (HF or specific fund)	out of which			Management costs and fees	Total number of financial products offered	out of which				OP contributions invested in final recipients	out of which				out of which					
			a) HF/specific fund	b) Article 44 §1 (a) or (b) or (c)				Structural Funds	National public co-financing	National private co-financing			loans	guarantees	equity / venture capital	other products		loan	guarantee	equity / venture capital	other product	loan	guarantee	equity / venture capital	other product		
51	Institut de Développement (IDIL) de l'Indre et Loire	2007FR162PO002	specific fund	Article 44 §1 (a)	IDIL Association loi 1901 à Tours	2008	2.20	0.30	0.26	1.64	0.00	0		0	0	0	2.20	2.20	0.00	0.00	0.00	0.30	0.30	0.00	0.00	0.00	
52	Loir et Cher Initiative	2007FR162PO002	specific fund	Article 44 §1 (a)	Loir et Cher Initiative - Association à Blois	2009	2.13	0.62	0.50	1.01	0.00	0		0	0	0	2.13	2.13	0.00	0.00	0.00	0.62	0.62	0.00	0.00	0.00	
53	Loiret Initiative	2007FR162PO002	specific fund	Article 44 §1 (a)	Loiret Initiative à Orléans (association loi 1901)	2009	5.12	1.61	1.45	2.07	0.00	0		0	0	0	5.12	5.12	0.00	0.00	0.00	1.61	1.61	0.00	0.00	0.00	
54	Nouvelles entreprises à Chartres (28)	2007FR162PO002	specific fund	Article 44 §1 (a)	Nouvelles entreprises à Chartres (28) Loi 1901	2009	0.56	0.20	0.20	0.16	0.00	0		0	0	0	0.56	0.56	0.00	0.00	0.00	0.20	0.20	0.00	0.00	0.00	
55	Alsace Capital enregistrée au RCS de Strasbourg	2007FR162PO003	specific fund	Article 44 §1 (a)	Alsace Capital, SAS, Parc d'Innovation, 9 boulevard Gonther d'Andernach, 67400 ILLKIRCH-GRAFFENSTADEN	2011	18.37	2.20	6.98	9.18	0.00	8	0	0	0	8	0	0.00	0.00	18.37	0.00	2.20	0.00	0.00	0.00	2.20	0.00
56	Alsace Création - RCS de Strasbourg	2007FR162PO003	specific fund	Article 44 §1 (a)	Société de capital risque régional "Alsace Création" - Boulevard Gonther d'Andernach Parc d'Innovation - 67400 ILLKIRCH GRAFFENSTADEN	2009	6.10	2.70	0.40	3.00	0.00	14	0	0	14	0	6.10	0.00	0.00	6.10	0.00	2.70	0.00	0.00	2.70	0.00	
57	ALSACE DU NORD INITIATIVES association inscrite au registre des associations du Tribunal d'instance de 67504 HAGUENAU	2007FR162PO003	specific fund	Article 44 §1 (a)	ALSACE DU NORD INITIATIVES Association 84 route de Strasbourg - BP 232 - 67504 HAGUENAU CEDEX	2010	0.22	0.06	0.09	0.08	0.00	37	37	0	0	0	0.27	0.27	0.00	0.00	0.00	0.22	0.22	0.00	0.00	0.00	
58	CAP CREATION INITIATIVE association inscrite au registre des associations du Tribunal d'instance de Strasbourg	2007FR162PO003	specific fund	Article 44 §1 (a)	CAP CREATION INITIATIVE Association 10 Place Gutenberg - 67081 STRASBOURG Cedex	2010	0.36	0.07	0.04	0.25	0.00	41	41	0	0	0	0.36	0.36	0.00	0.00	0.00	0.36	0.36	0.00	0.00	0.00	
59	France Active Garantie (FAG) - RCS Paris	2007FR162PO003	specific fund	Article 44 §1 (a)	France Active Garantie (FAG) Société anonyme-120-122 rue Réaumur 75002 PARIS	2011	1.30	0.60	0.55	0.15	0.00	283	0	283	0	0	5.20	0.00	5.20	0.00	0.00	0.60		0.60	0.00	0.00	
60	FCPR JEREMIE AUVERGNE - FONDS COMMUN DE PLACEMENTS A RISQUE, 24 AVENUE DE L'AGRICULTURE 63100 CLERMONT-FERRAND	2007FR162PO004	HF	-	SOFIMAC Partners, société de gestion, 24 avenue de l'agriculture, 63100 CLERMONT-FERRAND en groupement conjoint avec la Chambre de Commerce et d'Industrie de la Région Auvergne, Aéroport de Clermont-Ferrand Auvergne, BP25, 63510 AULNAT	2009	25.20	18.00	7.20	0.00	1.47																
60.1	AT2i+ - Plateforme Auvergne pour la Reprise et l'Innovation (PARI), Chambre de Commerce et d'Industrie régionale d'Auvergne, Aéroport de Clermont-Ferrand Auvergne, BP 25 63 510 AULNAT	2007FR162PO004	specific fund	Article 44 §1 (a)	Plateforme Auvergne pour la Reprise et l'Innovation (PARI), Chambre de Commerce et d'Industrie régionale d'Auvergne, Aéroport de Clermont-Ferrand Auvergne, BP 25 63 510 AULNAT			0.00	0.00	0.00	0.01						0.79	0.79				0.56	0.56				

France

FR

I. Description and identification of the entities which implement FEIs						II. Amounts of OP contributions paid to FEIs (HF or specific fund)					III. Investments made by FEIs in final recipients															
1	2	3	4		5	6	7=8+9+10	8	9	10	11	12=13+14+15+16	13	14	15	16	17=18+19+20+21	18	19	20	21	22=23+24+25+26	23	24	25	26
No.	Name of the fund	Operational Programme(s)	Type of FEI		Fund manager	Fund set-up	Amounts of OP contributions paid to the fund or set aside in case of guarantees (HF or specific fund)	out of which			Management costs and fees	Total number of financial products offered	out of which					OP contributions invested in final recipients	out of which							
			a) HF/Specific fund	b) Article 44 §1 (a) or (b) or (c)				Structural Funds	National public co-financing	National private co-financing			loans	guarantees	equity / venture capital	other products	loan		guarantee	equity / venture capital	other product	loan	guarantee	equity / venture capital	other product	
60.2	Auvergne TRANSMISSION, Plateforme Auvergne pour la Reprise et l'Innovation (PARI), Chambre de Commerce et d'Industrie régionale d'Auvergne, Aéroport de Clermont-Ferrand Auvergne, BP 25 63 510 AULNAT	2007FR162PO004	specific fund	Article 44 §1 (a)	Plateforme Auvergne pour la Reprise et l'Innovation (PARI), Chambre de Commerce et d'Industrie régionale d'Auvergne, Aéroport de Clermont-Ferrand Auvergne, BP 25 63 510 AULNAT		0.00	0.00	0.00	0.00							2.00	2.00				1.43	1.43			
60.3	BRIOUDE HAUT-ALLIER INITIATIVES, Plate-Forme d'Initiative Locale, Immeuble Inter-consulaire, Boulevard Champaine, BP 30, 43 101 BRIOUDE Cedex	2007FR162PO004	specific fund	Article 44 §1 (a)	BRIOUDE HAUT-ALLIER INITIATIVES, Immeuble Inter-consulaire, Boulevard Champaine, BP 30, 43 101 BRIOUDE Cedex		0.00	0.00	0.00	0.00							0.14	0.14				0.10	0.10			
60.4	FCPR JEREMIE INNOVATION 1, 24 avenue de l'Agriculture 63100 CLERMONT-FERRAND	2007FR162PO004	specific fund	Article 44 §1 (a)	SOFIMAC Partners, société de gestion, 24 avenue de l'Agriculture 63100 CLERMONT-FERRAND		0.00	0.00	0.00	1.90							12.58	12.58				8.99	8.99			
60.5	FCPR JEREMIE MEZZANINE 1, 24 avenue de l'Agriculture 63100 CLERMONT-FERRAND	2007FR162PO004	specific fund	Article 44 §1 (a)	SOFIMAC Partners, société de gestion, 24 avenue de l'Agriculture 63100 CLERMONT-FERRAND	0.00	0.00	0.00	0.00	0.46							3.27	3.27				2.34	2.34			
60.6	INITIATIVE AMBERT, Plate-Forme d'Initiative Locale, 4 place de l'Hôtel de Ville, BP 69, 63 600 AMBERT	2007FR162PO004	specific fund	Article 44 §1 (a)	AMBERT INITIATIVE, 4 place de l'Hôtel de Ville, BP 69, 63 600 AMBERT		0.00	0.00	0.00	0.00							0.03	0.03				0.02	0.02			
60.7	INITIATIVE CANTAL, Plate-Forme d'Initiative Locale, 44 Boulevard du Pont Rouge, 15 013 AURILLAC	2007FR162PO004	specific fund	Article 44 §1 (a)	INITIATIVE CANTAL, 44 Boulevard du Pont Rouge, 15 013 AURILLAC		0.00	0.00	0.00	0.00							0.31	0.31				0.22	0.22			
60.8	INITIATIVE CLERMONT AGGLO, Plate-Forme d'Initiative Locale, 27 rue Jean-Claire, 63 000 CLERMONT-FERRAND	2007FR162PO004	specific fund	Article 44 §1 (a)	INITIATIVE CLERMONT AGGLO, 27 rue Jean-Claire, 63 000 CLERMONT-FERRAND		0.00	0.00	0.00	0.04							0.65	0.65				0.46	0.46			
60.9	INITIATIVE HAUTE-LOIRE, Plate-Forme d'Initiative Locale, Bâtiment Hermione, 13 avenue des Belges, 43 000 LE-PUY-EN-VELAY	2007FR162PO004	specific fund	Article 44 §1 (a)	INITIATIVE HAUTE-LOIRE, Bâtiment Hermione, 13 avenue des Belges, 43 000 LE-PUY-EN-VELAY		0.00	0.00	0.00	0.00							0.10	0.10				0.07	0.07			
60.10	INITIATIVE ISSOIRE SANCY VAL D'ALLIER, Plate-Forme d'Initiative Locale, Place du Postillon, 63 500 ISSOIRE	2007FR162PO004	specific fund	Article 44 §1 (a)	INITIATIVE ISSOIRE SANCY VAL D'ALLIER, Place du Postillon, 63 500 ISSOIRE		0.00	0.00	0.00	0.00							0.21	0.21				0.15	0.15			
60.11	INITIATIVE MONTLUCON, Plate-Forme d'Initiative Locale, 15 boulevard Carnot, 03 100 MONTLUCON	2007FR162PO004	specific fund	Article 44 §1 (a)	INITIATIVE MONTLUCON, 15 boulevard Carnot, 03 100 MONTLUCON		0.00	0.00	0.00	0.00							0.21	0.21				0.15	0.15			

France

FR

I. Description and identification of the entities which implement FEIs																										II. Amounts of OP contributions paid to FEIs (HF or specific fund)					III. Investments made by FEIs in final recipients									
1	2	3	4		5	6	7=8+9+10	8	9	10	11	12=13+14+15+16	13	14	15	16	17=18+19+20+21	18	19	20	21	22=23+24+25+26	23	24	25	26														
No.	Name of the fund	Operational Programme(s)	Type of FEI		Fund manager	Fund set-up	Amounts of OP contributions paid to the fund or set aside in case of guarantees (HF or specific fund)	out of which			Management costs and fees	Total number of financial products offered	out of which					OP contributions invested in final recipients	out of which																					
			a) HF/specific fund	b) Article 44 §1 (a) or (b) or (c)				Structural Funds	National public co-financing	National private co-financing			loans	guarantees	equity / venture capital	other products	loan		guarantee	equity / venture capital	other product	loan	guarantee	equity / venture capital	other product															
60.12	INITIATIVE MOULINS, Plate-Forme d'Initiative Locale, 17 cours Jean Jaurès, 03 000 MOULINS.	2007FR162PO004	specific fund	Article 44 §1 (a)	INITIATIVE MOULINS, 17 cours Jean Jaurès, 03 000 MOULINS.			0.00	0.00	0.00	0.00							0.04	0.04				0.03	0.03																
60.13	INITIATIVE RIOM COMBRAILLES, Plate-Forme d'Initiative Locale, 17 avenue Jean Jaurès, 63 200 MOZAC	2007FR162PO004	specific fund	Article 44 §1 (a)	INITIATIVE RIOM COMBRAILLES, 17 avenue Jean Jaurès, 63 200 MOZAC			0.00	0.00	0.00	0.00							0.20	0.20				0.14	0.14																
60.14	INITIATIVE THIERS, Plate-Forme d'Initiative Locale, 47 avenue du Général De Gaulle, BP 90, 63 307 THIERS	2007FR162PO004	specific fund	Article 44 §1 (a)	INITIATIVE THIERS, 47 avenue du Général De Gaulle, BP 90, 63 307 THIERS			0.00	0.00	0.00	0.00							0.31	0.31				0.22	0.22																
60.15	INITIATIVE VICHY, Plate-Forme d'Initiative Locale, 5-15 rue Montaret, 03 200 VICHY	2007FR162PO004	specific fund	Article 44 §1 (a)	INITIATIVE VICHY, 5-15 rue Montaret, 03 200 VICHY			0.00	0.00	0.00	0.00							0.03	0.03				0.02	0.02																
60.16	RESEAU ENTREPRENDRE AUVERGNE, 42/44 avenue Georges Besse, ZI Le Brezet, 63 100 Clermont-Ferrand.	2007FR162PO004	specific fund	Article 44 §1 (a)	RESEAU ENTREPRENDRE AUVERGNE, 42/44 avenue Georges Besse, ZI Le Brezet, 63 100 Clermont-Ferrand.			0.00	0.00	0.00	0.09							0.97	0.97				0.70	0.70																
61	Croissance et Proximité 2 (Rouen)	2007FR162PO005	specific fund	Article 44 §1 (a)	NCI Gestion, société par actions simplifiées (Rouen)	2012	4.18	1.88	0.22	2.08	0.29	20	0	0	20	0	5.09	0.00	0.00	5.09	0.00	1.59	0.00	0.00	1.59	0.00	0.00	1.59	0.00											
62	Fonds régional de garantie Basse-Normandie	2007FR162PO005	specific fund	Article 44 §1 (a)	Bpifrance Régions (ex-OSEO Régions)	2013	1.00	1.00	0.00	0.00	0.00	70	0	70	0	0	10.45	0.00	10.45	0.00	0.00	5.23	0.00	5.23	0.00	0.00	5.23	0.00												
63	Major Capital (Rouen)	2007FR162PO005	specific fund	Article 44 §1 (a)	NCI Gestion, société par actions simplifiées (Rouen)	2012	10.37	4.39	0.80	5.19	0.95	4	0	0	4	0	10.30	0.00	0.00	10.30	0.00	3.67	0.00	0.00	3.67	0.00	0.00	3.67	0.00											
64	APH 21 (DIJON)	2007FR162PO006	specific fund	Article 44 §1 (a)	APH 21 - association - siège social à Dijon	2008	1.19	0.00	1.07	0.12	0.13	515	515	0	0	0	4.45	4.45	0.00	0.00	0.00	0.00	0.00	0.00	0.00	0.00	0.00	0.00	0.00											
65	APH 71 (Chalon sur Saône)	2007FR162PO006	specific fund	Article 44 §1 (a)	APH 71 - association - siège social Chalon sur Saône	2008	0.39	0.15	0.25	0.00	0.05	463	463	0	0	0	2.11	2.11	0.00	0.00	0.00	0.14	0.14	0.00	0.00	0.00	0.00	0.00												
66	BPI France régions (ex-OSEO Garantie) (Maison affort)	2007FR162PO006	specific fund	Article 44 §1 (a)	BPI France régions (ex-OSEO Garantie) (Maison affort) société anonyme SA	2008	3.32	0.83	2.49	0.00	0.00	171	0	171	0	0	16.59	0.00	16.59	0.00	0.00	4.15	0.00	4.15	0.00	0.00	4.15	0.00												
67	Nievre Initiatives Locales (NIL) à Nevers	2007FR162PO006	specific fund	Article 44 §1 (a)	Nievre Initiatives Locales (NIL) - association - siège social à Nevers	2009	0.33	0.15	0.18	0.00	0.06	284	284	0	0	0	2.08	2.08	0.00	0.00	0.00	0.14	0.14	0.00	0.00	0.00	0.00	0.00												
68	REB Quetigny	2007FR162PO006	specific fund	Article 44 §1 (a)	REB Association - siège social QUETIGNY	2008	0.73	0.18	0.55	0.00	0.00	72	72	0	0	0	1.62	1.62	0.00	0.00	0.00	0.18	0.18	0.00	0.00	0.00	0.00	0.00												
69	Yonne Active Création (Auxerre)	2007FR162PO006	specific fund	Article 44 §1 (a)	Yonne Active Création - association - siège social à Auxerre	2009	0.14	0.03	0.06	0.06	0.00	139	139	0	0	0	0.97	0.97	0.00	0.00	0.00	0.03	0.03	0.00	0.00	0.00	0.00	0.00												
70	Fonds de garantie FEDER Région Bretagne, géré par BPI France Régions - 27-31 avenue du Général Leclerc - 94710 MAISONS-ALFORT CEDEX Dossier Présage n° 37165	2007FR162PO007	specific fund	Article 44 §1 (a)	SA BPI France Régions (ex-OSEO Régions) - Société Anonyme à conseil d'administration - 27-31 avenue du Général Leclerc - 94710 MAISONS-ALFORT CEDEX	2011	7.97	1.99	5.99	0.00	0.00	239	0	239	0	0	39.73	0.00	39.73	0.00	0.00	9.93	0.00	9.93	0.00	0.00	9.93	0.00												

France

FR

I. Description and identification of the entities which implement FEIs					II. Amounts of OP contributions paid to FEIs (HF or specific fund)						III. Investments made by FEIs in final recipients																								
1	2	3	4		5	6	7=8+9+10				11	12=13+14+15+16				13	14	15	16	17=18+19+20+21				18	19	20	21	22=23+24+25+26				23	24	25	26
No.	Name of the fund	Operational Programme(s)	Type of FEI		Fund manager	Fund set-up	Amounts of OP contributions paid to the fund or set aside in case of guarantees (HF or specific fund)	out of which			Management costs and fees	Total number of financial products offered	out of which				OP contributions invested in final recipients	out of which				OP contributions invested in final recipients	out of which												
			a) HF/specific fund	b) Article 44, §1 (a) or (b) or (c)				Structural Funds	National public co-financing	National private co-financing			loans	guarantees	equity / venture capital	other products		loan	guarantee	equity / venture capital	other product		loan	guarantee	equity / venture capital	other product									
			of which																								of which								
71	ADIE - Association pour le droit à l'initiative économique REIMS (51)	2007FR162PO008	specific fund	Article 44 §1 (a)	ADIE Association 152, avenue Jean Jaures 51100 REIMS	2009	0.30	0.15	0.15	0.00	0.00	105	105	0	0	0	0	0.30	0.30	0.00	0.00	0.00	0.12	0.12	0.00	0.00	0.00	0.00	0.00	0.00	0.00	0.00	0.00		
72	Association Ardennes Initiative - Charleville-Mézières (08)	2007FR162PO008	specific fund	Article 44 §1 (a)	Ardennes Initiatives Association Parc d'activités du Val de Vence 8, rue de l'artisanat, 08000 CHARLEVILLE-MEZIERES	2010	0.71	0.03	0.03	0.66	0.00	119	119	0	0	0	0	0.71	0.71	0.00	0.00	0.00	0.03	0.03	0.00	0.00	0.00	0.00	0.00	0.00	0.00	0.00			
73	Association Aube Initiative TROYES (10)	2007FR162PO008	specific fund	Article 44 §1 (a)	Aube Initiative Association Association 1, boulevard Charles Baltet 10000 TROYES	2011	0.67	0.20	0.46	0.01	0.00	172	172	0	0	0	0	1.53	1.53	0.00	0.00	0.00	0.19	0.19	0.00	0.00	0.00	0.00	0.00	0.00	0.00	0.00			
74	Association Haute-Marne Initiative SAINT-DIZIER (52)	2007FR162PO008	specific fund	Article 44 §1 (a)	Haute-Marne Initiative Association 55, rue du Président Carnot 52100 Saint-Dizier	2009	0.15	0.06	0.09	0.00	0.00	164	164	0	0	0	0	1.54	1.54	0.00	0.00	0.00	0.06	0.06	0.00	0.00	0.00	0.00	0.00	0.00	0.00	0.00			
75	Association Marne Initiative Sud Est Châlons-en-Champagne (51)	2007FR162PO008	specific fund	Article 44 §1 (a)	Marne Initiative Sud Est Association Association 2, rue de Chasselin 51000 Châlons-en-Champagne	2009	0.40	0.07	0.13	0.19	0.00	46	46	0	0	0	0	0.40	0.40	0.00	0.00	0.00	0.07	0.07	0.00	0.00	0.00	0.00	0.00	0.00	0.00	0.00			
76	Association Réseau Entreprendre REIMS (51)	2007FR162PO008	specific fund	Article 44 §1 (a)	Réseau Entreprendre Association 1 bis, rue Maurice Hollande 51100 REIMS	2012	0.76	0.15	0.24	0.37	0.00	27	27	0	0	0	0	0.76	0.76	0.00	0.00	0.00	0.15	0.15	0.00	0.00	0.00	0.00	0.00	0.00	0.00	0.00			
77	Champagne-Ardenne Active	2007FR162PO008	specific fund	Article 44 §1 (a)	Champagne-Ardenne Active Association Siège social : 51100 REIMS	2009	0.15	0.03	0.05	0.08	0.00	18	0	0	0	18	0	0.33	0.00	0.00	0.33	0.00	0.03	0.00	0.00	0.00	0.00	0.00	0.00	0.00	0.00	0.00			
78	Ex-IRPAC Créations / Champagne-Ardenne Croissance REIMS (51)	2007FR162PO008	specific fund	Article 44 §1 (a)	Champagne-Ardenne Croissance Société de capital risque 10, rue Gaston Boyer 51100 REIMS	2010	1.90	0.00	0.73	1.17	0.00	0	0	0	0	0	1.72	0.00	0.00	0.00	1.72	0.00	0.00	0.00	0.00	0.00	0.00	0.00	0.00	0.00	0.00	0.00			
79	Fonds d'intervention - Innovation Champagne-Ardenne BPI FRANCE	2007FR162PO008	specific fund	Article 44 §1 (a)	BPI France Financement SA à Conseil d'administration 27-31 avenue du Général Leclerc 94710 MAISONS-ALFORT CEDEX	2013	3.91	1.91	0.00	2.00	0.00	14	14	0	0	0	0	3.98	3.98	0.00	0.00	0.00	1.89	1.89	0.00	0.00	0.00	0.00	0.00	0.00	0.00	0.00			
80	OSEO Garantie / BPI France Maisons-Alfort (94)	2007FR162PO008	specific fund	Article 44 §1 (a)	OSEO Garanties Région Société anonyme à conseil d'administration 27-31 avenue du général Leclerc 94710 Maisons Alfort Cedex	2009	3.39	0.94	0.70	1.75	0.00	217	0	217	0	0	15.04	0.00	15.04	0.00	0.00	0.94	0.94	0.00	0.00	0.00	0.00	0.00	0.00	0.00	0.00	0.00			
81	SIAGI Paris (75)	2007FR162PO008	specific fund	Article 44 §1 (a)	SIAGI Société professionnelle 2, rue Jean-Baptiste Pigalle 75009 PARIS	2009	0.60	0.30	0.30	0.00	0.00	131	0	131	0	0	9.22	0.00	9.22	0.00	0.00	0.30	0.30	0.00	0.00	0.00	0.00	0.00	0.00	0.00	0.00	0.00			
82	ADIE - PARIS	2007FR162PO009	specific fund	Article 44 §1 (a)	ADIE ASSOCIATION - 4 Bd Poissonnière - 75009 PARIS	2009	0.08	0.04	0.04	0.00	0.00	0	0	0	0	0	0.08	0.08	0.00	0.00	0.00	0.04	0.04	0.00	0.00	0.00	0.00	0.00	0.00	0.00	0.00	0.00			
83	Bpi France Financement (ex OSEO INNOVATION) 94710 MAISONS-ALFORT	2007FR162PO009	specific fund	Article 44 §1 (a)	Bpi France Financement (ex SA OSEO INNOVATION) - 31 AVENUE DU GENERAL LECLERC - 94710 MAISONS-ALFORT	2009	13.20	9.00	2.10	2.10	0.15	25	25	0	0	0	13.05	13.05	0.00	0.00	0.00	8.85	8.85	0.00	0.00	0.00	0.00	0.00	0.00	0.00	0.00	0.00			
84	CAISSE DE DEVELOPPEMENT ECONOMIQUE DE LA CORSE (CADEC) AJACCIO	2007FR162PO009	specific fund	Article 44 §1 (a)	SA CAISSE DE DEVELOPPEMENT ECONOMIQUE DE LA CORSE (CADEC) - Rés Diamant 3 - Avenue de Paris - AJACCIO	2015	2.00	2.00	0.00	0.00	0.06	17	17	0	0	0	1.94	1.94	0.00	0.00	0.00	1.94	1.94	0.00	0.00	0.00	0.00	0.00	0.00	0.00	0.00	0.00			

France

FR

I. Description and identification of the entities which implement FEIs					II. Amounts of OP contributions paid to FEIs (HF or specific fund)						III. Investments made by FEIs in final recipients																								
1	2	3	4		5	6	7-8-9+10				11	12-13+14+15+16				13	14	15	16	17-18+19+20+21				18	19	20	21	22-23+24+25+26				23	24	25	26
No.	Name of the fund	Operational Programme(s)	Type of FEI		Fund manager	Fund set-up	Amounts of OP contributions paid to the fund or set aside in case of guarantees (HF or specific fund)	out of which			Management costs and fees	Total number of financial products offered	out of which				OP contributions invested in final recipients	out of which				OP contributions invested in final recipients	out of which												
			a) HF/specific fund	b) Article 44 §1 (a) or (b) or (c)				Structural Funds	National public co-financing	National private co-financing			loans	guarantees	equity / venture capital	other products		loan	guarantee	equity / venture capital	other product		loan	guarantee	equity / venture capital	other product									
			of which																								of which								
85	CAISSE DE DEVELOPPEMENT ECONOMIQUE DE LA CORSE (CADEC) - AJACCIO	2007FR162PO009	specific fund	Article 44 §1 (a)	CAISSE DE DEVELOPPEMENT ECONOMIQUE DE LA CORSE - Résidence Diamant 3 - avenue de Paris - AJACCIO	2011	26.00	9.00		17.00	0.00	286	286	0	0	0	0	26.00	26.00	0.00	0.00	0.00	0.00	0.00	0.00	0.00	0.00	0.00	0.00	0.00	0.00	0.00	0.00		
86	CORSE ACTIVE - BASTIA	2007FR162PO009	specific fund	Article 44 §1 (a)	CORSE ACTIVE - ASSOCIATION - Parc technologique de Bastia 20600 BASTIA	2009	0.70	0.35	0.35			38	38	0	0	0	0	0.70	0.70	0.00	0.00	0.00	0.00	0.35	0.35	0.00	0.00	0.00	0.00	0.00	0.00	0.00			
87	CORSE ACTIVE - BASTIA (2)	2007FR162PO009	specific fund	Article 44 §1 (a)	CORSE ACTIVE - ASSOCIATION - Parc technologique de Bastia 20600 BASTIA	2009	0.38	0.19	0.19			91	0	0	0	91	0.38	0.00	0.00	0.00	0.38	0.19	0.00	0.00	0.00	0.00	0.00	0.00	0.00	0.00	0.00	0.19			
88	CORSE ACTIVE BASTIA (3)	2007FR162PO009	specific fund	Article 44 §1 (a)	CORSE ACTIVE - ASSOCIATION - Parc technologique de Bastia - 20600 BASTIA	2009	1.00	0.50	0.50			284	0	284	0	0	0	1.00	0.00	1.00	0.00	0.00	0.00	0.50		0.50	0.00	0.00	0.00	0.00	0.00				
89	CORSE INITIATIVE RESEAU - BASTIA	2007FR162PO009	specific fund	Article 44 §1 (a)	CORSE INITIATIVE RESEAU - Parc technologique de Bastia - 20601 BASTIA	2009	0.76	0.38	0.38			70	70	0	0	0	0	0.76	0.76	0.00	0.00	0.00	0.00	0.38	0.38	0.00	0.00	0.00	0.00	0.00	0.00	0.00			
90	FEMU QUI SA - BASTIA	2007FR162PO009	specific fund	Article 44 §1 (a)	FEMU QUI SA - Maison du parc technologique - ZI d'Etrabolo - 20601 BASTIA	2009	6.00	3.00	3.00			23	23	0	0	0	0	5.06	5.06	0.00	0.00	0.00	0.00	2.03	2.03	0.00	0.00	0.00	0.00	0.00	0.00	0.00			
91	OSEO FINANCEMENT - 94710 MAISON ALFORT	2007FR162PO009	specific fund	Article 44 §1 (a)	OSEO FINANCEMENT - 31 AVENUE DU GENERAL LECLERC - 94710 MAISON-ALFORT	2009	3.00	0.00	3.00			99	99	0	0	0	0	7.50	7.50	0.00	0.00	0.00	0.00	0.00	0.00	0.00	0.00	0.00	0.00	0.00	0.00	0.00			
92	OSEO GARANTIE - 94710 MAISON-ALFORT	2007FR162PO009	specific fund	Article 44 §1 (a)	SA OSEO GARANTIE - 31 AVENUE DU GENERAL LECLERC - 94710 MAISON-ALFORT	2009	3.00	3.00				258	0	258	0	0	0.00	0.00	0.00	0.00	0.00	0.00	3.03		3.03	0.00	0.00	0.00	0.00	0.00	0.00				
93	Bpifrance Financement 27-31 avenue du général Leclerc 94710 Maisons Alfort	2007FR162PO010	specific fund	Article 44 §1 (a)	Bpifrance Financement 27-31 avenue du général Leclerc 94710 Maisons Alfort	2013	1.94	0.97	0.97	0.00	0.00	1	1	0	0	0	0	1.94	1.94	0.00	0.00	0.00	0.00	0.97	0.97	0.00	0.00	0.00	0.00	0.00	0.00				
94	Bpifrance Régions 27-31 avenue du général Leclerc 94710 Maisons Alfort RCS Créteil	2007FR162PO010	specific fund	Article 44 §1 (a)	Bpifrance Régions 27-31 avenue du général Leclerc 94710 Maisons Alfort	2012	0.47	0.23	0.23	0.00	0.00	9	0	9	0	0	0	2.35	0.00	2.35	0.00	0.00	0.23		0.23	0.00	0.00	0.00	0.00	0.00	0.00				
95	INVEST PME 9, avenue des montboucons Témis center 2 25000 BESANCON	2007FR162PO010	specific fund	Article 44 §1 (a)	INVEST PME 9, avenue des montboucons Témis center 2 25000 BESANCON	2011	2.92	0.62	0.63	1.47	0.49	9	0	0	0	9	0	2.42	0.00	0.00	2.42	0.00	0.51		0.00	0.00	0.00	0.51	0.00	0.00	0.51	0.00			
96	Major Capital - Fonds Commun de Placement à Risques NCI Gestion, SAS, 57 avenue de Bretagne - ROUEN	2007FR162PO011	specific fund	Article 44 §1 (a)	NCI Gestion, SAS, 57 avenue de Bretagne - ROUEN	2009	3.84	2.00	1.84	0.00	0.00	5	0	0	0	5	0	2.69	0.00	0.00	2.69	0.00	1.34		0.00	0.00	0.00	1.34	0.00	0.00	1.34	0.00			
97	Fonds régional de co-investissement Ile de France - Société anonyme par actions à associé unique -35 boulevard des invalides 75007 Paris	2007FR162PO012	specific fund	Article 44 §1 (a)	Il s'agit d'une entité indépendante (SAS) dont la région Ile-de-France est l'associé unique. Société de gestion de portefeuille agréée par l'AMF sous le n° 077000047 Cap Capital Management SAS 21 bis rue Lord Byron 75008 Paris.	2011	6.00	3.00	3.00	0.00	0.00	0	0	0	0	0	0	6.00	0.00	0.00	6.00	0.00	3.00		0.00	0.00	0.00	3.00	0.00	0.00	3.00	0.00			

France

FR

I. Description and identification of the entities which implement FEIs						II. Amounts of OP contributions paid to FEIs (HF or specific fund)					III. Investments made by FEIs in final recipients															
1	2	3	4		5	6	7=8+9+10	8	9	10	11	12=13+14+15+16	13	14	15	16	17=18+19+20+21	18	19	20	21	22=23+24+25+26	23	24	25	26
No.	Name of the fund	Operational Programme(s)	Type of FEI		Fund manager	Fund set-up	Amounts of OP contributions paid to the fund or set aside in case of guarantees (HF or specific fund)	out of which			Management costs and fees	Total number of financial products offered	out of which					OP contributions invested in final recipients	out of which							
			a) HF/specific fund	b) Article 44 §1 (a) or (b) or (c)				Structural Funds	National public co-financing	National private co-financing			loans	guarantees	equity / venture capital	other products	loan		guarantee	equity / venture capital	other product	loan	guarantee	equity / venture capital	other product	
98	Initiative Ile-de-France (association loi 1901) 25 rue du général FOY 75008 Paris	2007FR162PO012	specific fund	Article 44 §1 (a)	Initiative Ile-de-France (association loi 1901) 25 rue du général FOY 75008 Paris. Le montant de 266 202€ comprend les frais de gestion.	2012	0.53	0.27	0.27	0.00	0.01	25	25	0	0	0	0.52	0.52	0.00	0.00	0.00	0.26	0.26	0.00	0.00	0.00
99	OSEO SA Identifiée sous le numéro 320 252 489 RCS Créteil dont le siège social est à Maisons Alfort	2007FR162PO012	specific fund	Article 44 §1 (a)	OSEO SA Identifiée sous le numéro 320 252 489 RCS Créteil dont le siège social est à Maisons Alfort 94710, 2731 avenue du Général Leclerc. OSEO est devenu BPIFRANCE.	2009	6.00	3.00	0.00	3.00	0.00	0	0	0	0	0	0.00	0.00	0.00	0.00	0.00	0.00	0.00	0.00	0.00	0.00
100	FONDS DE PARTICIPATION JER-06 JEREMIE LANGUEDOC-ROUSSILLON / FRANCE LUXEMBOURG	2007FR162PO013	HF	-	European Investment Fund	2008	30.00	15.00	15.00	0.00	2.75															
100.1	Prêt d'honneur - Capital-risque - Garantie en Languedoc-Roussillon	2007FR162PO013	specific fund	Article 44 §1 (a)	CREALIA, Montpellier SORIDEC, Montpellier Banque Populaire du Sud, Montpellier	2010	28.36	14.18	14.18	0.00	1.58	1757	195	1529	33		26.76	2.35	14.88	9.54		13.38	1.17	7.44	4.77	
101	FCI LIMOUSIN - DYNALIM	2007FR162PO014	specific fund	Article 44 §1 (a)	SIPAREX SIGEFI PRIVATE EQUITY / SASU au capital de 19.9 M€, immatriculée au RCS de Limoges sous le N° 528 295 057	2012	9.80	4.90	4.90	0.00	0.64	30	0	0	30	0	9.80	0.00	0.00	9.80	0.00	4.90	0.00	0.00	4.90	0.00
102	Fonds de garantie FEDER Limousin	2007FR162PO014	specific fund	Article 44 §1 (a)	BPI FRANCE REGIONS / SA / 27-31 avenue du Général Leclerc -94710 MAISONS-ALFORT Cedex	2008	9.70	1.90	4.60	3.20	0.40	195	0	195	0	0	39.27	0.00	39.27	0.00	0.00	1.90		1.90	0.00	0.00
103	Prêt d'Honneur à l'Amorçage Régional (PHAR) LIMOUSIN INITIATIVE/16 place Jourdan, 87 000 Limoges	2007FR162PO014	specific fund	Article 44 §1 (c)	LIMOUSIN INITIATIVE/Association loi 1901/Limoges	2011	1.04	0.16	0.88		0.03	0		0	0		1.04	1.04	0.00	0.00	0.00	0.16	0.16	0.00	0.00	0.00
104	Prêt d'honneur / Initiative Creuse Gartempe / Creuse	2007FR162PO014	specific fund		Initiative Creuse Gartempe / Association Loi 1901 / Creuse	2008	0.32	0.02	0.14	0.16	0.01	0		0	0	0	0.32	0.32	0.00	0.00	0.00	0.02	0.02	0.00	0.00	0.00
105	Prêts d'honneur / initiative CORREZE / Corrèze	2007FR162PO014	specific fund	Article 44 §1 (c)	Initiative Corrèze / Association Loi 1901 / Corrèze	2008	1.84	0.13	0.63	1.08	0.03	0		0	0	0	1.72	1.72	0.00	0.00	0.00	0.13	0.13	0.00	0.00	0.00
106	Prêt d'honneur / Initiative Haute-Vienne/ Haute-Vienne	2007FR162PO014	specific fund	Article 44 §1 (c)	Initiative Haute-Vienne / association / Limoges	2008	2.89	0.19	0.55	2.14	0.08	0		0	0	0	2.89	2.89	0.00	0.00	0.00	0.19	0.19	0.00	0.00	0.00
107	Association pour le Développement Economique de la Moselle - 57000 Metz	2007FR162PO015	specific fund	Article 44 §1 (a)	Association pour le Développement Economique de la Moselle - 57000 Metz	2009	2.00	0.50	0.50	1.00	0.00	50	50	0	0	0	0.50	0.50	0.00	0.00	0.00	0.50	0.50	0.00	0.00	0.00
108	Association régionale Complémentaires Inter associations de Prêts d'Honneur - 54000 Jouff	2007FR162PO015	specific fund	Article 44 §1 (a)	Association régionale Complémentaires Inter associations de Prêts d'Honneur - 54000 Jouff	2008	0.52	0.13	0.35	0.04	0.03	573	573	0	0	0	0.13	0.13	0.00	0.00	0.00	0.13	0.13	0.00	0.00	0.00

France

FR

I. Description and identification of the entities which implement FEIs						II. Amounts of OP contributions paid to FEIs (HF or specific fund)					III. Investments made by FEIs in final recipients															
1	2	3	4		5	6	7=8+9+10	8	9	10	11	12=13+14+15+16	13	14	15	16	17=18+19+20+21	18	19	20	21	22=23+24+25+26	23	24	25	26
No.	Name of the fund	Operational Programme(s)	Type of FEI		Fund manager	Fund set-up	Amounts of OP contributions paid to the fund or set aside in case of guarantees (HF or specific fund)	out of which			Management costs and fees	Total number of financial products offered	out of which					OP contributions invested in final recipients	out of which							
			a) HF/specific fund	b) Article 44 §1 (a) or (b) or (c)				Structural Funds	National public co-financing	National private co-financing			loans	guarantees	equity / venture capital	other products	loan		guarantee	equity / venture capital	other product	loan	guarantee	equity / venture capital	other product	
			OF contributions invested in final recipients																							
109	CHAMBRE DE COMMERCE, D'INDUSTRIE ET DE SERVICES DE LA MOSELLE - 57000 METZ	2007FR162PO015	specific fund	Article 44 §1 (a)	CHAMBRE DE COMMERCE, D'INDUSTRIE ET DE SERVICES DE LA MOSELLE	2013	1.05	0.23	0.38	0.44		63	63	0	0	0	0.23	0.23	0.00	0.00	0.00	0.23	0.23	0.00	0.00	0.00
110	CHAMBRE DE COMMERCE ET D'INDUSTRIE DE MEURTHE-ET-MOSELLE - 54000 NANCY	2007FR162PO015	specific fund	Article 44 §1 (a)	CHAMBRE DE COMMERCE ET D'INDUSTRIE DE MEURTHE-ET-MOSELLE	2013	0.21	0.10	0.05	0.06		24	24	0	0	0	0.10	0.10	0.00	0.00	0.00	0.10	0.10	0.00	0.00	0.00
111	CHAMBRE DE COMMERCE ET D'INDUSTRIE DES VOSGES	2007FR162PO015	specific fund	Article 44 §1 (a)	CHAMBRE DE COMMERCE ET D'INDUSTRIE DES VOSGES 88000 EPINAL	2013	0.50	0.11	0.14	0.25		20	20	0	0	0	0.11	0.11	0.00	0.00	0.00	0.11	0.11	0.00	0.00	0.00
112	Conseil régional de Lorraine (1/3) 57000 Metz	2007FR162PO015	specific fund	Article 44 §1 (a)	Fonds Lorrain des Matériaux Société par Action Simplifiée 57000 Metz	2009	10.45	4.14	2.47	3.84	1.28	9	0	0	9	0	7.14	0.00	0.00	7.14	0.00	2.10	0.00	0.00	2.10	0.00
113	Conseil régional de Lorraine (2/3) 57000 Metz	2007FR162PO015	specific fund	Article 44 §1 (a)	BPI France (anciennement Oséo Garanties région Société Anonyme 94710 Maison-Afort)	2008	5.91	2.05	3.86	0.00	0.56	205	0	205	0	0	35.15	0.00	35.15	0.00	0.00	10.24	0.00	0.00	10.24	0.00
114	Conseil régional de Lorraine (3/3) 57000 Metz	2007FR162PO015	specific fund	Article 44 §1 (a)	BPI France - 94710 Maison-Afort	2014	0.44	0.22	0.22	0.00	0.01	21	0	21	0	0	1.32	0.00	1.32	0.00	0.00	0.66	0.00	0.00	0.66	0.00
115	France Active Garantie (FAG) 75000 Paris	2007FR162PO015	specific fund	Article 44 §1 (a)	France Active Garantie (FAG)	2014	0.27	0.07	0.20	0.00		48	0	48	0	0	0.07	0.00	0.07	0.00	0.00	0.07	0.07	0.00	0.00	0.00
116	Lorraine Initiative (RLPFI) - 54000 Jouff	2007FR162PO015	specific fund	Article 44 §1 (a)	Lorraine Initiative (RLPFI) - 54000 Jouff - Association	2009	0.82	0.21	0.48	0.14	0.03	214	214	0	0	0	0.21	0.21	0.00	0.00	0.00	0.21	0.21	0.00	0.00	0.00
117	Réseau Entreprendre Lorraine - 54000 Maxéville	2007FR162PO015	specific fund	Article 44 §1 (a)	Réseau Entreprendre Lorraine - Association - 54000 Maxéville	2009	0.45	0.06	0.08	0.31	0.00	34	34	0	0	0	0.06	0.06	0.00	0.00	0.00	0.06	0.06	0.00	0.00	0.00
118	Fonds de co-investissement public du Conseil régional des Pays de la Loire Grille du tribunal de commerce de Nantes	2007FR162PO016	specific fund	Article 44 §1 (a)	SIGEFI PRIVATE EQUITY Société par action simplifiée (SAS) 139, rue Vendôme 89 006 LYON FRANCE	2012	2.00	0.60	1.40	0.00	0.10	26	0	0	26	0	4.65	0.00	0.00	4.65	0.00	0.60	0.00	0.00	0.60	0.00
119	Banque Publique d'Investissement France - Créteil (N° 42512)	2007FR162PO017	specific fund	Article 44 §1 (a)	Banque Publique d'Investissement France - société anonyme - maisons-Afort	2013	5.35	2.70	2.65	0.00	0.05	39	39	0	0	0	5.29	5.29	0.00	0.00	0.00	2.65	2.65	0.00	0.00	0.00
120	Flandre Intérieure Initiative (N° 30666)	2007FR162PO017	specific fund	Article 44 §1 (a)	Flandre Intérieure Initiative	2008	0.12	0.05	0.07	0.00	0.00	0	0	0	0	0	0.98	0.98	0.00	0.00	0.00	0.05	0.05	0.00	0.00	0.00
121	France Active garantie - Paris (N° 41928)	2007FR162PO017	specific fund	Article 44 §1 (a)	France Active garantie - société anonyme - Paris	2013	4.02	2.49	1.53	0.00	0.12	980	0	980	0	0	19.54	0.00	19.54	0.00	0.00	2.42	2.42	0.00	0.00	0.00
122	France Active garantie - Paris (N° PRESAGE 43978)	2007FR162PO017	specific fund	Article 44 §1 (a)	France Active garantie - société anonyme - Paris	2015	1.50	0.75	0.75	0.00	0.03	412	0	412	0	0	7.39	0.00	7.39	0.00	0.00	3.69	3.69	0.00	0.00	0.00
123	Nord France Aménagement - Lille (N° présage 40255)	2007FR162PO017	specific fund	Article 44 §1 (a)	Sparex Proximité Innovation, société par actions simplifiée, 27, rue Marbeuf 75008 PARIS	2012	9.90	6.50	3.40	0.00	0.92	33	0	0	33	0	9.03	0.00	0.00	9.03	0.00	5.93	0.00	0.00	5.93	0.00
124	Sambre avesnois Initiative (N°30625)	2007FR162PO017	specific fund	Article 44 §1 (a)	Sambre avesnois Initiative	2008	0.12	0.00	0.10	0.01	0.00	0	0	0	0	0	0.34	0.34	0.00	0.00	0.00	0.00	0.00	0.00	0.00	0.00

France

FR

I. Description and identification of the entities which implement FEIs					II. Amounts of OP contributions paid to FEIs (HF or specific fund)					III. Investments made by FEIs in final recipients																			
1	2	3	4		5	6	7=8+9+10	8	9	10	11	12=13+14+15+16	13	14	15	16	17=18+19+20+21	18	19	20	21	22=23+24+25+26	23	24	25	26			
No.	Name of the fund	Operational Programme(s)	Type of FEI		Fund manager	Fund set-up	Amounts of OP contributions paid to the fund or set aside in case of guarantees (HF or specific fund)	out of which			Management costs and fees	Total number of financial products offered	out of which				OP contributions invested in final recipients	out of which				out of which							
			a) HF/specific fund	b) Article 44 §1 (a) or (b) or (c)				Structural Funds	National public co-financing	National private co-financing			loans	guarantees	equity / venture capital	other products		loan	guarantee	equity / venture capital	other product	loan	guarantee	equity / venture capital	other product				
125	SA Picarde Energie & développement durable - Amiens	2007FR162PO018	specific fund	Article 44 §1 (a)	GIE FP développement - 18, rue lamartine - 80000 AMIENS	2009	3.75	0.75	3.00	0.00	0.00																		
126	Poitou Charentes innovation (PCI) siège : 3 rue rasoul Follereau 86000 POITIERS	2007FR162PO019	specific fund	Article 44 §1 (a)	SA ALTO INVEST 65 RUE DU MARECHAL FOCH 78000 VERSAILLES	2011	4.20	2.10	2.10	0.00	0.06	20	0	0	20	0	4.20	0.00	0.00	4.20	0.00	2.10	0.00	0.00	2.10	0.00			
127	SAS FONDS DE CO INVESTISSEMENT POITOU CHARENTES SIEGE 15 RUE DE L'ANCIENNE COMEDIE 86000 POITIERS	2007FR162PO019	specific fund	Article 44 §1 (a)	SOCIETE DE GESTION DES FONDS D'INVESTISSEMENTS DE BRETAGNE - SOCIETE PAR ACTIONS SIMPLIFIEES (SAS) à compter du 01/01/2014 lieu dit NESTADIO 56680 PLOUHINEC	2014	5.30	2.65	2.65	0.00	0.00	20	0	0	20	0	5.30	0.00	0.00	5.30	0.00	2.65	0.00	0.00	2.65	0.00			
128	JER-014 - JEREME PACA LUXEMBOURG	2007FR162PO020	HF	-	European Investment Fund	2011	20.00	10.00	10.00	0.00	1.73																		
128.1	Fis Loss Portfolio Garantie	2007FR162PO020	specific fund	Article 44 §1 (a)	Banque Populaires et Caisse d'épargne (BPCE), Paris		18.50	9.25	9.25	0.00	0.00																		
129	PACA INVESTISSEMENT	2007FR162PO020	HF	-	SAS Provence Côte d'Azur Investissement - 27 place Jules Guesdes - 13 481 Marseille cedex 20	2010	19.45	9.73	9.73	0.00																			
129.1	SAS Provence Côte d'Azur Investissement - 27 place Jules Guesdes - 13 481 Marseille cedex 20	2007FR162PO020	specific fund	Article 44 §1 (a)	Turennes capital partenaires - 9 rue de Téhéran - 75008 PARIS	2010	19.45	9.73	9.73	0.00	1.68	6			6		3.90			3.90		1.95			1.95				
130	Fonds de garantie Artisanal et de Commerce de Midi-Pyrénées	2007FR162PO021	specific fund	Article 44 §1 (a)	SIAGI Paris	2009	1.49	0.99	0.50		0.00	332	0	332	0	0	12.40	0.00	12.40	0.00	0.00	0.99		0.99	0.00	0.00			
131	Fonds de prêt plate-forme initiative locale	2007FR162PO021	specific fund	Article 44 §1 (a)	Haute-Garonne Initiative Toulouse	2010	0.17	0.05	0.05	0.07	0.00	12	12	0	0	0	0.00		0.00	0.00	0.00	0.00		0.00	0.00	0.00			
132	Fonds FEDER Midi-Pyrénées adossé au Fonds Régional de Garantie Midi-Pyrénées	2007FR162PO021	specific fund	Article 44 §1 (a)	BPI France (Maisons Allort)	2009	4.80	4.80			0.29	175	0	175	0	0	24.02	0.00	24.02	0.00	0.00	4.80		4.80	0.00	0.00			
133	Dispositif INOVIZI porté par Initiative Rhône-Alpes CRAIRA - 2 place André Larajet 69008 Lyon	2007FR162PO022	specific fund	Article 44 §1 (a)	Initiative Rhône-Alpes CRAIRA - 2 place André Larajet 69008 Lyon	2011	6.96	3.06	2.97	0.93	0.21	242	242	0	0	0	6.75	6.75	0.00	0.00	0.00	2.85	2.85	0.00	0.00	0.00			
TOTAL OP contributions provided							94.65	52.73	41.93	0.00	5.95						52.50	24.18	14.88	13.44		30.93	16.77	7.44	6.72				
from MA to HF's																													
from HF's to specific funds							66.31	33.16	33.16	0.00	5.75	1763	195	1529	39			62.50	24.18	14.88	13.44		30.93	16.77	7.44	6.72			

France

FR

I. Description and identification of the entities which implement FEIs					II. Amounts of OP contributions paid to FEIs (HF or specific fund)					III. Investments made by FEIs in final recipients																
1	2	3	4		5	6	7=8+9+10	8	9	10	11	12=13+14+15+16	13	14	15	16	17=18+19+20+21	18	19	20	21	22=23+24+25+26	23	24	25	26
No.	Name of the fund	Operational Programme(s)	Type of FEI		Fund manager	Fund set-up	Amounts of OP contributions paid to the fund or set aside in case of guarantees (HF or specific fund)	out of which			Management costs and fees	Total number of financial products offered	out of which				OP contributions invested in final recipients	out of which				GF contributions invested in final recipients	out of which			
			a) HF/Specific fund	b) Article 44, §1 (a) or (b) or (c)				Structural Funds	National public co-financing	National private co-financing			loans	guarantees	equity / venture capital	other products		loan	guarantee	equity / venture capital	other product		loan	guarantee	equity / venture capital	other product
					pruvencu	from MA directly to specific funds	347.37	149.79	122.32	75.27	9.93	14763	6143	8266	261	91	680.47	132.02	432.57	113.79	2.10	158.59	37.45	76.03	44.92	0.19

Hungary

HU

I. Description and identification of the entities which implement FEIs					II. Amounts of OP contributions paid to FEIs (HF or specific fund)						III. Investments made by FEIs in final recipients																														
1	2	3	4		5	6	7-8+9+10			11	12=13+14+15+16				13	14	15	16	17=18+19+20+21				18	19	20	21	22=23+24+25+26				23	24	25	26							
			Type of FEI				Fund manager	Fund setup	Amounts of OP contributions paid to the fund or set aside in case of guarantee (HF or specific fund)		out of which			Management costs and fees					Total number of financial products offered	out of which							OP contributions invested in final recipients	out of which							SF contributions invested in final recipients	out of which					
			a) HF/specific fund	b) Article 44, §1 (a) or (b) or (c)							Structural Funds	National public co-financing	National private co-financing							loans	guarantees	equity / venture capital						other products	loan	guarantee						equity / venture capital	other product	loan	guarantee	equity / venture capital	other product
1	HUNGARIAN DEVELOPMENT BANK PLC, BUDAPEST	2007HU161PO001	HF	-	Hungarian Development Bank Plc (MFB Zrt.), Budapest	2009	687.07	584.01	103.06	0.00	13.29																														
1		2007HU162PO001	HF	-		2007	135.11	114.84	20.27	0.00	1.82																														
1.1	3A Takarékszövetkezet, Kunszentmárton	2007HU161PO001	specific fund	Article 44 §1 (a)	3A Takarékszövetkezet, Kunszentmárton	2009	0.73	0.62	0.11	0.00	0.00	0.00	0.00	0.00																											
1.2	ABC Kockázati Tőkealap, Budapest	2007HU161PO001	specific fund	Article 44 §1 (a)	ABC Kockázati Tőkealap, Budapest	2013	9.67	7.90	1.77	0.00	0.00	0.00			0.00																										
1.3	AGRIA Takarékszövetkezet, Bélapátfalva	2007HU161PO001	specific fund	Article 44 §1 (a)	AGRIA Takarékszövetkezet, Bélapátfalva	2008	0.11	0.10	0.02	0.00	0.00	0.00	0.00	0.00	0.00	0.00																									
1.4	Aktiv Hitel Zrt., Nyírmeggyes	2007HU161PO001	specific fund	Article 44 §1 (a)	Aktiv Hitel Zrt., Nyírmeggyes	2009	0.63	0.53	0.09	0.00	0.00	0.00	0.00	0.00	0.00																										
1.5	Altold-Faktoring Pénzügyi Szolgáltató Zártkörűen Működő Részvénytársaság, Szeged	2007HU161PO001	specific fund	Article 44 §1 (a)	Altold-Faktoring Pénzügyi Szolgáltató Zártkörűen Működő Részvénytársaság, Szeged	2012	2.80	2.38	0.42	0.00	0.00	0.00	0.00	0.00	0.00																										
1.5		2007HU162PO001				2012	0.00	0.00	0.00	0.00	0.00	0.00	0.00	0.00	0.00	0.00																									
1.6	Alliance Jura-Hongrie Kockázati Tőkealapkezelő Zrt.	2007HU161PO001	specific fund	Article 44 §1 (a)	Alliance Jura-Hongrie Kockázati Tőkealapkezelő Zrt.	2013	9.67	7.95	1.72	0.00	0.00	0.00	0.00			0.00																									
1.7	Arneus Credit Zrt., Budapest	2007HU161PO001	specific fund	Article 44 §1 (a)	Arneus Credit Zrt., Budapest	2013	9.74	8.28	1.46	0.00	0.00	0.00	0.00	0.00	0.00																										
1.8	AXON Pénzügyi és Lizing Zártkörűen Működő Részvénytársaság, Budapest	2007HU161PO001	specific fund	Article 44 §1 (a)	AXON Pénzügyi és Lizing Zártkörűen Működő Részvénytársaság, Budapest	2012	6.12	5.20	0.92	0.00	0.00	0.00	0.00	0.00	0.00																										
1.9	AZÜR Takarékszövetkezet, Sátorajuhely	2007HU161PO001	specific fund	Article 44 §1 (a)	AZÜR Takarékszövetkezet, Sátorajuhely	2013	7,662.00	6,513.00	1,149.00	0.00	0.00	0.00	0.00			0.00																									
1.10	B3 TAKARÉK Szövetkezet, Szentgál	2007HU161PO001	specific fund	Article 44 §1 (a)	B3 TAKARÉK Szövetkezet, Szentgál	2009	2.13	1.81	0.32	0.00	0.00	0.00	0.00	0.00	0.00	0.00																									
1.11	B3 TAKARÉK Szövetkezet	2007HU162PO001	specific fund	Article 44 §1 (c)	B3 TAKARÉK Szövetkezet	2013	0.36	0.30	0.05	0.00	0.00	0.00	0.00	0.00	0.00																										
1.12	Bács-Kiskun Megyei Vállalkozásfejlesztési Alapítvány, Kecskemét	2007HU161PO001	specific fund	Article 44 §1 (a)	Bács-Kiskun Megyei Vállalkozásfejlesztési Alapítvány, Kecskemét	2008	1.67	1.42	0.25	0.00	0.00	0.00	0.00	0.00	0.00																										
1.13	Bak és Vidéke Takarékszövetkezet, Bak	2007HU161PO001	specific fund	Article 44 §1 (a)	Bak és Vidéke Takarékszövetkezet, Bak	2012	1.42	1.21	0.21	0.00	0.00	0.00	0.00	0.00	0.00	0.00																									
1.14	Baranya Megyei Vállalkozói Központ, Pécs	2007HU161PO001	specific fund	Article 44 §1 (a)	Baranya Megyei Vállalkozói Központ, Pécs	2008	14.35	12.19	2.15	0.00	0.00	0.00	0.00	0.00	0.00																										
1.15	Békés Megyei Vállalkozásfejlesztési Közös Képzési Alapítvány, Békéscsaba	2007HU161PO001	specific fund	Article 44 §1 (a)	Békés Megyei Vállalkozásfejlesztési Közös Képzési Alapítvány, Békéscsaba	2011	7.06	6.00	1.06	0.00	0.00	0.00	0.00	0.00	0.00																										
1.16	BG Finance Zártkörűen Működő Részvénytársaság, Budapest	2007HU161PO001	specific fund	Article 44 §1 (a)	BG Finance Zártkörűen Működő Részvénytársaság, Budapest	2011	18.27	15.53	2.74	0.00	0.00	0.00	0.00	0.00	0.00																										
1.16		2007HU162PO001				2011	8.58	7.29	1.29	0.00	0.00	0.00	0.00	0.00	0.00	0.00																									
1.17	Bohemian Financing Zártkörűen Működő Részvénytársaság, Budapest	2007HU161PO001	specific fund	Article 44 §1 (a)	Bohemian Financing Zártkörűen Működő Részvénytársaság, Budapest	2013	6.43	5.46	0.96	0.00	0.00	0.00	0.00	0.00	0.00																										
1.18	Boly és Vidéke Takarékszövetkezet, Boly	2007HU161PO001	specific fund	Article 44 §1 (a)	Boly és Vidéke Takarékszövetkezet, Boly	2009	0.16	0.14	0.02	0.00	0.00	0.00	0.00	0.00	0.00	0.00																									
1.19	Bonitás KTK Zrt., Budapest	2007HU161PO001	specific fund	Article 44 §1 (a)	Bonitás KTK Zrt., Budapest	2012	14.51	11.88	2.64	0.00	0.00	0.00	0.00			0.00																									

Hungary

HU

I. Description and identification of the entities which implement FEIs						II. Amounts of OP contributions paid to FEIs (HF or specific fund)					III. Investments made by FEIs in final recipients																					
1	2	3	4		5	6	7+8+9+10			11	12=13+14+15+16				13	14	15	16	17=18+19+20+21				18	19	20	21	22=23+24+25+26					
			a) HF/specific fund	b) Article 44 §1 (a) or (b) or (c)			Fund manager	Fund set-up	Amounts of OP contributions paid to the fund or set aside in case of guarantees (HF or specific fund)		out of which			Management costs and fees					Total number of financial products offered	out of which							OP contributions invested in final recipients	out of which				SF contributions invested in final recipients
Structural Funds	National public re-financing	National private co-financing			loans	guarantees				equity / venture capital	other products	loan	guarantee		equity / venture capital	other product	loan	guarantee		equity / venture capital	other product											
1.20	Budapest Bank Zrt., Budapest	2007HU161PO001	specific fund	Article 44 §1 (a)	Budapest Bank Zrt., Budapest	2008	1.73	1.47	0.26	0.00	0.00	0.00	0.00	0.00	0.00					1.73	1.19	0.54				1.47	1.01	0.45				
1.20	Budapest Bank Zrt., Budapest	2007HU162PO001	specific fund	Article 44 §1 (a)	Budapest Bank Zrt., Budapest	2009	0.75	0.64	0.11	0.00	0.00	0.00	0.00	0.00	0.00					0.70	0.03	0.67				0.59	0.02	0.57				
1.21	Buda Regionális Bank Zártkörűen Működő Részvénytársaság, Herceghalom	2007HU161PO001	specific fund	Article 44 §1 (a)	Buda Regionális Bank Zártkörűen Működő Részvénytársaság, Herceghalom	2012	0.00	0.00	0.00	0.00	0.00	0.00	0.00	0.00						0.00	0.00					0.00	0.00					
1.22	Capital Hitelház Zártkörűen Működő Részvénytársaság, Budapest	2007HU161PO001	specific fund	Article 44 §1 (a)	Capital Hitelház Zártkörűen Működő Részvénytársaság, Budapest	2014	1.61	1.37	0.24	0.00	0.00	0.00	0.00	0.00						1.61	1.61					1.37	1.37					
1.23	Carion Finanszírozási Centrum Zrt., Budapest	2007HU161PO001	specific fund	Article 44 §1 (a)	Carion Finanszírozási Centrum Zrt., Budapest	2011	16.30	13.85	2.44	0.00	0.00	0.00	0.00	0.00						14.75	14.75					12.54	12.54					
1.24	Carion Ingatlanfinanszírozási Centrum Zrt., Budapest	2007HU162PO001	specific fund	Article 44 §1 (a)	Carion Ingatlanfinanszírozási Centrum Zrt., Budapest	2010	13.15	11.17	1.97	0.00	0.00	0.00	0.00	0.00						11.85	11.85					10.08	10.08					
1.25	Central-Fund Kockázati Tőkealap-kezelő Zártkörűen Működő Részvénytársaság, Budapest	2007HU161PO001	specific fund	Article 44 §1 (a)	Central-Fund Kockázati Tőkealap-kezelő Zártkörűen Működő Részvénytársaság, Budapest	2009	11.29	8.94	2.34	0.00	0.00	0.00	0.00	0.00						7.93		7.93				6.74		6.74				
1.26	CIB Bank Zrt., Budapest	2007HU161PO001	specific fund	Article 44 §1 (a)	CIB Bank Zrt., Budapest	2008	1.01	0.86	0.15	0.00	0.00	0.00	0.00	0.00	0.00	0.00					0.96	0.96	0.00				0.82	0.82	0.00			
1.26	CIB Bank Zrt., Budapest	2007HU162PO001	specific fund	Article 44 §1 (a)	CIB Bank Zrt., Budapest	2009	0.10	0.09	0.02	0.00	0.00	0.00	0.00	0.00	0.00	0.00	0.00					0.10	0.10	0.00				0.09	0.09	0.00		
1.27	City-Faktor Pénzügyi Szolgáltató Zártkörűen Működő Részvénytársaság, Budapest	2007HU161PO001	specific fund	Article 44 §1 (a)	City-Faktor Pénzügyi Szolgáltató Zártkörűen Működő Részvénytársaság, Budapest	2011	6.06	5.15	0.91	0.00	0.00	0.00	0.00	0.00						4.97	4.97					4.22	4.22					
1.27	City-Faktor Pénzügyi Szolgáltató Zártkörűen Működő Részvénytársaság, Budapest	2007HU162PO001	specific fund	Article 44 §1 (a)	City-Faktor Pénzügyi Szolgáltató Zártkörűen Működő Részvénytársaság, Budapest	2011	4.81	4.09	0.72	0.00	0.00	0.00	0.00	0.00						4.68	4.68					3.98	3.98					
1.28	Commerzbank Zrt., Budapest	2007HU161PO001	specific fund	Article 44 §1 (a)	Commerzbank Zrt., Budapest	2009	0.00	0.00	0.00	0.00	0.00	0.00	0.00	0.00						0.00	0.00					0.00	0.00					
1.28	Commerzbank Zrt., Budapest	2007HU162PO001	specific fund	Article 44 §1 (a)	Commerzbank Zrt., Budapest	2009	0.00	0.00	0.00	0.00	0.00	0.00	0.00	0.00						0.00	0.00					0.00	0.00					
1.29	Core Venture Zrt., Budapest	2007HU161PO001	specific fund	Article 44 §1 (a)	Core Venture Zrt., Budapest	2012	12.65	10.39	2.26	0.00	0.00	0.00	0.00	0.00			0.00			11.58			11.58			9.85		9.85				
1.30	CORRIGIA Pénzügyi Szolgáltató Zrt., Pécs	2007HU161PO001	specific fund	Article 44 §1 (a)	CORRIGIA Pénzügyi Szolgáltató Zrt., Pécs	2011	13.86	11.78	2.08	0.00	0.00	0.00	0.00	0.00						13.06	13.06					11.10	11.10					
1.30	CORRIGIA Pénzügyi Szolgáltató Zrt., Pécs	2007HU162PO001	specific fund	Article 44 §1 (a)	CORRIGIA Pénzügyi Szolgáltató Zrt., Pécs	2011	1.03	0.88	0.16	0.00	0.00	0.00	0.00	0.00						1.03	1.03					0.88	0.88					
1.31	CREDITIME Pénzügyi Szolgáltató Zártkörűen Működő Részvénytársaság, Budapest	2007HU161PO001	specific fund	Article 44 §1 (a)	CREDITIME Pénzügyi Szolgáltató Zártkörűen Működő Részvénytársaság, Budapest	2012	7.50	6.38	1.13	0.00	0.00	0.00	0.00	0.00						7.20	7.20					6.12	6.12					
1.32	DBH Investment Kockázati Tőkealap-kezelő Zártkörűen Működő Részvénytársaság, Budapest	2007HU161PO001	specific fund	Article 44 §1 (a)	DBH Investment Kockázati Tőkealap-kezelő Zártkörűen Működő Részvénytársaság, Budapest	2009	11.29	8.69	2.60	0.00	0.00	0.00	0.00	0.00			0.00			10.69		10.69				9.09		9.09				
1.33	DEBT-INVEST Pénzügyi Szolgáltató és Befektetési Zártkörűen Működő Részvénytársaság, Budapest	2007HU161PO001	specific fund	Article 44 §1 (a)	DEBT-INVEST Pénzügyi Szolgáltató és Befektetési Zártkörűen Működő Részvénytársaság, Budapest	2012	2.60	2.21	0.39	0.00	0.00	0.00	0.00	0.00						2.53	2.53					2.15	2.15					
1.33	DEBT-INVEST Pénzügyi Szolgáltató és Befektetési Zártkörűen Működő Részvénytársaság, Budapest	2007HU162PO001	specific fund	Article 44 §1 (a)	DEBT-INVEST Pénzügyi Szolgáltató és Befektetési Zártkörűen Működő Részvénytársaság, Budapest	2011	1.36	1.16	0.20	0.00	0.00	0.00	0.00	0.00						1.33	1.33					1.13	1.13					
1.34	Dél-Dunántúli Takarékszövetkezet Bank, Kaposvár	2007HU161PO001	specific fund	Article 44 §1 (a)	Dél-Dunántúli Takarékszövetkezet Bank, Kaposvár	2012	0.67	0.57	0.10	0.00	0.00	0.00	0.00	0.00						0.62	0.62					0.53	0.53					
1.35	Dinamo Ventures Kockázati Tőkealap, Budapest	2007HU161PO001	specific fund	Article 44 §1 (a)	Dinamo Ventures Kockázati Tőkealap, Budapest	2013	0.97	0.82	0.15	0.00	0.00	0.00	0.00	0.00			0.00			0.00		0.00				0.00		0.00				
1.36	DRB Dél-Dunántúli Regionális Bank Zrt., Siklós	2007HU161PO001	specific fund	Article 44 §1 (a)	DRB Dél-Dunántúli Regionális Bank Zrt., Siklós	2012	0.10	0.08	0.01	0.00	0.00	0.00	0.00	0.00						0.10	0.00	0.10				0.08	0.00	0.08				
1.37	DRB Dél-Dunántúli Regionális Bank Zrt., Siklós	2007HU162PO001	specific fund	Article 44 §1 (c)	DRB Dél-Dunántúli Regionális Bank Zrt., Siklós	2013	0.01	0.01	1.885.00	0.00	0.00	0.00	0.00	0.00						0.01		0.01				0.01		0.01				

Hungary

HU

I. Description and identification of the entities which implement FEIs						II. Amounts of OP contributions paid to FEIs (HF or specific fund)					III. Investments made by FEIs in final recipients																
1	2	3	4		5	6	7=8+9+10	8	9	10	11	12=13+14+15+16	13	14	15	16	17=18+19+20+21	18	19	20	21	22=23+24+25+26	23	24	25	26	
No.	Name of the fund	Operational Programme(s)	Type of FEI		Fund manager	Fund set-up	Amounts of OP contributions paid to the fund or set aside in case of guarantees (HF or specific fund)	out of which			Management costs and fees	Total number of financial products offered	out of which				OP contributions invested in final recipients	out of which				SF contributions invested in final recipients	out of which				
			a) HF/specific fund	b) Article 44 §1 (a) or (b) or (c)				Structural Funds	National public re-financing	National private co-financing			loans	guarantees	equity / venture capital	other products		loan	guarantee	equity / venture capital	other product		loan	guarantee	equity / venture capital	other product	
1.38	Dunapattyaj és Vidéke Takarékszövetkezet, Dunapattyaj	2007HU161PO001	specific fund	Article 44 §1 (a)	Dunapattyaj és Vidéke Takarékszövetkezet, Dunapattyaj	2013	0.00	0.00	0.00	0.00	0.00	0.00		0.00			0.00	0.00				0.00	0.00				
1.39	Dunapattyaj és Vidéke Takarékszövetkezet, Dunapattyaj	2007HU162PO001	specific fund	Article 44 §1 (c)	Dunapattyaj és Vidéke Takarékszövetkezet, Dunapattyaj	2013	0.00	0.00	0.00	0.00	0.00	0.00		0.00			0.00	0.00				0.00	0.00				
1.40	Duna Takarékszövetkezet Zártkörűen Működő Részvénytársaság, Győr	2007HU161PO001	specific fund	Article 44 §1 (a)	Duna Takarékszövetkezet Zártkörűen Működő Részvénytársaság, Győr	2009	0.00	0.00	0.00	0.00	0.00	0.00		0.00			0.00	0.00				0.00	0.00	0.00			
1.40	Duna Takarékszövetkezet Zártkörűen Működő Részvénytársaság, Győr	2007HU162PO001	specific fund	Article 44 §1 (a)	Duna Takarékszövetkezet Zártkörűen Működő Részvénytársaság, Győr	2009	0.00	0.00	0.00	0.00	0.00	0.00		0.00			0.00	0.00				0.00	0.00	0.00			
1.41	Eger és Környéke Takarékszövetkezet, Eger	2007HU161PO001	specific fund	Article 44 §1 (a)	Eger és Környéke Takarékszövetkezet, Eger	2009	0.44	0.38	0.07	0.00	0.00	0.00		0.00			0.38	0.21	0.17			0.32	0.18	0.14			
1.42	Első Egyszerű Hitelezési Szolgáltató Zártkörűen Működő Részvénytársaság, Zalaegecszeg	2007HU161PO001	specific fund	Article 44 §1 (a)	Első Egyszerű Hitelezési Szolgáltató Zártkörűen Működő Részvénytársaság, Zalaegecszeg	2013	2.00	1.70	0.30	0.00	0.00	0.00		0.00			2.00	2.00				1.70	1.70				
1.43	Első Hitelezési Szolgáltató Zártkörűen Működő Részvénytársaság, Budapest	2007HU161PO001	specific fund	Article 44 §1 (a)	Első Hitelezési Szolgáltató Zártkörűen Működő Részvénytársaság, Budapest	2012	8.30	7.06	1.25	0.00	0.00	0.00		0.00			7.56	7.56				6.43	6.43				
1.43	Első Hitelezési Szolgáltató Zártkörűen Működő Részvénytársaság, Budapest	2007HU162PO001	specific fund	Article 44 §1 (a)	Első Hitelezési Szolgáltató Zártkörűen Működő Részvénytársaság, Budapest	2012	2.84	2.41	0.43	0.00	0.00	0.00		0.00			2.64	2.64				2.25	2.25				
1.44	Első Magyar KTK Zrt., Budapest	2007HU161PO001	specific fund	Article 44 §1 (a)	Első Magyar KTK Zrt., Budapest	2012	4.09	3.35	0.74	0.00	0.00	0.00		0.00		0.00	3.25		0.00	3.25		2.76			2.76		
1.45	Endrőd és Vidéke Takarékszövetkezet, Gyomaendrőd	2007HU161PO001	specific fund	Article 44 §1 (a)	Endrőd és Vidéke Takarékszövetkezet, Gyomaendrőd	2009	0.96	0.81	0.14	0.00	0.00	0.00		0.00			0.94	0.35	0.59			0.80	0.29	0.50			
1.46	ERB Észak-magyarországi Regionális Bank Zrt., Miskolc	2007HU161PO001	specific fund	Article 44 §1 (a)	ERB Észak-magyarországi Regionális Bank Zrt., Miskolc	2009	0.00	0.00	0.00	0.00	0.00	0.00		0.00			0.00	0.00	0.00			0.00	0.00	0.00			
1.47	ERB Észak-magyarországi Regionális Bank Zrt.	2007HU162PO001	specific fund	Article 44 §1 (a)	ERB Észak-magyarországi Regionális Bank Zrt.	2009	0.00	0.00	0.00	0.00	0.00	0.00		0.00			0.00	0.00				0.00	0.00				
1.48	Erste Bank Hungary Nyrt., Budapest	2007HU161PO001	specific fund	Article 44 §1 (a)	Erste Bank Hungary Nyrt., Budapest	2008	0.94	0.80	0.14	0.00	0.00	0.00		0.00			0.94	0.94				0.80	0.80				
1.48	Erste Bank Hungary Nyrt., Budapest	2007HU162PO001	specific fund	Article 44 §1 (a)	Erste Bank Hungary Nyrt., Budapest	2009	0.27	0.23	0.04	0.00	0.00	0.00		0.00			0.27	0.27				0.23	0.23				
1.49	Észak-Tolna Megyei Takarékszövetkezet, Iregszemcse	2007HU161PO001	specific fund	Article 44 §1 (a)	Észak-Tolna Megyei Takarékszövetkezet, Iregszemcse	2013	0.00	0.00	0.00	0.00	0.00	0.00		0.00			0.00	0.00				0.00	0.00				
1.50	Eurotrade Capital Pénzügyi Szolgáltató Zártkörűen Működő Részvénytársaság, Kisigmánd	2007HU161PO001	specific fund	Article 44 §1 (a)	Eurotrade Capital Pénzügyi Szolgáltató Zártkörűen Működő Részvénytársaság, Kisigmánd	2013	6.98	5.93	1.05	0.00	0.00	0.00		0.00			6.25	6.25				5.31	5.31				
1.51	Euroventures Kockázati Tőkealap-kezelő Zrt., Budapest	2007HU162PO001	specific fund	Article 44 §1 (a)	Euroventures Kockázati Tőkealap-kezelő Zrt., Budapest	2009	14.29	12.14	2.14	0.00	1.18	0.00		0.00		0.00	13.12		0.00	13.12		11.15			11.15		
1.52	Felsőszolca és Vidéke Takarékszövetkezet, Felsőszolca	2007HU161PO001	specific fund	Article 44 §1 (a)	Felsőszolca és Vidéke Takarékszövetkezet, Felsőszolca	2012	0.34	0.29	0.05	0.00	0.00	0.00		0.00			0.34	0.34	0.00			0.29	0.29	0.00			
1.53	FHB Kereskedelmi Bank Zártkörűen Működő Részvénytársaság, Budapest	2007HU161PO001	specific fund	Article 44 §1 (a)	FHB Kereskedelmi Bank Zártkörűen Működő Részvénytársaság, Budapest	2009	0.00	0.00	0.00	0.00	0.00	0.00		0.00			0.00	0.00				0.00	0.00				
1.53	FHB Kereskedelmi Bank Zártkörűen Működő Részvénytársaság, Budapest	2007HU162PO001	specific fund	Article 44 §1 (a)	FHB Kereskedelmi Bank Zártkörűen Működő Részvénytársaság, Budapest	2009	0.00	0.00	0.00	0.00	0.00	0.00		0.00			0.00	0.00				0.00	0.00				
1.54	FINATECH Capital Kockázati Tőkealap-kezelő Zártkörűen Működő Részvénytársaság, Budapest	2007HU161PO001	specific fund	Article 44 §1 (a)	FINATECH Capital Kockázati Tőkealap-kezelő Zártkörűen Működő Részvénytársaság, Budapest	2012	9.67	7.43	2.24	0.00	0.00	0.00		0.00		0.00	10.56		0.00	10.56		8.97			8.97		

Hungary

HU

I. Description and identification of the entities which implement FEIs						II. Amounts of OP contributions paid to FEIs (HF or specific fund)					III. Investments made by FEIs in final recipients															
1	2	3	4		5	6	7=8+9+10	8	9	10	11	12=13+14+15+16	13	14	15	16	17=18+19+20+21	18	19	20	21	22=23+24+25+26	23	24	25	26
No.	Name of the fund	Operational Programme(s)	Type of FEI		Fund manager	Fund set-up	Amounts of OP contributions paid to the fund or set aside in case of guarantees (HF or specific fund)	out of which			Management costs and fees	Total number of financial products offered	out of which				OP contributions invested in final recipients	out of which				SF contributions invested in final recipients	out of which			
			a) HF/specific fund	b) Article 44 §1 (a) or (b) or (c)				Structural Funds	National public re-financing	National private co-financing			loans	guarantees	equity / venture capital	other products		loan	guarantee	equity / venture capital	other product		loan	guarantee	equity / venture capital	other product
1.55	FINEXT STARTUP Kockázati Tőkealap-kezelő Zártkörűen Működő Részvénytársaság, Budapest	2007HU161PO001	specific fund	Article 44 §1 (a)	FINEXT STARTUP Kockázati Tőkealap-kezelő Zártkörűen Működő Részvénytársaság, Budapest	2009	16.12	12.50	3.63	0.00	0.00	0.00			0.00		16.17			16.17		13.74			13.74	
1.56	Fix Hotel Pénzügyi Szolgáltató Zártkörűen Működő Részvénytársaság, Budapest	2007HU161PO001	specific fund	Article 44 §1 (a)	Fix Hotel Pénzügyi Szolgáltató Zártkörűen Működő Részvénytársaság, Budapest	2013	8.51	7.24	1.28	0.00	0.00	0.00	0.00				7.55	7.55				6.41	6.41			
1.57	Fókusz Takarékszövetkezet, Jászszentlászló	2007HU161PO001	specific fund	Article 44 §1 (a)	Fókusz Takarékszövetkezet, Jászszentlászló	2012	0.04	0.03	5,901.00	0.00	0.00	0.00	0.00	0.00	0.00		0.04	0.04	0.00			0.03	0.03	0.00		
1.58	Fókusz Takarékszövetkezet, Jászszentlászló	2007HU162PO001	specific fund	Article 44 §1 (c)	Fókusz Takarékszövetkezet, Jászszentlászló	2013	0.00	0.00	0.00	0.00	0.00	0.00	0.00	0.00			0.00	0.00				0.00		0.00		
1.59	Fónix Takarékszövetkezet, Debrecen	2007HU161PO001	specific fund	Article 44 §1 (a)	Fónix Takarékszövetkezet, Debrecen	2009	0.25	0.21	0.04	0.00	0.00	0.00	0.00	0.00	0.00		0.25	0.25	0.00			0.21	0.21	0.00		
1.60	Gádoros és Vidéke Takarékszövetkezet, Gádoros	2007HU161PO001	specific fund	Article 44 §1 (a)	Gádoros és Vidéke Takarékszövetkezet, Gádoros	2012	0.26	0.22	0.04	0.00	0.00	0.00	0.00	0.00			0.26	0.26				0.22	0.22			
1.61	Garangold Investment Befektető Zrt., Budapest	2007HU161PO001	specific fund	Article 44 §1 (a)	Garangold Investment Befektető Zrt., Budapest	2013	9.67	7.89	1.79	0.00	0.00	0.00	0.00	0.00			9.18			9.18		7.80			7.80	
1.62	Garantiqa Hiteagarancia Zrt., Budapest	2007HU161PO001	specific fund	Article 44 §1 (a)	Garantiqa Hiteagarancia Zrt., Budapest	2011	7.07	6.01	1.06	0.00	0.00	0.00	0.00	0.00			7.07	7.07				6.01		6.01		
1.63	Garantiqa Hiteagarancia Zrt., Budapest	2007HU162PO001	specific fund	Article 44 §1 (c)	Garantiqa Hiteagarancia Zrt., Budapest	2011	0.89	0.76	0.13	0.00	0.00	0.00	0.00	0.00			0.89	0.89				0.76		0.76		
1.64	GB & Partners Kockázati Tőkealap-kezelő Zártkörűen Működő Részvénytársaság, Budapest	2007HU161PO001	specific fund	Article 44 §1 (a)	GB & Partners Kockázati Tőkealap-kezelő Zártkörűen Működő Részvénytársaság, Budapest	2012	16.12	12.62	3.50	0.00	0.00	0.00	0.00	0.00			12.29			12.29		10.45			10.45	
1.65	Gran Private Equity Zrt., Budapest	2007HU161PO001	specific fund	Article 44 §1 (a)	Gran Private Equity Zrt., Budapest	2013	9.67	7.83	1.85	0.00	0.00	0.00	0.00	0.00			9.82			9.82		8.35			8.35	
1.66	GRANIT Bank Zártkörűen Működő Részvénytársaság, Budapest	2007HU161PO001	specific fund	Article 44 §1 (a)	GRANIT Bank Zártkörűen Működő Részvénytársaság, Budapest	2011	0.32	0.27	0.05	0.00	0.00	0.00	0.00	0.00	0.00		0.32	0.07	0.25			0.27	0.06	0.21		
1.66		2007HU162PO001				0.70	0.59	0.10	0.00	0.00	0.00	0.00	0.00	0.00	0.00	0.00		0.70	0.00	0.70			0.59	0.00	0.59	
1.67	Green Credit Finance Zrt., Budapest	2007HU161PO001	specific fund	Article 44 §1 (a)	Green Credit Finance Zrt., Budapest	2011	6.76	5.75	1.01	0.00	0.00	0.00	0.00	0.00			3.85	3.85				3.27	3.27			
1.68	Gyöngyös-Mitra Takarékszövetkezet, Gyöngyös	2007HU161PO001	specific fund	Article 44 §1 (a)	Gyöngyös-Mitra Takarékszövetkezet, Gyöngyös	2013	0.00	0.00	0.00	0.00	0.00	0.00	0.00	0.00			0.00	0.00				0.00		0.00		
1.69	Hajdú Takarékszövetkezet, Debrecen	2007HU161PO001	specific fund	Article 44 §1 (a)	Hajdú Takarékszövetkezet, Debrecen	2009	2.99	2.54	0.45	0.00	0.00	0.00	0.00	0.00	0.00	0.00	2.84	2.20	0.65			2.42	1.87	0.55		
1.69		2007HU162PO001				0.00	0.00	0.00	0.00	0.00	0.00	0.00	0.00	0.00	0.00	0.00		0.00	0.00	0.00			0.00	0.00	0.00	
1.70	Hajdú-Bihar Megyei Vállalkozásfejlesztési Alapítvány, Debrecen	2007HU161PO001	specific fund	Article 44 §1 (a)	Hajdú-Bihar Megyei Vállalkozásfejlesztési Alapítvány, Debrecen	2008	9.42	8.00	1.41	0.00	0.00	0.00	0.00	0.00	0.00		9.29	9.29				7.90	7.90			
1.70		2007HU162PO001				0.26	0.22	0.04	0.00	0.00	0.00	0.00	0.00	0.00	0.00	0.00		0.26	0.26				0.22	0.22		
1.71	Héves Megyei Vállalkozás- és Területfejlesztési Alapítvány, Eger	2007HU161PO001	specific fund	Article 44 §1 (a)	Héves Megyei Vállalkozás- és Területfejlesztési Alapítvány, Eger	2008	12.43	10.56	1.86	0.00	0.00	0.00	0.00	0.00			11.41	11.41				9.70	9.70			
1.72	Hévíz és Vidéke Takarékszövetkezet, Hévíz	2007HU161PO001	specific fund	Article 44 §1 (a)	Hévíz és Vidéke Takarékszövetkezet, Hévíz	2009	0.06	0.05	8,448.00	0.00	0.00	0.00	0.00	0.00	0.00		0.06	0.05	7,947.00			0.05	0.04	6,755.00		
1.73	Hitelepont Pénzügyi Szolgáltató Zártkörűen Működő Részvénytársaság, Budapest	2007HU161PO001	specific fund	Article 44 §1 (a)	Hitelepont Pénzügyi Szolgáltató Zártkörűen Működő Részvénytársaság, Budapest	2010	13.97	11.87	2.10	0.00	0.00	0.00	0.00	0.00			12.93	12.93				10.99	10.99			
1.73		2007HU162PO001				11.64	9.89	1.75	0.00	0.00	0.00	0.00	0.00	0.00	0.00			10.76	10.76				9.15	9.15		
1.74	Hungária Takarékszövetkezet, Bonyhád	2007HU161PO001	specific fund	Article 44 §1 (a)	Hungária Takarékszövetkezet, Bonyhád	2009	1.12	0.96	0.17	0.00	0.00	0.00	0.00	0.00	0.00		1.11	1.05	0.06			0.94	0.90	0.05		

Hungary

HU

I. Description and identification of the entities which implement FEIs						II. Amounts of OP contributions paid to FEIs (HF or specific fund)					III. Investments made by FEIs in final recipients																	
1	2	3	4		5	6	7=8+9+10	8	9	10	11	12=13+14+15+16	13	14	15	16	17=18+19+20+21	18	19	20	21	22=23+24+25+26	23	24	25	26		
No.	Name of the fund	Operational Programme(s)	Type of FEI		Fund manager	Fund set-up	Amounts of OP contributions paid to the fund or set aside in case of guarantees (HF or specific fund)	out of which			Management costs and fees	Total number of financial products offered	out of which				OP contributions invested in final recipients	out of which				SF contributions invested in final recipients	out of which					
			a) HF/specific fund	b) Article 44 §1 (a) or (b) or (c)				Structural Funds	National public re-financing	National private co-financing			loans	guarantees	equity / venture capital	other products		loan	guarantee	equity / venture capital	other product		loan	guarantee	equity / venture capital	other product		
1.75	InHold Pénzügyi Zártkörűen Működő Részvénytársaság, Budapest	2007HU161PO001	specific fund	Article 44 §1 (a)	InHold Pénzügyi Zártkörűen Működő Részvénytársaság, Budapest	2009	7.52	6.40	1.13	0.00	0.00	0.00					7.16	7.16				6.09	6.09					
1.75		2007HU162PO001					0.65	0.55	0.10	0.00	0.00	0.00					0.65	0.65				0.55	0.55					
1.76	Jász-Nagykun-Szolnok Megyei Vállalkozásfejlesztési Alapítvány, Szolnok	2007HU161PO001	specific fund	Article 44 §1 (a)	Jász-Nagykun-Szolnok Megyei Vállalkozásfejlesztési Alapítvány, Szolnok	2011	5.11	4.35	0.77	0.00	0.00	0.00					4.93	4.93				4.19	4.19					
1.77	Kaerous Kockázati Tőkealap-kezelő Zrt. (Magvető), Budapest	2007HU161PO001	specific fund	Article 44 §1 (a)	Kaerous Kockázati Tőkealap-kezelő Zrt., Budapest	2012	1.63	1.34	0.29	0.00	0.00	0.00			0.00		0.51			0.51			0.43				0.43	
1.78	Kaerous Kockázati Tőkealap-kezelő Zrt. (Növekedés), Budapest	2007HU161PO001	specific fund	Article 44 §1 (a)	Kaerous Kockázati Tőkealap-kezelő Zrt., Budapest	2012	14.51	11.77	2.74	0.00	0.00	0.00			0.00		11.71			11.71			9.96				9.96	
1.79	KAVOSZ Vállalkozásfejlesztési Zrt., Budapest	2007HU161PO001	specific fund	Article 44 §1 (a)	KAVOSZ Vállalkozásfejlesztési Zrt., Budapest	2010	6.58	5.59	0.99	0.00	0.00	0.00			0.00		6.43	6.43				5.46	5.46					
1.79		2007HU162PO001					1.46	1.24	0.22	0.00	0.00	0.00			0.00		1.36	1.36				1.15	1.15					
1.80	KDB Bank (Magyarország) Zrt., Budapest	2007HU161PO001	specific fund	Article 44 §1 (a)	KDB Bank (Magyarország) Zrt., Budapest	2009	0.00	0.00	0.00	0.00	0.00	0.00			0.00		0.00	0.00				0.00	0.00					
1.80		2007HU162PO001					0.00	0.00	0.00	0.00	0.00	0.00			0.00		0.00	0.00				0.00	0.00					
1.81	KELET Takarékszövetkezet, Rakamaz	2007HU161PO001	specific fund	Article 44 §1 (a)	KELET Takarékszövetkezet, Rakamaz	2009	1.28	1.09	0.19	0.00	0.00	0.00			0.00	0.00	1.15	1.15	0.00			0.98	0.98	0.00				
1.82	Kereskedelmi és Hitelbank Zártkörűen Működő Részvénytársaság, Budapest	2007HU161PO001	specific fund	Article 44 §1 (a)	Kereskedelmi és Hitelbank Zártkörűen Működő Részvénytársaság, Budapest	2008	9.91	8.42	1.49	0.00	0.00	0.00			0.00	0.00	9.69	8.51	1.18			8.24	7.23	1.00				
1.82		2007HU162PO001					1.83	1.55	0.27	0.00	0.00	0.00			0.00	0.00	1.83	0.69	1.14			1.55	0.59	0.97				
1.83	Kéthely és Vidéke Takarékszövetkezet/Bank, Marcali	2007HU161PO001	specific fund	Article 44 §1 (a)	Kéthely és Vidéke Takarékszövetkezet/Bank, Marcali	2009	0.00	0.00	0.00	0.00	0.00	0.00			0.00		0.00	0.00				0.00	0.00					
1.84	Kinizsi Bank Zártkörűen Működő Részvénytársaság, Veszprém	2007HU161PO001	specific fund	Article 44 §1 (a)	Kinizsi Bank Zártkörűen Működő Részvénytársaság, Veszprém	2009	0.06	0.05	907.00	0.00	0.00	0.00			0.00	0.00	0.06	0.06	0.00			0.05	0.05	0.00				
1.84		2007HU162PO001					0.00	0.00	0.00	0.00	0.00	0.00			0.00	0.00	0.00	0.00	0.00			0.00	0.00	0.00				
1.85	Kisalföldi Vállalkozásfejlesztési Alapítvány, Győr	2007HU161PO001	specific fund	Article 44 §1 (a)	Kisalföldi Vállalkozásfejlesztési Alapítvány, Győr	2011	7.81	6.64	1.17	0.00	0.00	0.00			0.00		7.52	7.52				6.39	6.39					
1.85		2007HU162PO001					0.63	0.53	0.09	0.00	0.00	0.00			0.00		0.55	0.55				0.47	0.47					
1.86	Kis-Rába menti Takarékszövetkezet, Beled	2007HU161PO001	specific fund	Article 44 §1 (a)	Kis-Rába menti Takarékszövetkezet, Beled	2009	1.00	0.85	0.15	0.00	0.00	0.00			0.00	0.00	0.92	0.85	0.07			0.78	0.72	0.06				
1.87	Komplex Faktor Következő Zrt., Budapest	2007HU161PO001	specific fund	Article 44 §1 (a)	Komplex Faktor Következő Zrt., Budapest	2011	8.92	7.58	1.34	0.00	0.00	0.00			0.00		8.11	8.11				6.89	6.89					
1.87		2007HU162PO001					9.87	8.39	1.48	0.00	0.00	0.00			0.00		8.95	8.95				7.61	7.61					
1.88	Körmend és Vidéke Takarékszövetkezet, Körmend	2007HU161PO001	specific fund	Article 44 §1 (a)	Körmend és Vidéke Takarékszövetkezet, Körmend	2009	6.88	5.85	1.03	0.00	0.00	0.00			0.00	0.00	6.76	6.35	0.41			5.74	5.40	0.35				
1.89	LMGL-INVEST Pénzügyi Zártkörűen Működő Részvénytársaság, Budapest	2007HU161PO001	specific fund	Article 44 §1 (a)	LMGL-INVEST Pénzügyi Zártkörűen Működő Részvénytársaság, Budapest	2012	7.76	6.60	1.16	0.00	0.00	0.00			0.00		6.71	6.71				5.70	5.70					
1.90	Lövő és Vidéke Takarékszövetkezet, Lövő	2007HU161PO001	specific fund	Article 44 §1 (a)	Lövő és Vidéke Takarékszövetkezet, Lövő	2009	0.47	0.40	0.07	0.00	0.00	0.00			0.00	0.00	0.47	0.44	0.03			0.40	0.37	0.03				
1.91	M7 TAKARÉK Szövetkezet (korábban: Somogy Takarékszövetkezet) Nagyatád	2007HU161PO001	specific fund	Article 44 §1 (a)	Somogy Takarékszövetkezet, Nagyatád	2012	0.17	0.14	0.02	0.00	0.00	0.00			0.00		0.13	0.13				0.11	0.11					

Hungary

HU

I. Description and identification of the entities which implement FEIs						II. Amounts of OP contributions paid to FEIs (HF or specific fund)					III. Investments made by FEIs in final recipients																	
1	2	3	4		5	6	7=8+9+10	8	9	10	11	12=13+14+15+16	13	14	15	16	17=18+19+20+21	18	19	20	21	22=23+24+25+26	23	24	25	26		
No.	Name of the fund	Operational Programme(s)	Type of FEI		Fund manager	Fund set-up	Amounts of OP contributions paid to the fund or set aside in case of guarantees (HF or specific fund)	out of which			Management costs and fees	Total number of financial products offered	out of which				OP contributions invested in final recipients	out of which				SF contributions invested in final recipients	out of which					
			a) HF/specific fund	b) Article 44 §1 (a) or (b) or (c)				Structural Funds	National public re-financing	National private co-financing			loans	guarantees	equity / venture capital	other products		loan	guarantee	equity / venture capital	other product		loan	guarantee	equity / venture capital	other product		
1.92	MagNet Magyar Közösségi Bank Zártkörűen Működő Részvénytársaság, Budapest	2007HU161PO001	specific fund	Article 44 §1 (a)	MagNet Magyar Közösségi Bank Zártkörűen Működő Részvénytársaság, Budapest	2012	0.09	0.08	0.01	0.00	0.00	0.00	0.00				0.09	0.09				0.08	0.08					
1.92		2007HU162PO001				2011	3.18	2.70	0.48	0.00	0.00	0.00	0.00	0.00			3.13	3.13	0.00			2.66	2.66	0.00				
1.93	Magnehisimo Pénzügyi Zártkörűen Működő Részvénytársaság, Budapest	2007HU161PO001	specific fund	Article 44 §1 (a)	Magnehisimo Pénzügyi Zártkörűen Működő Részvénytársaság, (volt Banco Popolare Hungary Bank Zrt.), Budapest	2009	0.00	0.00	0.00	0.00	0.00	0.00	0.00				0.00	0.00				0.00	0.00					
1.93		2007HU162PO001					0.00	0.00	0.00	0.00	0.00	0.00	0.00				0.00	0.00				0.00	0.00					
1.94	Magyar Fejlesztési Bank Zrt., Budapest	2007HU161PO001	specific fund	Article 44 §1 (a)	Magyar Fejlesztési Bank Zrt., Budapest	2012	0.02	0.02	2.972.00	0.00	0.00	0.00					0.02		0.02			0.02		0.02				
1.95	Magyar Fejlesztési Bank Zrt., Budapest	2007HU162PO001	specific fund	Article 44 §1 (c)	Magyar Fejlesztési Bank Zrt., Budapest	2012	0.03	0.03	4.928.00	0.00	0.00	0.00					0.03		0.03			0.03		0.03				
1.96	Magyar Hitel Központ Pénzügyi Zártkörűen Működő Részvénytársaság, Budapest	2007HU161PO001	specific fund	Article 44 §1 (a)	Magyar Hitel Központ Pénzügyi Zártkörűen Működő Részvénytársaság, Budapest	2013	7.32	6.22	1.10	0.00	0.00	0.00	0.00				7.00	7.00				5.95	5.95					
1.97	Magyar Takarékszövetkezeti Bank Zrt., Budapest	2007HU162PO001	specific fund	Article 44 §1 (a)	Magyar Takarékszövetkezeti Bank Zrt., Budapest	2009	0.09	0.08	0.01	0.00	0.00	0.00	0.00	0.00	0.00		0.09	0.00	0.09			0.08	0.00	0.08				
1.98	Magyar Vidék Hitelszövetkezet, Pécs	2007HU161PO001	specific fund	Article 44 §1 (a)	Magyar Vidék Hitelszövetkezet, Pécs	2010	0.10	0.08	0.01	0.00	0.00	0.00	0.00	0.00	0.00		0.10	0.10	0.00			0.08	0.08	0.00				
1.99	Magyar Zaloghitel Faktoring és Pénzügyi Szolgáltató Zrt., Budapest	2007HU161PO001	specific fund	Article 44 §1 (a)	Magyar Zaloghitel Faktoring és Pénzügyi Szolgáltató Zrt., Budapest	2009	14.97	12.73	2.25	0.00	0.00	0.00	0.00	0.00	0.00		9.34	9.34				7.94	7.94					
1.99		2007HU162PO001					22.42	19.05	3.36	0.00	0.00	0.00	0.00	0.00			17.21	17.21				14.63	14.63					
1.100	Magyar-Mikrohitelező Központ Pénzügyi Szolgáltató Zártkörűen Működő Részvénytársaság, Budapest	2007HU161PO001	specific fund	Article 44 §1 (a)	Magyar-Mikrohitelező Központ Pénzügyi Szolgáltató Zártkörűen Működő Részvénytársaság, Budapest	2012	19.28	16.39	2.89	0.00	0.00	0.00	0.00				14.34	14.34				12.19	12.19					
1.100		2007HU162PO001					0.89	0.76	0.13	0.00	0.00	0.00	0.00				0.81	0.81				0.69	0.69					
1.101	MÁTRA Takarékszövetkezet, Hatvan	2007HU161PO001	specific fund	Article 44 §1 (a)	MÁTRA Takarékszövetkezet, Hatvan	2009	0.35	0.30	0.05	0.00	0.00	0.00	0.00	0.00	0.00		0.35	0.33	0.03			0.30	0.28	0.02				
1.102	Mecsekvidéke Takarékszövetkezet, Mecsekudvasd	2007HU161PO001	specific fund	Article 44 §1 (a)	Mecsekvidéke Takarékszövetkezet, Mecsekudvasd	2012	0.35	0.30	0.05	0.00	0.00	0.00	0.00	0.00			0.35	0.35				0.30	0.30					
1.103	Merkantil Váltó- és Vagyonbefejtő Bank Zrt., Budapest	2007HU161PO001	specific fund	Article 44 §1 (a)	Merkantil Váltó- és Vagyonbefejtő Bank Zrt., Budapest	2009	0.57	0.48	0.08	0.00	0.00	0.00	0.00	0.00	0.00		0.57	0.00	0.57			0.48	0.00	0.48				
1.103		2007HU162PO001					0.27	0.23	0.04	0.00	0.00	0.00	0.00	0.00	0.00		0.27	0.27				0.23		0.23				
1.104	MGV Magyar Gazdaság- és Vállalkozásfejlesztő Zártkörűen Működő Részvénytársaság, Budapest	2007HU161PO001	specific fund	Article 44 §1 (a)	MGV Magyar Gazdaság- és Vállalkozásfejlesztő Zártkörűen Működő Részvénytársaság, Budapest	2013	5.54	4.71	0.83	0.00	0.00	0.00	0.00				5.13	5.13				4.36	4.36					
1.105	Mikrofinanszírozó Pénzügyi Szolgáltató Zártkörűen Működő Részvénytársaság, Budapest	2007HU161PO001	specific fund	Article 44 §1 (a)	Mikrofinanszírozó Pénzügyi Szolgáltató Zártkörűen Működő Részvénytársaság, Budapest	2007	33.01	28.06	4.95	0.00	0.00	0.00	0.00	0.00			22.44	22.44				19.07	19.07					
1.105		2007HU162PO001					17.68	15.03	2.65	0.00	0.00	0.00	0.00	0.00			17.30	17.30				14.70	14.70					
1.106	MIKROHITEL Gazdaságfejlesztő Pénzügyi Zártkörűen Működő Részvénytársaság, Budapest	2007HU161PO001	specific fund	Article 44 §1 (a)	MIKROHITEL Gazdaságfejlesztő Pénzügyi Zártkörűen Működő Részvénytársaság, Budapest	2012	1.04	0.89	0.16	0.00	0.00	0.00	0.00	0.00	0.00		0.40	0.40				0.34	0.34					
1.106		2007HU162PO001				2011	0.27	0.23	0.04	0.00	0.00	0.00	0.00	0.00			0.26	0.26				0.22	0.22					
1.107	MKB Bank Zrt., Budapest	2007HU161PO001	specific fund	Article 44 §1 (a)	MKB Bank Zrt., Budapest	2009	1.70	1.44	0.25	0.00	0.00	0.00	0.00	0.00	0.00		1.38	1.10	0.28			1.17	0.93	0.24				
1.107		2007HU162PO001					2.28	1.94	0.34	0.00	0.00	0.00	0.00	0.00	0.00		0.94	0.04	0.91			0.80	0.03	0.77				
1.108	Mohácsi Takarékszövetkezet, Mohács	2007HU161PO001	specific fund	Article 44 §1 (a)	Mohácsi Takarékszövetkezet, Mohács	2012	0.29	0.24	0.04	0.00	0.00	0.00	0.00	0.00	0.00		0.29	0.03	0.26			0.24	0.03	0.22				

Hungary

HU

I. Description and identification of the entities which implement FEIs						II. Amounts of OP contributions paid to FEIs (HF or specific fund)					III. Investments made by FEIs in final recipients															
1	2	3	4		5	6	7=8+9+10	8	9	10	11	12=13+14+15+16	13	14	15	16	17=18+19+20+21	18	19	20	21	22=23+24+25+26	23	24	25	26
No.	Name of the fund	Operational Programme(s)	Type of FEI		Fund manager	Fund set-up	Amounts of OP contributions paid to the fund or set aside in case of guarantees (HF or specific fund)	out of which			Management costs and fees	Total number of financial products offered	out of which				OP contributions invested in final recipients	out of which				SF contributions invested in final recipients	out of which			
			a) HF/specific fund	b) Article 44 §1 (a) or (b) or (c)				Structural Funds	National public re-financing	National private co-financing			loans	guarantees	equity / venture capital	other products		loan	guarantee	equity / venture capital	other product		loan	guarantee	equity / venture capital	other product
1.109	Morando Kockázati Tőkealap-kezelő Zártkörűen Működő Részvénytársaság, Budapest	2007HU161PO001	specific fund	Article 44 §1 (a)	Morando Kockázati Tőkealap-kezelő Zártkörűen Működő Részvénytársaság, Budapest	2009	14.67	11.09	3.58	0.00	0.00	0.00			0.00		7.10			7.10		6.03			6.03	
1.110	Nagykátai és Vidéke Takarékszövetkezet, Nagykátai	2007HU162PO001	specific fund	Article 44 §1 (a)	Nagykátai és Vidéke Takarékszövetkezet, Nagykátai	2009	0.54	0.46	0.08	0.00	0.00	0.00	0.00	0.00			0.48	0.33	0.15			0.41	0.28	0.12		
1.111	NHB Növekedési Hitel Bank Zártkörűen Működő Részvénytársaság, Budapest	2007HU161PO001	specific fund	Article 44 §1 (a)	NHB Növekedési Hitel Bank Zártkörűen Működő Részvénytársaság, Budapest	2014	0.00	0.00	0.00	0.00	0.00	0.00	0.00	0.00			0.00	0.00				0.00	0.00			
1.112	Nógrád Megyei Regionális Vállalkozásfejlesztési Alapítvány, Salgótarján	2007HU161PO001	specific fund	Article 44 §1 (a)	Nógrád Megyei Regionális Vállalkozásfejlesztési Alapítvány, Salgótarján	2009	1.39	1.18	0.21	0.00	0.00	0.00	0.00	0.00			1.33	1.33				1.13	1.13			
1.113	OTP Bank Nyilvánosan Működő Részvénytársaság, Budapest	2007HU161PO001	specific fund	Article 44 §1 (a)	OTP Bank Nyilvánosan Működő Részvénytársaság, Budapest	2008	4.14	3.52	0.62	0.00	0.00	0.00	0.00	0.00			3.64	2.99	0.65			3.10	2.54	0.55		
1.113		2007HU162PO001				2008	1.97	1.88	0.10	0.00	0.00	0.00	0.00	0.00	0.00	0.00			1.97	1.34	0.63			1.68	1.14	0.54
1.114	Pannon 2005 Faktor és Hitel Zártkörűen Működő Részvénytársaság, Budapest	2007HU161PO001	specific fund	Article 44 §1 (a)	Pannon 2005 Faktor és Hitel Zártkörűen Működő Részvénytársaság, Budapest	2012	1.94	1.65	0.29	0.00	0.00	0.00	0.00	0.00			1.77	1.77				1.51	1.51			
1.114		2007HU162PO001				2012	0.00	0.00	0.00	0.00	0.00	0.00	0.00	0.00	0.00	0.00			0.00	0.00				0.00	0.00	
1.115	Pannon Finance Pénzügyi Szolgáltató Zártkörűen Működő Részvénytársaság, Győr	2007HU161PO001	specific fund	Article 44 §1 (a)	Pannon Finance Pénzügyi Szolgáltató Zártkörűen Működő Részvénytársaság, Győr	2014	3.85	3.28	0.58	0.00	0.00	0.00	0.00	0.00			3.85	3.85				3.28	3.28			
1.116	Pannon Hitel Pénzügyi Zártkörűen Működő Részvénytársaság, Budapest	2007HU161PO001	specific fund	Article 44 §1 (a)	Pannon Hitel Pénzügyi Zártkörűen Működő Részvénytársaság, Budapest	2013	5.51	4.68	0.83	0.00	0.00	0.00	0.00	0.00			5.51	5.51				4.68	4.68			
1.117	Pannon Takarékszövetkezet, Komárom	2007HU161PO001	specific fund	Article 44 §1 (a)	Pannon Takarékszövetkezet, Komárom	2012	0.26	0.22	0.04	0.00	0.00	0.00	0.00	0.00			0.26	0.26	0.00			0.22	0.22	0.00		
1.118	Pannonhalma és Vidéke Takarékszövetkezet, Pannonhalma	2007HU161PO001	specific fund	Article 44 §1 (a)	Pannonhalma és Vidéke Takarékszövetkezet, Pannonhalma	2013	0.00	0.00	0.00	0.00	0.00	0.00	0.00	0.00			0.00	0.00				0.00	0.00			
1.119	PÁTRIA Takarékszövetkezet, Gyömrő	2007HU161PO001	specific fund	Article 44 §1 (a)	PÁTRIA Takarékszövetkezet, Gyömrő	2011	0.10	0.08	0.01	0.00	0.00	0.00	0.00	0.00			0.10	0.10				0.08	0.08			
1.119		2007HU162PO001				2011	1.08	0.92	0.16	0.00	0.00	0.00	0.00	0.00	0.00	0.00			1.08	0.97	0.11			0.92	0.82	0.10
1.120	PBG FMC Tőkealap-kezelő Zrt., Budapest	2007HU161PO001	specific fund	Article 44 §1 (a)	PBG FMC Tőkealap-kezelő Zrt., Budapest	2013	9.67	7.74	1.94	0.00	0.00	0.00	0.00	0.00			8.65		8.65			7.35			7.35	
1.121	PERION Kockázati Tőkealap-kezelő Zrt., Budapest	2007HU161PO001	specific fund	Article 44 §1 (a)	PERION Kockázati Tőkealap-kezelő Zrt., Budapest	2013	8.52	7.03	1.49	0.00	0.00	0.00	0.00	0.00			6.43		6.43			5.46			5.46	
1.122	Pest Megyei Vállalkozásfejlesztési Alapítvány, Gödöllő	2007HU161PO001	specific fund	Article 44 §1 (a)	Pest Megyei Vállalkozásfejlesztési Alapítvány, Gödöllő	2009	3.72	3.16	0.56	0.00	0.00	0.00	0.00	0.00			3.41	3.41				2.90	2.90			
1.122		2007HU162PO001				2009	7.92	6.73	1.19	0.00	0.00	0.00	0.00	0.00	0.00	0.00			7.60	7.60				6.46	6.46	
1.123	Pillér Takarékszövetkezet, Mórahalom	2007HU161PO001	specific fund	Article 44 §1 (a)	Pillér Takarékszövetkezet, Mórahalom	2009	2.52	2.15	0.38	0.00	0.00	0.00	0.00	0.00			2.52	1.91	0.62			2.15	1.62	0.52		
1.124	PILLÉR Takarékszövetkezet (korábban: Fontana Credit Takarékszövetkezet, Szeged)	2007HU162PO001	specific fund	Article 44 §1 (a)	PILLÉR Takarékszövetkezet (korábban: Fontana Credit Takarékszövetkezet, Szeged)	2009	0.31	0.27	0.05	0.00	0.00	0.00	0.00	0.00			0.31	0.31	0.00			0.27	0.27	0.00		
1.125	PILLÉR Takarékszövetkezet (korábban: PARTISZUM XI Takarékszövetkezet, Szeged)	2007HU162PO001	specific fund	Article 44 §1 (a)	PILLÉR Takarékszövetkezet (korábban: PARTISZUM XI Takarékszövetkezet, Szeged)	2009	0.42	0.36	0.06	0.00	0.00	0.00	0.00	0.00			0.42	0.25	0.17			0.36	0.21	0.14		

Hungary

HU

I. Description and identification of the entities which implement FEIs						II. Amounts of OP contributions paid to FEIs (HF or specific fund)					III. Investments made by FEIs in final recipients																
1	2	3	4		5	6	7=8+9+10	8	9	10	11	12=13+14+15+16	13	14	15	16	17=18+19+20+21	18	19	20	21	22=23+24+25+26	23	24	25	26	
No.	Name of the fund	Operational Programme(s)	Type of FEI		Fund manager	Fund set-up	Amounts of OP contributions paid to the fund or set aside in case of guarantees (HF or specific fund)	out of which			Management costs and fees	Total number of financial products offered	out of which				OP contributions invested in final recipients	out of which				SF contributions invested in final recipients	out of which				
			a) HF/specific fund	b) Article 44 §1 (a) or (b) or (c)				Structural Funds	National public re-financing	National private co-financing			loans	guarantees	equity / venture capital	other products		loan	guarantee	equity / venture capital	other product		loan	guarantee	equity / venture capital	other product	
1.126	PLATINIUM Pénzügyi Szolgáltató Zártkörűen Működő Részvénytársaság, Budapest	2007HU161PO001	specific fund	Article 44 §1 (a)	PLATINIUM Pénzügyi Szolgáltató Zártkörűen Működő Részvénytársaság, Budapest	2013	0.00	0.00	0.00	0.00	0.00	0.00					0.00	0.00				0.00	0.00				
1.127	Polgári Bank Zrt., Polgár	2007HU161PO001	specific fund	Article 44 §1 (a)	Polgári Bank Zrt., Polgár	2009	0.95	0.81	0.14	0.00	0.00	0.00	0.00	0.00			0.89	0.76	0.13			0.76	0.65	0.11			
1.128	Polgári Bank Zrt (korábban: Polgári Takarékszövetkezet), Polgár	2007HU162PO001	specific fund	Article 44 §1 (c)	Polgári Bank Zrt (korábban: Polgári Takarékszövetkezet), Polgár	2009	0.02	0.01	2.383.00	0.00	0.00	0.00		0.00			0.02		0.02			0.01		0.01			
1.129	Polgári Takarékszövetkezet, Polgár	2007HU162PO001	specific fund	Article 44 §1 (a)	Polgári Takarékszövetkezet, Polgár	2009	0.00	0.00	0.00	0.00	0.00	0.00	0.00				0.00	0.00				0.00	0.00				
1.130	PortoLion Kockázati Tőkealap-kezelő Zártkörűen Működő Részvénytársaság, Budapest	2007HU161PO001	specific fund	Article 44 §1 (a)	PortoLion Kockázati Tőkealap-kezelő Zártkörűen Működő Részvénytársaság, Budapest	2009	12.25	9.41	2.84	0.00	0.00	0.00			0.00		11.67			11.67		9.92			9.92		
1.131	Primom Szabolcs-Szatmár Bereg Megyei Vállalkozásfejlesztő Alapítvány, Nyíregyháza	2007HU161PO001	specific fund	Article 44 §1 (a)	Primom Szabolcs-Szatmár Bereg Megyei Vállalkozásfejlesztő Alapítvány, Nyíregyháza	2008	15.65	13.30	2.35	0.00	0.00	0.00	0.00				15.24	15.24				12.95	12.95				
1.131		2007HU162PO001				2011	0.03	0.02	4.285.00	0.00	0.00	0.00	0.00	0.00	0.00				0.03	0.03				0.02	0.02		
1.132	Primus Capital Kockázati Tőkealap-kezelő Zártkörűen Működő Részvénytársaság, Budapest	2007HU161PO001	specific fund	Article 44 §1 (a)	Primus Capital Kockázati Tőkealap-kezelő Zártkörűen Működő Részvénytársaság, Budapest	2009	14.00	10.90	3.09	0.00	0.00	0.00			0.00		12.27			12.27		10.43			10.43		
1.133	Rábaközi Takarékszövetkezet, Csorna	2007HU161PO001	specific fund	Article 44 §1 (a)	Rábaközi Takarékszövetkezet, Csorna	2009	0.00	0.00	0.00	0.00	0.00	0.00	0.00	0.00			0.00	0.00	0.00			0.00	0.00	0.00			
1.134	Raffiesen Bank Zártkörűen Működő Részvénytársaság, Budapest	2007HU161PO001	specific fund	Article 44 §1 (a)	Raffiesen Bank Zártkörűen Működő Részvénytársaság, Budapest	2008	3.69	3.14	0.55	0.00	0.00	0.00	0.00	0.00	0.00			3.51	3.51	0.00			2.98	2.98	0.00		
1.134		2007HU162PO001				2008	0.12	0.10	0.02	0.00	0.00	0.00	0.00	0.00	0.00	0.00			0.12	0.12	0.00			0.10	0.10	0.00	
1.135	Rajka és Vidéke Takarékszövetkezet, Mosonmagyaróvár	2007HU161PO001	specific fund	Article 44 §1 (a)	Rajka és Vidéke Takarékszövetkezet, Mosonmagyaróvár	2009	1.44	1.22	0.22	0.00	0.00	0.00	0.00	0.00			1.37	0.82	0.55			1.17	0.70	0.47			
1.136	Régió Finansz Pénzügyi Zrt., Salgótarján	2007HU161PO001	specific fund	Article 44 §1 (a)	Régió Finansz Pénzügyi Zrt., Salgótarján	2008	1.52	1.29	0.23	0.00	0.00	0.00	0.00	0.00	0.00			1.52	1.52	0.00			1.29	1.29	0.00		
1.136		2007HU162PO001				2008	0.00	0.00	0.00	0.00	0.00	0.00	0.00	0.00	0.00	0.00			0.00	0.00	0.00			0.00	0.00	0.00	
1.137	Regionális Fejlesztési Finanszírozó Zártkörűen Működő Részvénytársaság, Budapest	2007HU161PO001	specific fund	Article 44 §1 (a)	Regionális Fejlesztési Finanszírozó Zártkörűen Működő Részvénytársaság, Budapest	2013	0.00	0.00	0.00	0.00	0.00	0.00	0.00	0.00	0.00			0.00	0.00	0.00			0.00	0.00	0.00		
1.138	Regionális Fejlesztési Finanszírozó Zrt., Budapest	2007HU162PO001	specific fund	Article 44 §1 (c)	Regionális Fejlesztési Finanszírozó Zrt., Budapest	2013	0.00	0.00	0.00	0.00	0.00	0.00			0.00		0.00		0.00			0.00		0.00			
1.139	Rétköz Takarékszövetkezet, Kisvárd	2007HU161PO001	specific fund	Article 44 §1 (a)	Rétköz Takarékszövetkezet, Kisvárd	2009	0.00	0.00	0.00	0.00	0.00	0.00	0.00	0.00			0.00	0.00	0.00			0.00	0.00	0.00			
1.140	River Factoring Pénzügyi Szolgáltató Zártkörűen Működő Részvénytársaság, Budapest	2007HU161PO001	specific fund	Article 44 §1 (a)	River Factoring Pénzügyi Szolgáltató Zártkörűen Működő Részvénytársaság, Budapest	2012	10.78	9.17	1.62	0.00	0.00	0.00	0.00	0.00			8.90	8.90				7.57	7.57				
1.141	Rónasági Takarékszövetkezet, Fülöpszállás	2007HU161PO001	specific fund	Article 44 §1 (a)	Rónasági Takarékszövetkezet, Fülöpszállás	2013	0.02	0.02	3.475.00	0.00	0.00	0.00					0.02		0.02			0.02		0.02			
1.142	Sajóvölgye Takarékszövetkezet, Kazincbarcika	2007HU161PO001	specific fund	Article 44 §1 (a)	Sajóvölgye Takarékszövetkezet, Kazincbarcika	2009	0.00	0.00	0.00	0.00	0.00	0.00	0.00	0.00			0.00	0.00	0.00			0.00	0.00	0.00			
1.143	Savaria Takarékszövetkezet, Szombathely	2007HU161PO001	specific fund	Article 44 §1 (a)	Savaria Takarékszövetkezet, Szombathely	2011	0.42	0.36	0.06	0.00	0.00	0.00	0.00	0.00			0.42	0.27	0.15			0.36	0.23	0.13			

Hungary

HU

I. Description and identification of the entities which implement FEIs						II. Amounts of OP contributions paid to FEIs (HF or specific fund)					III. Investments made by FEIs in final recipients																		
1	2	3	4		5	6	7=8+9+10	8	9	10	11	12=13+14+15+16	13	14	15	16	17=18+19+20+21	18	19	20	21	22=23+24+25+26	23	24	25	26			
No.	Name of the fund	Operational Programme(s)	Type of FEI		Fund manager	Fund set-up	Amounts of OP contributions paid to the fund or set aside in case of guarantees (HF or specific fund)	out of which			Management costs and fees	Total number of financial products offered	out of which				OP contributions invested in final recipients	out of which				SF contributions invested in final recipients	out of which						
			a) HF/specific fund	b) Article 44 §1 (a) or (b) or (c)				Structural Funds	National public re-financing	National private co-financing			loans	guarantees	equity / venture capital	other products		loan	guarantee	equity / venture capital	other product		loan	guarantee	equity / venture capital	other product			
1.144	Sberbank Magyarország Zártkörűen Működő Részvénytársaság, Budapest	2007HU161PO001	specific fund	Article 44 §1 (a)	Sberbank Magyarország Zártkörűen Működő Részvénytársaság, Budapest	2008	1.70	1.44	0.25	0.00	0.00	0.00	0.00	0.00			1.70	1.70	0.00			1.44	1.44	0.00					
1.144		2007HU162PO001					0.38	0.32	0.06	0.00	0.00	0.00	0.00	0.00			0.38	0.38	0.00			0.32	0.32	0.00					
1.145	Somogy Megyei Vállalkozói Központ Közalapítvány, Kaposvár	2007HU161PO001	specific fund	Article 44 §1 (a)	Somogy Megyei Vállalkozói Központ Közalapítvány, Kaposvár	2008	9.82	8.35	1.47	0.00	0.00	0.00	0.00	0.00			9.55	9.55				8.12	8.12						
1.146	Sopron Bank Burgenland Zártkörűen Működő Részvénytársaság, Budapest	2007HU161PO001	specific fund	Article 44 §1 (a)	Sopron Bank Burgenland Zártkörűen Működő Részvénytársaság, Budapest	2008	2.00	1.70	0.30	0.00	0.00	0.00	0.00	0.00	0.00			2.00	1.62	0.38			1.70	1.37	0.32				
1.146		2007HU162PO001				2011	0.12	0.10	0.02	0.00	0.00	0.00	0.00	0.00			0.12	0.00	0.12			0.10	0.00	0.10					
1.147	Start Garancia Pénzügyi Szolgáltató Zrt., Budapest	2007HU162PO001	specific fund	Article 44 §1 (c)	Start Garancia Pénzügyi Szolgáltató Zrt., Budapest	2011	0.00	0.00	0.00	0.00	0.00	0.00	0.00	0.00			0.00		0.00			0.00		0.00					
1.148	SZABOLCS Takarékszövetkezet, Nyíregyháza	2007HU161PO001	specific fund	Article 44 §1 (a)	SZABOLCS Takarékszövetkezet, Nyíregyháza	2012	1.59	1.35	0.24	0.00	0.00	0.00	0.00	0.00			1.56	1.56	0.00			1.32	1.32	0.00					
1.149	Szalmár-Beregi Takarékszövetkezet, Fehérgyarmat	2007HU161PO001	specific fund	Article 44 §1 (a)	Szalmár-Beregi Takarékszövetkezet, Fehérgyarmat	2009	0.00	0.00	0.00	0.00	0.00	0.00	0.00	0.00			0.00	0.00	0.00			0.00	0.00	0.00					
1.150	Széchényi István Hitelszövetkezet, Zalaegerszeg	2007HU161PO001	specific fund	Article 44 §1 (a)	Széchényi István Hitelszövetkezet, Zalaegerszeg	2013	0.00	0.00	0.00	0.00	0.00	0.00	0.00	0.00			0.00		0.00			0.00		0.00					
1.151	Széchényi István Hitelszövetkezet, Zalaegerszeg	2007HU162PO001	specific fund	Article 44 §1 (c)	Széchényi István Hitelszövetkezet, Zalaegerszeg	2013	0.01	0.01	192.00	0.00	0.00	0.00	0.00	0.00			0.01		0.01			0.01		0.01					
1.152	Széchényi Kereskedelmi Bank Zrt., Budapest	2007HU161PO001	specific fund	Article 44 §1 (a)	Széchényi Kereskedelmi Bank Zrt., Budapest	2011	0.99	0.84	0.15	0.00	0.00	0.00	0.00	0.00	0.00			0.99	0.44	0.56			0.84	0.37	0.47				
1.152		2007HU162PO001					1.45	1.24	0.22	0.00	0.00	0.00	0.00	0.00			1.45	0.41	1.04			1.24	0.35	0.89					
1.153	Szegvár és Vidéke Takarékszövetkezet, Szegvár	2007HU161PO001	specific fund	Article 44 §1 (a)	Szegvár és Vidéke Takarékszövetkezet, Szegvár	2010	0.12	0.10	0.02	0.00	0.00	0.00	0.00	0.00			0.12	0.08	0.04			0.10	0.07	0.03					
1.154	Székesfehérvár Regionális Vállalkozásfejlesztési Alapítvány, Székesfehérvár	2007HU161PO001	specific fund	Article 44 §1 (a)	Székesfehérvár Regionális Vállalkozásfejlesztési Alapítvány, Székesfehérvár	2008	9.46	8.04	1.42	0.00	0.00	0.00	0.00	0.00			9.08	9.08				7.72	7.72						
1.155	Szentlőrinc-Ormanság Takarékszövetkezet, Szentlőrinc	2007HU161PO001	specific fund	Article 44 §1 (a)	Szentlőrinc-Ormanság Takarékszövetkezet, Szentlőrinc	2012	0.00	0.00	0.00	0.00	0.00	0.00	0.00	0.00			0.00	0.00				0.00	0.00						
1.156	Szigetvári Takarékszövetkezet, Pécs	2007HU161PO001	specific fund	Article 44 §1 (a)	Szigetvári Takarékszövetkezet, Pécs	2009	5.95	5.05	0.89	0.00	0.00	0.00	0.00	0.00			5.85	5.84	9.563.00			4.97	4.96	8.129.00					
1.157	TakarékBank Zrt., Budapest	2007HU161PO001	specific fund	Article 44 §1 (a)	TakarékBank Zrt., Budapest	2008	1.39	1.18	0.21	0.00	0.00	0.00	0.00	0.00			1.37	1.17	0.20			1.17	0.99	0.17					
1.158	Terra Credit Pénzügyi Szolgáltató Zártkörűen Működő Részvénytársaság, Budapest	2007HU161PO001	specific fund	Article 44 §1 (a)	Terra Credit Pénzügyi Szolgáltató Zártkörűen Működő Részvénytársaság, Budapest	2013	4.98	4.24	0.75	0.00	0.00	0.00	0.00	0.00			4.34	4.34				3.69	3.69						
1.159	Tisza Takarékszövetkezet, Tiszaföldvár	2007HU161PO001	specific fund	Article 44 §1 (a)	Tisza Takarékszövetkezet, Tiszaföldvár	2012	0.15	0.13	0.02	0.00	0.00	0.00	0.00	0.00			0.15	0.15				0.13	0.13						
1.160	Tőkepartner Kockázati Tőkesalap-Kelőző Zrt., Budapest	2007HU161PO001	specific fund	Article 44 §1 (a)	Tőkepartner Kockázati Tőkesalap-Kelőző Zrt., Budapest	2013	9.67	7.99	1.68	0.00	0.00	0.00	0.00	0.00			8.55		8.55			7.27				7.27			
1.161	Toina Megyei Vállalkozásfejlesztési Alapítvány, Szekszárd	2007HU161PO001	specific fund	Article 44 §1 (a)	Toina Megyei Vállalkozásfejlesztési Alapítvány, Szekszárd	2011	11.88	10.10	1.78	0.00	0.00	0.00	0.00	0.00			11.43	11.43				9.71	9.71						
1.161		2007HU162PO001					0.28	0.23	0.04	0.00	0.00	0.00	0.00	0.00			0.28	0.28				0.23	0.23						
1.162	UniCredit Bank Hungary Zrt., Budapest	2007HU161PO001	specific fund	Article 44 §1 (a)	UniCredit Bank Hungary Zrt., Budapest	2008	2.20	1.87	0.33	0.00	0.00	0.00	0.00	0.00			1.75	1.30	0.45			1.48	1.10	0.38					
1.162		2007HU162PO001				2009	1.05	0.89	0.16	0.00	0.00	0.00	0.00	0.00			1.05	0.18	0.87			0.89	0.15	0.74					

Hungary

HU

I. Description and identification of the entities which implement FEIs						II. Amounts of OP contributions paid to FEIs (HF or specific fund)					III. Investments made by FEIs in final recipients															
1	2	3	4		5	6	7=8+9+10	8	9	10	11	12=13+14+15+16	13	14	15	16	17=18+19+20+21	18	19	20	21	22=23+24+25+26	23	24	25	26
No.	Name of the fund	Operational Programme(s)	Type of FEI		Fund manager	Fund set-up	Amounts of OP contributions paid to the fund or set aside in case of guarantees (HF or specific fund)	out of which			Management costs and fees	Total number of financial products offered	out of which				OP contributions invested in final recipients	out of which				SF contributions invested in final recipients	out of which			
			a) HF/specific fund	b) Article 44 §1 (a) or (b) or (c)				Structural Funds	National public re-financing	National private co-financing			loans	guarantees	equity / venture capital	other products		loan	guarantee	equity / venture capital	other product		loan	guarantee	equity / venture capital	other product
1.163	Valor Capital Kockázati Tőkealap-kezelő Zrt., Budapest	2007HU161PO001	specific fund	Article 44 §1 (a)	Valor Capital Kockázati Tőkealap-kezelő Zrt., Budapest	2013	18.38	14.74	3.64	0.00	0.00	0.00			0.00		17.85			17.85		15.18			15.18	
1.164	Vas Megye és Szombathely Város Regionális Vállalkozásfejlesztési Alapítvány, Vállalkozói Központ, Szombathely	2007HU161PO001	specific fund	Article 44 §1 (a)	Vas Megye és Szombathely Város Regionális Vállalkozásfejlesztési Alapítvány, Vállalkozói Központ, Szombathely	2009	5.71	4.86	0.86	0.00	0.00	0.00	0.00				5.52	5.52				4.69	4.69			
1.165	Venturo Kockázati Tőkealap-kezelő Zártkörűen Működő Részvénytársaság, Budapest	2007HU161PO001	specific fund	Article 44 §1 (a)	Venturo Kockázati Tőkealap-kezelő Zártkörűen Működő Részvénytársaság, Budapest	2012	9.67	7.90	1.77	0.00	0.00	0.00			0.00		8.25			8.25		7.01			7.01	
1.166	Veszprém Megyei Vállalkozásfejlesztési Alapítvány, Veszprém	2007HU161PO001	specific fund	Article 44 §1 (a)	Veszprém Megyei Vállalkozásfejlesztési Alapítvány, Veszprém	2008	2.24	1.90	0.34	0.00	0.00	0.00	0.00				2.18	2.18				1.85	1.85			
1.167	VirPay Financial Group Zártkörűen Működő Részvénytársaság, Mosonmagyaróvár	2007HU161PO001	specific fund	Article 44 §1 (a)	VirPay Financial Group Zártkörűen Működő Részvénytársaság, Mosonmagyaróvár	2014	1.93	1.64	0.29	0.00	0.00	0.00	0.00				1.61	1.61				1.37	1.37			
1.168	X-Ventures Alpha Kockázati Tőkealap-kezelő Zrt., Budapest	2007HU161PO001	specific fund	Article 44 §1 (a)	X-Ventures Alpha Kockázati Tőkealap-kezelő Zrt., Budapest	2009	8.25	6.35	1.90	0.00	0.00	0.00			0.00		9.10			9.10		7.74			7.74	
1.169	X-Ventures Béta Kockázati Tőkealap-kezelő, Budapest	2007HU161PO001	specific fund	Article 44 §1 (a)	X-Ventures Béta Kockázati Tőkealap-kezelő, Budapest	2012	8.45	6.99	1.46	0.00	0.00	0.00			0.00		6.51			6.51		5.53			5.53	
1.170	Zala Megyei Vállalkozásfejlesztési Alapítvány, Zalaegerszeg	2007HU161PO001	specific fund	Article 44 §1 (a)	Zala Megyei Vállalkozásfejlesztési Alapítvány, Zalaegerszeg	2008	13.61	11.56	2.04	0.00	0.00	0.00	0.00	0.00			13.31	13.31				11.32	11.32			
2	Szechenyi Capital Investment Programme and Fund, 1072 Budapest, Rákóczi út 42.	2007HU161PO003	specific fund	Article 44 §1 (a)	Szechenyi Capital Investment Fund Manager, CPLC (1072 Budapest, Rákóczi út 42.) is a 100% indirectly state-owned financial agency supervised by the Central Bank of Hungary (Magyar Nemzeti Bank)	2010	6.45	5.48	0.97	0.00	1.12	14.00	0.00	0.00	14.00	0.00	6.01	0.00	0.00	6.01	0.00	5.11	0.00	0.00	5.11	0.00
2		2007HU161PO004				2010	6.45	5.48	0.97	0.00	1.12	14.00	0.00	0.00	14.00	0.00	5.83	0.00	0.00	5.83	0.00	4.96	0.00	0.00	4.96	0.00
2		2007HU161PO005				2010	6.45	5.48	0.97	0.00	1.12	11.00	0.00	0.00	11.00	0.00	5.68	0.00	0.00	5.68	0.00	4.83	0.00	0.00	4.83	0.00
2		2007HU161PO006				2010	6.45	5.48	0.97	0.00	1.12	12.00	0.00	0.00	12.00	0.00	5.74	0.00	0.00	5.74	0.00	4.88	0.00	0.00	4.88	0.00
2		2007HU161PO009				2010	6.45	5.48	0.97	0.00	1.12	12.00	0.00	0.00	12.00	0.00	5.85	0.00	0.00	5.85	0.00	4.98	0.00	0.00	4.98	0.00
2		2007HU161PO011				2010	6.45	5.48	0.97	0.00	1.12	11.00	0.00	0.00	11.00	0.00	5.22	0.00	0.00	5.22	0.00	4.43	0.00	0.00	4.43	0.00
2		2007HU162PO001				2010	6.45	5.48	0.97	0.00	1.12	16.00	0.00	0.00	16.00	0.00	5.86	0.00	0.00	5.86	0.00	4.98	0.00	0.00	4.98	0.00

TOTAL OP contributions provided	from MA to HFs	822.18	698.85	123.33	0.00	15.10																				
	from HFs to specific funds	891.35	743.97	147.37	0.00	1.18	0.00	0.00	0.00			790.80	525.23	24.72	240.85						672.18	446.45	21.01	204.72		
	from MA directly to specific funds	45.16	38.39	6.77	0.00	7.81	90.00	0.00	0.00	90.00	0.00	40.19	0.00	0.00	40.19	0.00	0.00	34.17	0.00	0.00	34.17	0.00				

Italy						IT																																
I. Description and identification of the entities which implement FEIs						II. Amounts of OP contributions paid to FEIs (HF or specific fund)						III. Investments made by FEIs in final recipients																										
1	2	3	4		5	6	7-8+9+10				11	12=13+14+15+16	13	14	15	16	17=18+19+20+21				22=23+24+25+26	23	24	25	26													
			Type of FEI				Fund manager	Fund setup	Amounts of OP contributions paid to the fund or set aside in case of guarantees (HF or specific fund)	out of which							Management costs and fees	Total number of financial products offered	out of which							OP contributions invested in final recipients	out of which				out of which							
			a) HF/specific fund	b) Article 44, §1 (a) or (b) or (c)						Structural Funds									National public co-financing	National private co-financing							loans	guarantees	equity / venture capital	other products	loan	guarantee	equity / venture capital	other product	loan	guarantee	equity / venture capital	other product
1	JER - 050 JEREMIE SICILIA FSE LUXEMBURG	2007IT051PO003	HF	-	NESSUN ALTRO ENTE	2010	7.25	5.44	1.81	0.00	1.48																											
1.1	Prodotto per la finanzia sociale finanziato tramite condivisione dei rischi	2007IT051PO003	specific fund	Article 44 §1 (a)	BANCA POPOLARE ETICA, Padova CONFESERFIDI, Sotci	2012	5.78	4.34	1.45	0.00	0.16	328.00	328.00													4.22	4.22											
2	JEREMIE FSE, ISTITUTO PRESSO FINLOMBARDA S.P.A. - VIA TARAMELLI, 12 - 20124 MILANO	2007IT052PO006	HF	-	JEREMIE FSE, Istituto presso FINLOMBARDA S.p.a. - Via Taramelli, 12 - 20124 MILANO	2008	18.75	7.94	10.81	0.00	0.00																											
2.1	JEREMIE FSE, Istituto presso FINLOMBARDA S.p.a. Via Taramelli, 12 - 20124 MILANO	2007IT052PO006	specific fund	Article 44 §1 (a)	Finlombarda S.P.A. - società soggetta a direzione e coordinamento di Regione Lombardia - Via Taramelli, 12 - 20124 MILANO	2008	18.75	7.94	10.81	0.00	0.00	15,602.00	7,801.00	7,801.00													7.18	6.61	0.57									
3	Fondo Microcredito FSE (ESF Microcredit Fund), Napoli	2007IT051PO001	specific fund	Article 44 §1 (a)	Sviluppo Campania SpA, Napoli	2011	109.08	63.14	45.93	0.00	5.92	3,605.00	3,605.00	0.00	0.00	0.00											46.08	46.08	0.00	0.00	0.00							
4	Fondo Microcredito PICO FSE (ESF PICO Microcredit Fund), Napoli	2007IT051PO001	specific fund	Article 44 §1 (a)	Sviluppo Campania SpA - Via Santa Lucia n. 81 Napoli	2013	10.92	7.84	3.08	0.00	0.65	321.00	321.00	0.00	0.00	0.00											4.99	4.99	0.00	0.00	0.00							
5	Fondo di Garanzia per il microcredito (DGR n. 843 del 14 dicembre 2009) - Regione Calabria	2007IT051PO002	specific fund	Article 44 §1 (a)	Fincalabra SpA, Ente strumentale in House della Regione Calabria, Via Pugliese, 30, 88100 Catanzaro	2009	16.70	12.52	4.17	0.00	1.15	683.00	153.00	530.00	0.00	0.00											11.88	3.31	8.57	0.00	0.00							
6	Fondo di garanzia per l'Occupazione in Calabria (DGR n. 385 del 11/08/2011) - Regione Calabria	2007IT051PO002	specific fund	Article 44 §1 (a)	Fincalabra SpA, Ente strumentale in House della Regione Calabria, Via Pugliese, 30, 88100 Catanzaro	2011	1.80	1.35	0.45	0.00	0.43	25.00	25.00	0.00	0.00	0.00											2.07	2.07	0.00	0.00	0.00							
7	FONDO UNICO PER L'OCCUPAZIONE E LA CRESCITA (FUOC)	2007IT051PO002	specific fund	Article 44 §1 (a)	FINCALABRA SPA - Via Pugliese,30 - 88100 Catanzaro	2014	57.50	43.13	14.38	0.00	3.33	1,035.00	1,035.00	0.00	0.00	0.00											52.05	52.05	0.00	0.00	0.00							
8	Fondo di Sostegno e Garanzia FSE - Centro Direzionale Zona Industriale Tito Scalo, 85050 Tito PZ	2007IT051PO004	specific fund	Article 44 §1 (a)	Sviluppo Basilicata - Società soggetta alla direzione e coordinamento della Regione Basilicata Unico azionista - Centro Direzionale Zona Industriale Tito Scalo, 85050 Tito PZ	2009	15.00	6.00	9.00	0.00	2.45	729.00	729.00	0.00	0.00	0.00											6.00	6.00	0.00	0.00	0.00							
9	Fondo Microcredito d'Impresa, Regione Puglia	2007IT051PO005	specific fund	Article 44 §1 (a)	Puglia Sviluppo S.p.a., Modugno (BA) - Via delle Dale	2012	59.00	23.60	35.40	0.00	2.62	1,491.00	1,491.00	0.00	0.00	0.00											31.13	31.13	0.00	0.00	0.00							

Italy						IT					III. Investments made by FEIs in final recipients																																					
I. Description and identification of the entities which implement FEIs						II. Amounts of OP contributions paid to FEIs (HF or specific fund)																																										
1	2	3	4		5	6	7=8+9+10	8	9	10	11	12=13+14+15+16	13	14	15	16	17=18+19+20+21	18	19	20	21	22=23+24+25+26	23	24	25	26																						
			Type of FEI																								Fund manager	Fund set-up	Amounts of OP contributions paid to the fund or per side in case of guarantees (HF or specific fund)	out of which			Management costs and fees	Total number of financial products offered	out of which				OP contributions invested in final recipients	out of which				SF contributions invested in final recipients	out of which			
			a) HF/specific fund	b) Article 44 §1 (a) or (b) or (c)																										Structural Funds	National public re-financing	National private co-financing			loans	guarantees	equity / venture capital	other products		loan	guarantee	equity / venture capital	other product		loan	guarantee	equity / venture capital	other product
10	Fondo Microcredito FSE istituito dalla Regione Abruzzo con Deliberazione della Giunta Regionale n. 646 del 15/11/2010	2007IT052PO001	specific fund	Article 44 §1 (a)	Abruzzo Sviluppo S.p.A. società in house della Regione Abruzzo, così come riconosciuta dalla Commissione Europea con nota ARES 669906 del 22/06/2012	2010	46.12	18.61	27.51		3.12	2,391.00	2,391.00	0.00	0.00		0.00	33.30	33.30	0.00	0.00	0.00	33.30	33.30	0.00	0.00	0.00																					
11	Fondo per il microcredito e la microfinanza (sezione speciale FSE)	2007IT052PO004	specific fund	Article 44 §1 (a)	LAZIOINNOVA SPA - Via Marco Aurelio 26A, Roma	2015	35.00	17.50	17.50	0.00	0.00	1,499.00	1,499.00	0.00	0.00		0.00	32.75	32.75	0.00	0.00	0.00	16.37	16.37	0.00	0.00	0.00																					
12	Fondo di Ingegneria finanziaria di cui all'art. 44 del Reg. CE 1083/2006 - Roma	2007IT052PO007	specific fund	Article 44 §1 (a)	Banca del Mezzogiorno - Mediocredito Centrale Spa - Roma	2010	3.61	1.43	2.18	0.00	0.23	866.00	0.00	866.00	0.00	0.00		0.00	3.61	3.61	0.00	0.00	0.00	1.43	1.43	0.00	0.00																					
13	Fondo Microcredito FSE - Regione Autonoma Valle d'Aosta	2007IT052PO014	specific fund	Article 44 §1 (a)	Finanziaria Regionale Valle d'Aosta - Società per Azioni siglabile FINACOSTA s.p.A. Sede: via Festaz 22, Aosta (AO)	2013	4.50	2.25	2.25	0.00	0.18	177.00	177.00	0.00	0.00		0.00	3.82	3.82	0.00	0.00	0.00	1.91	1.91	0.00	0.00	0.00																					
14	Fondo Microcredito FSE (ESF Microcredit Fund), Cagliari	2007IT052PO016	specific fund	Article 44 §1 (a)	SFIRS SpA, Cagliari (Soggetto Gestore)	2009	78.50	31.40	47.10	0.00	5.15	3,721.00	3,721.00	0.00	0.00		0.00	78.50	78.50	0.00	0.00	0.00	31.40	31.40	0.00	0.00	0.00																					
15	Fondo per lo sviluppo del sistema Cooperativistico in Sardegna	2007IT052PO016	specific fund	Article 44 §1 (a)	SFIRS SpA, Cagliari (Soggetto Gestore)	2013	5.11	1.94	3.16	0.00	0.83	61.00	0.00	0.00	61.00		0.00	4.64	0.00	0.00	4.64	0.00	1.76	0.00	0.00	1.76	0.00																					
16	Fondo PISL - POIC FSE	2007IT052PO016	specific fund	Article 44 §1 (a)	SFIRS SpA, Cagliari (Soggetto Gestore)	2011	25.37	9.85	15.53	0.00	1.49	712.00	712.00	0.00	0.00		0.00	23.80	23.80	0.00	0.00	0.00	9.27	9.27	0.00	0.00	0.00																					
17	Fondo Regionale di Finanza Inclusiva	2007IT052PO016	specific fund	Article 44 §1 (a)	SFIRS SpA, Cagliari (Soggetto Gestore)	2013	5.00	1.90	3.10	0.00	0.19	21.00	0.00	21.00	0.00	0.00		5.28	0.00	5.28	0.00	0.00	1.90	1.90	0.00	0.00	0.00																					
18	Fondo Rotativo Contratti di sviluppo	2007IT161PO001	specific fund	Article 44 §1 (a)	INVITALIA - Agenzia Nazionale per l'Attrazione degli investimenti e lo sviluppo d'impresa spa - Roma	2013	3.77	2.80	0.97		0.27	1.00	1.00	0.00	0.00		0.00	0.94	0.94	0.00	0.00	0.00	0.70	0.70	0.00	0.00	0.00																					
19	Fondo Rotativo POIn Attrattori A185F	2007IT161PO001	specific fund	Article 44 §1 (a)	INVITALIA - Agenzia nazionale per l'attrazione degli investimenti e lo sviluppo d'impresa spa - Roma	2013	10.00	7.42	2.58	0.00	0.00	161.00	161.00	0.00	0.00		0.00	6.67	6.67	0.00	0.00	0.00	4.95	4.95	0.00	0.00	0.00																					
20	Riserva POIn Attrattori del Fondo di Garanzia per le PMI	2007IT161PO001	specific fund	Article 44 §1 (a)	Banca del Mezzogiorno - Mediocredito Centrale spa - Roma	2011	80.00	59.36	20.64	0.00	1.45	5,234.00	0.00	5,234.00	0.00	0.00		64.96	0.00	64.96	0.00	0.00	48.20	48.20	0.00	0.00	0.00																					
21	Fondo rotativo finanziamento agevolato DM 13 Dicembre 2011 (Linea di attività 1.1)	2007IT161PO002	specific fund	Article 44 §1 (a)	Agenzia nazionale per l'attrazione degli investimenti e lo sviluppo d'impresa - INVITALIA S.p.a. - Roma, via Calabria, 46	2011	16.27	12.21	4.07	0.00	0.97	7.00	7.00	0.00	0.00		4.53	4.53	0.00	0.00	0.00	3.40	3.40	0.00	0.00	0.00																						
22	Fondo rotativo finanziamento agevolato DM 6 agosto 2010 (Linea di attività 1.2)	2007IT161PO002	specific fund	Article 44 §1 (a)	Agenzia nazionale per l'attrazione degli investimenti e lo sviluppo d'impresa - INVITALIA S.p.a. - Roma, via Calabria, 46	2010	105.00	78.75	26.25	0.00	2.16	297.00	297.00	0.00	0.00		0.00	39.18	39.18	0.00	0.00	0.00	29.38	29.38	0.00	0.00	0.00																					

Italy

IT

I. Description and identification of the entities which implement FEIs						II. Amounts of OP contributions paid to FEIs (HF or specific fund)					III. Investments made by FEIs in final recipients															
1	2	3	4		5	6	7=8+9+10	8	9	10	11	12=13+14+15+16	13	14	15	16	17=18+19+20+21	18	19	20	21	22=23+24+25+26	23	24	25	26
No.	Name of the fund	Operational Programme(s)	Type of FEI		Fund manager	Fund set-up	Amounts of OP contributions paid to the fund or set aside in case of guarantees (HF or specific fund)	out of which			Management costs and fees	Total number of financial products offered	out of which				OP contributions invested in final recipients	out of which				SF contributions invested in final recipients	out of which			
			a) HF/specific fund	b) Article 44 §1 (a) or (b) or (c)				Structural Funds	National public re-financing	National private co-financing			loans	guarantees	equity / venture capital	other products		loan	guarantee	equity / venture capital	other product		loan	guarantee	equity / venture capital	other product
23	Fondo rotativo finanziamento agevolato DM 6 agosto 2010 (Linea di attività 2.1)	2007IT161PO002	specific fund	Article 44 §1 (a)	Agenzia nazionale per l'attuazione degli investimenti e lo sviluppo d'impresa - INVITALIA S.p.a. - Roma, via Calabria, 46	2010	67.00	50.25	16.75	0.00	16.80	254.00	254.00	0.00	0.00	0.00	26.14	26.14	0.00	0.00	0.00	19.60	19.60	0.00	0.00	0.00
24	Riserva separata POI - Fondo Centrale di Garanzia (Linea di attività 1.1)	2007IT161PO002	specific fund	Article 44 §1 (a)	Unicredit Mediocredito Centrale S.p.a. - Roma, via Piemonte, 51	2012	2.50	1.88	0.63	0.00	0.00	2.00	0.00	2.00	0.00	0.00	1.77	0.00	1.77	0.00	0.00	1.32		1.32	0.00	0.00
25	Riserva separata POI - Fondo Centrale di Garanzia (Linea di attività 1.2)	2007IT161PO002	specific fund	Article 44 §1 (a)	Banca del Mezzogiorno Mediocredito Centrale, Roma	2012	0.81	0.61	0.20	0.00	339.00	1.00	0.00	1.00	0.00	0.00	0.57	0.00	0.57	0.00	0.00	0.43		0.43	0.00	0.00

Italy

IT

I. Description and identification of the entities which implement FEIs						II. Amounts of OP contributions paid to FEIs (HF or specific fund)					III. Investments made by FEIs in final recipients																	
1	2	3	4		5	6	7=8+9+10	8	9	10	11	12=13+14+15+16	13	14	15	16	17=18+19+20+21	18	19	20	21	22=23+24+25+26	23	24	25	26		
No.	Name of the fund	Operational Programme(s)	Type of FEI		Fund manager	Fund set-up	Amounts of OP contributions paid to the fund or set aside in case of guarantees (HF or specific fund)	out of which			Management costs and fees	Total number of financial products offered	out of which				OP contributions invested in final recipients	out of which				SF contributions invested in final recipients	out of which					
			a) HF/specific fund	b) Article 44 §1 (a) or (b) or (c)				Structural Funds	National public re-financing	National private co-financing			loans	guarantees	equity / venture capital	other products		loan	guarantee	equity / venture capital	other product		loan	guarantee	equity / venture capital	other product		
26	Riserva separata POI - Fondo Centrale di Garanzia (Linea di attività 1.4)	2007/IT161PO002	specific fund	Article 44 §1 (a)	Banca del Mezzogiorno Mediocredito Centrale, Roma	2012	15.50	11.63	3.88	0.00	0.00	0.00	0.00	0.00	0.00	0.00	0.00	0.00	0.00	0.00	0.00	0.00	0.00	0.00	0.00	0.00	0.00	0.00
27	Riserva separata POI - Fondo Centrale di Garanzia (Linea di attività 2.1)	2007/IT161PO002	specific fund	Article 44 §1 (a)	Banca del Mezzogiorno Mediocredito Centrale, Roma	2012	0.10	0.07	0.02	0.00	655.00	1.00	0.00	1.00	0.00	0.00	0.10	0.00	0.10	0.00	0.00	0.07		0.07	0.00	0.00		
28	Riserva separata POI - Fondo Centrale di Garanzia (Linea di attività 2.5)	2007/IT161PO002	specific fund	Article 44 §1 (a)	Banca del Mezzogiorno Mediocredito Centrale, Roma	2012	34.00	25.50	8.50	0.00	49.00	11.00	0.00	11.00	0.00	0.00	0.74	0.00	0.74	0.00	0.00	0.56		0.56	0.00	0.00		
29	Fondo FIT PIA Innovazione - Roma	2007/IT161PO006	specific fund	Article 44 §1 (b)	MISE DGIAI ROME	2009	108.00	81.00	27.00			156.00	156.00	0.00	0.00	0.00	18.10	18.10	0.00	0.00	0.00	18.10	18.10	0.00	0.00	0.00		
30	Fondo FIT PON "Legge 46/82 - Analisi settore" ROMA	2007/IT161PO006	specific fund	Article 44 §1 (a)	MISE DGIAI ROME	2009	45.00	33.75	11.25			52.00	52.00	0.00	0.00	0.00	31.22	31.22	0.00	0.00	0.00	31.22	31.22	0.00	0.00	0.00		
31	Fondo FIT PON "Legge 46/82 - bando start-up", ROMA	2007/IT161PO006	specific fund	Article 44 §1 (a)	MISE DGIAI ROME	2009	5.00	3.75	1.25			8.00	8.00	0.00	0.00	0.00	2.87	2.87	0.00	0.00	0.00	2.87	2.87	0.00	0.00	0.00		
32	Fondo FIT PON "Legge 46/82 - generalista", ROMA	2007/IT161PO006	specific fund	Article 44 §1 (a)	MISE DGIAI, ROME	2009	85.00	63.75	21.25			86.00	86.00	0.00	0.00	0.00	52.78	52.78	0.00	0.00	0.00	52.78	52.78	0.00	0.00	0.00		
33	Fondo FIT PON "Legge 46/82 - sportello REACH" - Roma	2007/IT161PO006	specific fund	Article 44 §1 (a)	MISE DGIAI - Roma	2009	10.00	7.50	2.50			9.00	9.00	0.00	0.00	0.00	5.60	5.60	0.00	0.00	0.00	5.60	5.60	0.00	0.00	0.00		
34	Fondo Rotativo D.Lgs. 185/00 PON RC	2007/IT161PO006	specific fund	Article 44 §1 (a)	Invitalia - Agenzia Nazionale per l'Attrazione degli investimenti e lo sviluppo di impresa S.p.A., Roma	2013	33.00	24.75	8.25			461.00	461.00	0.00	0.00	0.00	25.74	25.74	0.00	0.00	0.00	25.74	25.74	0.00	0.00	0.00		
35	Fondo Rotativo DM 23/07/2009 PON RC	2007/IT161PO006	specific fund	Article 44 §1 (a)	Invitalia - Agenzia Nazionale per l'Attrazione degli investimenti e lo sviluppo di impresa S.p.A., Roma	2010	202.00	151.50	50.50		1.93	43.00	43.00	0.00	0.00	0.00	92.97	92.97	0.00	0.00	0.00	92.97	92.97	0.00	0.00	0.00		
36	Fondo Rotativo PON RC Contratti di sviluppo Asse I	2007/IT161PO006	specific fund	Article 44 §1 (a)	Invitalia - Agenzia Nazionale per l'Attrazione degli investimenti e lo sviluppo di impresa S.p.A., Roma	2012	95.00	71.25	23.75		0.59	10.00	10.00	0.00	0.00	0.00	67.79	67.79	0.00	0.00	0.00	67.79	67.79	0.00	0.00	0.00		
37	Riserva PON Ricerca e Competitività del Fondo di garanzia - ROMA	2007/IT161PO006	specific fund	Article 44 §1 (a)	Banca del Mezzogiorno MCC - ROMA	2010	871.50	653.63	217.88		13.47	49.810.00	0.00	49.810.00	0.00	0.00	858.03	0.00	858.03	0.00	0.00	643.53		643.53	0.00	0.00		
38	FONDO UNICO REGIONALE DI INGEGNERIA FINANZIARIA	2007/IT161PO008	HF	-	Fincalbra SPA Via Pugliese 88100 Catanzaro	2014	75.00	57.00	19.00	0.00	3.05																	
38.1	Fondo di Garanzia, Co-Garanzia e Contro Garanzia	2007/IT161PO008	specific fund	Article 44 §1 (a)	Fincalbra SpA Via Pugliese 88100 Catanzaro		5.00	3.75	1.25	0.00		0.00		0.00			0.26		0.26			0.19		0.19				
38.2	Fondo equity investment	2007/IT161PO008	specific fund	Article 44 §1 (a)	Fincalbra SpA Via Pugliese 88100 Catanzaro		1.50	1.13	0.38	0.00		0.00		0.00			0.20			0.20		0.15		0.15				
38.3	Fondo Mezzanine Financing	2007/IT161PO008	specific fund	Article 44 §1 (a)	Fincalbra SpA Via Pugliese 88100 Catanzaro		14.14	10.60	3.53	0.00		8.00	8.00				9.06	9.06				6.80		6.80				
38.4	Fondo per il rafforzamento delle imprese esistenti	2007/IT161PO008	specific fund	Article 44 §1 (a)	Fincalbra SpA Via Pugliese 88100 Catanzaro		55.36	41.52	13.84	0.00		421.00	421.00				48.74	48.74				36.55		36.55				

Italy

IT

I. Description and identification of the entities which implement FEIs						II. Amounts of OP contributions paid to FEIs (HF or specific fund)					III. Investments made by FEIs in final recipients																
1	2	3	4		5	6	7=8+9+10	8	9	10	11	12=13+14+15+16	13	14	15	16	17=18+19+20+21	18	19	20	21	22=23+24+25+26	23	24	25	26	
No.	Name of the fund	Operational Programme(s)	Type of FEI		Fund manager	Fund set-up	Amounts of OP contributions paid to the fund or set aside in case of guarantees (HF or specific fund)	out of which			Management costs and fees	Total number of financial products offered	out of which				OP contributions invested in final recipients	out of which				SF contributions invested in final recipients	out of which				
			a) HF/specific fund	b) Article 44 §1 (a) or (b) or (c)				Structural Funds	National public re-financing	National private co-financing			loans	guarantees	equity / venture capital	other products		loan	guarantee	equity / venture capital	other product		loan	guarantee	equity / venture capital	other product	
39	JEREMIE HOLDING FUND Calabria	2007IT161PO008	HF	-	European Investment Fund	2011	5.38	0.00	5.38	0.00	3.48																
39.1	Funded Risk Sharing Financial Instrument per la Regione Calabria Regione Calabria Via Massara, 2 88100-Catanzaro - Banca del Mezzogiorno - Mediocredito Centrale	2007IT161PO008	specific fund	Article 44 §1 (a)	Banca del Mezzogiorno - Mediocredito Centrale SpA - Roma	2012	13.49	10.11	3.37	0.00	0.56	105.00	105.00					12.93	12.93			9.70	9.70				
39.2	Funded Risk Sharing Financial Instrument per la Regione Calabria Regione Calabria Via Massara, 2 88100-Catanzaro - Banco di Napoli 1	2007IT161PO008	specific fund	Article 44 §1 (a)	Banco di Napoli Via Toledo 177 - 80132 Napoli	2013	2.18	1.64	0.55	0.00	0.08	16.00	16.00					2.10	2.10			1.58	1.58				
39.3	Funded Risk Sharing Financial Instrument per la Regione Calabria Regione Calabria Via Massara, 2 88100-Catanzaro - Banco di Napoli 2	2007IT161PO008	specific fund	Article 44 §1 (a)	Banco di Napoli Via Toledo 177 - 80132 Napoli	2015	1.29	0.97	0.32	0.00	0.03	7.00	7.00					1.26	1.26			0.95	0.95				
40	JEREMIE	2007IT161PO009	HF	-	European Investment Fund	2008	90.00	67.50	22.50		3.98																
40.1	Founded Risk sharing product for Social Finance (Jeremie 007/03)	2007IT161PO009	specific fund	Article 44 §1 (a)	European Investment Fund - Banca Popolare Etica e Banca Popolare di Sviluppo	2011	5.00	3.75	1.25	0.00	0.22	60.00	60.00					4.01	4.01			3.01	3.01				
40.2	Funded risk sharing product for Social Finance (Jeremie 007/01)	2007IT161PO009	specific fund	Article 44 §1 (a)	Unicredit Mediocredito Centrale SPA - ROMA	2011	85.00	63.75	21.25	0.00	3.44	495.00	495.00					71.99	71.99			53.99	53.99				
41	JESSICA HOLDING FUND CAMPANIA VIA S. LUCIA 91 80132 NAPOLI	2007IT161PO009	HF	-	European Investment Bank	2010	100.00	75.00	25.00		4.01																
41.1	Fondo di sviluppo Urbano Banco di Napoli Equiter spa Via Toledo 177 80132 Napoli	2007IT161PO009	specific fund	Article 44 §1 (b)	Banco di Napoli - Equiter spa	2012	64.26	48.20	16.07	0.00	3.53	6.00	6.00					61.68	61.68			46.26	46.26				
41.2	Fondo di Sviluppo Urbano ICCREA - Banca Impresa spa Via Lucrezia Romana n.41/47 Roma	2007IT161PO009	specific fund	Article 44 §1 (b)	ICCREA Banca Impresa spa	2012	31.82	23.86	7.95	0.00	0.96	4.00	4.00					31.16	31.16			23.37	23.37				
42	Fondo regionale per lo sviluppo delle PMI campane.	2007IT161PO009	specific fund	Article 44 §1 (a)	Sviluppo Campania Spa Via S. Lucia 82, Napoli	2013	265.00	198.75	66.25		7.31	1,066.00	603.00	463.00	0.00	0.00	167.76	155.37	12.39	0.00	0.00	125.82	116.53	9.29	0.00	0.00	
43	Sezione Speciale Regione Campania del Fondo Centrale di Garanzia - Roma	2007IT161PO009	specific fund	Article 44 §1 (a)	Banca del Mezzogiorno - Medio Credito Centrale spa - Roma	2014	60.00	45.00	15.00		0.96	9,491.00	0.00	9,491.00	0.00	0.00	59.03	0.00	59.03	0.00	0.00	44.27	44.27	0.00	0.00		

Italy

IT

I. Description and identification of the entities which implement FEIs						II. Amounts of OP contributions paid to FEIs (HF or specific fund)					III. Investments made by FEIs in final recipients																	
1	2	3	4		5	6	7=8+9+10	8	9	10	11	12=13+14+15+16	13	14	15	16	17=18+19+20+21	18	19	20	21	22=23+24+25+26	23	24	25	26		
No.	Name of the fund	Operational Programme(s)	Type of FEI		Fund manager	Fund set-up	Amounts of OP contributions paid to the fund or set aside in case of guarantees (HF or specific fund)	out of which			Management costs and fees	Total number of financial products offered	out of which				OP contributions invested in final recipients	out of which				SF contributions invested in final recipients	out of which					
			a) HF/specific fund	b) Article 44 §1 (a) or (b) or (c)				Structural Funds	National public re-financing	National private co-financing			loans	guarantees	equity / venture capital	other products		loan	guarantee	equity / venture capital	other product		loan	guarantee	equity / venture capital	other product		
44	Accesso al credito per le PMI (The access to credit for SMEs) - Fondo tranché cover - Regione Puglia, Via Gentile, 52 - Bari (FE6.104525)	2007IT161PO010	specific fund	Article 44 §1 (a)	Puglia Sviluppo S.p.A. - via delle Delle angolo via delle Petunie zona industriale - 70026 Modugno (BA) - P.Iva 01751950733	2014	20.00	13.60	6.40	0.00	0.77	0.00	0.00		0.00	0.00	0.00	11.99	0.00	11.99	0.00	0.00	8.15		8.15	0.00	0.00	
45	Accesso al credito per le PMI (The access to credit for SMEs) - Regione Puglia, Via Gentile, 52 - Bari (FE6.100001-2-3-4-5-6-7-8)	2007IT161PO010	specific fund	Article 44 §1 (a)	Consorzi garanzia fidi: Cofidi Puglia,BA; Artigianfidi,BA; Coop. Artigiana di Garanzia,BA; Soc. di Garanzia tra Commercialisti,TA; Fidindustria,BA; C.N.A. Coop. Art. di Gar.,BR; L'Artigiana Coop. Art. di Gar.,LE; Cofidi Commercialisti di Capitanata,FG	2009	48.08	32.69	15.38	0.00	1.74	0.00	0.00		0.00	0.00	0.00	48.08	0.00	48.08	0.00	0.00	32.69		32.69	0.00	0.00	
46	Accesso al credito per le PMI (The access to credit for SMEs) - Regione Puglia, Via Gentile, 52 - Bari (FE6.103891-93-94-95)	2007IT161PO010	specific fund	Article 44 §1 (a)	Consorzi di garanzia fidi: Cofidi Puglia a r.l., viale Einuadi, 51, 70125 Bari; Fidindustria Bari, Via Amendola 172/5, 70126 Bari;	2012	50.00	34.00	16.00	0.00	3.89	0.00	0.00		0.00	0.00	0.00	50.00	0.00	50.00	0.00	0.00	34.00		34.00	0.00	0.00	
47	Accesso al credito per le PMI (The access to credit for SMEs) - Regione Puglia, Via Gentile, 52 - Bari (FE6.106634-35-36-37-38)	2007IT161PO010	specific fund	Article 44 §1 (a)	Consorzi garanzia fidi:Cofidi,il soc. coop.,via Tridente,22,Bari;Artigianfidi Vicenza sc, Via Ferra,197,Vicenza;Finprom oter sspa, Via Nazionale,204,Roma;Confidi Mutualcredito sc, Via Ravenna,9,Pescara; Confeesfidi scari, Via del lila,22,Soici (RG)	2015	40.00	27.20	12.80	0.00	0.00	0.00	0.00	0.00		0.00	0.00	40.00	0.00	40.00	0.00	0.00	27.20		27.20	0.00	0.00	
48	Aluti a microimprese di nuova costituzione - Nuove Iniziative d'Impresa (Start-up) - Regione Puglia, Via Gentile, 52 - Bari (FE6.104825)	2007IT161PO010	specific fund	Article 44 §1 (a)	Puglia Sviluppo S.p.A. - via delle Delle angolo via delle Petunie, Zona Industriale - 70026 Modugno (BA) - P.IVA 01751950733	2013	25.76	17.52	8.24	0.00	3.75	0.00	0.00		0.00	0.00	0.00	21.79	21.79	0.00	0.00	0.00	14.82		14.82	0.00	0.00	
49	Aluti in forma di controgaranzia del credito erogato in favore di micro imprese e PMI - Regione Puglia, Via Gentile, 52 - Bari (FE6.103357)	2007IT161PO010	specific fund	Article 44 §1 (a)	Puglia Sviluppo S.p.A. - via delle Delle angolo via delle Petunie zona industriale - 70026 Modugno (BA) - P.Iva 01751950732	2014	5.00	3.40	1.60	0.00	0.22	0.00	0.00		0.00	0.00	0.00	7.33	0.00	7.33	0.00	0.00	4.99		4.99	0.00	0.00	
50	Finanziamento per la realizzazione di progetti di promozione internazionale - Regione Puglia, Via Gentile, 52 - Bari (FE6.300100)	2007IT161PO010	specific fund	Article 44 §1 (a)	Puglia Sviluppo S.p.A. - via delle Delle angolo via delle Petunie zona industriale - 70026 Modugno (BA) - P.Iva 01751950733	2013	12.50	8.50	4.00	0.00	0.91	0.00	0.00		0.00	0.00	0.00	3.49	3.49	0.00	0.00	0.00	2.38		2.38	0.00	0.00	
51	Fondo finanziamento del rischio in favore delle PMI - Regione Puglia, Via Gentile, 52 - Bari (FE6.105563)	2007IT161PO010	specific fund	Article 44 §1 (a)	Puglia Sviluppo S.p.A. - Via delle Delle angolo via delle Petunie - zona industriale - 70026 Modugno (BA) - P.IVA 01751950733	2014	90.00	61.20	28.80	0.00	0.12	0.00	0.00	0.00		0.00	0.00	76.00	68.97	7.04	0.00	0.00	51.68		46.90	4.79	0.00	0.00

Italy

IT

I. Description and identification of the entities which implement FEIs						II. Amounts of OP contributions paid to FEIs (HF or specific fund)					III. Investments made by FEIs in final recipients																
1	2	3	4		5	6	7=8+9+10	8	9	10	11	12=13+14+15+16	13	14	15	16	17=18+19+20+21	18	19	20	21	22=23+24+25+26	23	24	25	26	
No.	Name of the fund	Operational Programme(s)	Type of FEI		Fund manager	Fund set-up	Amounts of OP contributions paid to the fund or set aside in case of guarantees (HF or specific fund)	out of which			Management costs and fees	Total number of financial products offered	out of which				OP contributions invested in final recipients	out of which				SF contributions invested in final recipients	out of which				
			a) HF-specific fund	b) Article 44 §1 (a) or (b) or (c)				Structural Funds	National public co-financing	National private co-financing			loans	guarantees	equity / venture capital	other products		loan	guarantee	equity / venture capital	other product		loan	guarantee	equity / venture capital	other product	
52	JER-010 JEREMIE SICILIA FESR, LUXEMBOURG	2007IT161PO011	HF	-	European Investment Fund	2009	41.56	31.17	10.39	0.00	6.55																
52.1	Funded Risk Sharing Portfolio (FRSP) per il microcredito	2007IT161PO011	specific fund	Article 44 §1 (a)	UniCredit SpA, Palermo	2011	1.38	1.03	0.34	0.00	0.07	125.00	125.00					1.31	1.31				0.98	0.98			
52.2	Funded Risk Sharing Portfolio (FRSP) per la PMI	2007IT161PO011	specific fund	Article 44 §1 (a)	BNL SpA-Gruppo BNP PARIBAS, Rome	2011	11.00	8.25	2.75	0.00		63.00	63.00					10.39	10.39				7.79	7.79			

Italy						IT					III. Investments made by FEIs in final recipients															
I. Description and identification of the entities which implement FEIs						II. Amounts of OP contributions paid to FEIs (HF or specific fund)					III. Investments made by FEIs in final recipients															
1	2	3	4		5	6	7+8+9+10			11	12=13+14+15+16	13	14	15	16	17=18+19+20+21	18	19	20	21	22=23+24+25+26	23	24	25	26	
			a) HF/specific fund	b) Article 44 §1 (a) or (b) or (c)			Fund manager	Fund set-up	Amounts of OP contributions paid to the fund or set aside in case of guarantees (HF or specific fund)																	Structural Funds
No.	Name of the fund	Operational Programme(s)	Type of FEI		Fund manager	Fund set-up	Structural Funds	National public co-financing	National private co-financing	Management costs and fees	Total number of financial products offered	loans	guarantees	equity / venture capital	other products	OP contributions invested in final recipients	loan	guarantee	equity / venture capital	other product	SF contributions invested in final recipients	loan	guarantee	equity / venture capital	other product	
52.3	Funded Risk Sharing Portfolio (FRSP) per le PMI 2	2007IT161PO011	specific fund	Article 44 §1 (a)	Unicredit S.p.A.	2014	16.63	12.47	4.16	0.00	0.19	129.00	129.00			16.44	16.44				12.33	12.33				
53	JESSICA HOLDING FUND SICILY, LUXEMBOURG	2007IT161PO011	HF	-	European Investment Bank	2009	148.07	111.05	37.02	0.00	5.90															
53.1	Fondo di Rigenerazione Urbana Sicilia SRL	2007IT161PO011	specific fund	Article 44 §1 (b)	Equiter S.p.A.	2011	90.32	67.74	22.58	0.00	9.66	8.00	8.00			82.01	82.01				61.51	61.51				
53.2	ICCREA Bancalmpresa S.p.a.	2007IT161PO011	specific fund	Article 44 §1 (b)	Icrea Bancalmpresa S.p.A.; Sinloc S.p.A.; BIT S.p.A.	2012	53.23	39.92	13.31	0.00	2.25	17.00	17.00			45.67	45.67				34.25	34.25				
54	Fondo di garanzia per le piccole e medio imprese di cui all'art. 2, comma 100 lett. a) della legge 23.12.1996, n. 662	2007IT161PO011	specific fund	Article 44 §1 (a)	Banca del Mezzogiorno MCC - ROMA	2014	43.00	32.25	10.75		0.76	12,520.00	0.00	12,520.00	0.00	0.00	42.24	0.00	42.24	0.00	0.00	31.68		31.68	0.00	0.00
55	Avviso pubblico per l'integrazione dei fondi rischi delle cooperative e dei consorzi fidi aventi sede operativa nella Regione Basilicata	2007IT161PO012	specific fund	Article 44 §1 (a)	Continuità artigiana soc. coop., Consorzio Lucania Fidi soc. coop., Cofidi Basilicata Soc. Coop., Cons. art. Fidi soc. coop., Co.Fidi Puglia soc. coop., Cooperfidi Abruzzo Soc. Coop.	2013	7.00	3.74	3.26			2,256.00	0.00	2,256.00	0.00	0.00	7.00	0.00	7.00	0.00	0.00	3.74		3.74	0.00	0.00
56	*Fondo di garanzia - PO FESR Basilicata 2007-2013 - DGR n. 2124 del 15.12.2009*, REGIONE BASILICATA - Potenza	2007IT161PO012	specific fund	Article 44 §1 (a)	Sviluppo Basilicata SpA - Centro Direzionale snc Tito Scalo - 85050 TITO (Pz)	2015	15.00	8.01	6.99	0.00	1.48	80.00	0.00	80.00	0.00	0.00	14.37	0.00	14.37	0.00	0.00	7.67		7.67	0.00	0.00
57	Fondo di rotazione Por Fesr Abruzzo 2007-2013 - Attività 1.2.2 del Por "Aiuti alle piccole nuove imprese innovative" - Attività 1.2.4 del por " Azioni pre migliorare le capacità di accesso al credito da parte delle PMI	2007IT162PO001	specific fund	Article 44 §1 (a)	ATI Fira - Via Ferrari 155, 65100 Pescara	2012	39.57	15.59	23.98		1.94	1,121.00	0.00	1,077.00	44.00	0.00	37.62	0.00	18.28	19.34	0.00	37.62	0.00	18.28	19.34	0.00
58	FONDO REGIONALE DI CAPITALE DI RISCHIO A COMPARTECIPAZIONE PUBBLICO/PRIVATA DENOMINATO INGENIUM II	2007IT162PO002	HF	-	Zernike Meta Ventures S.p.A.	2011	14.00	2.58	4.42	7.00	0.00															
58.1	Fondo Regionale di Capitale di Rischio a compartecipazione pubblico/privata denominato Ingenium II	2007IT162PO002	specific fund	Article 44 §1 (a)	Zernike Meta Ventures S.p.A. con sede legale a Terni (TR) via Luigi Casale, 7	2011	7.00	2.58	4.42	0.00	0.00	23.00			23.00		7.12		7.12		2.63			2.63		
59	FONDO REGIONALE ROTATIVO DI FINANZA AGEVOLATA	2007IT162PO002	HF	-	Unifidi Emilia-Romagna Soc. Coop. R.L. Bologna (BO), via Brugnoli 6.	2012	26.24	5.72	9.78	10.74	0.00															

Italy

IT

I. Description and identification of the entities which implement FEIs						II. Amounts of OP contributions paid to FEIs (HF or specific fund)					III. Investments made by FEIs in final recipients																
1	2	3	4		5	6	7=8+9+10	8	9	10	11	12=13+14+15+16	13	14	15	16	17=18+19+20+21	18	19	20	21	22=23+24+25+26	23	24	25	26	
No.	Name of the fund	Operational Programme(s)	Type of FEI		Fund manager	Fund set-up	Amounts of OP contributions paid to the fund or set aside in case of guarantees (HF or specific fund)	out of which			Management costs and fees	Total number of financial products offered	out of which				OP contributions invested in final recipients	out of which				SF contributions invested in final recipients	out of which				
			a) HF/specific fund	b) Article 44 §1 (a) or (b) or (c)				Structural Funds	National public re-financing	National private co-financing			loans	guarantees	equity / venture capital	other products		loan	guarantee	equity / venture capital	other product		loan	guarantee	equity / venture capital	other product	
59.1	Fondo rotativo regionale di finanza agevolata	2007IT162PO002	specific fund	Article 44 §1 (c)	Unifidi Emilia-Romagna Soc. Coop. R.L. Bologna (BO), via Brugnoti 6.	2012	9.50	3.51	5.99	0.00	0.00	104.00	104.00					14.56	14.56			5.38	5.38				
60	FONDO REGIONALE ROTATIVO DI FINANZA AGEVOLATA A COMPARTECIPAZIONE PRIVATA (PER INTERVENTI DI SUPPORTO ALLE NUOVE IMPRESE) VIA BRUGNOTI, 06 BOLOGNA	2007IT162PO002	HF	-	RTI Unifidi Emilia Romagna Soc. Coop. a R. L. e Fidindustria Emilia Romagna.Via Brugnoti, 06 Bologna	2013	20.94	6.27	10.70	3.97	0.00																
60.1	Revolving Fund subsidized financing	2007IT162PO002	specific fund	Article 44 §1 (c)	Unifidi	2013	16.97	6.27	10.70	0.00	0.12	275.00	275.00					15.88	15.88			5.86	5.86				
61	Fondo Energia	2007IT162PO002	specific fund	Article 44 §1 (c)	Unifidi Emilia-Romagna Soc.Coop R.L. Bologna (BO) Via Brugnoti, 06	2012	23.76	6.14	10.49	7.13	0.51	120.00	120.00	0.00	0.00	0.00		23.76	23.76	0.00	0.00	0.00	6.14	6.14	0.00	0.00	0.00
62	Fondo Ingenium	2007IT162PO002	specific fund	Article 44 §1 (a)	Zernike Meta-Venture SPA, Terni (TR), Via Luigi Casale,07	2011	14.24	2.58	4.42	7.24	0.55	23.00	23.00	0.00	0.00	0.00		14.36	14.36	0.00	0.00	0.00	2.63	2.63	0.00	0.00	0.00
63	Fondo Starter	2007IT162PO002	specific fund	Article 44 §1 (c)	Unifidi Emilia Romagna Soc. Coop. R.L. Bologna (bo) Via Brugnoti,06	2013	24.86	7.34	12.54	4.97	0.23	378.00	378.00	0.00	0.00	0.00		24.86	24.86	0.00	0.00	0.00	7.34	7.34	0.00	0.00	0.00
64	"Fondo di Garanzia per le Imprese" ("Guarantee Fund for Enterprises")	2007IT162PO003	specific fund	Article 44 §1 (a)	Consortium "Competitività e Sviluppo FVG"; Lead Partner "Confidimpresa FVG" - Via Savorgnana, 27 33100 - Udine - Italy	2010	21.90	7.01	14.89	0.00	0.31	194.00	0.00	194.00	0.00	0.00		29.05	0.00	29.05	0.00	0.00	21.90		21.90	0.00	0.00
65	ASSE I - FONDO DI PARTECIPAZIONE IF - LAZIO INNOVA SPA (GIÀ SVILUPPO LAZIO SPA) VIA M. AURELIO, 25 00184 - VIA DELL'AMBA ARADAM, 9 00184 ROMA	2007IT162PO004	HF	-	Lazio Innova Spa (già Sviluppo Lazio Spa.) Via dell'Amba Aradam, 9 00184 ROMA	2011	69.80	34.90	34.90																		
65.1	Asse I - (Capitale circolante) - Fondo di partecipazione IF - linea di attività "Fondo per il finanziamento del capitale circolante e degli investimenti produttivi delle PMI"	2007IT162PO004	specific fund	Article 44 §1 (a)	Lazio Innova Spa (già Sviluppo Lazio Spa.) Via dell'Amba Aradam, 9 00184 ROMA	2011	52.30	26.15	26.15	0.00		179.00	179.00					39.40	39.40			19.70	19.70				

Italy

IT

I. Description and identification of the entities which implement FEIs						II. Amounts of OP contributions paid to FEIs (HF or specific fund)					III. Investments made by FEIs in final recipients																	
1	2	3	4		5	6	7=8+9+10	8	9	10	11	12=13+14+15+16	13	14	15	16	17=18+19+20+21	18	19	20	21	22=23+24+25+26	23	24	25	26		
No.	Name of the fund	Operational Programme(s)	Type of FEI		Fund manager	Fund set-up	Amounts of OP contributions paid to the fund or set aside in case of guarantees (HF or specific fund)	out of which			Management costs and fees	Total number of financial products offered	out of which				OP contributions invested in final recipients	out of which				SF contributions invested in final recipients	out of which					
			a) HF/specific fund	b) Article 44, §1 (a) or (b) or (c)				Structural Funds	National public re-financing	National private co-financing			loans	guarantees	equity / venture capital	other products		loan	guarantee	equity / venture capital	other product		loan	guarantee	equity / venture capital	other product		
65.2	Asse I - (Patrimonializzazione) Fondo di Ingegneria Finanziaria a favore delle PMI a valere sul POR FESR Lazio 2007-2013 Linea di attività "Fondo di Patrimonializzazione PMI" Lazio Innova SpA Via M. Aurelio, 26/a 00184 - Via dell'Amba Aradam, 9 00184	2007IT162PO004	specific fund	Article 44 §1 (a)	Lazio Innova SpA (già Sviluppo Lazio SpA) Via dell'Amba Aradam, 9 00184 ROMA		10.00	5.00	5.00	0.00		85.00	85.00					9.12	9.12				4.56	4.56				

Italy

IT

I. Description and identification of the entities which implement FEIs						II. Amounts of OP contributions paid to FEIs (HF or specific fund)					III. Investments made by FEIs in final recipients																
1	2	3	4		5	6	7=8+9+10	8	9	10	11	12=13+14+15+16	13	14	15	16	17=18+19+20+21	18	19	20	21	22=23+24+25+26	23	24	25	26	
No.	Name of the fund	Operational Programme(s)	Type of FEI		Fund manager	Fund set-up	Amounts of OP contributions paid to the fund or set aside in case of guarantees (HF or specific fund)	out of which			Management costs and fees	Total number of financial products offered	out of which				OP contributions invested in final recipients	out of which				SF contributions invested in final recipients	out of which				
			a) HF/specific fund	b) Article 44 §1 (a) or (b) or (c)				Structural Funds	National public re-financing	National private co-financing			loans	guarantees	equity / venture capital	other products		loan	guarantee	equity / venture capital	other product		loan	guarantee	equity / venture capital	other product	
65.3	Asse I - (Start-up) Fondo di partecipazione IF - linea di attività "Fondo per prestiti partecipativi alle Start-up" - Lazio Innova SpA Via dell'Amba Aradam, 9 00184 ROMA	2007IT162PO004	specific fund	Article 44 §1 (a)	Lazio Innova SpA (già Sviluppo Lazio SpA.) Via dell'Amba Aradam, 9 00184 ROMA	2011	7.50	3.75	3.75	0.00		56.00	56.00					7.09	7.09			3.55	3.55				
66	ASSE II - FONDO DI PARTECIPAZIONE IF LAZIO INNOVA SPA (GIÀ SVILUPPO LAZIO SPA.) VIA M. AURELIO, 26 00184 - VIA DELL'AMBA ARADAM, 9 00184 ROMA	2007IT162PO004	HF	-	Lazio Innova SpA (già Sviluppo Lazio SpA.) Via dell'Amba Aradam, 9 00184 ROMA	2011	50.00	25.00	25.00																		
66.1	Asse II - Fondo di promozione dell'efficienza energetica e della produzione di energia rinnovabile - Bando per le PMI, Lazio Innova SpA (già Sviluppo Lazio SpA.) Via M. Aurelio, 26 00184 - Via dell'Amba Aradam, 9 00184 ROMA	2007IT162PO004	specific fund	Article 44 §1 (a)	Lazio Innova SpA (già Sviluppo Lazio SpA.) Via dell'Amba Aradam, 9 00184 ROMA	2011	27.80	13.90	13.90	0.00		21.00	21.00					8.17	8.17			4.09	4.09				
66.2	Asse II (SMART ENERGY FUND) - Bando per le PMI, Lazio Innova SpA (già Sviluppo Lazio SpA.) - Via dell'Amba Aradam, 9 00184 ROMA	2007IT162PO004	specific fund	Article 44 §1 (a)	Lazio Innova SpA (già Sviluppo Lazio SpA.) Via dell'Amba Aradam, 9 00184 ROMA	2011	22.20	11.10	11.10	0.00		85.00	85.00					11.08	11.08			5.54	5.54				
67	Attività I.5, sub-attività I.5.4 Sezione speciale del Fondo Centrale di Garanzia	2007IT162PO004	specific fund	Article 44 §1 (a)	Ministero dello Sviluppo Economico tramite "Banca del Mezzogiorno - Medio Credito Centrale S.p.A., sede legale Viale America n. 351 - 00144 Roma	2013	45.10	22.55	22.55		1.92	5,560.00	0.00	5,560.00	0.00	0.00	0.00	43.18	0.00	43.18	0.00	0.00	21.59		21.59	0.00	0.00
68	Fondo di capitale di rischio POR I.3 Lazio ("Fondo POR I.3) Fondo di coinvestimento pubblico privato per PMI innovative della regione Lazio in fase di early stage o expansion	2007IT162PO004	specific fund	Article 44 §1 (a)	Lazio Innova SpA (già Filas SpA.) Via Marco Aurelio 26/A 00184 ROMA	2010	24.00	12.00	12.00		2.83	36.00	0.00	0.00	36.00	0.00	0.00	20.44	0.00	0.00	20.44	0.00	10.22	0.00	0.00	10.22	0.00
69	Fondo di Garanzia sotto forma di fondo rischi (Attività 1.5.1 Potenziamento dei Confidi) gestito da COOPFIDI*	2007IT162PO004	specific fund	Article 44 §1 (a)	CONFIDINSIEME ATL, presso COOPFIDI, Via Massala 33, Roma	2010	6.00	3.00	3.00			358.00	0.00	358.00	0.00	0.00	0.00	6.00	0.00	6.00	0.00	0.00	3.00		3.00	0.00	0.00

Italy

IT

I. Description and identification of the entities which implement FEIs						II. Amounts of OP contributions paid to FEIs (HF or specific fund)					III. Investments made by FEIs in final recipients																
1	2	3	4		5	6	7=8+9+10	8	9	10	11	12=13+14+15+16	13	14	15	16	17=18+19+20+21	18	19	20	21	22=23+24+25+26	23	24	25	26	
No.	Name of the fund	Operational Programme(s)	Type of FEI		Fund manager	Fund set-up	Amounts of OP contributions paid to the fund or set aside in case of guarantees (HF or specific fund)	out of which			Management costs and fees	Total number of financial products offered	out of which				OP contributions invested in final recipients	out of which				SF contributions invested in final recipients	out of which				
			a) HF/specific fund	b) Article 44 §1 (a) or (b) or (c)				Structural Funds	National public re-financing	National private co-financing			loans	guarantees	equity / venture capital	other products		loan	guarantee	equity / venture capital	other product		loan	guarantee	equity / venture capital	other product	
70	Fondo di Garanzia sotto forma di fondo rischi (Attività 1.5.1 Potenziamento dei Confini) gestito FIDIMPRESA LAZIO SOCIETA' COOPERATIVA PER AZIONI VIA NOALE 206 ROMA	2007IT162PO004	specific fund	Article 44 §1 (a)	FIDIMPRESA LAZIO SOCIETA' COOPERATIVA PER AZIONI VIA NOALE 206 ROMA	2010	4.00	2.00	2.00			258.00	0.00	258.00	0.00	0.00	4.00	0.00	4.00	0.00	0.00	2.00			2.00	0.00	0.00
71	Strumento di ingegneria finanziaria "Fondo di Garanzia a favore delle PMI interessate da PLUS" - Lazio Innova SpA (già Unionfondi Lazio S.p.A.) Via dell'Amba Aradam, 9 00184 ROMA.	2007IT162PO004	specific fund	Article 44 §1 (a)	Lazio Innova SpA (già Unionfondi Lazio S.p.A.) Via dell'Amba Aradam, 9 00184 ROMA.	2012	0.10	0.05	0.05			3.00	0.00	3.00	0.00	0.00	0.03	0.00	0.03	0.00	0.00	0.01			0.01	0.00	0.00

Italy

IT

I. Description and identification of the entities which implement FEIs						II. Amounts of OP contributions paid to FEIs (HF or specific fund)					III. Investments made by FEIs in final recipients																
1	2	3	4		5	6	7-8+9+10			11	12=13+14+15+16	13				16	17=18+19+20+21				22=23+24+25+26	23					
			a) HF/specific fund	b) Article 44 §1 (a) or (b) or (c)			Amounts of OP contributions paid to the fund or set aside in case of guarantees (HF or specific fund)	Structural Funds	National public re-financing			National private co-financing	Management costs and fees	Total number of financial products offered	out of which				OP contributions invested in final recipients	out of which				SF contributions invested in final recipients	out of which		
loans	guarantees	equity / venture capital			other products	loan				guarantee	equity / venture capital				other product	loan	guarantee	equity / venture capital		other product							
72	FONDO CAPITALE DI RISCHIO - LIGURCAPITAL S.P.A. - GENOVA	2007/IT162PO005	specific fund	Article 44 §1 (a)	LIGURCAPITAL S.P.A. - GENOVA - FONDO CAPITALE DI RISCHIO	2012	20.00	6.34	13.66	0.00	1.23	1.00	0.00	0.00	1.00	0.00	0.00	13.31	0.00	0.00	13.31	0.00	4.22	0.00	0.00	4.22	0.00
73	FONDO PRESTITI PARTECIPATIVI - UNICREDIT BANCA S.P.A. -ROMA	2007/IT162PO005	specific fund	Article 44 §1 (a)	UNICREDIT BANCA S.P.A. -ROMA - FONDO PRESTITI PARTECIPATIVI	2011	20.00	3.17	6.83	10.00	0.79	9.00	9.00	0.00	0.00	0.00	1.93	1.93	0.00	0.00	0.00	0.61	0.61	0.00	0.00	0.00	
74	FONDO PRESTITI RIMBORSABILI - FINANZIARIA LIGURE PER LO SVILUPPO ECONOMICO - F.I.L.S.E. S.P.A. - GENOVA	2007/IT162PO005	specific fund	Article 44 §1 (a)	FINANZIARIA LIGURE PER LO SVILUPPO ECONOMICO - F.I.L.S.E. S.P.A. - GENOVA - FONDO PRESTITI RIMBORSABILI	2015	33.82	10.73	23.10	0.00	1.40	36.00	36.00	0.00	0.00	25.98	19.63	6.35	0.00	0.00	8.24	6.23	2.01	0.00	0.00		
75	TRANCHED COVER LIGURIA - FINANZIARIA LIGURE PER LO SVILUPPO ECONOMICO - F.I.L.S.E. S.P.A. - GENOVA	2007/IT162PO005	specific fund	Article 44 §1 (a)	FINANZIARIA LIGURE PER LO SVILUPPO ECONOMICO - F.I.L.S.E. S.P.A. - GENOVA - TRANCHED COVER LIGURIA	2015	6.74	2.14	4.60	0.00	0.14																
76	JEREMIE FESR - MILANO	2007/IT162PO005	HF	-	FINLOMBARDA Spa - Società finanziaria di Regione Lombardia - Milano	2008	22.20	8.80	13.40	0.00	0.00																
76.1	JEREMIE FESR - Milano	2007/IT162PO006	specific fund	Article 44 §1 (a)	FINLOMBARDA Spa Società finanziaria di Regione Lombardia - Milano	2014	22.20	8.80	13.40	0.00	0.00	239.00			239.00			22.20		22.20			8.80		8.80		
77	FRM Fesr - Sottomisura 1 e 2 Milano	2007/IT162PO006	specific fund	Article 44 §1 (a)	FINLOMBARDA Spa Società Finanziaria di Regione Lombardia-Milano	2008	64.12	25.42	38.70	0.00	0.00	150.00	150.00	0.00	0.00	0.00	56.56	56.56	0.00	0.00	0.00	22.42	22.42	0.00	0.00	0.00	
78	FRM Fesr - Sottomisura 3 - Milano	2007/IT162PO006	specific fund	Article 44 §1 (a)	Finlombarda Spa Società Finanziaria di Regione Lombardia-Milano	2011	49.82	19.75	30.08	0.00	0.00	250.00	250.00	0.00	0.00	0.00	46.31	46.31	0.00	0.00	0.00	18.36	18.36	0.00	0.00	0.00	
79	Made in Lombardy - Milano	2007/IT162PO006	specific fund	Article 44 §1 (a)	Finlombarda Spa Società finanziaria di Regione Lombardia-Milano	2009	9.68	3.84	5.84	0.00	0.00	116.00	0.00	116.00	0.00	0.00	9.68	0.00	9.68	0.00	0.00	3.84		3.84	0.00	0.00	
80	Fondo di Ingegneria Finanziaria della Regione Marche	2007/IT162PO007	specific fund	Article 44 §1 (a)	Medio Credito Centrale - Spa, Roma	2012	10.25	4.01	6.24		1.28	12.622.00	10.00	12.612.00	0.00	0.00	9.31	0.93	8.38	0.00	0.00	3.64	0.36	3.28	0.00	0.00	
81	Fondo rischi da parte di organismi consortili di garanzia	2007/IT162PO007	specific fund	Article 44 §1 (a)	1) Rete Confidi Marche (capofila Confidi COOP Marche srl) e 2) Rete Confidi Marche 2015 (capofila SGRM s.c.p.a.)	2013	6.71	2.62	4.09			2.717.00	0.00	2.717.00	0.00	0.00	6.71	0.00	6.71	0.00	0.00	2.62		2.62	0.00	0.00	
82	FONDO ENERGIA, CAMPOBASSO	2007/IT162PO008	HF	-		2011	0.98	0.49	0.49	0.05																	
82.1	Fondo Energia, Campobasso	2007/IT162PO008	specific fund	Article 44 §1 (c)	FinmoliseSpA, Finanziaria regionale in house per lo sviluppo del Molise, via Pascoli, 86100 Campobasso	2011		0.49	0.49			8.00	8.00									0.98	0.98				
83	FONDO UNICO ANTICRISI, CAMPOBASSO	2007/IT162PO008	HF	-		2009	34.60	17.88	16.72	2.00																	
83.1	Fondo Unico Anticrisi, Campobasso	2007/IT162PO008	specific fund	Article 44 §1 (a)	Finmolise SpA, Finanziaria regionale in house per lo sviluppo del Molise Via Pascoli, 68 - 86100 Campobasso	2009		17.88	16.72			395.00		395.00					35.02		35.02			35.02		35.02	

Italy

IT

I. Description and identification of the entities which implement FEIs						II. Amounts of OP contributions paid to FEIs (HF or specific fund)					III. Investments made by FEIs in final recipients																
1	2	3	4		5	6	7=8+9+10	8	9	10	11	12=13+14+15+16	13	14	15	16	17=18+19+20+21	18	19	20	21	22=23+24+25+26	23	24	25	26	
No.	Name of the fund	Operational Programme(s)	Type of FEI		Fund manager	Fund set-up	Amounts of OP contributions paid to the fund or set aside in case of guarantees (HF or specific fund)	out of which			Management costs and fees	Total number of financial products offered	out of which				OP contributions invested in final recipients	out of which				SF contributions invested in final recipients	out of which				
			a) HF/specific fund	b) Article 44, §1 (a) or (b) or (c)				Structural Funds	National public re-financing	National private co-financing			loans	guarantees	equity / venture capital	other products		loan	guarantee	equity / venture capital	other product		loan	guarantee	equity / venture capital	other product	
84	Fondo di garanzia per le PMI per lo smobilizzo dei crediti verso gli enti locali, Torino	2007IT162PO011	specific fund	Article 44 §1 (a)	Finpiemonte Spa, società finanziaria pubblica, Torino	2011	2.55	1.01	1.54	0.00	0.41	136.00	0.00	136.00	0.00	0.00	2.55	0.00	2.55	0.00	0.00	1.01			1.01	0.00	0.00

Italy

IT

I. Description and identification of the entities which implement FEIs						II. Amounts of OP contributions paid to FEIs (HF or specific fund)					III. Investments made by FEIs in final recipients															
1	2	3	4		5	6	7=8+9+10	8	9	10	11	12=13+14+15+16	13	14	15	16	17=18+19+20+21	18	19	20	21	22=23+24+25+26	23	24	25	26
No.	Name of the fund	Operational Programme(s)	Type of FEI		Fund manager	Fund set-up	Amounts of OP contributions paid to the fund or set aside in case of guarantees (HF or specific fund)	out of which			Management costs and fees	Total number of financial products offered	out of which				OP contributions invested in final recipients	out of which				SF contributions invested in final recipients	out of which			
			a) HF/specific fund	b) Article 44 §1 (a) or (b) or (c)				Structural Funds	National public re-financing	National private co-financing			loans	guarantees	equity / venture capital	other products		loan	guarantee	equity / venture capital	other product		loan	guarantee	equity / venture capital	other product
85	Fondo di ingegneria finanziaria per l'integrazione dei fondi rischi dei Confidi piemontesi per la concessione di garanzie alle PMI Piemontesi. Torino	2007IT162PO011	specific fund	Article 44 §1 (a)	Finpiemonte SpA - società finanziaria pubblica. Torino	2013	30.00	11.87	18.13		0.37	6,773.00	0.00	6,773.00	0.00	0.00	29.63	0.00	29.63	0.00	0.00	11.73		11.73	0.00	0.00
86	Fondo di ingegneria finanziaria Tranché Cover Piemonte. Torino	2007IT162PO011	specific fund	Article 44 §1 (a)	Finpiemonte S.p.A., società finanziaria pubblica. Torino	2016	10.83	4.29	6.55	0.00	0.19	972.00	0.00	972.00	0.00	0.00	10.67	0.00	10.67	0.00	0.00	4.22		4.22	0.00	0.00
87	Fondo di Riassicurazione per le PMI artigiane. Torino.	2007IT162PO011	specific fund	Article 44 §1 (a)	Artigiancassa Spa, Torino	2010	11.50	4.55	6.95	0.00	0.00	8,983.00	0.00	8,983.00	0.00	0.00	10.99	0.00	10.99	0.00	0.00	4.35		4.35	0.00	0.00
88	Fondo di Riassicurazione per le PMI non artigiane. Torino	2007IT162PO011	specific fund	Article 44 §1 (a)	Finpiemonte Spa, società finanziaria pubblica. Torino	2013	17.90	7.08	10.82	0.00	1.16	8,326.00	0.00	8,326.00	0.00	0.00	17.90	0.00	17.90	0.00	0.00	7.08		7.08	0.00	0.00
89	Fondo Toscana Innovazione. Firenze Viale G. Mazzini 46	2007IT162PO012	specific fund	Article 44 §1 (a)	Sici - Sviluppo Imprese Centro Italia S.g.r. S.p.A. Viale Giuseppe Mazzini, 46 - 50132 Firenze	2008	23.99	2.59	6.48	14.92	1.31	17.00	0.00	0.00	17.00	0.00	7.77	0.00	0.00	7.77	0.00	2.22	0.00	0.00	2.22	0.00
90	POR CR60 FESR Regione Toscana 2007-2013 Fondo Unico Rotativo per Prestiti (FURP). Sezione Industria, Sezione Artigianato, Sezione Cooperazione, Sezione Ricerca, Sviluppo & Innovazione, Sezione Giovani	2007IT162PO012	specific fund	Article 44 §1 (a)	RTI Toscana/Muove Fidi Toscana Spa con sede a Firenze Viale G. Mazzini n.46 (capofila) Artigiancredito Toscano Sc con sede a Firenze Via della Romagna Toscana & Artigiancassa Spa con sede in Roma Via Crescenzo Del Monte, 25/45	2011	62.09	16.37	45.73	0.00	0.00	825.00	825.00	0.00	0.00	0.00	62.09	62.09	0.00	0.00	0.00	16.37	16.37	0.00	0.00	0.00
91	POR CR60 FESR Regione Toscana 2007-2013 Linea di Intervento 1.4b1 - Fondi di garanzia. Intervento di garanzia per gli investimenti delle PMI	2007IT162PO012	specific fund	Article 44 §1 (a)	Fid Toscana Spa con sede a Firenze Viale G. Mazzini n.46	2009	33.00	11.75	21.25	0.00	0.00	1,795.00	0.00	1,795.00	0.00	0.00	33.37	0.00	33.37	0.00	0.00	11.88		11.88	0.00	0.00
92	POR CR60 FESR Regione Toscana 2007-2013 Linea di Intervento 1.4b1 e 1.4b3 - Fondo di garanzia Sez.1 (investimenti PMI settori industria artigianato e cooperazione) Sez.3 (imprenditoria giovanile, femminile) Sez.4 (investimenti)	2007IT162PO012	specific fund	Article 44 §1 (a)	RTI Toscana/Muove Fidi Toscana Spa con sede a Firenze Viale G. Mazzini n.46 (capofila) Artigiancredito Toscano Sc con sede a Firenze Via della Romagna Toscana & Artigiancassa Spa con sede in Roma Via Crescenzo Del Monte, 25/45	2014	4.01	1.24	2.76	0.00	0.00	392.00	0.00	392.00	0.00	0.00	4.03	0.00	4.03	0.00	0.00	1.25		1.25	0.00	0.00
93	Regione Toscana Settore Politiche Orizzontali di Sostegno alle Imprese Via Luca Giordano 13 Firenze. Interventi di sostegno alla patrimonializzazione e all'evoluzione degli organismi di garanzia	2007IT162PO012	specific fund	Article 44 §1 (a)	DD:130/09.3386/11.6439/1 1-ArtigiancreditoToscano Firenze, Italia Confidi scari Firenze, Confidi imprese toscane società cooperativa Firenze, Cooperfidi Italia società cooperativa di garanzia dei fidi Firenze, Eurifidi soc.cons.Fidi SpaTorino	2010	12.60	4.36	8.24	0.00	0.00	273.00	0.00	273.00	0.00	0.00	12.75	0.00	12.75	0.00	0.00	4.36		4.36	0.00	0.00

Italy

IT

I. Description and identification of the entities which implement FEIs						II. Amounts of OP contributions paid to FEIs (HF or specific fund)					III. Investments made by FEIs in final recipients															
1	2	3	4		5	6	7=8+9+10	8	9	10	11	12=13+14+15+16	13	14	15	16	17=18+19+20+21	18	19	20	21	22=23+24+25+26	23	24	25	26
No.	Name of the fund	Operational Programme(s)	Type of FEI		Fund manager	Fund set-up	Amounts of OP contributions paid to the fund or set aside in case of guarantees (HF or specific fund)	out of which			Management costs and fees	Total number of financial products offered	out of which				OP contributions invested in final recipients	out of which				SF contributions invested in final recipients	out of which			
			a) HF/specific fund	b) Article 44 §1 (a) or (b) or (c)				Structural Funds	National public re-financing	National private co-financing			loans	guarantees	equity / venture capital	other products		loan	guarantee	equity / venture capital	other product		loan	guarantee	equity / venture capital	other product
94	Servizi finanziari alle PMI Regione Umbria	2007IT162PO013	specific fund	Article 44 §1 (b)		2009	44.28	17.27	17.27	9.73	3.33	818.00	14.00	768.00	36.00	0.00	40.07	9.39	12.04	18.64	0.00	15.44	4.69	6.02	4.72	0.00

Italy											IT															
I. Description and identification of the entities which implement FEIs						II. Amounts of OP contributions paid to FEIs (HF or specific fund)					III. Investments made by FEIs in final recipients															
1	2	3	4		5	6	7+8+9+10			11	12=13+14+15+16	13	14	15	16	17=18+19+20+21	18	19	20	21	22=23+24+25+26	23	24	25	26	
			No.	Name of the fund			Operational Programme(s)	Type of FEI																		Fund manager
a) HF/specific fund	b) Article 44 §1 (a) or (b) or (c)	Structural Funds			National public re-financing	National private co-financing		loans	guarantees	equity / venture capital	other products	loan	guarantee	equity / venture capital	other product	loan	guarantee	equity / venture capital	other product							
95	*COSTITUZIONE DI UN FONDO DI ROTAZIONE PER IL FINANZIAMENTO AGEVOLATO DEGLI INVESTIMENTI INNOVATIVI DELLE PMI* (AZIONE 1.2.3)	2007IT162PO015	HF	-	Veneto Sviluppo S.p.A.	2009	67.41	30.96	36.44	1.36																
95.1	Costituzione di un fondo di rotazione per il finanziamento agevolato degli investimenti innovativi delle PMI	2007IT162PO015	specific fund	Article 44 §1 (a)	Veneto Sviluppo S.p.A.	2009	67.41	30.96	36.44	0.00	1.36	334.00	334.00				67.08	67.08			30.81	30.81				
96	FONDO DI ROTAZIONE PER INVESTIMENTI FINALIZZATI AL CONTENIMENTO DEI CONSUMI ENERGETICI (AZIONE 2.1.3)	2007IT162PO015	HF	-	Veneto Sviluppo S.p.A.	2012	20.67	9.59	11.09	0.00	1.20															
96.1	Fondo di rotazione per investimenti finalizzati al contenimento dei consumi energetici (Azione 2.1.3)	2007IT162PO015	specific fund	Article 44 §1 (c)	Veneto Sviluppo spa	2012	20.67	9.59	11.09	0.00	1.20						21.43			21.43	9.84				9.84	
97	*PARTECIPAZIONI MINORITARIE E TEMPORANEE AL CAPITALE DI RISCHIO DI IMPRESE INNOVATIVE* (AZIONE 1.2.2)	2007IT162PO015	HF	-	Veneto Sviluppo S.p.A.	2010	15.00	6.89	8.11	0.00	1.59															
97.1	*Partecipazioni minoritarie e temporanee al Capitale di rischio di imprese innovative* (Azione 1.2.2)	2007IT162PO015	specific fund	Article 44 §1 (a)	Veneto Sviluppo S.p.A.	2010	15.00	6.89	8.11	0.00	1.59	19.00			19.00		7.50			7.50	3.44				3.44	
98	*SISTEMA DELLE GARANZIE PER INVESTIMENTI NELL'INNOVAZIONE E PER L'IMPRENDITORIALITÀ* (AZIONE 1.2.1)	2007IT162PO015	HF	-	Confidi (Organismi consortili di garanzia così come individuati dall' art 13 legge n. 326 del 24.11.2003 iscritti in apposita sezione dell'elenco previsto dall'art 106 o iscritti nell'elenco speciale previsto dall'art 107 del D. Lgs n 385 del 01.09.1993)	2010	32.99	15.30	17.69	0.00																
98.1	*Sistema delle garanzie per investimenti nell'innovazione e per l'imprenditorialità* (Azione 1.2.1)	2007IT162PO015	specific fund	Article 44 §1 (a)	Confidi (Organismi consortili di garanzia così come individuati dall' art. 13 legge n. 326 del 24.11.2003 iscritti in apposita sezione dell'elenco previsto dall'art 106 o iscritti nell'elenco speciale previsto dall'art 107 del D. Lgs n 385 del 01.09.1993)	2009	32.99	15.30	17.69	0.00		1,208.00			1,208.00		81.36			81.36	37.53				37.53	

Italy

IT

I. Description and identification of the entities which implement FEIs						II. Amounts of OP contributions paid to FEIs (HF or specific fund)					III. Investments made by FEIs in final recipients																														
1	2	3	4		5	6	7=8+9+10	8	9	10	11	12=13+14+15+16				13	14	15	16	17=18+19+20+21				18	19	20	21	22=23+24+25+26				23	24	25	26						
No.	Name of the fund	Operational Programme(s)	Type of FEI		Fund manager	Fund set-up	Amounts of OP contributions paid to the fund or set aside in case of guarantees (HF or specific fund)	out of which			Management costs and fees	Total number of financial products offered	out of which				OP contributions invested in final recipients	out of which				SF contributions invested in final recipients	out of which																		
			a) HF/specific fund	b) Article 44 §1 (a) or (b) or (c)				Structural Funds	National public re-financing	National private co-financing			loans	guarantees	equity / venture capital	other products		loan	guarantee	equity / venture capital	other product		loan	guarantee	equity / venture capital	other product															
99	JESSICA HOLDING FUND SARDEGNA 2007-2013, CAGLIARI	2007/IT162PO016	HF	-	European Investment Bank	2011	79.42	42.79	36.62	0.00	4.05																														
99.1	Banco di Sardegna SpA, Sviluppo Urbano, Cagliari	2007/IT162PO016	specific fund	Article 44 §1 (b)	Banco di Sardegna SpA, Cagliari.	2012	39.41	21.19	18.22	0.00	2.16	14.00	14.00													37.51	37.51					20.17	20.17								
99.2	Fondo Sardegna Energia srl, Sardinia, Cagliari	2007/IT162PO016	specific fund	Article 44 §1 (c)	EQUITER Spa, Torino	2012	36.71	19.82	16.89	0.00	1.99	29.00	29.00																					34.19	34.19			18.46	18.46		

Italy

IT

I. Description and identification of the entities which implement FEIs						II. Amounts of OP contributions paid to FEIs (HF or specific fund)					III. Investments made by FEIs in final recipients																	
1	2	3	4		5	6	7=8+9+10	8	9	10	11	12=13+14+15+16	13	14	15	16	17=18+19+20+21	18	19	20	21	22=23+24+25+26	23	24	25	26		
No.	Name of the fund	Operational Programme(s)	Type of FEI		Fund manager	Fund set-up	Amounts of OP contributions paid to the fund or set aside in case of guarantees (HF or specific fund)	out of which			Management costs and fees	Total number of financial products offered	out of which				OP contributions invested in final recipients	out of which				SF contributions invested in final recipients	out of which					
			a) HF/specific fund	b) Article 44 §1 (a) or (b) or (c)				Structural Funds	National public re-financing	National private co-financing			loans	guarantees	equity / venture capital	other products		loan	guarantee	equity / venture capital	other product		loan	guarantee	equity / venture capital	other product		
100	Fondo di venture capital Ingenium, Sardegna	2007/IT162PO016	specific fund	Article 44 §1 (a)	Zernike Meta-Ventures SpA - Terni	2009	14.87	10.49	4.37	0.00	1.87	0.00	0.00	0.00		0.00	13.00	0.00	0.00	13.00	0.00	9.17	0.00	0.00	9.17	0.00		
101	Fondo regionale di cogaranzia e controgaranzia per le PMI operanti in Sardegna - Cagliari	2007/IT162PO016	specific fund	Article 44 §1 (a)	SFIRS spa - Cagliari	2009	233.20	164.64	68.56	0.00	4.67	0.00	0.00		0.00	268.91	0.00	268.91	0.00	0.00	189.85		189.85	0.00	0.00			
102	Fondo regionale per la riindustrializzazione nelle aree industriali (FRAI)	2007/IT162PO016	specific fund	Article 44 §1 (a)	SFIRS spa - Cagliari	2012	39.78	28.09	11.70	0.00	1.40	20.00	20.00	0.00	0.00	0.00	39.78	39.78	0.00	0.00	0.00	28.09	28.09	0.00	0.00	0.00		
TOTAL OP contributions provided						from MA to HF's	941.25	562.28	357.27	21.71	38.69																	
						from HF's to specific funds	863.79	554.16	345.21	0.00	29.56	20,468.00	10,783.00	9,643.00	42.00				840.50	664.06	140.19	14.82	21.43	527.18	428.99	82.12	6.22	9.84
						from MA directly to specific funds	3,909.26	2,511.55	1,343.73	53.99	115.15	152,636.00	19,842.00	132,599.00	195.00	0.00			3,165.56	1,287.97	1,780.46	97.13	0.00	2,142.50	856.07	1,234.78	51.66	0.00

Lithuania

LT

I. Description and identification of the entities which implement FEIs				II. Amounts of OP contributions paid to FEIs (HF or specific fund)							III. Investments made by FEIs in final recipients																		
1	2	3	4	5	6	7-8+9+10				11	12=13+14+15+16				17=18+19+20+21				22=23+24+25+26										
						a) HF/specific fund	b) Article 44, §1 (a) or (b) or (c)	Fund manager	Fund setup		Amounts of OP contributions paid to the fund or set aside in case of guarantee (HF or specific fund)	out of which			Management costs and fees	Total number of financial products offered	out of which				OP contributions invested in final recipients	out of which							
			Structural Funds									National public co-financing	National private co-financing	loans			guarantees	equity / venture capital	other products	loan		guarantee	equity / venture capital	other product	loan	guarantee	equity / venture capital	other product	
1	ENTERPRENEURSHIP PROMOTIONS FUND, VILNIUS	2007LT051PO001	HF	-	UAB „Investicijų ir verslo garantijos“, Lithuania, Vilnius	2009	14.48	14.48	0.00	0.00	0.52																		
1.1	Promoting Entrepreneurship, Vilnius	2007LT051PO001	specific fund	Article 44 §1 (a)	Consortium of Credit unions, Kaunas	2009	14.48	14.48	0.00	0.00	1.80	1,266.00	1,266.00					19.53	19.53					12.16	12.16				
2	JESSICA KONTROLIUOJANTY SIOS FONDAS (JESSICA HF LITHUANIA, LUXEMBOURG)	2007LT161PO001	HF	-	European Investment Bank	2009	173.42	137.68	35.74	0.00	8.30																		
2.1	Loan fund (AB SEB bankas Gedimino pr. 12 LT-01103 Vilnius Contract 26016)	2007LT161PO001	specific fund	Article 44 §1 (b)	AB SEB bankas Gedimino pr. 12 LT-01103 Vilnius Contract 26016	2011	4.30	3.42	0.89	0.00	0.00	18.00	18.00					4.30	4.30					3.42	3.42				
2.2	Loan fund (AB Šiaulių bankas Tižės g. 149 LT-76348 Šiauliai Contract 25596)	2007LT161PO001	specific fund	Article 44 §1 (b)	AB Šiaulių bankas Tižės g. 149 LT-76348 Šiauliai Contract 25596	2010	11.32	8.99	2.33	0.00	0.00	87.00	87.00					11.32	11.32					8.99	8.99				
2.3	Loan fund (AB Šiaulių bankas Tižės g. 149 LT-76348 Šiauliai Contract 25879)	2007LT161PO001	specific fund	Article 44 §1 (b)	AB Šiaulių bankas Tižės g. 149 LT-76348 Šiauliai Contract 25879	2010	2.43	1.93	0.50	0.00	0.00	39.00	39.00					2.43	2.43					1.93	1.93				
2.4	Loan fund (AB Šiaulių bankas Tižės g. 149 LT-76348 Šiauliai, Contract 82929)	2007LT161PO001	specific fund	Article 44 §1 (b)	AB Šiaulių bankas Tižės g. 149 LT-76348 Šiauliai, Contract 82929	2013	55.32	43.92	11.40	0.00	0.36	515.00	515.00					55.32	55.32					43.92	43.92				
2.5	Loan fund (Public Investments Development Agency (PIDA)- Central Project Management Agency (CPMA), Vilnius, Contract 82888)	2007LT161PO001	specific fund	Article 44 §1 (b)	Public Investments Development Agency (PIDA)- Central Project Management Agency (CPMA), Vilnius, Contract 82888	2013	11.69	9.28	2.41	0.00	0.39	16.00	16.00					11.69	11.69					9.28	9.28				
2.6	Loan fund (Public Investments Development Agency (PIDA)- Central Project Management Agency (CPMA), Vilnius, Contract 82933)	2007LT161PO001	specific fund	Article 44 §1 (b)	Public Investments Development Agency (PIDA)- Central Project Management Agency (CPMA), Vilnius, Contract 82933	2013	27.95	22.19	5.76	0.00	0.27	115.00	115.00					27.95	27.95					22.19	22.19				
2.7	Loan fund ("Swedbank", AB Konstitucijos pr. 20A LT-03502 Vilnius Contract 25747)	2007LT161PO001	specific fund	Article 44 §1 (b)	"Swedbank", AB Konstitucijos pr. 20A LT-03502 Vilnius Contract 25747	2010	54.00	42.87	11.13	0.00	0.00	256.00	256.00					54.00	54.00					42.87	42.87				
3	INVEGA FUND, VILNIUS	2007LT161PO002	HF	-	UAB „Investicijų ir verslo garantijos“, Lithuania, Vilnius	2009	186.50	186.50	0.00	0.00	0.88																		
3.1	First Loss Portfolio Guarantee (AB Šiaulių bankas, Lithuania)	2007LT161PO002	specific fund	Article 44 §1 (a)	AB Šiaulių bankas, commercial bank, Lithuania	2011	8.30	8.30	0.00	0.00	0.00	474.00		474.00					10.59	10.59					8.30	8.30			

Lithuania

LT

I. Description and identification of the entities which implement FEIs						II. Amounts of OP contributions paid to FEIs (HF or specific fund)					III. Investments made by FEIs in final recipients																								
1	2	3	4		5	6	7=8+9+10	8	9	10	11	12=13+14+15+16	13	14	15	16	17=18+19+20+21	18	19	20	21	22=23+24+25+26	23	24	25	26									
No.	Name of the fund	Operational Programme(s)	Type of FEI		Fund manager	Fund set-up	Amounts of OP contributions paid to the fund or set aside in case of guarantees (HF or specific fund)	out of which			Management costs and fees	Total number of financial products offered	out of which				OP contributions invested in final recipients	out of which				SF contributions invested in final recipients	out of which												
			a) HF/specific fund	b) Article 44 §1 (a) or (b) or (c)				Structural Funds	National public re-financing	National private co-financing			loans	guarantees	equity / venture capital	other products		loan	guarantee	equity / venture capital	other product		loan	guarantee	equity / venture capital	other product									
3.2	First Loss Portfolio Guarantee for Leasing (SIA Unicredit Leasing Lithuanian Branch Vilnius)	2007LT161PO002	specific fund	Article 44 §1 (a)	SIA Unicredit Leasing Lithuanian Branch Vilnius	2012	2.82	2.82	0.00	0.00	0.00	198.00					198.00					3.31				2.82			2.82						
3.3	First Loss Portfolio Guarantee (Nordea Bank Finland Plc., Lithuania)	2007LT161PO002	specific fund	Article 44 §1 (a)	Nordea Bank Finland Plc., Lithuanian Branch, Branch of a commercial bank, Lithuania	2011	1.90	1.90	0.00	0.00	0.00	42.00					42.00					2.02				1.90			1.90						
3.4	Funded Risk Sharing Product (AB SEB bankas)	2007LT161PO002	specific fund	Article 44 §1 (a)	AB SEB bankas, commercial bank, Vilnius Lithuania	2009	39.06	39.06	0.00	0.00	1.24	389.00	389.00					85.99	85.99							37.82	37.82								
3.5	Funded Risk Sharing Product (AB Siauliu bankas)	2007LT161PO002	specific fund	Article 44 §1 (a)	AB Siauliu bankas, commercial bank, Siauliai Lithuania	2010	33.50	33.50	0.00	0.00	1.35	342.00	342.00					70.09	70.09							32.15	32.15								
3.6	Funded Risk Sharing Product (AB Swedbank)	2007LT161PO002	specific fund	Article 44 §1 (a)	AB Swedbank, commercial bank, Vilnius Lithuania	2010	15.48	15.48	0.00	0.00	0.53	216.00	216.00					39.20	39.20							14.95	14.95								
3.7	Open Credit Fund (AB bank Citadele, Vilnius)	2007LT161PO002	specific fund	Article 44 §1 (a)	AB bank Citadele, Vilnius	2009	26.86	26.86	0.00	0.00	0.00	283.00	283.00					38.69	38.69							26.86	26.86								
3.8	Open Credit Fund (AB bank FINASTA, Vilnius)	2007LT161PO002	specific fund	Article 44 §1 (a)	AB bank FINASTA, Vilnius	2009	1.02	1.02	0.00	0.00	0.00	7.00	7.00					1.36	1.36							1.02	1.02								
3.9	Open Credit Fund (AB Siauliu bank, Siauliai)	2007LT161PO002	specific fund	Article 44 §1 (a)	AB Siauliu bank, Siauliai	2009	2.36	2.36	0.00	0.00	0.00	13.00	13.00					3.14	3.14							2.36	2.36								
3.10	Open Credit Fund (BAB bank SNORAS, Vilnius)	2007LT161PO002	specific fund	Article 44 §1 (a)	BAB bank SNORAS, Vilnius	2009	2.37	2.37	0.00	0.00	0.00	13.00	13.00					3.17	3.17							2.37	2.37								
3.11	Open Credit Fund (BAB Ūkio bank, Kaunas)	2007LT161PO002	specific fund	Article 44 §1 (a)	BAB Ūkio bank, Kaunas	2009	13.15	13.15	0.00	0.00	0.00	120.00	120.00					17.62	17.62							13.15	13.15								
3.12	Open Credit Fund (UAB Medicinos bank, Vilnius)	2007LT161PO002	specific fund	Article 44 §1 (a)	UAB Medicinos bank, Vilnius	2009	11.29	11.29	0.00	0.00	0.00	140.00	140.00					15.91	15.91							11.29	11.29								
3.13	Small loans to SMEs (AB bank Citadele, Vilnius)	2007LT161PO002	specific fund	Article 44 §1 (a)	AB bank Citadele, Vilnius	2009	4.20	4.20	0.00	0.00	0.00	171.00	171.00					9.48	9.48							4.20	4.20								
3.14	Small loans to SMEs (AB Siauliu bank, Siauliai)	2007LT161PO002	specific fund	Article 44 §1 (a)	AB Siauliu bank, Siauliai	2009	10.14	10.14	0.00	0.00	0.00	317.00	317.00					19.08	19.08							10.14	10.14								
3.15	Small loans to SMEs (BAB Ūkio bank, Kaunas)	2007LT161PO002	specific fund	Article 44 §1 (a)	BAB Ūkio bank, Kaunas	2009	7.53	7.53	0.00	0.00	0.00	227.00	227.00					12.35	12.35							7.53	7.53								
3.16	Small loans to SMEs (UAB Medicinos bank, Vilnius)	2007LT161PO002	specific fund	Article 44 §1 (a)	UAB Medicinos bank, Vilnius	2009	5.65	5.65	0.00	0.00	0.00	192.00	192.00					10.33	10.33							5.65	5.65								
4	JER 004 JEREMIE HOLDING FUND, LITHUANIA	2007LT161PO002	HF	-	European Investment Fund	2008	41.97	41.97	0.00	0.00	4.08																								
4.1	Business Angels Co-investment Fund I KUB Vilnius, Lithuania	2007LT161PO002	specific fund	Article 44 §1 (a)	UAB MES Invest, limited liability company, Lithuania	2010	6.69	6.69	0.00	0.00	0.76	27.00														13.54								5.93	5.93
4.2	LiCapital I KUB Vilnius, Lithuania	2007LT161PO002	specific fund	Article 44 §1 (a)	UAB LiCapital Management, limited liability company, Lithuania	2010	9.97	9.97	0.00	0.00	0.77	8.00														13.14								9.20	9.20
4.3	Lithuanian SME Fund KUB, Vilnius, Lithuania	2007LT161PO002	specific fund	Article 44 §1 (a)	UAB BailCap Management, limited liability company, Lithuania	2010	9.26	9.26	0.00	0.00	0.95	9.00														12.00								8.30	8.30
4.4	Practica Seed Capital KUB, Vilnius, Lithuania	2007LT161PO002	specific fund	Article 44 §1 (a)	UAB Practica Seed Partners, Vilnius, Lithuania	2012	5.16	5.16	0.00	0.00	0.12	31.00														5.05								5.04	5.04

Lithuania

LT

I. Description and identification of the entities which implement FEIs						II. Amounts of OP contributions paid to FEIs (HF or specific fund)					III. Investments made by FEIs in final recipients																		
1	2	3	4		5	6	7=8+9+10	8	9	10	11	12=13+14+15+16	13	14	15	16	17=18+19+20+21	18	19	20	21	22=23+24+25+26	23	24	25	26			
No.	Name of the fund	Operational Programme(s)	Type of FEI		Fund manager	Fund set-up	Amounts of OP contributions paid to the fund or set aside in case of guarantees (HF or specific fund)	out of which			Management costs and fees	Total number of financial products offered	out of which				OP contributions invested in final recipients	out of which				SF contributions invested in final recipients	out of which						
			a) HF/specific fund	b) Article 44 §1 (a) or (b) or (c)				Structural Funds	National public co-financing	National private co-financing			loans	guarantees	equity / venture capital	other products		loan	guarantee	equity / venture capital	other product		loan	guarantee	equity / venture capital	other product			
4.5	Practica Venture Capital KUB, Vilnius Lithuania	2007LT161PO002	specific fund	Article 44 §1 (a)	UAB Practica Venture Partners, Vilnius, Lithuania	2012	6.82	6.82	0.00	0.00	0.11	12.00			12.00		9.59			9.59		6.71			6.71				
5	Guarantee fund, Lithuania, Vilnius	2007LT161PO002	specific fund	Article 44 §1 (a)	UAB "Investicijų ir verslo garantijos" (INVEGA), Vilnius, Lithuania	2009	37.36	37.36	0.00	0.00	2.58	3,049.00	0.00	3,049.00	0.00	0.00	37.92	0.00	37.92	0.00	0.00	34.78		34.78	0.00	0.00			
TOTAL OP contributions provided						from MA to HFs	416.38	380.64	35.74	0.00	13.78																		
						from HFs to specific funds	405.02	370.60	34.42	0.00	8.66	5,543.00	4,742.00	714.00	87.00		582.19	512.95	15.92	53.32		362.44	314.24	13.02	35.18				
						from MA directly to specific funds	37.36	37.36	0.00	0.00	2.58	3,049.00	0.00	3,049.00	0.00	0.00	37.92	0.00	37.92	0.00	0.00	34.78		34.78	0.00	0.00			

Latvia

LV

I. Description and identification of the entities which implement FEIs				II. Amounts of OP contributions paid to FEIs (HF or specific fund)							III. Investments made by FEIs in final recipients																			
1	2	3	4		5	6	7-8+9+10			11	12=13+14+15+16				17=18+19+20+21				22=23+24+25+26											
			Type of FEI				Fund manager	Fund setup	Amounts of OP contributions paid to the fund or set aside in case of guarantees (HF or specific fund)		out of which			Management costs and fees	Total number of financial products offered	out of which				OP contributions invested in final recipients	out of which				SF contributions invested in final recipients	out of which				
			a) HF/specific fund	b) Article 44, §1 (a) or (b) or (c)							Structural Funds	National public co-financing	National private co-financing			loans	guarantees	equity / venture capital	other products		loan	guarantee	equity / venture capital	other product		loan	guarantee	equity / venture capital	other product	
1	„Support to Self-employment and Business Start-ups” / „Atbalsts pašnodarbinātības un uzņēmējdarbības uzsākšanai”	2007LV051PO001	specific fund	Article 44 §1 (a)	Latvian Development Financial Institution Altum, State JSC, Latvia / AS „Attīstības finanšu institūcija Altum”	2009	25.81	12.82	2.26	10.73	2.87	1,302.00	1,302.00	0.00	0.00	0.00	22.94	22.94	0.00	0.00	0.00	10.38	10.38	0.00	0.00	0.00				
2	JEREMIE HOLDING FUND LATVIA, LATVIA	2007LV161PO001	HF	-	JSC Development Finance Institution Altum, Latvia	2008	70.72	59.97	5.07	5.67	4.74																			
2.1	Baltcap Latvia Venture Capital Fund KS, Latvia	2007LV161PO001	specific fund	Article 44 §1 (a)	Baltcap AIFP, Ltd, Latvia	2010	17.98	14.10	1.19	2.69	2.57	15.00			15.00		15.41				15.41		11.73			11.73				
2.2	EXPANSION CAPITAL FUND, Latvia	2007LV161PO001	specific fund	Article 44 §1 (a)	EXPANSION CAPITAL AIFP* Ltd, Latvia	2013	12.00	10.81	0.91	0.28	1.06	35.00			35.00		10.95				10.95		9.83			9.83				
2.3	FlyCap Investment Fund I, Latvia	2007LV161PO001	specific fund	Article 44 §1 (a)	FlyCap AIFP* Ltd, Latvia	2013	10.12	9.10	0.77	0.24	1.06	24.00			24.00		9.06				9.06		8.13			8.13				
2.4	Imprimatur Capital Seed Fund KS, Latvia	2007LV161PO001	specific fund	Article 44 §1 (a)	AIFP Imprimatur Capital Fund Management, Ltd, Latvia	2010	8.08	7.45	0.63	0.00	1.09	80.00			80.00		6.99				6.99		6.45			6.45				
2.5	Imprimatur Capital Technology Venture Fund KS, Latvia	2007LV161PO001	specific fund	Article 44 §1 (a)	AIFP Imprimatur Capital Fund Management, Ltd, Latvia	2010	4.53	3.56	0.30	0.67	0.65	9.00			9.00		3.89				3.89		2.97			2.97				
2.6	Micro loan instrument 1, Latvia	2007LV161PO001	specific fund	Article 44 §1 (a)	GrandCredit Ltd.	2014	0.24	0.16	0.01	0.07	0.01	14.00	14.00				0.23	0.23				0.15	0.15							
2.7	Micro loan instrument, Latvia	2007LV161PO001	specific fund	Article 44 §1 (a)	JSC Capitalia	2014	0.32	0.21	0.02	0.09	0.01	83.00	83.00				0.31	0.31				0.20	0.20							
2.8	SEB Bank Loan instrument, Latvia	2007LV161PO001	specific fund	Article 44 §1 (a)	SEB Banka, SC, Latvia	2010	1.83	1.20	0.10	0.53	0.05	7.00	7.00				1.77	1.77				1.15	1.15							
2.9	Swedbank Loan instrument, Latvia	2007LV161PO001	specific fund	Article 44 §1 (a)	Swedbank, SC, Latvia	2010	3.24	2.15	0.18	0.92	0.15	11.00	11.00				3.09	3.09				2.00	2.00							
2.10	ZGI-3, Latvia	2007LV161PO001	specific fund	Article 44 §1 (a)	“ZGI Capital” Ltd, Latvia	2013	7.64	6.87	0.58	0.19	0.98	27.00			27.00		6.66				6.66		5.97			5.97				
3	ERDF Promotional Programme for Improvement of Competitiveness of Businesses	2007LV161PO001	specific fund	Article 44 §1 (a)	JSC Development Finance Institution Altum, Latvia	2009	84.34	56.26	6.89	21.19	2.58	494.00	494.00	0.00	0.00	0.00	81.75	81.75	0.00	0.00	0.00	54.01	54.01	0.00	0.00	0.00				
4	Guarantees for development of enterprise competitiveness, Latvia	2007LV161PO001	specific fund	Article 44 §1 (a)	JSC Development Finance Institution Altum, Latvia	2009	15.44	15.44	0.00	0.00	1.01	189.00	0.00	189.00	0.00	0.00	0.00	14.43	0.00	14.43	0.00	0.00	14.43		14.43	0.00	0.00			
5	Mezzanine loans and guarantees under mezzanine activity, Latvia	2007LV161PO001	specific fund	Article 44 §1 (a)	JSC Development Finance Institution Altum, Latvia	2011	18.63	15.15	3.48	0.00	1.36	84.00	28.00	56.00	0.00	0.00	17.27	14.44	2.83	0.00	0.00	14.57	11.75	2.83	0.00	0.00				
TOTAL OP contributions provided						from MA to HFs	70.72	59.97	5.07	5.67	4.74																			
						from HFs to specific funds	65.99	55.61	4.71	5.67	7.63	305.00	115.00		190.00				58.36	5.40			52.96			48.57	3.50		45.07	
						from MA directly to specific funds	144.21	99.67	12.63	31.92	7.83	2,069.00	1,824.00	245.00	0.00	0.00	136.39	119.13	17.26	0.00	0.00	93.39	76.13	17.26	0.00	0.00				

Malta

MT

I. Description and identification of the entities which implement FEIs						II. Amounts of OP contributions paid to FEIs (HF or specific fund)					III. Investments made by FEIs in final recipients																	
1	2	3	4		5	6	7=8+9+10	8	9	10	11	12=13+14+15+16	13	14	15	16	17=18+19+20+21	18	19	20	21	22=23+24+25+26	23	24	25	26		
No.	Name of the fund	Operational Programme(s)	Type of FEI		Fund manager	Fund set-up	Amounts of OP contributions paid to the fund or set aside in case of guarantees (HF or specific fund)	out of which			Management costs and fees	Total number of financial products offered	out of which				OP contributions invested in final recipients	out of which				SF contributions invested in final recipients	out of which					
			a) HF/specific fund	b) Article 44, §1 (a) or (b) or (c)				Structural Funds	National public co-financing	National private co-financing			loans	guarantees	equity / venture capital	other products		loan	guarantee	equity / venture capital	other product		loan	guarantee	equity / venture capital	other product		
1	JER-011 JEREMIE HOLDING FUND MALTA	2007MT161PO001	HF	-	European Investment Fund	2010	12.00	10.20	1.80	0.00	1.51																	
1.1	Bank of Valletta PLC, Malta	2007MT161PO001	specific fund	Article 44 §1 (a)	Bank of Valletta PLC, Malta	2011	10.80	9.18	1.62	0.00	0.00	762.00		762.00			10.67		10.67					9.14		9.14		
TOTAL OP contributions provided		from MA to HFs					12.00	10.20	1.80	0.00	1.51		0.00	0.00	0.00	0.00												
		from HFs to specific funds					10.80	9.18	1.62	0.00	0.00	762.00	0.00	762.00	0.00	0.00	10.67		10.67				9.14		9.14			
		from MA directly to specific funds												0.00		0.00	0.00											

The Netherlands

NL

I. Description and identification of the entities which implement FEIs		II. Amounts of OP contributions paid to FEIs (MF or specific fund)										III. Investments made by FEIs in final recipients																													
1	2	3	4		5	6	7	8			10	11	31	13	14	15	16	17=18+19+20+21				22=23+24+25+26	27																		
			Type of FEI	Fund manager				Fund set-up	Amounts of OP contributions committed to the FEI	out of which								out of which						out of which																	
No.	Name of the fund	Operational Programme(s)	a) MF or specific fund		b) Article 44, §1 (a) or (b) or (c)	Fund manager	Fund set-up			Amounts of OP contributions committed to the FEI	out of which			Management costs and fees	Amounts of other assistance paid to the FEI	13	14	15	16	OP contributions invested in final recipients				22=23+24+25+26	27																
				Structural Funds				National public co-financing	National private co-financing		loans	guarantees	equity / venture capital							other products	loan	guarantee	equity / venture capital			other product															
1	HOLDINGFONDS ECONOMISCHE INVESTERINGEN DEN HAAG. VESTIGINGSPLAATS DEN HAAG.	2007NL162PO002	HF	-	HOLDINGFONDS ECONOMISCHE INVESTERINGEN DEN HAAG. VESTIGINGSPLAATS DEN HAAG.	Holdingfonds Economische Investerings Den Haag	2012	13.30	5.53	7.77	0.00	0.27	9.22																												
1.1	Jessica Energiefonds Den Haag (ED)	2007NL162PO002	specific fund	Article 44 §1 (c)	Jessica Energiefonds Den Haag (ED)	Naam: Stichting Stimuleringsfonds Volkshuisvesting Nederlandse Gemeenten Rechtsvorm: Stichting Vestigingsplaats: Hoevelaken	2013		2.72	3.47	0.00	0.26		7.00	0.00	1.00					7.17	7.07	0.00	0.10					2.84	2.60	0.00	0.04									
1.2	JESSICA Fonds Ruimte en Economie Den Haag (FRED)	2007NL162PO002	specific fund	Article 44 §1 (b)	JESSICA Fonds Ruimte en Economie Den Haag (FRED)	Naam: Stichting Stimuleringsfonds Volkshuisvesting Nederlandse Gemeenten Rechtsvorm: Stichting Vestigingsplaats: Hoevelaken	2013		3.00	4.10	0.00	0.41		12.00	0.00	920.000.00					6.97	6.05	0.00	0.92					2.84	2.47	0.00	0.38									
2	Doorstart Technofonds Flevoland / Technofonds Flevoland BV	2007NL162PO002	specific fund	Article 44 §1 (a)	Doorstart Technofonds Flevoland / Technofonds Flevoland BV	Doorstart Technofonds Flevoland / Technofonds Flevoland BV	2008	5.50	2.16	3.94	0.00	0.00	0.00	31.00	0.00	31.00	0.00				6.82	4.69	0.00	2.13	0.00			2.67	1.84	0.00	0.83	0.00	0.00								
3	Fonds Energietransitie EFRO Utrecht (FEE-U)	2007NL162PO002	specific fund	Article 44 §1 (c)	Fonds Energietransitie EFRO Utrecht (FEE-U)	Stichting Energietransitie utrecht	2014	3.75	1.25	2.50	0.00	0.00	0.00	12.00	0.00	2.00	0.00				3.77	3.57	0.00	0.20	0.00			1.27	1.20	0.00	0.07	0.00	0.00								
4	Garantiefonds Microkredieten Amsterdam, Amsterdam	2007NL162PO002	specific fund	Article 44 §1 (a)	Garantiefonds Microkredieten Amsterdam, Amsterdam	Dienst Werk en Inkomens van de gemeente Amsterdam	2009	0.89	0.35	0.35	0.14	8.00	0.00	0.00	0.00	40.00	0.00	0.00				0.82	0.00	0.82	0.00	0.00			0.34	0.34	0.00	0.00	0.00	0.00							
5	Gelderland voor Innovatie	2007NL162PO004	specific fund	Article 44 §1 (a)	Gelderland voor Innovatie	Participatiemaatschappij Oost-Nederland N.V., Arnhem	2009	8.30	2.10	1.05	5.15	0.17	0.00	60.00	4.00	0.00	0.00				3.07	2.97	0.10	0.00	0.00			2.03	1.98	0.05	0.00	0.00	0.00								
6	Innovatiefonds Oost-Nederland 2008-2015	2007NL162PO004	specific fund	Article 44 §1 (a)	Innovatiefonds Oost-Nederland 2008-2015	Participatiemaatschappij Oost-Nederland N.V., Arnhem	2009	36.08	6.14	7.50	22.44	0.00	0.00	0.00	0.00	0.00	0.00				18.04	4.41	0.00	13.64	0.00			6.14	1.53	0.00	4.60	0.00	0.00								
7	Interestsubsidieregeling Energiebesparing Bestaande Bouw particulieren 2013 - 2015, Noord-Nederland, Provincie Drenthe te Assen	2007NL162PO001	specific fund	Article 44 §1 (b)	Interestsubsidieregeling Energiebesparing Bestaande Bouw particulieren 2013 - 2015, Noord-Nederland, Provincie Drenthe te Assen	Provincie Drenthe, publiekrechtelijke instelling, Assen	2013	2.50	0.00	0.00	0.00	0.00	0.00	150.00	0.00	0.00	0.00				1.74	1.74	0.00	0.00	0.00			0.87	0.87	0.00	0.00	0.00									
8	Startersfonds Den Haag, Den Haag	2007NL162PO002	specific fund	Article 44 §1 (a)	Startersfonds Den Haag, Den Haag	Stichting Microkrediet Nederland h/o Oredits	2009	1.84	0.64	0.64	0.00	0.11	0.00	23.00	0.00	0.00	0.00				1.25	1.25	0.00	0.00	0.00			0.62	0.62	0.00	0.00	0.00									
9	UDF SOFIE Rotterdam - Hoevelaken	2007NL162PO002	specific fund	Article 44 §1 (b)	UDF SOFIE Rotterdam - Hoevelaken	Naam: Stichting Stimuleringsfonds Volkshuisvesting Nederlandse Gemeenten Rechtsvorm: Stichting Vestigingsplaats: Hoevelaken	2013	6.37	2.85	3.52	0.00	0.50	0.00	7.00	0.00	200.000.00	0.00				6.49	6.29	0.00	0.20	0.00			3.03	2.96	0.00	0.08	0.00	0.00								
TOTAL OP contributions provided							from MA to HF's	13.30	5.53	7.77	0.00	0.27	9.22																												
							from HF's to specific funds		5.72	7.58	0.60	0.66		19.00	0.00	920.000.00				14.14	13.12	0.00	1.02				5.48	5.07	0.00	0.41											
							from MA directly to specific funds	65.22	15.47	18.89	27.73	0.79	0.00	283.00	44.00	200.033.00	0.00			41.99	24.91	0.92	16.16	0.00			16.98	11.01	0.39	5.58	0.00										

Poland

PL

I. Description and identification of the entities which implement FEIs						II. Amounts of OP contributions paid to FEIs (HF or specific fund)					III. Investments made by FEIs in final recipients																												
1	2	3	4		5	6	7	8			10	11	12	13				15	16				17	18				21	22				23	24	25	26			
			Type of FEI					Fund manager	Fund setup	Amounts of OP contributions paid to the fund or set aside in case of guarantees (HF or specific fund)				out of which			Management costs and fees		Total number of financial products offered	out of which				OP contributions invested in final recipients	out of which				SF contributions invested in final recipients	out of which									
			a) HF/specific fund	b) Article 44 §1 (a) or (b) or (c)										Structural Funds	National public co-financing	National private co-financing				loans	guarantees	equity / venture capital			other products	loan	guarantee			equity / venture capital	other product	loan					guarantee	equity / venture capital	other product
1	BANK GOSPODARSTWA KRAJOWEGO, WARSZAWA	2007PL051PO001	HF	-	Bank Gospodarstwa Krajowego, bank państwowy, Polska, Warszawa	2012	7.68	6.53	1.15	0.00	0.51																												
1.1	ES Fundusz, Makroregion I, Warszawa	2007PL051PO001	specific fund	Article 44 §1 (a)	Towarzystwo Inwestycji Społeczno-Ekonomicznych S.A., Warszawa	2013	1.95	1.66	0.29	0.00	0.15	95.00	95.00									1.78	1.78						1.51	1.51									
1.2	ES Fundusz, Makroregion II, Warszawa	2007PL051PO001	specific fund	Article 44 §1 (a)	Towarzystwo Inwestycji Społeczno-Ekonomicznych S.A., Warszawa	2013	1.07	0.91	0.16	0.00	0.08	53.00	53.00									0.99	0.99						0.84	0.84									
1.3	ES Fundusz, Makroregion III, Warszawa	2007PL051PO001	specific fund	Article 44 §1 (a)	Towarzystwo Inwestycji Społeczno-Ekonomicznych S.A., Warszawa	2013	1.71	1.45	0.26	0.00	0.15	87.00	87.00									1.56	1.56						1.33	1.33									
1.4	ES Fundusz, Makroregion IV, Warszawa	2007PL051PO001	specific fund	Article 44 §1 (a)	Towarzystwo Inwestycji Społeczno-Ekonomicznych S.A., Warszawa	2013	1.49	1.27	0.22	0.00	0.12	78.00	78.00									1.36	1.36						1.16	1.16									
1.5	ES Fundusz, Makroregion V, Warszawa	2007PL051PO001	specific fund	Article 44 §1 (a)	Towarzystwo Inwestycji Społeczno-Ekonomicznych S.A., Warszawa	2013	1.82	1.54	0.27	0.00	0.15	85.00	85.00									1.66	1.66						1.41	1.41									
2	Fundusz pożyczkowy Agencja Rozwoju Regionalnego ARLEG S.A., Legnica	2007PL051PO001	specific fund	Article 44 §1 (a)	Agencja Rozwoju Regionalnego ARLEG S.A., Legnica	2012	1.87	1.59	0.28	0.00	0.20	213.00	213.00	0.00		0.00	0.00					1.98	1.98	0.00	0.00	0.00			1.68	1.68	0.00	0.00	0.00	0.00	0.00				
3	Fundusz pożyczkowy Agencja Rozwoju Regionalnego S.A., Zielona Góra	2007PL051PO001	specific fund	Article 44 §1 (a)	Agencja Rozwoju Regionalnego S.A., Zielona Góra	2013	0.53	0.45	0.08	0.00	0.05	60.00	60.00	0.00		0.00	0.00					0.53	0.53	0.00	0.00	0.00			0.45	0.45	0.00	0.00	0.00	0.00					
4	Fundusz pożyczkowy Agencja Rozwoju Regionalnego w Starachowicach, Starachowice	2007PL051PO001	specific fund	Article 44 §1 (a)	Agencja Rozwoju Regionalnego w Starachowicach, Starachowice	2012	1.95	1.66	0.29	0.00	0.14	170.00	170.00	0.00		0.00	0.00					1.99	1.99	0.00	0.00	0.00			1.69	1.69	0.00	0.00	0.00	0.00					
5	Fundusz pożyczkowy Bank Spółdzielczy w Brańsku, Brańsk	2007PL051PO001	specific fund	Article 44 §1 (a)	Bank Spółdzielczy w Brańsku, Brańsk	2013	1.01	0.86	0.15	0.00	0.09	80.00	80.00	0.00		0.00	0.00					0.78	0.78	0.00	0.00	0.00			0.67	0.67	0.00	0.00	0.00	0.00					
6	Fundusz pożyczkowy Bank Spółdzielczy w Dębicy, Dębica	2007PL051PO001	specific fund	Article 44 §1 (a)	Bank Spółdzielczy w Dębicy, Dębica	2013	1.17	0.99	0.17	0.00	0.12	91.00	91.00	0.00		0.00	0.00					0.95	0.95	0.00	0.00	0.00			0.86	0.86	0.00	0.00	0.00	0.00					
7	Fundusz pożyczkowy Fundusz Górnolęski SA, Katowice	2007PL051PO001	specific fund	Article 44 §1 (a)	Fundusz Górnolęski SA, Katowice	2012	2.71	2.30	0.41	0.00	0.21	292.00	292.00	0.00		0.00	0.00					2.75	2.75	0.00	0.00	0.00			2.34	2.34	0.00	0.00	0.00	0.00					
8	Fundusz pożyczkowy Krajowe Stowarzyszenie Wspierania Przedsiębiorczości, Końskie	2007PL051PO001	specific fund	Article 44 §1 (a)	Krajowe Stowarzyszenie Wspierania Przedsiębiorczości, Końskie	2013	1.37	1.16	0.21	0.00	0.10	143.00	143.00	0.00		0.00	0.00					1.36	1.36	0.00	0.00	0.00			1.16	1.16	0.00	0.00	0.00	0.00					

Poland						PL																				
I. Description and identification of the entities which implement FEIs						II. Amounts of OP contributions paid to FEIs (HF or specific fund)					III. Investments made by FEIs in final recipients															
1	2	3	4		5	6	7=8+9+10	8	9	10	11	12=13+14+15+16	13	14	15	16	17=18+19+20+21	18	19	20	21	22=23+24+25+26	23	24	25	26
No.	Name of the fund	Operational Programme(s)	Type of FEI		Fund manager	Fund set-up	Amounts of OP contributions paid to the fund or set aside in case of guarantees (HF or specific fund)	out of which			Management costs and fees	Total number of financial products offered	out of which				OP contributions invested in final recipients	out of which				SF contributions invested in final recipients	out of which			
			a) HF/specific fund	b) Article 44 §1 (a) or (b) or (c)				Structural Funds	National public re-financing	National private co-financing			loans	guarantees	equity / venture capital	other products		loan	guarantee	equity / venture capital	other product		loan	guarantee	equity / venture capital	other product
9	fundusz pożyczkowy Kujawsko-Pomorski Fundusz Pożyczkowy Sp. z o.o., Toruń	2007PL051PO001	specific fund	Article 44 §1 (a)	Kujawsko-Pomorski Fundusz Pożyczkowy Sp. z o.o., Toruń	2012	4.68	3.98	0.70	0.00	0.53	501.00	501.00	0.00	0.00	0.00	4.81	4.81	0.00	0.00	0.00	4.09	4.09	0.00	0.00	0.00
10	fundusz pożyczkowy Łódzka Agencja Rozwoju Regionalnego S.A., Łódź	2007PL051PO001	specific fund	Article 44 §1 (a)	Łódzka Agencja Rozwoju Regionalnego S.A., Łódź	2012	0.57	0.48	0.09	0.00	0.05	71.00	71.00	0.00	0.00	0.00	0.59	0.59	0.00	0.00	0.00	0.50	0.50	0.00	0.00	0.00
11	fundusz pożyczkowy Polska Fundacja Ośrodków Wspomagania Rozwoju Gospodarczego "OIC POLAND" z siedzibą w Lublinie, Lublin	2007PL051PO001	specific fund	Article 44 §1 (a)	Polska Fundacja Ośrodków Wspomagania Rozwoju Gospodarczego "OIC POLAND" z siedzibą w Lublinie, Lublin	2013	0.42	0.36	0.06	0.00	0.02	41.00	41.00	0.00	0.00	0.00	0.41	0.41	0.00	0.00	0.00	0.34	0.34	0.00	0.00	0.00
12	fundusz pożyczkowy Polska Fundacja Przedsiębiorczości, Szczecin	2007PL051PO001	specific fund	Article 44 §1 (a)	Polska Fundacja Przedsiębiorczości, Szczecin	2012	1.92	1.63	0.29	0.00	0.22	223.00	223.00	0.00	0.00	0.00	2.12	2.12	0.00	0.00	0.00	1.80	1.80	0.00	0.00	0.00
13	fundusz pożyczkowy Pomorski Fundusz Pożyczkowy Sp. z o.o., Gdańsk	2007PL051PO001	specific fund	Article 44 §1 (a)	Pomorski Fundusz Pożyczkowy Sp. z o.o., Gdańsk	2013	1.66	1.41	0.25	0.00	0.09	208.00	208.00	0.00	0.00	0.00	1.67	1.67	0.00	0.00	0.00	1.42	1.42	0.00	0.00	0.00
14	fundusz pożyczkowy Regionalna Izba Gospodarcza, Stalowa Wola	2007PL051PO001	specific fund	Article 44 §1 (a)	Regionalna Izba Gospodarcza, Stalowa Wola	2013	0.40	0.34	0.06	0.00	0.04	42.00	42.00	0.00	0.00	0.00	0.41	0.41	0.00	0.00	0.00	0.35	0.35	0.00	0.00	0.00
15	fundusz pożyczkowy Rzeszowska Agencja Rozwoju Regionalnego S.A., Rzeszów	2007PL051PO001	specific fund	Article 44 §1 (a)	Rzeszowska Agencja Rozwoju Regionalnego S.A., Rzeszów	2013	0.77	0.65	0.12	0.00	0.09	81.00	81.00	0.00	0.00	0.00	0.69	0.69	0.00	0.00	0.00	0.61	0.61	0.00	0.00	0.00
16	fundusz pożyczkowy Stowarzyszenie "Centrum Rozwoju Ekonomicznego Pasłęka", Pasłęka	2007PL051PO001	specific fund	Article 44 §1 (a)	Stowarzyszenie "Centrum Rozwoju Ekonomicznego Pasłęka", Pasłęka	2013	2.33	1.98	0.35	0.00	0.19	524.00	524.00	0.00	0.00	0.00	2.56	2.56	0.00	0.00	0.00	2.17	2.17	0.00	0.00	0.00
17	fundusz pożyczkowy Stowarzyszenie Ostrowskie Centrum Wspierania Przedsiębiorczości, Ostrow Wielkopolski	2007PL051PO001	specific fund	Article 44 §1 (a)	Stowarzyszenie Ostrowskie Centrum Wspierania Przedsiębiorczości, Ostrow Wielkopolski	2013	2.07	1.76	0.31	0.00	0.21	277.00	277.00	0.00	0.00	0.00	2.38	2.38	0.00	0.00	0.00	2.02	2.02	0.00	0.00	0.00
18	fundusz pożyczkowy Stowarzyszenie "Radomskie Centrum Przedsiębiorczości", Radom	2007PL051PO001	specific fund	Article 44 §1 (a)	Stowarzyszenie "Radomskie Centrum Przedsiębiorczości", Radom	2012	2.05	1.74	0.31	0.00	0.22	229.00	229.00	0.00	0.00	0.00	2.36	2.36	0.00	0.00	0.00	2.01	2.01	0.00	0.00	0.00

Poland

PL

I. Description and identification of the entities which implement FEIs						II. Amounts of OP contributions paid to FEIs (HF or specific fund)					III. Investments made by FEIs in final recipients															
1	2	3	4		5	6	7=8+9+10	8	9	10	11	12=13+14+15+16	13	14	15	16	17=18+19+20+21	18	19	20	21	22=23+24+25+26	23	24	25	26
No.	Name of the fund	Operational Programme(s)	Type of FEI		Fund manager	Fund set-up	Amounts of OP contributions paid to the fund or set aside in case of guarantees (HF or specific fund)	out of which			Management costs and fees	Total number of financial products offered	out of which				OP contributions invested in final recipients	out of which				SF contributions invested in final recipients	out of which			
			a) HF/specific fund	b) Article 44 §1 (a) or (b) or (c)				Structural Funds	National public re-financing	National private co-financing			loans	guarantees	equity / venture capital	other products		loan	guarantee	equity / venture capital	other product		loan	guarantee	equity / venture capital	other product
19	Fundusz pożyczkowy Stowarzyszenie "Samorządowe Centrum Przedsiębiorczości i Rozwoju" w Suchej Beskidzkiej, Sucha Beskidzka	2007PL051PO001	specific fund	Article 44 §1 (a)	Stowarzyszenie "Samorządowe Centrum Przedsiębiorczości i Rozwoju" w Suchej Beskidzkiej, Sucha Beskidzka	2012	1.80	1.53	0.27	0.00	0.11	178.00	178.00	0.00	0.00	0.00	1.62	1.62	0.00	0.00	0.00	1.37	1.37	0.00	0.00	0.00
20	Fundusz pożyczkowy Unia Gospodarcza Regionu Śremskiego - Śremski Ośrodek Wspierania Małej Przedsiębiorczości, Śrem	2007PL051PO001	specific fund	Article 44 §1 (a)	Unia Gospodarcza Regionu Śremskiego - Śremski Ośrodek Wspierania Małej Przedsiębiorczości, Śrem	2012	0.94	0.80	0.14	0.00	0.10	99.00	99.00	0.00	0.00	0.00	0.89	0.89	0.00	0.00	0.00	0.76	0.76	0.00	0.00	0.00
21	KRAJOWY FUNDUSZ KAPITAŁOWY SPOŁKA AKCYJNA POLSKA WARSZAWA	2007PL161PO001	HF	-	Zarząd - Krajowy Fundusz Kapitałowy Spółka Akcyjna Polska, Warszawa	2009	53.11	45.14	7.97	0.00	5.17															
21.1	Assata Management Black Lion Sp. z o.o. SKA SKA, Warszawa	2007PL161PO001	specific fund	Article 44 §1 (a)	AM Black Lion Sp. z o.o. SKA, Warszawa	2010	1.42	1.21	0.21	0.00	0.28	4.00			4.00		1.14			1.14		0.97			0.97	
21.2	Avanu Venture Capital Management Sp. z o.o. Fundusz I SKA, Katowice	2007PL161PO001	specific fund	Article 44 §1 (a)	Avanu Venture Capital Management Sp. z o.o., Katowice	2011	0.90	0.77	0.14	0.00	0.11	2.00			2.00		0.79			0.79		0.67			0.67	
21.3	bValue Unicorns Spółka z ograniczoną odpowiedzialnością spółka komandytowa Polska, Warszawa (03-901) Al. Ks. J. Poniatowskiego 1	2007PL161PO001	specific fund	Article 44 §1 (a)	bValue Unicorns Spółka z ograniczoną odpowiedzialnością Polska, Warszawa (03-901) Al. Ks. J. Poniatowskiego 1	2017	1.13	0.96	0.17	0.00	745.00	3.00			3.00		1.13			1.13		0.96			0.96	
21.4	"ETGK Fund Spółka z ograniczoną odpowiedzialnością Polska, Katowice (40-027), ul. Francuska 13/7"	2007PL161PO001	specific fund	Article 44 §1 (a)	"ETGK Fund Spółka z ograniczoną odpowiedzialnością Polska, Katowice (40-027), ul. Francuska 13/7"	2017	1.13	0.96	0.17	0.00	65.00	5.00			5.00		1.13			1.13		0.96			0.96	
21.5	FIZAN Venture Capital SATUS, Bieleko-Biała	2007PL161PO001	specific fund	Article 44 §1 (a)	Status Venture Sp. z o.o. SK, Kraków	2010	4.79	4.07	0.72	0.00	0.77	29.00			29.00		4.02			4.02		3.42			3.42	
21.6	GPV I Sp. z o.o. SKA, Warszawa	2007PL161PO001	specific fund	Article 44 §1 (a)	GPV I Sp. z o.o., Warszawa	2011	7.41	6.30	1.11	0.00	1.23	34.00			34.00		6.18			6.18		5.25			5.25	
21.7	Innovation Nest Sp. z o.o. SKA, Kraków	2007PL161PO001	specific fund	Article 44 §1 (a)	Innovation Nest Sp. z o.o., Kraków	2011	2.91	2.47	0.44	0.00	0.50	22.00			22.00		2.41			2.41		2.05			2.05	
21.8	Inovo Sp. z o.o. Venture Fund I SKA, Warszawa	2007PL161PO001	specific fund	Article 44 §1 (a)	Inovo Sp. z o.o., Warszawa	2011	2.93	2.49	0.44	0.00	0.45	15.00			15.00		2.48			2.48		2.11			2.11	
21.9	Internet Ventures FIZ, Warszawa	2007PL161PO001	specific fund	Article 44 §1 (a)	MCI Asset Management Sp. z o.o., Warszawa	2010	8.40	7.14	1.26	0.00	1.66	18.00			18.00		0.67			0.67		5.73			5.73	
21.10	Skyline Venture Sp. z o.o. SKA, Warszawa	2007PL161PO001	specific fund	Article 44 §1 (a)	Skyline Venture Sp. z o.o., Warszawa	2010	1.24	1.06	0.19	0.00	0.25	5.00			5.00		0.99			0.99		0.84			0.84	

Poland

PL

I. Description and identification of the entities which implement FEIs						II. Amounts of OP contributions paid to FEIs (HF or specific fund)					III. Investments made by FEIs in final recipients																				
1	2	3	4		5	6	7=8+9+10	8	9	10	11	12=13+14+15+16	13	14	15	16	17=18+19+20+21	18	19	20	21	22=23+24+25+26	23	24	25	26					
No.	Name of the fund	Operational Programme(s)	Type of FEI		Fund manager	Fund set-up	Amounts of OP contributions paid to the fund or set aside in case of guarantees (HF or specific fund)	out of which			Management costs and fees	Total number of financial products offered	out of which				OP contributions invested in final recipients	out of which				SF contributions invested in final recipients	out of which								
			a) HF/specific fund	b) Article 44 §1 (a) or (b) or (c)				Structural Funds	National public re-financing	National private co-financing			loans	guarantees	equity / venture capital	other products		loan	guarantee	equity / venture capital	other product		loan	guarantee	equity / venture capital	other product					
21.11	Speed Up Innovation Sp. z o.o. SKA, Poznań	2007PL161PO001	specific fund	Article 44 §1 (a)	Speed Up Innovation Sp. z o.o., Poznań	2012	2.72	2.31	0.41	0.00	0.34	12.00				12.00					2.37					2.02				2.02	
21.12	WinVentures Sp. z o.o. S.K.A.	2007PL161PO001	specific fund	Article 44 §1 (a)	WinVentures Sp. z o.o., 00-375 Warszawa	2013	12.96	11.01	1.94	0.00	0.61	9.00				9.00					12.35					10.50				10.50	
22	Fundusz Gwarancyjny dla rozwoju innowacyjności MSP, Warszawa	2007PL161PO001	specific fund	Article 44 §1 (a)	Bank Gospodarstwa Krajowego, Al. Jerozolimskie 7, 00-955 Warszawa	2015	57.11	48.65	8.47	0.00	0.55	365.00	0.00	365.00	0.00	0.00	0.00	0.00	0.00	0.00	0.00	0.00	0.00	0.00	0.00	0.00	0.00	0.00	0.00	0.00	
23	Fundusz Pożyczkowy Wspierania Innowacji, Polska Agencja Rozwoju Przedsiębiorczości, Warszawa	2007PL161PO001	specific fund	Article 44 §1 (a)	Polska Agencja Rozwoju Przedsiębiorczości	2013	24.84	21.12	3.73	0.00	0.96	74.00	74.00	0.00	0.00	0.00	0.00	23.88	23.88	0.00	0.00	0.00	20.30	20.30	0.00	0.00	0.00	0.00	0.00	0.00	
24	BANK GOSPODARSTWA KRAJOWEGO (BGK), WARSZAWA	2007PL161PO003	HF	-	Bank Gospodarstwa Krajowego (BGK), Warszawa	2009	48.73	41.42	7.31	0.00	1.96																				
24.1	Fundusz poręczenia - Podkarpacki Fundusz Poręczeń Kredytowych, Rzeszów	2007PL161PO003	specific fund	Article 44 §1 (a)	Podkarpacki Fundusz Poręczeń Kredytowych, Rzeszów	2011	2.42	2.06	0.36	0.00	0.14	96.00		96.00				2.42		2.42			2.06				2.06				
24.2	Fundusz poręczenia - Warmińsko-Mazurski Fundusz "Poręczenia Kredytowe", Olsztyn	2007PL161PO003	specific fund	Article 44 §1 (a)	Warmińsko-Mazurski Fundusz "Poręczenia Kredytowe", Olsztyn	2011	3.28	2.79	0.49	0.00	0.20	130.00		130.00				3.28		3.28			2.79				2.79				
24.3	Fundusz pożyczkowy - Agencja Rozwoju Regionalnego "MARR" S.A., Mielec	2007PL161PO003	specific fund	Article 44 §1 (a)	Agencja Rozwoju Regionalnego "MARR" S.A., Mielec	2012	2.79	2.37	0.42	0.00	0.07	119.00	119.00					2.79	2.79				2.37	2.37							
24.4	Fundusz pożyczkowy - Bilgorajska Agencja Rozwoju Regionalnego, Bilgoraj	2007PL161PO003	specific fund	Article 44 §1 (a)	Bilgorajska Agencja Rozwoju Regionalnego, Bilgoraj	2012	0.54	0.46	0.08	0.00	0.04	20.00	20.00					0.54	0.54				0.46	0.46							
24.5	Fundusz pożyczkowy - Działowska Agencja Rozwoju, Działowo	2007PL161PO003	specific fund	Article 44 §1 (a)	Działowska Agencja Rozwoju, Działowo	2012	3.78	3.22	0.57	0.00	0.13	192.00	192.00					3.78	3.78				3.22	3.22							
24.6	Fundusz pożyczkowy - Fundacja Rozwoju Regionu Łukta, Łukta	2007PL161PO003	specific fund	Article 44 §1 (a)	Fundacja Rozwoju Regionu Łukta, Łukta	2012	1.89	1.60	0.28	0.00	0.05	90.00	90.00					1.89	1.89				1.60	1.60							
24.7	Fundusz pożyczkowy - Fundacja Wspierania Przedsiębiorczości Regionalnej, Gołdap	2007PL161PO003	specific fund	Article 44 §1 (a)	Fundacja Wspierania Przedsiębiorczości Regionalnej, Gołdap	2013	1.22	1.04	0.18	0.00	0.03	29.00	29.00					1.22	1.22				1.04	1.04							
24.8	Fundusz pożyczkowy - Fundacja Wspomagania Wsi, Warszawa	2007PL161PO003	specific fund	Article 44 §1 (a)	Fundacja Wspomagania Wsi, Warszawa	2012	3.30	2.81	0.50	0.00	0.09	554.00	554.00					3.30	3.30				2.81	2.81							
24.9	Fundusz pożyczkowy - IDEA BANK, Warszawa	2007PL161PO003	specific fund	Article 44 §1 (a)	IDEA BANK, Warszawa	2012	2.45	2.08	0.37	0.00	0.21	152.00	152.00					2.45	2.45				2.08	2.08							

Poland

PL

I. Description and identification of the entities which implement FEIs						II. Amounts of OP contributions paid to FEIs (HF or specific fund)					III. Investments made by FEIs in final recipients																
1	2	3	4		5	6	7=8+9+10	8	9	10	11	12=13+14+15+16	13	14	15	16	17=18+19+20+21	18	19	20	21	22=23+24+25+26	23	24	25	26	
No.	Name of the fund	Operational Programme(s)	Type of FEI		Fund manager	Fund set-up	Amounts of OP contributions paid to the fund or set aside in case of guarantees (HF or specific fund)	out of which			Management costs and fees	Total number of financial products offered	out of which				OP contributions invested in final recipients	out of which				SF contributions invested in final recipients	out of which				
			a) HF/specific fund	b) Article 44 §1 (a) or (b) or (c)				Structural Funds	National public re-financing	National private co-financing			loans	guarantees	equity / venture capital	other products		loan	guarantee	equity / venture capital	other product		loan	guarantee	equity / venture capital	other product	
24.10	Fundusz pożyczkowy - Inicjatywa Mikro, Kraków	2007PL161PO003	specific fund	Article 44 §1 (a)	Inicjatywa Mikro, Kraków	2012	3.40	2.89	0.51	0.00	0.16	241.00	241.00					3.40	3.40			2.89	2.89				
24.11	Fundusz pożyczkowy - Krajowe Stowarzyszenie Wspierania Przedsiębiorczości, w szczególności: Koneckie Stowarzyszenie Wspierania Przedsiębiorczości, Końskie	2007PL161PO003	specific fund	Article 44 §1 (a)	Krajowe Stowarzyszenie Wspierania Przedsiębiorczości, w szczególności: Koneckie Stowarzyszenie Wspierania Przedsiębiorczości, Końskie	2013	5.79	4.93	0.87	0.00	0.12	207.00	207.00					5.79	5.79			4.93	4.93				
24.12	Fundusz pożyczkowy - Lubelska Fundacja Rozwoju, Lublin	2007PL161PO003	specific fund	Article 44 §1 (a)	Lubelska Fundacja Rozwoju, Lublin	2012	5.11	4.34	0.77	0.00	0.22	297.00	297.00					5.11	5.11			4.34	4.34				
24.13	Fundusz pożyczkowy - Podlaska Fundacja Rozwoju Regionalnego, Białystok	2007PL161PO003	specific fund	Article 44 §1 (a)	Podlaska Fundacja Rozwoju Regionalnego, Białystok	2012	1.13	0.96	0.17	0.00	0.03	58.00	58.00					1.13	1.13			0.96	0.96				
24.14	Fundusz pożyczkowy - Polska Fundacja Wspomagania Rozwoju Gospodarczego OIC Poland, Lublin	2007PL161PO003	specific fund	Article 44 §1 (a)	Polska Fundacja Wspomagania Rozwoju Gospodarczego OIC Poland, Lublin	2013	0.47	0.40	0.07	0.00	5,168.00	45.00	45.00					0.47	0.47			0.40	0.40				
24.15	Fundusz pożyczkowy - Pomorski Fundusz Pożyczkowy Sp. z o.o., Gdańsk	2007PL161PO003	specific fund	Article 44 §1 (a)	Pomorski Fundusz Pożyczkowy Sp. z o.o., Gdańsk	2013	0.27	0.23	0.04	0.00	0.01	10.00	10.00					0.27	0.27			0.23	0.23				
24.16	Fundusz pożyczkowy - Regionalna Izba Gospodarcza w Siałowej Woli, Siałowa Wola	2007PL161PO003	specific fund	Article 44 §1 (a)	Regionalna Izba Gospodarcza w Siałowej Woli, Siałowa Wola	2012	1.44	1.23	0.22	0.00	0.05	48.00	48.00					1.44	1.44			1.23	1.23				
24.17	Fundusz pożyczkowy - Stowarzyszenie "Centrum Rozwoju Ekonomicznego Pasłęka", Pasłęka	2007PL161PO003	specific fund	Article 44 §1 (a)	Stowarzyszenie "Centrum Rozwoju Ekonomicznego Pasłęka", Pasłęka	2014	1.37	1.17	0.21	0.00	5,548.00	76.00	76.00					1.37	1.37			1.17	1.17				
24.18	Fundusz pożyczkowy - Towarzystwo Inicjatyw Społeczno-Ekonomicznych, Warszawa	2007PL161PO003	specific fund	Article 44 §1 (a)	Towarzystwo Inicjatyw Społeczno-Ekonomicznych, Warszawa	2012	3.02	2.57	0.45	0.00	0.14	113.00	113.00					3.02	3.02			2.57	2.57				
24.19	Fundusz pożyczkowy - Warmińsko-Mazurska Agencja Rozwoju Regionalnego S.A., Olsztyn	2007PL161PO003	specific fund	Article 44 §1 (a)	Warmińsko-Mazurska Agencja Rozwoju Regionalnego S.A., Olsztyn	2013	1.45	1.23	0.22	0.00	0.01	35.00	35.00					1.45	1.45			1.23	1.23				
25	DOLNOŚLĄSKI FUNDUSZ POWIERNICZY	2007PL161PO005	HF	-	Bank Gospodarstwa Krajowego, bank państwowy, Polska	2009	99.27	99.27	0.00	0.00	2.95																
25.1	Dolnośląski Fundusz Powierniczy	2007PL161PO005	specific fund				0.00	0.00	0.00	0.00																	

Poland

PL

I. Description and identification of the entities which implement FEIs						II. Amounts of OP contributions paid to FEIs (HF or specific fund)					III. Investments made by FEIs in final recipients																							
1	2	3	4		5	6	7=8+9+10	8	9	10	11	12=13+14+15+16	13	14	15	16	17=18+19+20+21	18	19	20	21	22=23+24+25+26	23	24	25	26								
No.	Name of the fund	Operational Programme(s)	Type of FEI		Fund manager	Fund set-up	Amounts of OP contributions paid to the fund or set aside in case of guarantees (HF or specific fund)	out of which			Management costs and fees	Total number of financial products offered	out of which				OP contributions invested in final recipients	out of which				SF contributions invested in final recipients	out of which											
			a) HF/specific fund	b) Article 44 §1 (a) or (b) or (c)				Structural Funds	National public re-financing	National private co-financing			loans	guarantees	equity / venture capital	other products		loan	guarantee	equity / venture capital	other product		loan	guarantee	equity / venture capital	other product								
25.2	Poleczenie portfelowe Banku Polskiej Spółdzielczości S.A. (konkurs 3.1/2011/DFF)	2007PL161PO005	specific fund	Article 44 §1 (a)	Bank Polskiej Spółdzielczości S.A., ul. Pocka 9/11b, 01-231 Warszawa	2012	1.84	1.84	0.00	0.00	0.05	79.00		79.00				1.83		1.83														
25.3	Poleczenie portfelowe FM Banku S.A. (konkurs 3.1/2011/DFF; konkurs 3.2/2012/DFF)	2007PL161PO005	specific fund	Article 44 §1 (a)	FM Bank S.A., ul. Solec 38, 00-394 Warszawa	2012	1.90	1.90	0.00	0.00	0.05	332.00		332.00					1.84		1.84													
						2013	2.08	2.08	0.00	0.00	0.01	311.00		311.00								0.71		0.71										
25.4	Poleczenie portfelowe Inicjatywa Mikro sp. z o.o. (konkurs 3.2/2012/DFF)	2007PL161PO005	specific fund	Article 44 §1 (a)	Inicjatywa Mikro sp. z o.o., Aleja Krasińskiego 11a, 31-111 Kraków	2013	0.31	0.31	0.00	0.00	7.843.00	29.00		29.00					0.06		0.06													
25.5	Pożyczka globalna Agencji Leasingu i Finansów S.A. (konkurs 2.3/2012/DFF; konkurs 2.4/2013/DFF; konkurs 2.6/2014/DFF)	2007PL161PO005	specific fund	Article 44 §1 (a)	Agencja Leasingu i Finansów S.A., ul. Piłsudskiego 13, 50-048 Wrocław	2013	1.22	1.22	0.00	0.00	0.08	46.00	46.00		46.00					1.22	1.22													
						2013	1.03	1.03	0.00	0.00	5.847.00	36.00	36.00									0.91	0.91											
						2014	0.05	0.05	0.00	0.00	0.00	1.00	1.00										0.05	0.05										
25.6	Pożyczka globalna Agencji Rozwoju Regionalnego "AGROREG" S.A. (konkurs 2.1/2010/DFF; konkurs 2.2/2011/DFF; konkurs 2.3/2012/DFF; konkurs 2.4/2013/DFF)	2007PL161PO005	specific fund	Article 44 §1 (a)	Agencja Rozwoju Regionalnego "AGROREG" S.A., ul. Kłodzka 27, 57-402 Nowa Ruda	2011	1.96	1.96	0.00	0.00	0.17	82.00	82.00		82.00					1.92	1.92													
						2011	2.45	2.45	0.00	0.00	0.16	119.00	119.00										2.45	2.45										
						2012	3.67	3.67	0.00	0.00	0.12	73.00	73.00											3.67	3.67									
						2013	2.57	2.57	0.00	0.00	0.03	32.00	32.00												1.15	1.15								
25.7	Pożyczka globalna Agencji Rozwoju Regionalnego ARLEG S.A. (konkurs 2.4/2013/DFF; konkurs 2.6/2014/DFF)	2007PL161PO005	specific fund	Article 44 §1 (a)	Agencja Rozwoju Regionalnego ARLEG S.A., ul. Rataja 26, 59-220 Legnica	2013	1.22	1.22	0.00	0.00	8.979.00	46.00	46.00		46.00					0.90	0.90													
						2014	0.00	0.00	0.00	0.00	0.00	0.00	0.00											0.00	0.00									
25.8	Pożyczka globalna Banku Spółdzielczego w Trzebnicy (konkurs 2.2/2011/DFF)	2007PL161PO005	specific fund	Article 44 §1 (a)	Bank Spółdzielczy w Trzebnicy, ul. Prusicka 1, 55-100 Trzebnica	2012	0.46	0.46	0.00	0.00	8.385.00	27.00	27.00		27.00					0.46	0.46													
25.9	Pożyczka globalna Dolnośląskiego Funduszu Regionalnego sp. z o.o. (konkurs 2.3/2012/DFF)	2007PL161PO005	specific fund	Article 44 §1 (a)	Dolnośląski Fundusz Regionalny Sp. z o.o., Wita Stwosza 3, 50-148 Wrocław	2013	3.68	3.68	0.00	0.00	0.22	96.00	96.00		96.00					3.68	3.68													
25.10	Pożyczka globalna Funduszu Regionu Wąbrzyńskiego (konkurs 2.1/2010/DFF; konkurs 2.2/2011/DFF; konkurs 2.3/2012/DFF; konkurs 2.4/2013/DFF; konkurs 2.6/2014/DFF)	2007PL161PO005	specific fund	Article 44 §1 (a)	Fundusz Regionu Wąbrzyńskiego, ul. Limanowskiego 15, 58-300 Wąbrzych	2010	2.45	2.45	0.00	0.00	0.19	136.00	136.00		136.00						2.45	2.45												
						2011	3.67	3.67	0.00	0.00	0.22	171.00	171.00											3.67	3.67									
						2012	4.89	4.89	0.00	0.00	0.17	145.00	145.00												4.89	4.89								
						2013	7.34	7.34	0.00	0.00	0.09	182.00	182.00													7.24	7.24							
						2014	1.51	1.51	0.00	0.00	0.00	49.00	49.00													1.51	1.51							

Poland

PL

I. Description and identification of the entities which implement FEIs						II. Amounts of OP contributions paid to FEIs (HF or specific fund)					III. Investments made by FEIs in final recipients																				
1	2	3	4		5	6	7=8+9+10	8	9	10	11	12=13+14+15+16	13	14	15	16	17=18+19+20+21	18	19	20	21	22=23+24+25+26	23	24	25	26					
No.	Name of the fund	Operational Programme(s)	Type of FEI		Fund manager	Fund set-up	Amounts of OP contributions paid to the fund or set aside in case of guarantees (HF or specific fund)	out of which			Management costs and fees	Total number of financial products offered	out of which				OP contributions invested in final recipients	out of which				SF contributions invested in final recipients	out of which								
			a) HF/specific fund	b) Article 44 §1 (a) or (b) or (c)				Structural Funds	National public re-financing	National private co-financing			loans	guarantees	equity / venture capital	other products		loan	guarantee	equity / venture capital	other product		loan	guarantee	equity / venture capital	other product					
25.11	Pożyczka globalna IDEA Bank S.A. (konkurs 2.3/2012/DFP; konkurs 2.4/2013/DFP)	2007PL161PO005	specific fund	Article 44 §1 (a)	IDEA Bank S.A., ul. Przykopowa 33, 01-208 Warszawa	2013	7.34	7.34	0.00	0.00	0.18	257.00	257.00					6.35	6.35			6.35	6.35								
						2013	7.34	7.34	0.00	0.00	0.00	217.00	217.00									4.93	4.93			4.93	4.93				
25.12	Pożyczka globalna IKB Leasing Polska sp. z o.o. (konkurs 2.2/2011/DFP; konkurs 2.4/2013/DFP)	2007PL161PO005	specific fund	Article 44 §1 (a)	IKB Leasing Polska sp z o.o., Pl. Andersa 3, 61-894 Poznań	2012	1.84	1.84	0.00	0.00	0.15	38.00	38.00					1.49	1.49			1.49	1.49								
						2013	0.07	0.07	0.00	0.00	2.081.00	3.00	3.00									0.05	0.05			0.05	0.05				
25.13	Pożyczka globalna Inicjatyw Mikro sp. z o.o. (konkurs 2.3/2012/DFP)	2007PL161PO005	specific fund	Article 44 §1 (a)	Inicjatywa Mikro Sp. z o.o., Aleja Kraańskiego 11a, 31-111 Kraków	2013	1.36	1.36	0.00	0.00	0.07	41.00	41.00					0.92	0.92			0.92	0.92								
25.14	Pożyczka globalna Karkonoskiej Agencji Rozwoju Regionalnego S.A. (konkurs 2.2/2011/DFP; konkurs 2.3/2012/DFP; konkurs 2.6/2014/DFP)	2007PL161PO005	specific fund	Article 44 §1 (a)	Karkonoska Agencja Rozwoju Regionalnego S.A., ul. 1-go Maja 27, 58-500 Jelenia Góra	2012	2.46	2.46	0.00	0.00	0.14	89.00	89.00					2.46	2.46			2.46	2.46								
						2013	2.45	2.45	0.00	0.00	0.06	72.00	72.00									2.45	2.45			2.45	2.45				
						2014	1.84	1.84	0.00	0.00	0.00	1.00	1.00										0.02	0.02			0.02	0.02			
25.15	Pożyczka globalna Polskiej Fundacji Przedsiębiorczości (konkurs 2.1/2010/DFP; konkurs 2.2/2011/DFP; konkurs 2.3/2012/DFP)	2007PL161PO005	specific fund	Article 44 §1 (a)	Polska Fundacja Przedsiębiorczości, ul. Monte Cassino 32, 70-466 Szczecin	2011	2.45	2.45	0.00	0.00	0.18	110.00	110.00					2.42	2.42			2.42	2.42								
						2012	4.89	4.89	0.00	0.00	0.29	183.00	183.00									4.89	4.89			4.89	4.89				
						2013	3.63	3.63	0.00	0.00	0.04	72.00	72.00										3.63	3.63			3.63	3.63			
25.16	Pożyczka globalna Sudeckiego Stowarzyszenia Inicjatyw Gospodarczych (konkurs 2.1/2010/DFP; konkurs 2.2/2011/DFP; konkurs 2.3/2012/DFP; konkurs 2.4/2013/DFP; konkurs 2.6/2014/DFP)	2007PL161PO005	specific fund	Article 44 §1 (a)	Sudeckie Stowarzyszenie Inicjatyw Gospodarczych, Al. Niepodległości 14, 58-100 Świdnica	2010	0.37	0.37	0.00	0.00	0.03	31.00	31.00					0.37	0.37			0.37	0.37								
						2011	0.73	0.73	0.00	0.00	0.05	38.00	38.00									0.73	0.73			0.73	0.73				
						2012	1.47	1.47	0.00	0.00	0.07	59.00	59.00									1.47	1.47			1.47	1.47				
						2013	1.22	1.22	0.00	0.00	0.02	41.00	41.00										1.18	1.18			1.18	1.18			
						2014	0.49	0.49	0.00	0.00	0.00	10.00	10.00										0.23	0.23			0.23	0.23			
25.17	Pożyczka globalna Towarzystwa Inwestycji Społeczno-Ekonomicznych S.A. (konkurs 2.6/2014/DFP)	2007PL161PO005	specific fund	Article 44 §1 (a)	Towarzystwo Inicjatyw Społeczno-Ekonomicznych S.A., ul. Okopowa 56, 01-042 Warszawa	2014	0.73	0.73	0.00	0.00	0.00	0.00	0.00					0.00	0.00			0.00	0.00								
25.18	Ropocześnie Dołnośląskiego Funduszu Gospodarczego sp. z o.o. (konkurs 1.1/2010/DFP; konkurs 1.2/2012/DFP; konkurs 1.3/2014/DFP)	2007PL161PO005	specific fund	Article 44 §1 (a)	Dołnośląski Fundusz Gospodarczy sp z o.o., ul Włsa Stowca 3, 50-148 Wrocław	2011	3.67	3.67	0.00	0.00	0.21	161.00		161.00					3.66	3.66			3.66	3.66							
						2013	2.45	2.45	0.00	0.00	0.20	135.00			135.00							2.36	2.36			2.36	2.36				
						2014	1.84	1.84	0.00	0.00	0.00	20.00											0.31	0.31			0.31	0.31			

Poland

PL

I. Description and identification of the entities which implement FEIs						II. Amounts of OP contributions paid to FEIs (HF or specific fund)					III. Investments made by FEIs in final recipients																			
1	2	3	4		5	6	7=8+9+10	8	9	10	11	12=13+14+15+16	13	14	15	16	17=18+19+20+21	18	19	20	21	22=23+24+25+26	23	24	25	26				
No.	Name of the fund	Operational Programme(s)	Type of FEI		Fund manager	Fund set-up	Amounts of OP contributions paid to the fund or set aside in case of guarantees (HF or specific fund)	out of which			Management costs and fees	Total number of financial products offered	out of which				OP contributions invested in final recipients	out of which				SF contributions invested in final recipients	out of which							
			a) HF/specific fund	b) Article 44 §1 (a) or (b) or (c)				Structural Funds	National public re-financing	National private co-financing			loans	guarantees	equity / venture capital	other products		loan	guarantee	equity / venture capital	other product		loan	guarantee	equity / venture capital	other product				
25.19	Reporęczenie Funduszu Poręczeń Kredytowych POLFUND S.A. (konkurs 1.2/2012/DFP)	2007PL161PO005	specific fund	Article 44 §1 (a)	Fundusz Poręczeń Kredytowych POLFUND S.A. ul. Monte Cassino 32, 70-466 Szczecin	2013	0.98	0.98	0.00	0.00	0.01	19.00		19.00				0.34		0.34				0.34						
25.20	Reporęczenie Funduszu Poręczeń Kredytowych Powiatu Dzierżonowskiego sp. z o.o. (konkurs 1.1/2010/DFP; konkurs 1.2/2012/DFP)	2007PL161PO005	specific fund	Article 44 §1 (a)	Fundusz Poręczeń Kredytowych Powiatu Dzierżonowskiego sp. z o.o., ul. Batalionów Chłopskich 19, 58-200 Dzierżonów	2010	0.61	0.61	0.00	0.00	0.03	64.00		64.00					0.61		0.61				0.61					
						2013	0.31	0.31	0.00	0.00	0.01	72.00		72.00								0.26		0.26				0.26		
25.21	Reporęczenie Funduszu Poręczeń Kredytowych sp. z o.o. w Jeleniej Górze (konkurs 1.1/2010/DFP; konkurs 1.2/2012/DFP)	2007PL161PO005	specific fund	Article 44 §1 (a)	Fundusz Poręczeń Kredytowych sp. z o.o. w Jeleniej Górze, ul. 1-go Maja 27, 58-500 Jelenia Góra	2010	1.08	1.08	0.00	0.00	0.05	50.00		50.00						1.03		1.03				1.03				
						2013	0.61	0.61	0.00	0.00	0.02	18.00		18.00									0.15		0.15				0.15	
26	KUJAWSKO-POMORSKI FUNDUSZ POŻYCZKOWY SP. Z O.O.; TORUŃ	2007PL161PO006	HF	-	Kujawsko-Pomorski Fundusz Pożyczkowy Sp. z o.o., Toruń	2010	10.04	8.53	1.51	0.00	0.00																			
26.1	Bank Spółdzielczy w Nakle n/Notecią; Nakło n/Notecią	2007PL161PO006	specific fund	Article 44 §1 (a)	Bank Spółdzielczy w Nakle n/Notecią; Nakło n/Notecią	2013	1.50	1.27	0.22	0.00	0.00	76.00		76.00					1.50		1.50				1.27		1.27			
26.2	Grudziądzkie Poręczenia Kredytowe Sp. z o.o., Grudziądz	2007PL161PO006	specific fund	Article 44 §1 (a)	Grudziądzkie Poręczenia Kredytowe Sp. z o.o., Grudziądz	2011	0.00	0.00	0.00	0.00	0.00	1.00		1.00					8,827.00		8,827.00				7,503.00		7,503.00			
26.3	Kujawsko-Dobrzyński Bank Spółdzielczy (I), (II); Włocławek	2007PL161PO006	specific fund	Article 44 §1 (a)	Kujawsko-Dobrzyński Bank Spółdzielczy (I), (II); Włocławek	2012	0.89	0.76	0.13	0.00	0.00	43.00		43.00						0.89		0.89				0.76		0.76		
						2013	1.44	1.22	0.22	0.00	0.00	76.00		76.00									1.44		1.44				1.22	
26.4	Kujawsko-Pomorski Fundusz Poręczeń Kredytowych Sp. z o.o., Toruń	2007PL161PO006	specific fund	Article 44 §1 (a)	Kujawsko-Pomorski Fundusz Poręczeń Kredytowych Sp. z o.o., Toruń	2011	0.00	0.00	0.00	0.00	0.00	5.00		5.00					0.10		0.10				0.08		0.08			
26.5	Piastowski Bank Spółdzielczy; Janikowo	2007PL161PO006	specific fund	Article 44 §1 (a)	Piastowski Bank Spółdzielczy; Janikowo	2013	1.22	1.04	0.18	0.00	0.00	54.00		54.00						1.22		1.22				1.04		1.04		
26.6	Polska Fundacja Przedsiębiorczości (I), (II); Szczecin	2007PL161PO006	specific fund	Article 44 §1 (a)	Polska Fundacja Przedsiębiorczości (I), (II); Szczecin	2011	1.17	1.00	0.18	0.00	0.00	44.00		44.00						1.17		1.17				1.00		1.00		
						2014	0.71	0.60	0.11	0.00	0.00	26.00		26.00									0.71		0.71				0.60	
26.7	Poręczenia Kredytowe Sp. z o.o., Warszawa	2007PL161PO006	specific fund	Article 44 §1 (a)	Poręczenia Kredytowe Sp. z o.o., Warszawa	2011	0.64	0.55	0.10	0.00	0.00	34.00		34.00					0.64		0.64				0.55		0.55			
26.8	Toruński Fundusz Poręczeń Kredytowych Sp. z o.o. (I), (II); Toruń	2007PL161PO006	specific fund	Article 44 §1 (a)	Toruński Fundusz Poręczeń Kredytowych Sp. z o.o. (I), (II); Toruń	2011	0.00	0.00	0.00	0.00	0.00	26.00		26.00						0.38		0.38				0.32		0.32		
						2014	1.98	1.69	0.30	0.00	0.00	46.00		46.00									1.98		1.98				1.69	
27	Bydgoski Fundusz Poręczeń Kredytowych Spółka z ograniczoną odpowiedzialnością; Bydgoszcz	2007PL161PO006	specific fund	Article 44 §1 (a)	Bydgoski Fundusz Poręczeń Kredytowych Spółka z ograniczoną odpowiedzialnością ul. Gdańska 32 85-006 Bydgoszcz	2009	3.18	3.18	0.00	0.00	0.00	77.00	0.00	77.00	0.00	0.00			3.18	0.00	3.18	0.00	0.00		3.18	0.00	0.00		0.00	

Poland

PL

I. Description and identification of the entities which implement FEIs						II. Amounts of OP contributions paid to FEIs (HF or specific fund)					III. Investments made by FEIs in final recipients																													
1	2	3	4		5	6	7+8+9+10			11	12=13+14+15+16	13	14	15	16	17=18+19+20+21	18	19	20	21	22=23+24+25+26	23	24	25	26															
			Operational Programme(s)	Type of FEI			Fund manager	Fund set-up	Amounts of OP contributions paid to the fund or set aside in case of guarantees (HF or specific fund)																	out of which			Management costs and fees	Total number of financial products offered	out of which				OP contributions invested in final recipients	out of which				
				a) HF/specific fund																						b) Article 44 §1 (a) or (b) or (c)	Structural Funds	National public re-financing			National private co-financing	loans	guarantees	equity / venture capital		other products	loan	guarantee	equity / venture capital	other product
28	Grudziądzkie Poręczenia Kredytowe Spółka z ograniczoną odpowiedzialnością; Grudziądz, [I]	2007PL161PO006	specific fund	Article 44 §1 (a)	Grudziądzkie Poręczenia Kredytowe Spółka z ograniczoną odpowiedzialnością, ul. Siemkiewicza 22, 86-300 Grudziądz	2009	1.93	1.93	0.00	0.00	0.00	60.00	0.00	60.00	0.00	0.00	1.93	0.00	1.93	0.00	0.00	1.93		1.93	0.00	0.00														
						2010	1.23	1.23	0.00	0.00	0.00	36.00	0.00	36.00	0.00	0.00	1.23	0.00	1.23	0.00	0.00	1.23		1.23	0.00	0.00														
29	Kujawskie Poręczenia Kredytowe Spółka z ograniczoną odpowiedzialnością; Włocławek	2007PL161PO006	specific fund	Article 44 §1 (a)	Kujawskie Poręczenia Kredytowe Spółka z ograniczoną odpowiedzialnością, ul. Toruńska 148 lok B07, 87-800 Włocławek	2009	1.75	1.75	0.00	0.00	0.00	62.00	0.00	62.00	0.00	0.00	1.75	0.00	1.75	0.00	0.00	1.75		1.75	0.00	0.00														
30	Kujawsko-Pomorski Fundusz Poręczeń Kredytowych Spółka z ograniczoną odpowiedzialnością; Toruń	2007PL161PO006	specific fund	Article 44 §1 (a)	Kujawsko-Pomorski Fundusz Poręczeń Kredytowych Spółka z ograniczoną odpowiedzialnością, ul. Szosa Chreleńska 26, 87-100 Toruń	2009	9.26	9.26	0.00	0.00	0.00	173.00	0.00	173.00	0.00	0.00	9.26	0.00	9.26	0.00	0.00	9.26		9.26	0.00	0.00														
31	Kujawsko-Pomorski Fundusz Pożyczkowy Sp. z o.o.; Toruń, [II]	2007PL161PO006	specific fund	Article 44 §1 (a)	Kujawsko-Pomorski Fundusz Pożyczkowy Sp. z o.o., ul. Włocławska 167, 87-100 Toruń	2009	8.74	8.74	0.00	0.00	0.00	238.00	238.00	0.00	0.00	0.00	8.74	8.74	0.00	0.00	0.00	8.74	8.74	0.00	0.00	0.00														
						2015	3.17	3.17	0.00	0.00	0.00	81.00	81.00	0.00	0.00	0.00	3.17	3.17	0.00	0.00	0.00	3.17	3.17	0.00	0.00	0.00	0.00													
32	Polskie Towarzystwo Ekonomiczne Oddział w Bydgoszczy; Bydgoszcz	2007PL161PO006	specific fund	Article 44 §1 (a)	Polskie Towarzystwo Ekonomiczne, ul. Długa 34, 85-034 Bydgoszcz	2010	1.12	1.12	0.00	0.00	0.00	32.00	32.00	0.00	0.00	0.00	1.12	1.12	0.00	0.00	0.00	1.12	1.12	0.00	0.00	0.00														
33	Subregionalny Fundusz Pożyczkowy "KULAWIAK-INWESTYJCJE"; Szczecin	2007PL161PO006	specific fund	Article 44 §1 (a)	Polska Fundacja Przedsiębiorczości (Polish Enterprise Foundation), ul. Monte Cassino 32, 70-466 Szczecin	2010	2.49	2.49	0.00	0.00	0.00	81.00	81.00	0.00	0.00	0.00	2.49	2.49	0.00	0.00	0.00	2.49	2.49	0.00	0.00	0.00														
34	Toruński Fundusz Poręczeń Kredytowych Spółka z ograniczoną odpowiedzialnością; Toruń	2007PL161PO006	specific fund	Article 44 §1 (a)	Toruński Fundusz Poręczeń Kredytowych Spółka z ograniczoną odpowiedzialnością, ul. Kopernika 27, 87-100 Toruń	2009	2.02	2.02	0.00	0.00	0.00	49.00	0.00	49.00	0.00	0.00	2.02	0.00	2.02	0.00	0.00	2.02		2.02	0.00	0.00														
35	Fundusz Pożyczkowy Bilgorajskiej Agencji Rozwoju Regionalnego S.A.; Bilgoraj	2007PL161PO007	specific fund	Article 44 §1 (a)	Bilgorajska Agencja Rozwoju Regionalnego S.A., Bilgoraj	2009	2.98	2.98	0.00	0.00	0.42	218.00	218.00	0.00	0.00	0.00	2.55	2.55	0.00	0.00	0.00	2.55	2.55	0.00	0.00	0.00														
36	Fundusz Pożyczkowy Fundacji "OIC Poland"; Lublin	2007PL161PO007	specific fund	Article 44 §1 (a)	Polska Fundacja Ośrodków Wspomagania Rozwoju Gospodarczego "OIC Poland", Lublin	2009	1.58	1.58	0.00	0.00	0.26	118.00	118.00	0.00	0.00	0.00	1.32	1.32	0.00	0.00	0.00	1.32	1.32	0.00	0.00	0.00														
37	Fundusz Pożyczkowy Fundacji Puławskie Centrum Przedsiębiorczości; Puławy	2007PL161PO007	specific fund	Article 44 §1 (a)	Fundacja Puławskie Centrum Przedsiębiorczości, Puławy	2009	2.97	2.97	0.00	0.00	0.46	232.00	232.00	0.00	0.00	0.00	2.51	2.51	0.00	0.00	0.00	2.51	2.51	0.00	0.00	0.00														
38	Polski Fundusz Gwarancyjny Spółka z ograniczoną odpowiedzialnością; Lublin	2007PL161PO007	specific fund	Article 44 §1 (a)	Polski Fundusz Gwarancyjny Sp. z o.o., Lublin	2009	7.99	6.79	1.20	0.00	0.28	86.00	0.00	86.00	0.00	0.00	7.71	0.00	7.71	0.00	0.00	6.55		6.55	0.00	0.00														
39	Puławski Fundusz Poręczeń Kredytowych; Puławy	2007PL161PO007	specific fund	Article 44 §1 (a)	Puławski Fundusz Poręczeń Kredytowych, Puławy	2009	2.34	1.99	0.35	0.00	0.11	53.00	0.00	53.00	0.00	0.00	2.23	0.00	2.23	0.00	0.00	1.90		1.90	0.00	0.00														

Poland

PL

I. Description and identification of the entities which implement FEIs						II. Amounts of OP contributions paid to FEIs (HF or specific fund)					III. Investments made by FEIs in final recipients															
1	2	3	4		5	6	7=8+9+10	8	9	10	11	12=13+14+15+16	13	14	15	16	17=18+19+20+21	18	19	20	21	22=23+24+25+26	23	24	25	26
No.	Name of the fund	Operational Programme(s)	Type of FEI		Fund manager	Fund set-up	Amounts of OP contributions paid to the fund or set aside in case of guarantees (HF or specific fund)	out of which			Management costs and fees	Total number of financial products offered	out of which				OP contributions invested in final recipients	out of which				SF contributions invested in final recipients	out of which			
			a) HF/specific fund	b) Article 44 §1 (a) or (b) or (c)				Structural Funds	National public re-financing	National private co-financing			loans	guarantees	equity / venture capital	other products		loan	guarantee	equity / venture capital	other product		loan	guarantee	equity / venture capital	other product
40	Regionalny Fundusz Pożyczkowy Lubelskiej Fundacji Rozwoju, Lublin	2007PL161PO007	specific fund	Article 44 §1 (a)	Lubelska Fundacja Rozwoju, Warszawa	2009	23.22	22.79	0.43	0.00	2.72	1,030.00	1,030.00	0.00	0.00	0.00	20.51	20.51	0.00	0.00	0.00	20.12	20.12	0.00	0.00	0.00
41	Agencja Rozwoju Regionalnego S.A. (Lubuski Fundusz Pożyczkowy) - Zielona Góra (RPLB.02.05.00-08-02/09), (RPLB.02.05.00-08-004/13)	2007PL161PO008	specific fund	Article 44 §1 (a)	Agencja Rozwoju Regionalnego S.A. (Lubuski Fundusz Pożyczkowy) - Zielona Góra	2009	2.84	2.84	0.00	0.00	0.51	119.00	119.00	0.00	0.00	0.00	2.84	2.84	0.00	0.00	0.00	2.84	2.84	0.00	0.00	0.00
						2013	1.07	1.07	0.00	0.00	0.10	39.00	39.00	0.00	0.00	0.00	1.07	1.07	0.00	0.00	0.00	1.07	1.07	0.00	0.00	0.00
42	ECDF sp. z o.o. - Poznań	2007PL161PO008	specific fund	Article 44 §1 (a)	ECDF sp. z o.o. - Poznań	2013	0.67	0.67	0.00	0.00	0.03	34.00	34.00	0.00	0.00	0.00	0.67	0.67	0.00	0.00	0.00	0.67	0.67	0.00	0.00	0.00
43	Fundacja "Przedsiębiorczość" (Fundusz pożyczkowy w Zarach) - Żary (RPLB.02.05.00-08-003/10), (RPLB.02.05.00-08-006/13)	2007PL161PO008	specific fund	Article 44 §1 (a)	Fundacja "Przedsiębiorczość" (Fundusz pożyczkowy w Zarach) - Żary	2010	0.72	0.72	0.00	0.00	0.12	36.00	36.00	0.00	0.00	0.00	0.72	0.72	0.00	0.00	0.00	0.72	0.72	0.00	0.00	0.00
						2013	0.57	0.57	0.00	0.00	0.05	16.00	16.00	0.00	0.00	0.00	0.57	0.57	0.00	0.00	0.00	0.57	0.57	0.00	0.00	0.00
44	Lubuski Fundusz Poręczeń Kredytowych Sp. z o.o. - Zielona Góra (RPLB.02.05.00-08-001/09), (RPLB.02.05.00-08-001/13)	2007PL161PO008	specific fund	Article 44 §1 (a)	Lubuski Fundusz Poręczeń Kredytowych Sp. z o.o. - Zielona Góra	2009	2.45	2.45	0.00	0.00	0.32	100.00	0.00	100.00	0.00	0.00	2.45	0.00	2.45	0.00	0.00	2.45	2.45	0.00	0.00	0.00
						2013	0.48	0.48	0.00	0.00	0.03	24.00	0.00	24.00	0.00	0.00	0.48	0.00	0.48	0.00	0.00	0.48	0.48	0.00	0.00	0.00
45	Stowarzyszenie Wspierania Małej przedsiębiorczości z siedzibą w Dobiegniewie (Fundusz Pożyczkowy w Dobiegniewie) - Dobiegniew	2007PL161PO008	specific fund	Article 44 §1 (a)	Stowarzyszenie Wspierania Małej przedsiębiorczości z siedzibą w Dobiegniewie (Fundusz Pożyczkowy w Dobiegniewie) - Dobiegniew	2009	1.44	1.44	0.00	0.00	0.17	142.00	142.00	0.00	0.00	0.00	1.44	1.44	0.00	0.00	1.44	1.44	0.00	0.00	0.00	
46	Wojewódzki Zakład Doskonalenia Zawodowego w Gorzowie Wielkopolskim - Gorzów Wielkopolski	2007PL161PO008	specific fund	Article 44 §1 (a)	Wojewódzki Zakład Doskonalenia Zawodowego w Gorzowie Wielkopolskim - Gorzów Wielkopolski	2013	0.18	0.18	0.00	0.00	0.01	30.00	30.00	0.00	0.00	0.00	0.18	0.18	0.00	0.00	0.18	0.18	0.00	0.00	0.00	
47	JEREMIE (JOINT EUROPEAN RESOURCES FOR MIKRO TO MEDIUM ENTERPRISES) HOLDING FUND FOR ŁÓDZKIE REGION, ŁÓDŹ	2007PL161PO009	HF	-	Bank Gospodarstwa Krajowego based in Warsaw, Poland	2009	51.82	35.71	16.11	0.00	2.57															
47.1	Fundusz Poręczeńowy ESBANK Bank Spółdzielczy, Radomsko (11), (14)	2007PL161PO009	specific fund	Article 44 §1 (a)	ESBANK Bank Spółdzielczy, Radomsko	2012	0.90	0.58	0.31	0.00	0.02	23.00		23.00			0.90	0.90			0.58		0.58			
						2013	2.37	1.54	0.83	0.00	0.03	63.00		63.00			2.37	2.37			1.54		1.54			
47.2	Fundusz Poręczeńowy FM BANK S.A., Warszawa (12), (15)	2007PL161PO009	specific fund	Article 44 §1 (a)	FM BANK S.A., Warszawa	2012	1.79	1.16	0.63	0.00	0.04	154.00		154.00			1.52	1.52			0.99		0.99			
						2013	5.70	3.70	1.99	0.00	0.01	237.00		237.00			2.12	2.12			1.38		1.38			

Poland

PL

I. Description and identification of the entities which implement FEIs						II. Amounts of OP contributions paid to FEIs (HF or specific fund)						III. Investments made by FEIs in final recipients																
1	2	3	4		5	6	7=8+9+10			11	12=13+14+15+16	13	14	15	16	17=18+19+20+21	18	19	20	21	22=23+24+25+26	23	24	25	26			
			a) HF/specific fund	b) Article 44 §1 (a) or (b) or (c)			Amounts of OP contributions paid to the fund or set aside in case of guarantees (HF or specific fund)	out of which	Structural Funds																	National public re-financing	National private co-financing	Management costs and fees
No.	Name of the fund	Operational Programme(s)	Type of FEI	Fund manager	Fund set-up	Amounts of OP contributions paid to the fund or set aside in case of guarantees (HF or specific fund)	Structural Funds	National public re-financing	National private co-financing	Management costs and fees	Total number of financial products offered	loans	guarantees	equity / venture capital	other products	OP contributions invested in final recipients	loan	guarantee	equity / venture capital	other product	SF contributions invested in final recipients	loan	guarantee	equity / venture capital	other product			
47.3	Fundusz Poręczenia - Łódzka Agencja Rozwoju Regionalnego S.A., Łódź (13)	2007PL161PO009	specific fund	Article 44 §1 (a)	Łódzka Agencja Rozwoju Regionalnego S.A., Łódź	2012	2.37	1.54	0.83	0.00	0.04	17.00		17.00		0.97		0.97			0.63		0.63					
47.4	Fundusz Pożyczkowy - Fundacja Rozwoju Gminy Żelów, Żelów (2), (5), (35)	2007PL161PO009	specific fund	Article 44 §1 (a)	Fundacja Rozwoju Gminy Żelów, Żelów	2011	1.66	1.08	0.58	0.00	0.17	121.00	121.00				1.63	1.63				1.06	1.06					
						2012	2.37	1.54	0.83	0.00	0.15	91.00	91.00				2.33	2.33					1.51	1.51				
						2016	0.94	0.82	0.13	0.00	0.00	9.00	9.00				0.60	0.60						0.52	0.52			
47.5	Fundusz Pożyczkowy - Idea Bank S.A., Warszawa (17)	2007PL161PO009	specific fund	Article 44 §1 (a)	Idea Bank S.A., Warszawa (17)	2013	2.37	1.54	0.83	0.00	0.12	64.00	64.00				1.37	1.37			0.89	0.89						
47.6	Fundusz Pożyczkowy - IKB Leasing Polska Sp. z o.o., Poznań (10)	2007PL161PO009	specific fund	Article 44 §1 (a)	IKB Leasing Polska Sp. z o.o., Poznań	2012	1.94	1.26	0.68	0.00	0.12	59.00	59.00				1.94	1.94			1.26	1.26						
47.7	Fundusz Pożyczkowy - Krajowe Stowarzyszenie Wspierania Przedsiębiorczości (33)	2007PL161PO009	specific fund	Article 44 §1 (a)	Krajowe Stowarzyszenie Wspierania Przedsiębiorczości (33)	2016	1.89	1.63	0.25	0.00	0.00	26.00	26.00				1.89	1.89			1.63	1.63						
47.8	Fundusz Pożyczkowy - Krajowe Stowarzyszenie Wspierania Przedsiębiorczości, Końskie (7), (19)	2007PL161PO009	specific fund	Article 44 §1 (a)	Krajowe Stowarzyszenie Wspierania Przedsiębiorczości, Końskie	2012	2.37	1.54	0.83	0.00	0.16	54.00	54.00				2.32	2.32				1.51	1.51					
						2014	0.71	0.46	0.25	0.00	868.00	29.00	29.00				0.68	0.68						0.44	0.44			
47.9	Fundusz Pożyczkowy - Łódzka Agencja Rozwoju Regionalnego S.A., Łódź (1), (4), (8), (16), (34)	2007PL161PO009	specific fund	Article 44 §1 (a)	Łódzka Agencja Rozwoju Regionalnego S.A., Łódź	2011	4.47	2.90	1.56	0.00	0.43	153.00	153.00				4.47	4.47				2.82	2.82					
						2011	4.68	3.04	1.64	0.00	0.31	116.00	116.00				4.12	4.12						2.68	2.68			
						2012	6.61	4.30	2.31	0.00	0.31	62.00	62.00				6.11	6.11						3.97	3.97			
						2013	5.93	3.86	2.08	0.00	0.19	96.00	96.00				5.28	5.28							3.43	3.43		
						2016	1.88	1.76	0.12	0.00	0.00	32.00	32.00				1.88	1.88							1.76	1.76		
47.10	Fundusz Pożyczkowy - Polska Fundacja Przedsiębiorczości, Szczecin (9), (30)	2007PL161PO009	specific fund	Article 44 §1 (a)	Polska Fundacja Przedsiębiorczości, Szczecin	2012	7.12	4.63	2.49	0.00	0.32	184.00	184.00				6.87	6.87				4.47	4.47					
						2016	1.89	1.63	0.25	0.00	0.00	33.00	33.00				1.30	1.30						1.12	1.12			
47.11	Fundusz Pożyczkowy - Stowarzyszenie Ostrowskie Centrum Wspierania Przedsiębiorczości, Ostrow Wielkopolski (3), (18), (32)	2007PL161PO009	specific fund	Article 44 §1 (a)	Stowarzyszenie Ostrowskie Centrum Wspierania Przedsiębiorczości, Ostrow Wielkopolski	2011	0.47	0.31	0.17	0.00	0.05	39.00	39.00				0.46	0.46				0.30	0.30					
						2013	0.88	0.57	0.31	0.00	0.02	41.00	41.00				0.88	0.88						0.57	0.57			
						2016	0.94	0.75	0.20	0.00	0.00	14.00	14.00				0.60	0.60						0.48	0.48			
47.12	Fundusz Pożyczkowy - Towarzystwo Inwestycji Społeczno - Ekonomicznych S.A. (31)	2007PL161PO009	specific fund	Article 44 §1 (a)	Towarzystwo Inwestycji Społeczno - Ekonomicznych S.A. (31)	2016	1.18	1.10	0.07	0.00	0.00	21.00	21.00				0.92	0.92			0.86	0.86						

Poland

PL

I. Description and identification of the entities which implement FEIs						II. Amounts of OP contributions paid to FEIs (HF or specific fund)					III. Investments made by FEIs in final recipients																
1	2	3	4		5	6	7=8+9+10	8	9	10	11	12=13+14+15+16	13	14	15	16	17=18+19+20+21	18	19	20	21	22=23+24+25+26	23	24	25	26	
No.	Name of the fund	Operational Programme(s)	Type of FEI		Fund manager	Fund set-up	Amounts of OP contributions paid to the fund or set aside in case of guarantees (HF or specific fund)	out of which			Management costs and fees	Total number of financial products offered	out of which				OP contributions invested in final recipients	out of which				SF contributions invested in final recipients	out of which				
			a) HF/specific fund	b) Article 44 §1 (a) or (b) or (c)				Structural Funds	National public re-financing	National private co-financing			loans	guarantees	equity / venture capital	other products		loan	guarantee	equity / venture capital	other product		loan	guarantee	equity / venture capital	other product	
47.13	Fundusz Pożyczkowy - Towarzystwo Oszczędnościowo-Pożyczkowe Bank Spółdzielczy PA-CO-BANK, Pabianice (6)	2007PL161PO009	specific fund	Article 44 §1 (a)	Towarzystwo Oszczędnościowo-Pożyczkowe Bank Spółdzielczy PA-CO-BANK, Pabianice	2012	0.71	0.46	0.25	0.00	0.04	34.00	34.00				0.71	0.71				0.46	0.46				
48	Fundusz poręczenia "Galicia" dla przedsiębiorców z sektora MSP, Nowy Sącz	2007PL161PO010	specific fund	Article 44 §1 (a)	Małopolski Fundusz Poręczeń Kredytowych sp.z o.o. w Nowym Sączu, Nowy Sącz	2010	1.77	1.50	0.26	0.00	0.09	46.00	0.00	46.00	0.00	0.00	0.00	2.12	0.00	2.12	0.00	0.00	1.80		1.80	0.00	0.00
49	Fundusz Poręczeń Kredytowych "Małopolskie Inwestycje" Tarnów	2007PL161PO010	specific fund	Article 44 §1 (a)	Tarnowska Agencja Rozwoju Regionalnego S.A w Tarnowie	2010	1.26	1.07	0.19	0.00	0.06	52.00	0.00	52.00	0.00	0.00	0.00	1.81	0.00	1.81	0.00	0.00	1.54		1.54	0.00	0.00
50	Fundusz Pożyczkowy Agencji Rozwoju Małopolski Zachodniej S.A. prowadzony przez ARMZ S.A. w Chrzanowie	2007PL161PO010	specific fund	Article 44 §1 (a)	Agencja Rozwoju Małopolski Zachodniej S.A. Chrzanów	2009	1.75	1.49	0.26	0.00	0.08	184.00	184.00	0.00	0.00	0.00	0.00	1.75	1.75	0.00	0.00	0.00	1.49		1.49	0.00	0.00
51	Fundusz Pożyczkowy dla przedsiębiorców posiadających w wyniku kłęk żywiołowych działający w ramach Tarnowskiej	2007PL161PO010	specific fund	Article 44 §1 (a)	Tarnowska Agencja Rozwoju Regionalnego S.A. w Tarnowie	2010	1.26	1.07	0.19	0.00	0.09	58.00	58.00	0.00	0.00	0.00	0.00	1.26	1.26	0.00	0.00	0.00	1.07		1.07	0.00	0.00
52	Fundusz Pożyczkowy Fundacji Rozwoju Regionu Rabka "Nowe inwestycje w Małopolsce", Rabka-Zdrój	2007PL161PO010	specific fund	Article 44 §1 (a)	Fundacja Rozwoju Regionu Rabka, Rabka - Zdrój	2009	2.08	1.77	0.31	0.00	0.36	410.00	410.00	0.00	0.00	0.00	0.00	2.08	2.08	0.00	0.00	0.00	1.77		1.77	0.00	0.00
53	Fundusz Pożyczkowy Fundacji Rozwoju Regionu Rabka "Rozwój Turystyki w Małopolsce", Rabka-Zdrój	2007PL161PO010	specific fund	Article 44 §1 (a)	Fundacja Rozwoju Regionu Rabka, Rabka-Zdrój	2009	2.08	1.77	0.31	0.00	0.36	181.00	181.00	0.00	0.00	0.00	0.00	2.08	2.08	0.00	0.00	0.00	1.77		1.77	0.00	0.00
54	Fundusz Pożyczkowy Janosik Fundacji na rzecz Rozwoju Polskiego Rolnictwa, Biuro terenowe w Nowym Sączu	2007PL161PO010	specific fund	Article 44 §1 (a)	Fundacja na rzecz Rozwoju Polskiego Rolnictwa, Warszawa	2009	2.55	2.17	0.38	0.00	0.15	341.00	341.00	0.00	0.00	0.00	0.00	2.55	2.55	0.00	0.00	0.00	2.17		2.17	0.00	0.00
55	Fundusz Pożyczkowy "Kłęski Żywiołowe", Rabka Zdrój	2007PL161PO010	specific fund	Article 44 §1 (a)	Fundacja Rozwoju Regionu Rabka, Rabka-Zdrój	2010	2.21	1.88	0.33	0.00	0.20	71.00	71.00	0.00	0.00	0.00	0.00	2.21	2.21	0.00	0.00	0.00	1.88		1.88	0.00	0.00
56	Fundusz Pożyczkowy "Odbudowa" Stowarzyszenia "Samorządowe Centrum Przedsiębiorczości i Rozwoju" w Suchej Beskidzkiej	2007PL161PO010	specific fund	Article 44 §1 (a)	Stowarzyszenie "Samorządowe Centrum Przedsiębiorczości i Rozwoju" w Suchej Beskidzkiej, Sucha Beskidzka	2010	1.77	1.50	0.26	0.00	0.14	76.00	76.00	0.00	0.00	0.00	0.00	1.77	1.77	0.00	0.00	0.00	1.50		1.50	0.00	0.00

Poland

PL

I. Description and identification of the entities which implement FEIs						II. Amounts of OP contributions paid to FEIs (HF or specific fund)					III. Investments made by FEIs in final recipients																								
1	2	3	4		5	6	7+8+9+10			11	12=13+14+15+16					13	14	15	16	17=18+19+20+21				18	19	20	21	22=23+24+25+26				23	24	25	26
No.	Name of the fund	Operational Programme(s)	Type of FEI		Fund manager	Fund set-up	Amounts of OP contributions paid to the fund or set aside in case of guarantees (HF or specific fund)			Management costs and fees	Total number of financial products offered	out of which					OP contributions invested in final recipients	out of which				SF contributions invested in final recipients	out of which												
			a) HF/specific fund	b) Article 44 §1 (a) or (b) or (c)			Structural Funds	National public re-financing	National private co-financing			loans	guarantees	equity / venture capital	other products	loan		guarantee	equity / venture capital	other product	loan		guarantee	equity / venture capital	other product										
57	Fundusz Pożyczkowy "Świat" - Stowarzyszenia "Samorządowe Centrum Przedsiębiorczości i Rozwoju" w Suchej Beskidzkiej	2007PL161PO010	specific fund	Article 44 §1 (a)	Stowarzyszenie "Samorządowe Centrum Przedsiębiorczości i Rozwoju" w Suchej Beskidzkiej, Sucha Beskidzka	2009	2.51	2.13	0.38	0.00	0.21	418.00	418.00	0.00	0.00	0.00	2.51	2.51	0.00	0.00	0.00	2.13	2.13	0.00	0.00	0.00	2.13	2.13	0.00	0.00	0.00				
58	Małopolski Fundusz Pożyczkowy dla mikro, małych i średnich przedsiębiorców dokonyjących wkłapkami żywymi lub innymi urządzeniami nadzwyczajnymi Małopolskiej Agencji Rozwoju Regionalnego S.A. w Krakowie	2007PL161PO010	specific fund	Article 44 §1 (a)	Małopolska Agencja Rozwoju Regionalnego S.A., Kraków	2010	1.26	1.07	0.19	0.00	0.08	59.00	59.00	0.00	0.00	0.00	1.26	1.26	0.00	0.00	0.00	1.07	1.07	0.00	0.00	0.00	1.07	1.07	0.00	0.00	0.00				
59	Małopolski Fundusz Pożyczkowy dla pożyczek udzielanych w ramach funduszu dofinansowanego z Małopolskiego Regionalnego Programu Operacyjnego, Kraków	2007PL161PO010	specific fund	Article 44 §1 (a)	Małopolska Agencja Rozwoju Regionalnego S.A., Kraków	2009	4.26	3.62	0.64	0.00	0.32	227.00	227.00	0.00	0.00	0.00	4.26	4.26	0.00	0.00	0.00	3.62	3.62	0.00	0.00	0.00	3.62	3.62	0.00	0.00	0.00				
60	Małopolski Regionalny Fundusz Poręczenia dla poręczeń udzielanych w ramach MRPO, Kraków	2007PL161PO010	specific fund	Article 44 §1 (a)	Małopolski Regionalny Fundusz Poręczenia Sp. z o.o. w Krakowie	2010	12.61	10.72	1.89	0.00	0.48	142.00	0.00	142.00	0.00	0.00	16.96	0.00	16.96	0.00	0.00	14.42					14.42		0.00	0.00					
61	Mikro Fundusz Pożyczkowy Centrum Biznesu Małopolski Zachodniej Sp. z o.o. w Oświęcimiu	2007PL161PO010	specific fund	Article 44 §1 (a)	Centrum Biznesu Małopolski Zachodniej Sp. z o.o. w Oświęcimiu	2009	1.25	1.06	0.19	0.00	0.21	228.00	228.00	0.00	0.00	0.00	1.25	1.25	0.00	0.00	0.00	1.06	1.06	0.00	0.00	0.00	1.06	1.06	0.00	0.00	0.00				
62	Bank Gospodarstwa Krajowego, Warszawa	2007PL161PO011	HF	-	Bank Gospodarstwa Krajowego, Warszawa	2012	15.00	8.06	6.93	0.00	0.74																								
62.1	Agencja Leasingu i Finansów S.A.	2007PL161PO011	specific fund	Article 44 §1 (a)	Agencja Leasingu i Finansów S.A.	2015	0.70	0.38	0.32	0.00	0.01	41.00	41.00				0.70	0.70				0.38	0.38				0.38	0.38							
62.2	ECDF Sp. z o.o. Sp. komandytowa	2007PL161PO011	specific fund	Article 44 §1 (a)	ECDF Sp. z o.o. Sp. komandytowa	2015	0.47	0.25	0.22	0.00	0.00	27.00	27.00				0.47	0.47				0.25	0.25				0.25	0.25							
62.3	FM Bank PBP S.A., Warszawa	2007PL161PO011	specific fund	Article 44 §1 (a)	FM Bank PBP S.A., Warszawa	2013	4.51	2.43	2.09	0.00	8,886.00						3.30	3.30				1.77	1.77				1.77	1.77							
						2015	1.17	0.63	0.54	0.00	2,134.00						1.17	1.17				0.63	0.63				0.63	0.63							
62.4	Fundacja na rzecz Rozwoju Polskiego Rolnictwa, Warszawa	2007PL161PO011	specific fund	Article 44 §1 (a)	Fundacja na rzecz Rozwoju Polskiego Rolnictwa, Warszawa	2013	2.26	1.21	1.04	0.00	0.00						0.25	0.25				0.13	0.13				0.13	0.13							
						2014	1.13	0.61	0.52	0.00	0.02						1.98	1.98				1.07	1.07				1.07	1.07							
						2015	0.47	0.25	0.22	0.00	1,448.00	32.00	32.00				0.47	0.47				0.25	0.25				0.25	0.25							
62.5	Idea Bank S.A., Warszawa	2007PL161PO011	specific fund	Article 44 §1 (a)	Idea Bank S.A., Warszawa	2013	2.26	1.21	1.04	0.00	0.10	146.00	146.00				1.64	1.64				0.88	0.88				0.88	0.88							
						2014	4.69	2.53	2.16	0.00	0.02						4.69	4.69				2.53	2.53				2.53	2.53							

Poland

PL

I. Description and identification of the entities which implement FEIs						II. Amounts of OP contributions paid to FEIs (HF or specific fund)					III. Investments made by FEIs in final recipients																
1	2	3	4		5	6	7=8+9+10	8	9	10	11	12=13+14+15+16	13	14	15	16	17=18+19+20+21	18	19	20	21	22=23+24+25+26	23	24	25	26	
No.	Name of the fund	Operational Programme(s)	Type of FEI		Fund manager	Fund set-up	Amounts of OP contributions paid to the fund or set aside in case of guarantees (HF or specific fund)	out of which			Management costs and fees	Total number of financial products offered	out of which				OP contributions invested in final recipients	out of which				SF contributions invested in final recipients	out of which				
			a) HF/specific fund	b) Article 44 §1 (a) or (b) or (c)				Structural Funds	National public re-financing	National private co-financing			loans	guarantees	equity / venture capital	other products		loan	guarantee	equity / venture capital	other product		loan	guarantee	equity / venture capital	other product	
62.6	Inicjatywa Mikro Sp. z o.o., Kraków	2007PL161PO011	specific fund	Article 44 §1 (a)	Inicjatywa Mikro Sp. z o.o., Kraków	2013	0.23	0.12	0.10	0.00	2,569.00						0.20		0.20			0.11		0.11			
						2015	0.47	0.25	0.22	0.00	3,639.00	34.00	34.00				0.47	0.47				0.25	0.25				
62.7	Krajowe Stowarzyszenie Wspierania Przedsiębiorczości, Końskie	2007PL161PO011	specific fund	Article 44 §1 (a)	Krajowe Stowarzyszenie Wspierania Przedsiębiorczości, Końskie	2013	2.26	1.21	1.04	0.00	0.10	98.00	98.00				1.84	1.84				0.99	0.99				
62.8	Mazowiecki Regionalny Fundusz Pożyczkowy Sp. z o.o., Warszawa	2007PL161PO011	specific fund	Article 44 §1 (a)	Mazowiecki Regionalny Fundusz Pożyczkowy Sp. z o.o., Warszawa	2013	0.68	0.36	0.31	0.00	0.03	29.00	29.00				0.45	0.45				0.24	0.24				
62.9	POLFUND Fundusz Poręczeń Kredytowych S.A., Szczecin	2007PL161PO011	specific fund	Article 44 §1 (a)	POLFUND Fundusz Poręczeń Kredytowych S.A., Szczecin	2013	1.81	0.97	0.84	0.00	0.01						1.42		1.42			0.77		0.77			
62.10	Poręczenia Kredytowe Sp. z o.o., Warszawa	2007PL161PO011	specific fund	Article 44 §1 (a)	Poręczenia Kredytowe Sp. z o.o., Warszawa	2013	0.89	0.48	0.41	0.00	0.03	92.00	92.00				1.26	1.26				0.68	0.68				
62.11	TISE S.A., Warszawa	2007PL161PO011	specific fund	Article 44 §1 (a)	TISE S.A., Warszawa	2013	2.03	1.09	0.94	0.00	0.12	75.00	75.00				1.99	1.99				1.07	1.07				
						2015	2.03	1.09	0.94	0.00	0.12	42.00	42.00				1.17	1.17				0.63	0.63				
63	EUROPEAN INVESTMENT BANK, LUKSEMBURG	2007PL161PO011	HF	-	European Investment Bank	2011	45.00	39.59	5.42	0.00	2.16																
63.1	Bank Gospodarstwa Krajowego, Warszawa	2007PL161PO011	specific fund	Article 44 §1 (b)	Bank Gospodarstwa Krajowego, Warszawa	2012	44.70	39.32	5.38	0.00	2.68	0.00	0.00				44.40	44.40				39.06	39.06				
64	Fundacja na rzecz Rozwoju Polskiego Rolnictwa, Warszawa	2007PL161PO011	specific fund	Article 44 §1 (a)	Fundacja na rzecz Rozwoju Polskiego Rolnictwa, Warszawa	2010	4.27	4.27			0.59	523.00	523.00	0.00	0.00	0.00	11.56	11.56	0.00	0.00	0.00	11.56	11.56	0.00	0.00	0.00	0.00
65	Mazowiecki Fundusz Poręczeń Kredytowych Sp. z o.o., Warszawa	2007PL161PO011	specific fund	Article 44 §1 (a)	Mazowiecki Fundusz Poręczeń Kredytowych Sp. z o.o., Warszawa	2010	1.80	1.80			0.06	86.00	0.00	86.00	0.00	0.00	4.82	0.00	4.82	0.00	0.00	4.82		4.82	0.00	0.00	
66	Mazowiecki Regionalny Fundusz Pożyczkowy Sp. z o.o., Warszawa	2007PL161PO011	specific fund	Article 44 §1 (a)	Mazowiecki Regionalny Fundusz Pożyczkowy Sp. z o.o., Warszawa	2010	3.81	3.81			0.12	145.00	145.00	0.00	0.00	0.00	6.46	6.46	0.00	0.00	0.00	6.46	6.46	0.00	0.00	0.00	0.00
						2012	1.19	1.19			0.05	65.00	65.00	0.00	0.00	0.00	1.67	1.67	0.00	0.00	0.00	1.67	1.67	0.00	0.00	0.00	
67	Fundacja Rozwoju Śląska Opole Umowa nr 004/09 - pożyczka/fundusz pożyczkowy	2007PL161PO012	specific fund	Article 44 §1 (a)	Fundacja Rozwoju Śląska ul. Słowackiego 10, 45-364 Opole	2009	5.66	5.66	0.00	0.00	0.19	171.00	171.00	0.00	0.00	0.00	5.47	5.47	0.00	0.00	0.00	5.47	5.47	0.00	0.00	0.00	0.00
						2010	5.04	5.04	0.00	0.00	0.15	95.00	95.00	0.00	0.00	0.00	4.89	4.89	0.00	0.00	0.00	4.89	4.89	0.00	0.00	0.00	
						2012	6.35	6.35	0.00	0.00	0.38	153.00	153.00	0.00	0.00	0.00	5.97	5.97	0.00	0.00	0.00	5.97	5.97	0.00	0.00	0.00	
68	Opolski Regionalny Fundusz Poręczeń Kredytowych Sp. z o.o. w Opolu Opole	2007PL161PO012	specific fund	Article 44 §1 (a)	Opolski Regionalny Fundusz Poręczeń Kredytowych Sp. z o.o. w Opolu ul. Kolejowa 11/28, 45-064 Opole	2009	2.40	2.40	0.00	0.00	0.05	79.00	0.00	79.00	0.00	0.00	2.35	0.00	2.35	0.00	0.00	2.35		2.35	0.00	0.00	
69	Wojewódzki Fundusz Ochrony Środowiska i Gospodarki Wodnej w Opolu Opole	2007PL161PO012	specific fund	Article 44 §1 (a)	Wojewódzki Fundusz Ochrony Środowiska i Gospodarki Wodnej w Opolu ul. Krakowska 53, 45-064 Opole	2009	5.52	5.52	0.00	0.00	0.17	119.00	119.00	0.00	0.00	0.00	5.36	5.36	0.00	0.00	0.00	5.36	5.36	0.00	0.00	0.00	
70	Fundusz poręczeń/owojd "Credit guarantees" LLC, Warsaw, RPPK.01.01.00-18-001/10	2007PL161PO013	specific fund	Article 44 §1 (a)	"Credit guarantees" LLC, Łańcut	2010	2.40	2.04	0.36	0.00	0.21	89.00	0.00	89.00	0.00	0.00	2.20	0.00	2.20	0.00	0.00	1.87		1.87	0.00	0.00	

Poland

PL

I. Description and identification of the entities which implement FEIs						II. Amounts of OP contributions paid to FEIs (HF or specific fund)					III. Investments made by FEIs in final recipients															
1	2	3	4		5	6	7=8+9+10	8	9	10	11	12=13+14+15+16	13	14	15	16	17=18+19+20+21	18	19	20	21	22=23+24+25+26	23	24	25	26
No.	Name of the fund	Operational Programme(s)	Type of FEI		Fund manager	Fund set-up	Amounts of OP contributions paid to the fund or set aside in case of guarantees (HF or specific fund)	out of which			Management costs and fees	Total number of financial products offered	out of which				OP contributions invested in final recipients	out of which				SF contributions invested in final recipients	out of which			
			a) HF/specific fund	b) Article 44 §1 (a) or (b) or (c)				Structural Funds	National public re-financing	National private co-financing			loans	guarantees	equity / venture capital	other products		loan	guarantee	equity / venture capital	other product		loan	guarantee	equity / venture capital	other product
71	Fundusz poręczeniowy of Podkarpacie Credit Guarantee Fund LLC, Rzeszów, RPPK.01.01.00-18-006/10, RPPK.01.01.00-18-006/12	2007PL161PO013	specific fund	Article 44 §1 (a)	Podkarpacie Credit Guarantee Fund LLC, Rzeszów	2010	2.40	2.04	0.36	0.00	0.12	64.00	0.00	64.00	0.00	0.00	2.29	0.00	2.29	0.00	0.00	1.94		1.94	0.00	0.00
72						2012	2.19	1.86	0.33	0.00	0.10	55.00	0.00	55.00	0.00	0.00	2.10	0.00	2.10	0.00	0.00	1.78		1.78	0.00	0.00
73	Fundusz pożyczkowy of Leżajsk Development Association, Leżajsk, RPPK.01.01.00-18-002/10, RPPK.01.01.00-18-007/12	2007PL161PO013	specific fund	Article 44 §1 (a)	Leżajsk Development Association, Leżajsk	2010	2.50	2.12	0.37	0.00	0.28	120.00	120.00	0.00	0.00	0.00	2.22	2.22	0.00	0.00	0.00	1.89		1.89	0.00	0.00
						2012	2.44	2.07	0.37	0.00	0.21	99.00	99.00	0.00	0.00	0.00	2.23	2.23	0.00	0.00	0.00	1.89		1.89	0.00	0.00
74	Fundusz pożyczkowy of Podkarpacie Chamber of Commerce, Krosno, RPPK.01.01.00-18-007/10	2007PL161PO013	specific fund	Article 44 §1 (a)	Podkarpacie Chamber of Commerce, Krosno	2010	0.67	0.57	0.10	0.00	0.09	60.00	60.00	0.00	0.00	0.00	0.59	0.59	0.00	0.00	0.00	0.50		0.50	0.00	0.00
75	Fundusz pożyczkowy of Regional Chamber of Commerce, Stalowa Wola, RPPK.01.01.00-18-004/10, RPPK.01.01.00-18-006/12	2007PL161PO013	specific fund	Article 44 §1 (a)	Regional Chamber of Commerce, Stalowa Wola	2010	2.40	2.04	0.36	0.00	0.39	68.00	68.00	0.00	0.00	0.00	2.02	2.02	0.00	0.00	0.00	1.71		1.71	0.00	0.00
						2012	2.32	1.97	0.35	0.00	0.20	57.00	57.00	0.00	0.00	0.00	2.12	2.12	0.00	0.00	0.00	1.80		1.80	0.00	0.00
76	Fundusz pożyczkowy of Regional Development Agency MARR SA, Mielec, RPPK.01.01.00-18-005/10, RPPK.01.01.00-18-001/12	2007PL161PO013	specific fund	Article 44 §1 (a)	Regional Development Agency MARR SA, Mielec	2010	2.50	2.12	0.37	0.00	0.35	77.00	77.00	0.00	0.00	0.00	2.15	2.15	0.00	0.00	0.00	1.83		1.83	0.00	0.00
						2012	2.44	2.07	0.37	0.00	0.20	33.00	33.00	0.00	0.00	0.00	2.24	2.24	0.00	0.00	0.00	1.90		1.90	0.00	0.00
77	Fundusz pożyczkowy of Regional Development Agency SA, Rzeszów, RPPK.01.01.00-18-005/12	2007PL161PO013	specific fund	Article 44 §1 (a)	Regional Development Agency SA, Rzeszów	2012	2.44	2.07	0.37	0.00	0.20	29.00	29.00	0.00	0.00	0.00	2.24	2.24	0.00	0.00	0.00	1.91		1.91	0.00	0.00
78	Fundusz pożyczkowy of Rural Development Foundation, Warsaw, RPPK.01.01.00-18-006/10, RPPK.01.01.00-18-002/12	2007PL161PO013	specific fund	Article 44 §1 (a)	Rural Development Foundation, Warsaw	2010	2.51	2.14	0.38	0.00	0.49	665.00	665.00	0.00	0.00	0.00	2.02	2.02	0.00	0.00	0.00	1.72		1.72	0.00	0.00
						2012	2.43	2.06	0.36	0.00	0.23	267.00	267.00	0.00	0.00	0.00	2.20	2.20	0.00	0.00	0.00	1.87		1.87	0.00	0.00

Poland											PL																			
I. Description and identification of the entities which implement FEIs						II. Amounts of OP contributions paid to FEIs (HF or specific fund)					III. Investments made by FEIs in final recipients																			
1	2	3	4		5	6	7=8+9+10	8	9	10	11	12=13+14+15+16	13	14	15	16	17=18+19+20+21	18	19	20	21	22=23+24+25+26	23	24	25	26				
No.	Name of the fund	Operational Programme(s)	Type of FEI		Fund manager	Fund set-up	Amounts of OP contributions paid to the fund or set aside in case of guarantees (HF or specific fund)	out of which			Management costs and fees	Total number of financial products offered	out of which				OP contributions invested in final recipients	out of which				SF contributions invested in final recipients	out of which							
			a) HF/specific fund	b) Article 44 §1 (a) or (b) or (c)				Structural Funds	National public re-financing	National private co-financing			loans	guarantees	equity / venture capital	other products		loan	guarantee	equity / venture capital	other product		loan	guarantee	equity / venture capital	other product				
79	Fundusz pożyczkowy of Tamobrzeska Regional Development Agency SA, Tamobrzeg, RPPK.01.01.00-18-004/12	2007PL161PO013	specific fund	Article 44 §1 (a)	Tamobrzeska Regional Development Agency SA, Tamobrzeg	2012	1.22	1.04	0.18	0.00	0.14	78.00	78.00	0.00	0.00	0.00	1.08	1.08	0.00	0.00	0.00	0.92	0.92	0.00	0.00	0.00				
80	Agencja Rozwoju Regionalnego "ARES" Spółka Akcyjna w Suwałkach, 16-400 Suwałki, ul. Noniewicza 42A, (2), (3), (4)	2007PL161PO014	specific fund	Article 44 §1 (a)	Agencja Rozwoju Regionalnego "ARES" Spółka Akcyjna w Suwałkach, 16-400 Suwałki, ul. Noniewicza 42A, (2), (3), (4)	2010	2.76	2.76	0.00	0.00	0.12	91.00	91.00	0.00	0.00	0.00	2.76	2.76	0.00	0.00	0.00	2.76	2.76	0.00	0.00	0.00				
						2010	2.00	2.00	0.00	0.00	0.10	31.00	0.00	31.00	0.00	2.00	0.00	2.00	0.00	0.00	2.00	2.00	0.00	0.00	2.00	2.00	0.00	0.00		
						2010	3.82	3.82	0.00	0.00	0.16	85.00	85.00	0.00	0.00	3.82	3.82	0.00	0.00	0.00	3.82	3.82	0.00	0.00	0.00	3.82	3.82	0.00	0.00	0.00
						2015	1.80	1.80	0.00	0.00	0.05	29.00	29.00	0.00	0.00	1.80	1.80	0.00	0.00	0.00	1.80	1.80	0.00	0.00	0.00	1.80	1.80	0.00	0.00	0.00
81	Fundacja na rzecz Rozwoju Polskiego Rolnictwa, 01-682 Warszawa, ul. Gombrowicza 19, (2)	2007PL161PO014	specific fund	Article 44 §1 (a)	Fundacja na rzecz Rozwoju Polskiego Rolnictwa, 01-682 Warszawa, ul. Gombrowicza 19, (2)	2010	2.55	2.55	0.00	0.00	0.14	207.00	207.00	0.00	0.00	0.00	2.55	2.55	0.00	0.00	0.00	2.55	2.55	0.00	0.00	0.00				
						2015	0.67	0.67	0.00	0.00	0.02	24.00	24.00	0.00	0.00	0.66	0.66	0.00	0.00	0.00	0.66	0.66	0.00	0.00	0.00	0.66	0.66	0.00	0.00	
82	Fundacja Rozwoju Przedsiębiorczości w Suwałkach, 16-400 Suwałki, ul. T. Kosciuszki 62, (2)	2007PL161PO014	specific fund	Article 44 §1 (a)	Fundacja Rozwoju Przedsiębiorczości w Suwałkach, 16-400 Suwałki, ul. T. Kosciuszki 62, (2)	2010	3.83	3.83	0.00	0.00	0.16	77.00	77.00	0.00	0.00	0.00	3.83	3.83	0.00	0.00	0.00	3.83	3.83	0.00	0.00	0.00				
						2015	1.16	1.16	0.00	0.00	0.03	22.00	22.00	0.00	0.00	1.13	1.13	0.00	0.00	0.00	1.13	1.13	0.00	0.00	0.00	1.13	1.13	0.00	0.00	
83	Podlaska Fundacja Rozwoju Regionalnego, 15-073 Białystok, ul. Starobojarska 15, (2)	2007PL161PO014	specific fund	Article 44 §1 (a)	Podlaska Fundacja Rozwoju Regionalnego, 15-073 Białystok, ul. Starobojarska 15, (2)	2010	2.55	2.55	0.00	0.00	0.00	175.00	175.00	0.00	0.00	0.00	2.55	2.55	0.00	0.00	0.00	2.55	2.55	0.00	0.00	0.00				
						2015	3.37	3.37	0.00	0.00	0.00	72.00	72.00	0.00	0.00	3.37	3.37	0.00	0.00	0.00	3.37	3.37	0.00	0.00	0.00	3.37	3.37	0.00	0.00	
84	Łomżyński Fundusz Pożyczek Kredytowych Spółka z ograniczoną odpowiedzialnością, 18-400 Łomża, ul. M.C. Skłodowskiej 1	2007PL161PO014	specific fund	Article 44 §1 (a)	Łomżyński Fundusz Pożyczek Kredytowych Spółka z ograniczoną odpowiedzialnością, 18-400 Łomża, ul. M.C. Skłodowskiej 1	2010	3.77	3.77	0.00	0.00	0.28	217.00	0.00	217.00	0.00	0.00	3.77	0.00	3.77	0.00	0.00	3.77	3.77	0.00	0.00	0.00				
85	Podlaski Fundusz Pożyczek Spółka z ograniczoną odpowiedzialnością, 15-073 Białystok, ul. Starobojarska 15	2007PL161PO014	specific fund	Article 44 §1 (a)	Podlaski Fundusz Pożyczek Spółka z ograniczoną odpowiedzialnością, 15-073 Białystok, ul. Starobojarska 15	2010	12.04	12.04	0.00	0.00	0.00	242.00	0.00	242.00	0.00	0.00	12.04	0.00	12.04	0.00	0.00	12.04	12.04	0.00	0.00	0.00				
86	FUNDUSZ POWIERNICZY JEREMIE WJEWÓDZTWA POMORSKIEGO, WARSZAW	2007PL161PO015	HF	-	Bank Gospodarstwa Krajowego (BGK) - bank państwowy, Warszawa	2009	70.32	52.74	17.58		2.40																			

Poland

PL

I. Description and identification of the entities which implement FEIs						II. Amounts of OP contributions paid to FEIs (HF or specific fund)					III. Investments made by FEIs in final recipients																				
1	2	3	4		5	6	7=8+9+10	8	9	10	11	12=13+14+15+16	13	14	15	16	17=18+19+20+21	18	19	20	21	22=23+24+25+26	23	24	25	26					
			Type of FEI	Fund manager			Fund set-up	Amounts of OP contributions paid to the fund or set aside in case of guarantees (HF or specific fund)	out of which			Management costs and fees	Total number of financial products offered	out of which					OP contributions invested in final recipients	out of which				SF contributions invested in final recipients	out of which						
a) HF/specific fund	b) Article 44 §1 (a) or (b) or (c)	Structural Funds	National public re-financing		National private co-financing	loans			guarantees	equity / venture capital	other products			loan	guarantee	equity / venture capital	other product	loan		guarantee	equity / venture capital	other product									
86.1	Bank Spółdzielczy w Czersku, Czersk (1), (2)	2007PL161PO015	specific fund	Article 44 §1 (a)	Bank Spółdzielczy w Czersku, Czersk	2012	1.22	0.92	0.31	0.00	0.07	69.00	69.00					1.22	1.22				0.92	0.92							
						2013	1.93	1.45	0.48	0.00	0.10	42.00	42.00									1.93	1.93				1.45	1.45			
86.2	Black Rose Finance Sp z o.o.	2007PL161PO015	specific fund	Article 44 §1 (a)	Black Rose Finance Sp z o.o.	2013	0.78	0.59	0.20	0.00	0.01	39.00	39.00					0.78	0.78				0.59	0.59							
86.3	Idea Bank S.A.	2007PL161PO015	specific fund	Article 44 §1 (a)	Idea Bank S.A.	2013	2.37	1.77	0.59	0.00	0.10	83.00	83.00					2.37	2.37				1.77	1.77							
86.4	IKB Leasing Polska Sp. z o.o., Poznan	2007PL161PO015	specific fund	Article 44 §1 (a)	IKB Leasing Polska Sp. z o.o., Poznan	2012	1.13	0.85	0.28	0.00	0.14	64.00	64.00					1.13	1.13				0.85	0.85							
86.5	Inicjatywa Mikro Sp. z o.o.	2007PL161PO015	specific fund	Article 44 §1 (b)	Inicjatywa Mikro Sp. z o.o.	2013	0.56	0.42	0.14	0.00	0.03	32.00	32.00					0.56	0.56				0.42	0.42							
86.6	Kaszubski Fundusz Przedsiębiorczości S.A.	2007PL161PO015	specific fund	Article 44 §1 (a)	Kaszubski Fundusz Przedsiębiorczości S.A.	2013	0.51	0.38	0.13	0.00	0.03	27.00	27.00					0.51	0.51				0.38	0.38							
86.7	Nest Bank S.A., Warszawa (1), (2)	2007PL161PO015	specific fund		Nest Bank S.A., Warszawa	2012	2.42	1.81	0.60	0.00	0.04	202.00					202.00	2.42		2.42				1.81		1.81					
						2013	1.40	1.05	0.35	0.00	4.563.00	154.00				154.00	1.40		1.40	1.40	1.40				1.05		1.05				
86.8	POLFUND Fundusz Poręczeń Kredytowych S.A.	2007PL161PO015	specific fund	Article 44 §1 (a)	POLFUND Fundusz Poręczeń Kredytowych S.A.	2013	0.62	0.47	0.16	0.00	1.946.00	17.00					17.00	0.62		0.62				0.47		0.47					
86.9	Polska Fundacja Przedsiębiorczości, Szczecin (1), (2), (3)	2007PL161PO015	specific fund	Article 44 §1 (a)	Polska Fundacja Przedsiębiorczości, Szczecin	2010	2.20	1.65	0.55	0.00	0.17	125.00	125.00					2.20	2.20				1.65	1.65							
						2012	4.84	3.63	1.21	0.00	0.31	249.00	249.00					4.84	4.84					3.63	3.63						
						2013	1.04	0.78	0.26	0.00	0.03	31.00	31.00					1.04	1.04					0.78	0.78						
86.10	Pomorski Fundusz Pożyczkowy Sp. z o.o., Gdańsk (1), (2), (3), (4)	2007PL161PO015	specific fund	Article 44 §1 (a)	Pomorski Fundusz Pożyczkowy Sp. z o.o., Gdańsk	2010	1.20	0.90	0.30	0.00	0.10	186.00	186.00					1.20	1.20				0.90	0.90							
						2011	4.80	3.60	1.20	0.00	0.19	374.00	374.00					4.80	4.80					3.60	3.60						
						2012	7.34	5.51	1.84	0.00	0.10	276.00	276.00					7.34	7.34					5.51	5.51						
						2014	1.70	1.27	0.42	0.00	0.26	90.00	90.00					1.70	1.70					1.27	1.27						
86.11	Pomorski Regionalny Fundusz Poręczeń Kredytowych Sp. z o.o., Gdańsk (1), (2), (3), (4), (5)	2007PL161PO015	specific fund	Article 44 §1 (a)	Pomorski Regionalny Fundusz Poręczeń Kredytowych Sp. z o.o., Gdańsk	2010	7.34	5.51	1.84	0.00	0.35	294.00				294.00	7.34		7.34				5.51		5.51						
						2012	1.71	1.28	0.43	0.00	0.06	63.00				63.00	1.71		1.71				1.28		1.28						
						2012	0.44	0.33	0.11	0.00	0.01	13.00				13.00	0.44		0.44				0.33		0.33						
						2012	7.29	5.47	1.82	0.00	0.10	167.00				167.00	7.29		7.29				5.47		5.47						
86.12	Regionálne Towarzystwo Inwestycyjne S.A. (1), (2), (3), (4), (5)	2007PL161PO015	specific fund	Article 44 §1 (a)	Regionálne Towarzystwo Inwestycyjne S.A., Dzierżon	2012	2.45	1.84	0.61	0.00	0.04	133.00	89.00	44.00					3.43	2.45	0.98			2.57	1.84	0.73					
						2013	1.17	0.88	0.29	0.00	0.00	95.00	66.00	29.00					2.17	1.17	1.00			1.63	0.88	0.75					
							0.98	0.73	0.24	0.00	0.03																				
							1.00	0.75	0.25	0.00	0.02																				
						2014	0.06	0.05	0.02	0.00		2.00		2.00					0.06	0.06			0.05	0.05							

Poland

PL

I. Description and identification of the entities which implement FEIs						II. Amounts of OP contributions paid to FEIs (HF or specific fund)					III. Investments made by FEIs in final recipients																
1	2	3	4		5	6	7=8+9+10	8	9	10	11	12=13+14+15+16	13	14	15	16	17=18+19+20+21	18	19	20	21	22=23+24+25+26	23	24	25	26	
No.	Name of the fund	Operational Programme(s)	Type of FEI		Fund manager	Fund set-up	Amounts of OP contributions paid to the fund or set aside in case of guarantees (HF or specific fund)	out of which			Management costs and fees	Total number of financial products offered	out of which				OP contributions invested in final recipients	out of which				SF contributions invested in final recipients	out of which				
			a) HF/specific fund	b) Article 44 §1 (a) or (b) or (c)				Structural Funds	National public re-financing	National private co-financing			loans	guarantees	equity / venture capital	other products		loan	guarantee	equity / venture capital	other product		loan	guarantee	equity / venture capital	other product	
86.13	Stowarzyszenie „Centrum Rozwoju Ekonomicznego Pasałęk”	2007PL161PO015	specific fund	Article 44 §1 (a)	Stowarzyszenie „Centrum Rozwoju Ekonomicznego Pasałęk”	2013	1.60	1.20	0.40	0.00	0.03	60.00	60.00					1.60	1.60				1.20	1.20			
86.14	Towarzystwo Inwestycji Społeczno-Ekonomicznych S.A.	2007PL161PO015	specific fund	Article 44 §1 (a)	Towarzystwo Inwestycji Społeczno-Ekonomicznych S.A.	2013	3.07	2.30	0.77	0.00	0.09	70.00	70.00					3.07	3.07				2.30	2.30			
86.15	Towarzystwo Rozwoju Powiśla (1), (2)	2007PL161PO015	specific fund	Article 44 §1 (a)	Towarzystwo Rozwoju Powiśla, Dzierżon	2012	0.49	0.37	0.12	0.00	0.02	28.00	28.00					0.49	0.49				0.37	0.37			
						2013	1.22	0.92	0.31	0.00	9.763.00	26.00	26.00					1.22	1.22				0.92	0.92			
87	JESSICA HOLDING FUND POMORSKIE, LUXEMBOURG	2007PL161PO015	HF	-	-	2010	59.02	51.08	7.94		2.75																
87.1	JESSICA Urban Development Fund for Pomorskie, Bank Gospodarstwa Krajowego, Warsaw	2007PL161PO015	specific fund	Article 44 §1 (b)	Bank Gospodarstwa Krajowego, Warsaw	2011	42.31	36.62	5.69	0.00	2.41	30.00	30.00					43.92	43.92				38.01	38.01			
87.2	JESSICA Urban Development Fund for Pomorskie, Bank Ochrony Środowiska S.A., Warsaw	2007PL161PO015	specific fund	Article 44 §1 (b)	Bank Ochrony Środowiska S.A., Warsaw	2011	16.99	14.71	2.29	0.00	1.30	13.00	13.00					17.40	17.40				15.06	15.06			
88	Pomorski Fundusz Pożyczkowy Spółka z ograniczoną odpowiedzialnością, Gdańsk, (2)	2007PL161PO015	specific fund	Article 44 §1 (a)	Pomorski Fundusz Pożyczkowy Spółka z ograniczoną odpowiedzialnością, Gdańsk	2009	4.09	3.07	0.00	1.02	0.00	426.00	426.00	0.00	0.00	0.00	0.00	4.09	4.09	0.00	0.00	0.00	3.07	3.07	0.00	0.00	0.00
						2015	3.44	3.44			0.00	213.00	213.00	0.00	0.00	0.00	3.44	3.44	0.00	0.00	0.00	3.44	3.44	0.00	0.00	0.00	0.00
89	Regionalne Towarzystwo Inwestycyjne Spółka Akcyjna, Dzierżon, (2)	2007PL161PO015	specific fund	Article 44 §1 (a)	Regionalne Towarzystwo Inwestycyjne Spółka Akcyjna, Dzierżon	2009	1.25	0.94	0.00	0.31	0.00	47.00	0.00	47.00	0.00	0.00	0.00	1.25	0.00	1.25	0.00	0.00	0.94		0.94	0.00	0.00
						2015	1.83	1.83	0.00	0.00	3.901.00	84.00	84.00	0.00	0.00	0.00	1.83	1.83	0.00	84.00	0.00	1.83	1.83	0.00	0.00	1.83	1.83
90	Słupskie Stowarzyszenie Innowacji Gospodarczych i Przedsiębiorczości, Słupsk	2007PL161PO015	specific fund	Article 44 §1 (a)	Słupskie Stowarzyszenie Innowacji Gospodarczych i Przedsiębiorczości, Słupsk	2009	2.77	2.08	0.00	0.69	0.00	203.00	203.00	0.00	0.00	0.00	2.77	2.77	0.00	0.00	0.00	2.08	2.08	0.00	0.00	0.00	
91	Towarzystwo Inwestycji Społeczno-Ekonomicznych Spółka Akcyjna, Warszawa	2007PL161PO015	specific fund	Article 44 §1 (a)	Towarzystwo Inwestycji Społeczno-Ekonomicznych Spółka Akcyjna, Warszawa	2015	2.29	2.29		0.00		92.00	92.00	0.00	0.00	0.00	2.29	2.29	0.00	0.00	0.00	2.29	2.29	0.00	0.00	0.00	
92	FUNDUSZ POWIERNICZY JESSICA (Z DNIEM 29 LIPCA 2014 R. ZOSTAŁA ROZWIĄZANA UMOWA Z EUROPEJSKIM BANKIEM INWESTYCYJNYM I OBOWIĄZKI EBI ZOSTAŁY PRZEJĘTE PRZEZ WOJEWÓDZTWO ZACHODNIOPOMORSKIE)	2007PL161PO016	HF	-	European Investment Bank	2009	36.39	27.29	9.10		2.66																

Poland

PL

I. Description and identification of the entities which implement FEIs						II. Amounts of OP contributions paid to FEIs (HF or specific fund)					III. Investments made by FEIs in final recipients																	
1	2	3	4		5	6	7=8+9+10	8	9	10	11	12=13+14+15+16	13	14	15	16	17=18+19+20+21	18	19	20	21	22=23+24+25+26	23	24	25	26		
No.	Name of the fund	Operational Programme(s)	Type of FEI		Fund manager	Fund set-up	Amounts of OP contributions paid to the fund or set aside in case of guarantees (HF or specific fund)	out of which			Management costs and fees	Total number of financial products offered	out of which					OP contributions invested in final recipients	out of which				SF contributions invested in final recipients	out of which				
			a) HF/specific fund	b) Article 44 §1 (a) or (b) or (c)				Structural Funds	National public re-financing	National private co-financing			loans	guarantees	equity / venture capital	other products	loan		guarantee	equity / venture capital	other product	loan		guarantee	equity / venture capital	other product		
92.1	Bank Ochrony Środowiska SA, Warszawa	2007PL161PO016	specific fund	Article 44 §1 (b)	Bank Ochrony Środowiska SA, Warszawa	2010	15.88	11.91	3.97	0.00	1.31	10.00	10.00				13.84	13.84				10.38	10.38					
92.2	Bank Zachodni WBK SA, Wrocław	2007PL161PO016	specific fund	Article 44 §1 (b)	Bank Zachodni WBK SA, Wrocław	2011	19.73	14.80	4.93	0.00	1.59	9.00	9.00				16.99	16.99				12.74	12.74					
93	ZACHODNIOPOMORSKI FUNDUSZ POWIERNICZY JEREMIE	2007PL161PO016	HF	-	Bank Gospodarstwa Krajowego (BGK)	2009	67.25	50.44	16.81		2.49																	
93.1	FM Bank S.A.; II	2007PL161PO016	specific fund	Article 44 §1 (a)	FM Bank S.A.; II	2012	2.02	1.52	0.51	0.00	0.03	175.00		175.00			1.01	1.01				0.76	0.76					
						2013	3.00	2.25	0.75	0.00	0.02	138.00		138.00			1.50	1.50				1.13	1.13					
93.2	Fundacja Centrum Innowacji i Przedsiębiorczości w Koszalinie; II	2007PL161PO016	specific fund	Article 44 §1 (a)	Fundacja Centrum Innowacji i Przedsiębiorczości w Koszalinie; II	2011	2.40	1.80	0.60	0.00	0.11	111.00	111.00				2.40	2.40				1.80	1.80					
						2013	2.40	1.80	0.60	0.00	1,264.00	30.00	30.00				0.81	0.81				0.61	0.61					
93.3	Fundacja na Rzecz Rozwoju Polskiego Rolnictwa, Warszawa; II	2007PL161PO016	specific fund	Article 44 §1 (a)	Fundacja na Rzecz Rozwoju Polskiego Rolnictwa, Warszawa	2010	2.40	1.80	0.60	0.00	0.20	104.00	104.00				2.40	2.40				1.80	1.80					
						2013	1.20	0.90	0.30	0.00	5,451.00	39.00	39.00				1.12	1.12				0.84	0.84					
93.4	Fundusz Poręczeń Kredytowych w Stargardzie Szczecińskim Sp. z o.o.; II, III, V	2007PL161PO016	specific fund	Article 44 §1 (a)	Fundusz Poręczeń Kredytowych w Stargardzie Szczecińskim Sp. z o.o.; II, III, V	2010	0.72	0.54	0.18	0.00	0.03	63.00		63.00			0.72	0.72				0.54	0.54					
						2012	0.48	0.36	0.12	0.00	6,405.00	37.00		37.00			0.48	0.48				0.36	0.36					
						2013	0.72	0.54	0.18	0.00	1,044.00	4.00		4.00			0.36	0.36				0.27	0.27					
						2013	1.20	0.90	0.30	0.00	5,987.00	22.00	22.00				0.59	0.59				0.44	0.44					
93.5	Fundusz Wspierania Rozwoju Gospodarczego Miasta Szczecina Sp. z o.o.; II, III	2007PL161PO016	specific fund	Article 44 §1 (a)	Fundusz Wspierania Rozwoju Gospodarczego Miasta Szczecina Sp. z o.o.; II, III	2010	1.68	1.26	0.42	0.00	0.11	78.00		78.00			1.68	1.68				1.26	1.26					
						2012	1.20	0.90	0.30	0.00	0.02	50.00		50.00			1.20	1.20				0.90	0.90					
						2013	1.68	1.26	0.42	0.00	0.01	50.00		50.00			0.84	0.84				0.63	0.63					
93.6	Gospodarczy Bank Spółdzielczy w Barlinku	2007PL161PO016	specific fund	Article 44 §1 (a)	Gospodarczy Bank Spółdzielczy w Barlinku	2011	1.20	0.90	0.30	0.00	0.02	40.00		40.00			0.60	0.60				0.45	0.45					
93.7	Gospodarczy Bank Spółdzielczy w Choszczynie; II	2007PL161PO016	specific fund	Article 44 §1 (a)	Gospodarczy Bank Spółdzielczy w Choszczynie; II	2012	2.40	1.80	0.60	0.00	0.05	39.00	39.00				1.06	1.06				0.79	0.79					
						2013	1.20	0.90	0.30	0.00	0.00	0.00		0.00			0.30	0.30				0.23	0.23					
93.8	Idea Bank S.A.	2007PL161PO016	specific fund	Article 44 §1 (a)	Idea Bank S.A.	2013	2.40	1.80	0.60	0.00	6,724.00	75.00	75.00				2.22	2.22				1.67	1.67					
93.9	Koszalińska Agencja Rozwoju Regionalnego S.A.	2007PL161PO016	specific fund	Article 44 §1 (a)	Koszalińska Agencja Rozwoju Regionalnego S.A.	2011	2.40	1.80	0.60	0.00	0.09	156.00	156.00				2.36	2.36				1.77	1.77					
93.10	POLFUND Fundusz Poręczeń Kredytowych S.A.	2007PL161PO016	specific fund	Article 44 §1 (a)	POLFUND Fundusz Poręczeń Kredytowych S.A.	2013	2.40	1.80	0.60	0.00	0.00	4.00		4.00			1.20	1.20				0.90	0.90					
93.11	Polska Fundacja Przedsiębiorczości, Szczecin; II, III	2007PL161PO016	specific fund	Article 44 §1 (a)	Polska Fundacja Przedsiębiorczości, Szczecin; II, III	2010	6.00	4.50	1.50	0.00	0.32	344.00	344.00				6.00	6.00				4.50	4.50					
						2011	7.21	5.40	1.80	0.00	0.19	309.00	309.00				7.21	7.21				5.40	5.40					
						2013	6.00	4.50	1.50	0.00	3,353.00	20.00	20.00				0.66	0.66				0.49	0.49					

Poland

PL

I. Description and identification of the entities which implement FEIs						II. Amounts of OP contributions paid to FEIs (HF or specific fund)						III. Investments made by FEIs in final recipients																		
1	2	3	4		5	6	7=8+9+10			11	12=13+14+15+16	13	14	15	16	17=18+19+20+21				18	19	20	21	22=23+24+25+26						
No.	Name of the fund	Operational Programme(s)	Type of FEI		Fund manager	Fund set-up	Amounts of OP contributions paid to the fund or set aside in case of guarantees (HF or specific fund)			Management costs and fees	Total number of financial products offered	out of which				OP contributions invested in final recipients	out of which				SF contributions invested in final recipients	out of which								
			a) HF/specific fund	b) Article 44 §1 (a) or (b) or (c)			Structural Funds	National public re-financing	National private co-financing			loans	guarantees	equity / venture capital	other products		loan	guarantee	equity / venture capital	other product		loan	guarantee	equity / venture capital	other product					
93.12	Stowarzyszenie Inicjatyw Społeczno-Gospodarczych w Białogardzie	2007PL161PO016	specific fund	Article 44 §1 (a)	Stowarzyszenie Inicjatyw Społeczno-Gospodarczych w Białogardzie	2011	4.80	3.60	1.20	0.00	0.24	223.00	223.00				4.46	4.46					3.35	3.35						
93.13	Szczeciński Fundusz Pożyczkowy sp. z o.o., Szczecin; II; III	2007PL161PO016	specific fund	Article 44 §1 (a)	Szczeciński Fundusz Pożyczkowy sp. z o.o., Szczecin; II; III	2010	1.20	0.90	0.30	0.00	0.09	35.00	35.00				1.20	1.20					0.90	0.90						
						2011	1.20	0.90	0.30	0.00	0.06	53.00	53.00				1.20	1.20					0.90	0.90						
						2013	3.60	2.70	0.90	0.00	9.867.00	16.00	16.00				0.80	0.80					0.60	0.60						
93.14	Zachodniopomorska Agencja Rozwoju Regionalnego S.A.	2007PL161PO016	specific fund	Article 44 §1 (a)	Zachodniopomorska Agencja Rozwoju Regionalnego S.A.	2013	0.48	0.36	0.12	0.00	0.00	0.00	0.00				0.00	0.00					0.00	0.00						
93.15	Zachodniopomorski Regionalny Fundusz Poręczeń Kredytowych Sp. z o.o.; II; III	2007PL161PO016	specific fund	Article 44 §1 (a)	Zachodniopomorski Regionalny Fundusz Poręczeń Kredytowych Sp. z o.o.; II; III	2010	7.21	5.40	1.80	0.00	0.34	463.00		463.00				7.21		7.21					5.40		5.40			
						2012	7.21	5.40	1.80	0.00	0.28	363.00		363.00				7.21		7.21						5.40		5.40		
						2013	7.21	5.40	1.80	0.00	0.02	179.00		179.00				3.60		3.60						2.70		2.70		
94	JEREMIE HOLDING FUND FOR WIELKOPOLSKA REGION - BANK GOSPODARSTWA KRAJOWEGO, WARSZAWA	2007PL161PO017	HF	-	Bank Gospodarstwa Krajowego, Polska, Warszawa	2009	120.82	90.61	30.20	0.00	2.71																			
94.1	Agencja Rozwoju Regionalnego S.A w Koninie, Konin I	2007PL161PO017	specific fund	Article 44 §1 (a)	Agencja Rozwoju Regionalnego S.A w Koninie, Konin	2012	0.45	0.34	0.11	0.00	0.02	35.00	35.00				0.45	0.45					0.34	0.34						
94.2	Fundacja Kaliski Inkubator Przedsiębiorczości, Kalisz I; II	2007PL161PO017	specific fund	Article 44 §1 (a)	Fundacja Kaliski Inkubator Przedsiębiorczości, Kalisz	2010	0.48	0.36	0.12	0.00	0.03	30.00	30.00				0.48	0.48					0.36	0.36						
						2011	0.72	0.54	0.18	0.00	0.03	30.00	30.00				0.72	0.72					0.54	0.54						
94.3	Fundusz Rozwoju i Promocji Województwa Wielkopolskiego S.A., Poznań I; II; III	2007PL161PO017	specific fund	Article 44 §1 (a)	Fundusz Rozwoju i Promocji Województwa Wielkopolskiego S.A., Poznań	2010	7.23	5.42	1.81	0.00	0.33	352.00		352.00				7.23		7.23					5.42		5.42			
						2012	7.23	5.42	1.81	0.00	0.14	137.00		137.00				7.23		7.23					5.42		5.42			
						2012	9.64	7.23	2.41	0.00	0.08	238.00		238.00				9.64		9.64						7.23		7.23		
94.4	IKB Leasing Polska Sp. z o.o., Poznań	2007PL161PO017	specific fund	Article 44 §1 (a)	IKB Leasing Polska Sp. z o.o., Poznań	2012	1.88	1.41	0.47	0.00	0.11	36.00	36.00				1.88	1.88					1.41	1.41						
94.5	Jaroński Fundusz Poręczeń Kredytowych Sp. z o.o., Jaroń	2007PL161PO017	specific fund	Article 44 §1 (a)	Jaroński Fundusz Poręczeń Kredytowych Sp. z o.o., Jaroń	2010	0.25	0.18	0.06	0.00	0.02	16.00		16.00				0.25		0.25					0.18		0.18			
94.6	Konsorcjum w składzie: ECDF Spółka z ograniczoną odpowiedzialnością Sp. K. i Towarzystwo Inwestycyjne Społeczno-Ekonomiczne S.A., Poznań	2007PL161PO017	specific fund	Article 44 §1 (a)	Konsorcjum w składzie: ECDF Spółka z ograniczoną odpowiedzialnością Sp. K. i Towarzystwo Inwestycyjne Społeczno-Ekonomiczne S.A., Poznań	2012	1.23	0.92	0.31	0.00	0.09	37.00	37.00				1.23	1.23					0.92	0.92						
94.7	Konsorcjum w składzie: Unia Gospodarcza Regionu Śremskiego - Śremski Ośrodek Wspierania Małej Przedsiębiorczości i Cech Rzemiosł Różnych, Śrem	2007PL161PO017	specific fund	Article 44 §1 (a)	Konsorcjum w składzie: Unia Gospodarcza Regionu Śremskiego - Śremski Ośrodek Wspierania Małej Przedsiębiorczości i Cech Rzemiosł Różnych, Śrem	2012	0.21	0.16	0.05	0.00	0.01	17.00	17.00				0.21	0.21					0.16	0.16						

Poland

PL

I. Description and identification of the entities which implement FEIs						II. Amounts of OP contributions paid to FEIs (HF or specific fund)					III. Investments made by FEIs in final recipients																												
1	2	3	4		5	6	7=8+9+10	8	9	10	11	12=13+14+15+16	13	14	15	16	17=18+19+20+21	18	19	20	21	22=23+24+25+26	23	24	25	26													
No.	Name of the fund	Operational Programme(s)	Type of FEI		Fund manager	Fund set-up	Amounts of OP contributions paid to the fund or set aside in case of guarantees (HF or specific fund)	out of which			Management costs and fees	Total number of financial products offered	out of which				OP contributions invested in final recipients	out of which				SF contributions invested in final recipients	out of which																
			a) HF/specific fund	b) Article 44 §1 (a) or (b) or (c)				Structural Funds	National public re-financing	National private co-financing			loans	guarantees	equity / venture capital	other products		loan	guarantee	equity / venture capital	other product		loan	guarantee	equity / venture capital	other product													
94.8	Nest Bank S.A., Warszawa (poprzednia nazwa FM Bank PBP S.A., Warszawa)	2007PL161PO017	specific fund	Article 44 §1 (a)	Nest Bank S.A., Warszawa (poprzednia nazwa FM Bank PBP S.A., Warszawa)	2012	3.69	2.77	0.92	0.00	0.06	318.00					318.00					3.69					2.77												
94.9	Polska Fundacja Przedsiębiorczości, Szczecin I, II, III	2007PL161PO017	specific fund	Article 44 §1 (a)	Polska Fundacja Przedsiębiorczości, Szczecin	2010	1.21	0.90	0.30	0.00	0.08	58.00	58.00					1.21	1.21					0.90	0.90														
						2011	5.09	3.82	1.27	0.00	0.25	198.00	198.00									5.09	5.09					3.82	3.82										
						2013	0.19	0.14	0.05	0.00	0.00	4.00	4.00									0.19	0.19					0.14	0.14										
94.10	Poznański Fundusz Poręczeń Kredytowych Sp. z o.o., Poznań I, II, III	2007PL161PO017	specific fund	Article 44 §1 (a)	Poznański Fundusz Poręczeń Kredytowych Sp. z o.o., Poznań	2010	7.23	5.42	1.81	0.00	0.26	451.00		451.00					7.23		7.23				5.42		5.42												
						2012	7.23	5.42	1.81	0.00	0.09	302.00		302.00								7.23		7.23				5.42		5.42									
						2012	8.39	6.29	2.10	0.00	0.05	357.00		357.00								8.39		8.39				6.29		6.29									
94.11	Samorządowy Fundusz Poręczeń Kredytowych Sp. z o.o., Gostyń I, II, III	2007PL161PO017	specific fund	Article 44 §1 (a)	Samorządowy Fundusz Poręczeń Kredytowych Sp. z o.o., Gostyń	2010	7.23	5.42	1.81	0.00	0.28	470.00		470.00					7.23		7.23				5.42		5.42												
						2012	7.23	5.42	1.81	0.00	0.11	306.00		306.00								7.23		7.23				5.42		5.42									
						2012	8.99	6.74	2.25	0.00	0.03	345.00		345.00								8.99		8.99				6.74		6.74									
94.12	Stowarzyszenie Ostrowskie Centrum Wspierania Przedsiębiorczości, Ostrow Wielkopolski I, II	2007PL161PO017	specific fund	Article 44 §1 (a)	Stowarzyszenie Ostrowskie Centrum Wspierania Przedsiębiorczości, Ostrow Wielkopolski	2010	0.48	0.36	0.12	0.00	0.04	40.00	40.00					0.48	0.48					0.36	0.36														
						2011	1.21	0.90	0.30	0.00	0.05	60.00	60.00									1.21	1.21					0.90	0.90										
94.13	Stowarzyszenie Ostreszowskie Centrum Wspierania Przedsiębiorczości, Ostreszów I, II	2007PL161PO017	specific fund	Article 44 §1 (a)	Stowarzyszenie Ostreszowskie Centrum Wspierania Przedsiębiorczości, Ostreszów	2010	0.48	0.36	0.12	0.00	0.04	27.00	27.00					0.48	0.48					0.36	0.36														
						2011	0.48	0.36	0.12	0.00	0.02	25.00	25.00									0.48	0.48					0.36	0.36										
94.14	Wielkopolska Agencja Rozwoju Przedsiębiorczości Sp. z o.o., Poznań I, II, III	2007PL161PO017	specific fund	Article 44 §1 (a)	Wielkopolska Agencja Rozwoju Przedsiębiorczości Sp. z o.o., Poznań	2010	8.44	6.33	2.11	0.00	0.58	289.00	289.00					8.44	8.44					6.33	6.33														
						2011	9.64	7.23	2.41	0.00	0.42	239.00	239.00									9.64	9.64					7.23	7.23										
						2012	8.28	6.21	2.07	0.00	0.14	164.00	164.00									8.28	8.28					6.21	6.21										
95	JESSICA HOLDING FUND FOR WIELKOPOLSKA-EUROPEAN INVESTMENT BANK, LUXEMBOURG	2007PL161PO017	HF	-	European Investment Bank	2009	76.63	58.83	17.80	0.00	3.53																												
95.3	JESSICA Urban Development Fund for Wielkopolska Bank Gospodarstwa Krajowego, Warszawa	2007PL161PO017	specific fund	Article 44 §1 (b)	Bank Gospodarstwa Krajowego, Warszawa	2010	75.34	57.84	17.50	0.00	4.46	0.00	0.00					80.95	80.95					62.15	62.15														
96	Fundusz poręczeń kredytowych i wspierania finansowego FUNDSTAR Starachowice	2007PL161PO018	specific fund	Article 44 §1 (a)	Agencja Rozwoju Regionalnego w Starachowicach	2010	1.52	1.25	0.27	0.00	0.13	43.00	0.00	43.00	0.00	0.00	0.00	1.39	0.00	1.39	0.00	0.00	0.00	1.15		1.15	0.00	0.00											
97	Fundusz Pożyczkowy FUNDSTAR 2 27-200 Starachowice ul. Mickiewicza 1a	2007PL161PO018	specific fund	Article 44 §1 (a)	Agencja Rozwoju Regionalnego w Starachowicach 27-200 Starachowice ul. Mickiewicza 1a	2010	0.36	0.28	0.08	0.00	0.02	17.00	17.00	0.00	0.00	0.00	0.00	0.34	0.34	0.00	0.00	0.00	0.00	0.27	0.27	0.00	0.00	0.00	0.00	0.00	0.00	0.00	0.00	0.00	0.00				

Poland

PL

I. Description and identification of the entities which implement FEIs						II. Amounts of OP contributions paid to FEIs (HF or specific fund)					III. Investments made by FEIs in final recipients															
1	2	3	4		5	6	7=8+9+10	8	9	10	11	12=13+14+15+16	13	14	15	16	17=18+19+20+21	18	19	20	21	22=23+24+25+26	23	24	25	26
No.	Name of the fund	Operational Programme(s)	Type of FEI		Fund manager	Fund set-up	Amounts of OP contributions paid to the fund or set aside in case of guarantees (HF or specific fund)	out of which			Management costs and fees	Total number of financial products offered	out of which				OP contributions invested in final recipients	out of which				SF contributions invested in final recipients	out of which			
			a) HF/specific fund	b) Article 44 §1 (a) or (b) or (c)				Structural Funds	National public re-financing	National private co-financing			loans	guarantees	equity / venture capital	other products		loan	guarantee	equity / venture capital	other product		loan	guarantee	equity / venture capital	other product
98	Fundusz Pożyczkowy, Sandomierz	2007PL161PO018	specific fund	Article 44 §1 (a)	Ośrodek Promowania i Wspierania Przedsiębiorczości Rolnej, Sandomierz	2010	2.19	1.76	0.44	0.00	0.20	111.00	111.00	0.00	0.00	0.00	1.99	1.99	0.00	0.00	0.00	1.59	1.59	0.00	0.00	0.00
99	Fundusz Pożyczkowy Województwa Świętokrzyskiego sp. z o.o. Kielce	2007PL161PO018	specific fund	Article 44 §1 (a)	Fundusz Pożyczkowy Województwa Świętokrzyskiego sp. z o.o., Kielce	2010	15.05	12.79	2.26	0.00	2.05	161.00	161.00	0.00	0.00	0.00	12.99	12.99	0.00	0.00	0.00	11.04	11.04	0.00	0.00	0.00
100	Lokalny fundusz pożyczkowy, Pierzchnica	2007PL161PO018	specific fund	Article 44 §1 (a)	Fundacja Rozwoju Regionu Pierzchnica, Pierzchnica	2010	3.16	2.51	0.65	0.00	0.29	173.00	173.00	0.00	0.00	0.00	2.87	2.87	0.00	0.00	0.00	2.28	2.28	0.00	0.00	0.00
101	Świętokrzyski Fundusz Poręczenia sp. z o.o. Kielce	2007PL161PO018	specific fund	Article 44 §1 (a)	Świętokrzyski Fundusz Poręczenia sp. z o.o. Kielce	2010	6.77	5.08	1.69	0.00	0.49	111.00	0.00	111.00	0.00	0.00	6.28	0.00	6.28	0.00	0.00	4.71		4.71	0.00	0.00
102	Świętokrzyski Fundusz Pożyczkowy, Końskie	2007PL161PO018	specific fund	Article 44 §1 (a)	Koneckie Stowarzyszenie Wspierania Przedsiębiorczości, Końskie	2010	6.38	5.42	0.96	0.00	0.81	218.00	218.00	0.00	0.00	0.00	5.56	5.56	0.00	0.00	0.00	4.73	4.73	0.00	0.00	0.00
103	FUNDUSZ POWIERNICZY JESSICA	2007PL161PO019	HF	-	European Investment Bank	2010	62.83	53.41	9.43	0.00	2.45															
103.1	Bank Ochrony Środowiska S.A. ul. Żelazna 32, 00-832 Warszawa	2007PL161PO019	specific fund	Article 44 §1 (b)	Bank Ochrony Środowiska S.A. ul. Żelazna 32, 00-832 Warszawa	2011	62.83	53.41	9.43	0.00	4.00						66.42	66.42				64.94	64.94			
104	fundusz poręczenia, Śląski Regionalny Fundusz Poręczenia Spółka z ograniczoną odpowiedzialnością/garantee fund, Silesia Regional Guarantee Fund-limited liability company (in Katowice)	2007PL161PO019	specific fund	Article 44 §1 (a)	fundusz poręczenia, Śląski Regionalny Fundusz Poręczenia Spółka z ograniczoną odpowiedzialnością/garantee fund, Silesia Regional Guarantee Fund-limited liability company (in Katowice)	2010	5.04	5.04	0.00	0.00	0.45	172.00	0.00	172.00	0.00	0.00	6.05	0.00	6.05	0.00	0.00	5.13		5.13	0.00	0.00
105	fundusz pożyczkowy, Agencja Rozwoju Lokalnego S.A./loan fund, Local Development Agency- joint stock company (in Sosnowiec)	2007PL161PO019	specific fund	Article 44 §1 (a)	fundusz pożyczkowy, Agencja Rozwoju Lokalnego S.A./loan fund, Local Development Agency- joint stock company (in Sosnowiec)	2010	0.49	0.49	0.00	0.00	0.03	0.00	0.00	0.00	0.00	0.00	0.58	0.58	0.00	0.00	0.00	0.49	0.49	0.00	0.00	0.00
106	fundusz pożyczkowy, Agencja Rozwoju Regionalnego w Częstochowie S.A./loan fund, Regional Development Agency - joint stock company in Częstochowa	2007PL161PO019	specific fund	Article 44 §1 (a)	fundusz pożyczkowy, Agencja Rozwoju Regionalnego w Częstochowie S.A./loan fund, Regional Development Agency - joint stock company in Częstochowa	2010	1.00	1.00	0.00	0.00	0.12	0.00	0.00	0.00	0.00	0.00	1.25	1.25	0.00	0.00	0.00	1.00	1.00	0.00	0.00	0.00

Poland

PL

I. Description and identification of the entities which implement FEIs						II. Amounts of OP contributions paid to FEIs (HF or specific fund)					III. Investments made by FEIs in final recipients																		
1	2	3	4		5	6	7=8+9+10	8	9	10	11	12=13+14+15+16	13	14	15	16	17=18+19+20+21	18	19	20	21	22=23+24+25+26	23	24	25	26			
No.	Name of the fund	Operational Programme(s)	Type of FEI		Fund manager	Fund set-up	Amounts of OP contributions paid to the fund or set aside in case of guarantees (HF or specific fund)	out of which			Management costs and fees	Total number of financial products offered	out of which				OP contributions invested in final recipients	out of which				SF contributions invested in final recipients	out of which						
			a) HF/specific fund	b) Article 44 §1 (a) or (b) or (c)				Structural Funds	National public re-financing	National private co-financing			loans	guarantees	equity / venture capital	other products		loan	guarantee	equity / venture capital	other product		loan	guarantee	equity / venture capital	other product			
107	fundusz pożyczkowy, Fundusz Górnośląski S.A. loan fund, Górnośląski Fund - joint stock company (in Katowice)	2007PL161PO019	specific fund	Article 44 §1 (a)	fundusz pożyczkowy, Fundusz Górnośląski S.A. loan fund, Górnośląski Fund - joint stock company (in Katowice)	2010	13.07	13.07	0.00	0.00	0.90	0.00					16.53	16.53	0.00	0.00	0.00	13.20	13.20	0.00	0.00	0.00			
108	Fundusz poręczenia (Działkowska Agencja Rozwoju S.A. w Działkowie)	2007PL161PO020	specific fund	Article 44 §1 (a)	Działkowska Agencja Rozwoju S.A. w Działkowie	2009	10.22	10.22	0.00	0.00	0.00	341.00	0.00	341.00	0.00	0.00	10.22	0.00	10.22	0.00	0.00	10.22		10.22	0.00	0.00			
						2012	1.51	1.51	0.00	0.00	0.00	77.00	0.00	77.00	0.00	0.00	1.51	0.00	1.51	0.00	0.00	1.51		1.51	0.00	0.00			
109	Fundusz pożyczkowy (Warmińsko-Mazurska Agencja Rozwoju Regionalnego S.A. w Olsztynie)	2007PL161PO020	specific fund	Article 44 §1 (a)	Warmińsko-Mazurska Agencja Rozwoju Regionalnego S.A. w Olsztynie	2009	15.33	15.33	0.00	0.00	0.00	543.00	543.00	0.00	0.00	0.00	15.33	15.33	0.00	0.00	0.00	15.33	15.33	0.00	0.00	0.00			
						2012	3.52	3.52	0.00	0.00	0.00	127.00	127.00	0.00	0.00	0.00	3.52	3.52	0.00	0.00	0.00	3.52	3.52	0.00	0.00	0.00			
TOTAL OP contributions provided						from MA to HF's	823.91	668.66	155.25	0.00	35.05																		
						from HF's to specific funds	842.68	677.13	165.54	0.00	40.90	20,570.00	12,387.00	8,025.00	158.00					785.38	581.41	168.30	35.67		645.37	483.10	126.80	35.47	
						from MA directly to specific funds	445.67	408.19	35.46	2.03	24.20	17,249.00	14,270.00	2,979.00	0.00	0.00				399.36	287.99	111.37	0.00	0.00	366.32	263.61	102.71	0.00	0.00

Portugal

PT

I. Description and identification of the entities which implement FEIs										II. Amounts of OP contributions paid to FEIs (HF or specific fund)					III. Investments made by FEIs in final recipients														
1	2	3	4		5	6	7-8-9-10			11	12-13+14+15+16	13	14	15	16	17-18+19+20+21	18	19	20	21	22-23+24+25+26	23	24	25	26				
			No.	Name of the fund			Type of FEI		Fund manager																	Fund setup	Amounts of OP contributions paid to the fund or set aside in case of guarantee (HF or specific fund)	out of which	
a) HF/specific fund	b) Article 44, §1 (a) or (b) or (c)	Structural Funds			National public co-financing	National private co-financing	loans	guarantees		equity / venture capital	other products	loan	guarantee	equity / venture capital	other product	loan	guarantee	equity / venture capital	other product										
1	FCR OMPVCAPITAL FIAEA - FUNDO DE INVESTIMENTO DE APOIO AO EMPREENDEDORIS MO DOS AÇORES 9500-150 PONTA DELGADA		2007PT161PO006	HF					-											Portugal Capital Ventures - Sociedade de Capital de Risco, S.A. Limited Company Mainly Public 4100-079 Porto	2010	0.29	0.24	0.04					
1.1	FIAEA - Fundo de Investimento de Apoio ao Empreendedorismo dos Açores 9500-119 Ponta Delgada	2007PT161PO006	specific fund	Article 44 §1 (a)	Portugal Capital Ventures - Sociedade de Capital de Risco, S.A. Limited Company Mainly Public 4100-079 Porto	2010	0.29	0.24	0.04	0.00	2.00			2.00						0.29					0.24	0.24			
2	FINOVA - FUNDO DE APOIO AO FINANCIAMENTO A INOVAÇÃO - PORTO	2007PT161PO001	HF	-	PME Investimentos - Sociedade de Investimento, SA - Portugal, Porto	2008	257.44	232.11	25.33	0.00	1.31																		
		2007PT161PO005					15.20	7.13	1.54	6.54	0.29																		
		2007PT162PO001					23.93	13.84	10.09	0.00	0.05																		
2.1	16132 - FCR Portugal Ventures Internacionalização - Lisboa	2007PT161PO001	specific fund	Article 44 §1 (a)	Portugal Capital Ventures - Sociedade de Capital de Risco, S.A. - Lisboa	2010	13.59	6.80	1.12	5.68	0.61	15.00			15.00				12.98					12.98	6.49	6.49			
2.2	16133 - FCR Beta Ciências da Vida - Maia	2007PT161PO001	specific fund	Article 44 §1 (a)	Beta Sociedade de Capital de Risco S.A. - Maia	2010	1.14	0.80	0.00	0.34	0.10	5.00			5.00				1.05					1.05	0.74	0.74			
2.3	16134 - FCR ASK Ceita - Lisboa	2007PT161PO001	specific fund	Article 44 §1 (a)	ISO - Sociedade de Capital de Risco, S.A. - Lisboa	2010	4.08	2.04	0.00	2.04	0.26	5.00			5.00				3.82					3.82	1.92	1.92			
2.4	16135 - FCR Capital Criativo - Lisboa	2007PT161PO001	specific fund	Article 44 §1 (a)	Capital Criativo SCR, SA - Lisboa	2010	20.08	9.80	0.00	10.29	1.75	7.00			7.00				18.34					18.34	8.94	8.94			
2.5	16136 - FCR ES Ventures Inovação e Internacionalização - Lisboa	2007PT161PO001	specific fund	Article 44 §1 (a)	Espirito Santo Ventures - Soc Capital Risco, S.A. - Lisboa	2010	9.87	4.93	0.00	4.93	0.48	7.00			7.00				9.38					9.38	4.69	4.69			
2.6	16137 - FCR Portugal Ventures Industrias Criativas - Lisboa	2007PT161PO001	specific fund	Article 44 §1 (a)	Portugal Capital Ventures - Sociedade de Capital de Risco, S.A. - Lisboa	2010	5.81	2.91	0.00	2.91	0.46	8.00			8.00				5.36					5.36	2.68	2.68			
2.7	16140 - FCR Portugal Ventures Early Stages - Lisboa	2007PT161PO001	specific fund	Article 44 §1 (a)	Portugal Capital Ventures - Sociedade de Capital de Risco, S.A. - Lisboa	2010	6.06	4.15	0.00	1.91	0.33	9.00			9.00				5.73					5.73	3.92	3.92			
2.8	16141 - FCR Minho e Internacionalização - Braga	2007PT161PO001	specific fund	Article 44 §1 (a)	2B Partner - Soc Capital de Risco, S.A. - Braga	2010	3.50	1.75	0.00	1.75	6.593.00	10.00			10.00				3.49					3.49	1.75	1.75			
2.9	16142 - FCR Novabase Capital Inovação & Internacionalização - Lisboa	2007PT161PO001	specific fund	Article 44 §1 (a)	Novabase Capital - Sociedade de Capital de Risco, S.A. - Lisboa	2011	10.10	5.00	0.00	5.10	0.00	8.00			8.00				10.10					10.10	5.00	5.00			
2.10	16144 - FCR PME Turismo Inovação - Lisboa	2007PT161PO001	specific fund	Article 44 §1 (a)	Portugal Capital Ventures - Sociedade de Capital de Risco, S.A. - Lisboa	2010	5.64	2.82	1.11	1.71	0.20	6.00			6.00				5.44					5.44	2.72	2.72			
2.11	16145 - FCR PME Novo Banco - Lisboa	2007PT161PO001	specific fund	Article 44 §1 (a)	Halong Capital - Soc Capital Risco, S.A. - Lisboa	2010	8.70	4.35	0.00	4.35	0.45	5.00			5.00				8.25					8.25	4.13	4.13			
2.12	16146 - FCR Critical Ventures I - Coimbra	2007PT161PO001	specific fund	Article 44 §1 (a)	Critical Ventures - Soc Capital Risco, SA - Coimbra	2010	3.65	1.83	0.00	1.83	0.29	5.00			5.00				3.36					3.36	1.68	1.68			
2.13	16147 - FCR Portugal Ventures Biocant - Lisboa	2007PT161PO001	specific fund	Article 44 §1 (a)	Portugal Capital Ventures - Sociedade de Capital de Risco, S.A. - Lisboa	2010	3.92	1.96	0.00	1.96	0.27	7.00			7.00				3.65					3.65	1.82	1.82			
2.14	16149 - FCR ASK Capital - Lisboa	2007PT161PO001	specific fund	Article 44 §1 (a)	ISO - Sociedade de Capital de Risco, S.A. - Lisboa	2010	1.86	1.28	0.00	0.58	0.19	4.00			4.00				1.68					1.68	1.16	1.16			
2.15	16152 - FCR Portugal Ventures Universitas - Lisboa	2007PT161PO001	specific fund	Article 44 §1 (a)	Portugal Capital Ventures - Sociedade de Capital de Risco, S.A. - Lisboa	2010	2.91	2.03	0.00	0.87	0.16	5.00			5.00				2.74					2.74	1.92	1.92			

Portugal

PT

I. Description and identification of the entities which implement FEIs						II. Amounts of OP contributions paid to FEIs (HF or specific fund)					III. Investments made by FEIs in final recipients																
1	2	3	4		5	6	7+8+9+10			11	12=13+14+15+16	13-16				17=18+19+20+21	18-21				22=23+24+25+26	23	24	25	26		
			a) HF/specific fund	b) Article 44 §1 (a) or (b) or (c)			Structural Funds	National public re-financing	National private co-financing			Management costs and fees	Total number of financial products offered	loans	guarantees		equity / venture capital	other products	loan	guarantee						equity / venture capital	other product
No.	Name of the fund	Operational Programme(s)	Type of FEI	Fund manager	Fund set-up	Amounts of OP contributions paid to the fund or set aside in case of guarantees (HF or specific fund)	out of which			Management costs and fees	Total number of financial products offered	out of which				OP contributions invested in final recipients	out of which				SF contributions invested in final recipients	out of which					
2.16	16154 - FCR Portugal Ventures Acelerador de Comercialização de Tecnologia II - Lisboa	2007PT161PO001	specific fund	Article 44 §1 (a)	Portugal Capital Ventures – Sociedade de Capital de Risco, S.A - Lisboa	2010	6.27	4.39	0.00	1.88	0.44	12.00			12.00		5.84			5.84			4.09			4.09	
2.17	16155 - FCR IStart I - Lisboa	2007PT161PO001	specific fund	Article 44 §1 (a)	Espirito Santo Ventures - Soc.Capital Risco, S.A - Lisboa	2010	1.46	1.02	0.00	0.44	0.09	6.00			6.00		1.38			1.38			0.94			0.94	
2.18	16156 - Linha de Financiamento a Investidores em Capital de Risco (Business Angels)	2007PT161PO001	specific fund	Article 44 §1 (a)	Diversas Entidades Veiculo (Sociedades de Business Angels)	2010	29.84	19.28	0.00	10.57	0.00	131.00			131.00		29.84			29.84			19.28			19.28	
2.19	16159 - FCR Fast Change II - Porto	2007PT161PO001	specific fund	Article 44 §1 (a)	Change Partners SCR, SA - Porto	2010	4.59	2.76	0.00	1.84	0.31	8.00			8.00		4.31			4.31			2.59			2.59	
2.20	32822 - FCR REVITALIZAR NORTE - Lisboa	2007PT161PO001	specific fund	Article 44 §1 (a)	REVIVER INVESTMENTS - SOCIEDADE DE CAPITAL DE RISCO, S.A. - Lisboa	2013	78.28	39.14	0.22	38.92	3.28	31.00			31.00		75.00			75.00			37.50			37.50	
2.21	32823 - FCR REVITALIZAR CENTRO - Lisboa	2007PT161PO001	specific fund	Article 44 §1 (a)	SOCIEDADE DE CAPITAL DE RISCO, S.A. - Lisboa	2013	79.87	39.93	0.22	39.71	0.00	42.00			42.00		79.87			79.87			39.93			39.93	
2.22	32824 - FCR REVITALIZAR LISBOA, ALENTEJO E ALGARVE - Lisboa	2007PT161PO001	specific fund	Article 44 §1 (a)	Capital Criativo SCR, SA - Lisboa	2013	19.41	9.70	0.06	9.65	0.67	10.00			10.00		18.74			18.74			9.37			9.37	
2.23	40784 - LINHA DE FINANCIAMENTO A OPERAÇÕES DESENVOLVIDAS POR BUSINESS ANGELS	2007PT161PO001	specific fund	Article 44 §1 (a)	Diversas Entidades Veiculo (Sociedades de Business Angels)	2013	15.76	10.00	0.00	5.76	0.00	42.00			42.00		15.76			15.76			10.00			10.00	
2.24	4574 - Linhas de Crédito PME Investe I e II	2007PT161PO001	specific fund	Article 44 §1 (a)	PME Investimentos - Sociedade de Investimento, S.A - Porto	2008	69.95	48.97	20.99	0.00	0.00	6,428.00			3,214.00		69.95		40.62		29.33		48.97		28.43		20.53
2.25	5734 - Fundo Especial de Investimento - FICA - Lisboa	2007PT161PO001	specific fund	Article 44 §1 (a)	Banc Gestão de Activos - Soc.Gestora de Fundos de Investimento Mobiliário, S.A - Lisboa	2010	5.38	3.76	1.61	0.00	0.07	5.00			5.00		5.30			5.30			3.71			3.71	
2.26	FCR IStart I - Lisboa	2007PT162PO001	specific fund	Article 44 §1 (a)	Espirito Santo Ventures SCR, S.A. - Lisboa	2011	0.60	0.24	0.00	0.36	0.03	2.00			2.00		0.58			0.58			0.23			0.23	
2.27	FCR Novabase Capital Inovação e Internacionalização - Lisboa	2007PT162PO001	specific fund	Article 44 §1 (a)	Novabase Capital – Sociedade de Capital de Risco, S.A. - Lisboa	2011	1.24	0.50	0.00	0.74	0.03	2.00			2.00		1.21			1.21			0.48			0.48	
2.28	FCR Portugal Ventures Acelerador de Comercialização de Tecnologia (ACTEC) II - Lisboa	2007PT162PO001	specific fund	Article 44 §1 (a)	Portugal Capital Ventures – Sociedade de Capital de Risco, S.A - Porto	2011	0.60	0.24	0.00	0.36	0.06	2.00			2.00		0.54			0.54			0.22			0.22	
2.29	FCR Portugal Ventures Early Stage - Lisboa	2007PT162PO001	specific fund	Article 44 §1 (a)	Portugal Capital Ventures – Sociedade de Capital de Risco, S.A - Porto	2011	0.83	0.33	0.00	0.50	0.03	1.00			1.00		0.79			0.79			0.32			0.32	
2.30	FCR Portugal Ventures Universitas - Lisboa	2007PT162PO001	specific fund	Article 44 §1 (a)	Portugal Capital Ventures – Sociedade de Capital de Risco, S.A - Porto	2011	0.56	0.22	0.00	0.33	0.03	2.00			2.00		0.52			0.52			0.21			0.21	
2.31	FCR Revitalizar Lisboa, Alentejo e Algarve - Lisboa	2007PT162PO001	specific fund	Article 44 §1 (a)	Capital Criativo - SCR, S.A.	2013	18.44	9.22	0.00	9.22	0.74	5.00			5.00		17.70			17.70			8.85			8.85	
2.32	FCR Revitalizar Sul - Lisboa	2007PT161PO005	specific fund	Article 44 §1 (a)	Capital Criativo - Sociedade de Capital de Risco, SA - Lisboa	2013	13.02	6.51	0.00	6.51	0.29	5.00			5.00		12.50			12.50			6.25			6.25	
2.33	Linhas crédito PME Investe I e II	2007PT162PO001	specific fund	Article 44 §1 (a)	PME Investimentos - Sociedade de Investimento, S.A. - Portugal, Porto	2008	13.15	3.06	10.09	0.00	0.00	998.00			499.00		13.15		8.46		4.69		3.06		1.97		1.09
2.34	PME Investe I e II	2007PT161PO005	specific fund	Article 44 §1 (a)	PME Investimentos - Sociedade de Investimento, S.A. - Portugal, Porto	2008	2.13	0.59	1.54	0.00	0.00	134.00			132.00		2.13		1.27		0.86		0.59		0.35		0.24

Portugal

PT

I. Description and identification of the entities which implement FEIs						II. Amounts of OP contributions paid to FEIs (HF or specific fund)					III. Investments made by FEIs in final recipients																				
1	2	3	4		5	6	7=8+9+10	8	9	10	11	12=13+14+15+16	13	14	15	16	17=18+19+20+21	18	19	20	21	22=23+24+25+26	23	24	25	26					
No.	Name of the fund	Operational Programme(s)	Type of FEI		Fund manager	Fund set-up	Amounts of OP contributions paid to the fund or set aside in case of guarantees (HF or specific fund)	out of which			Management costs and fees	Total number of financial products offered	out of which				OP contributions invested in final recipients	out of which				SF contributions invested in final recipients	out of which								
			a) HF/specific fund	b) Article 44 §1 (a) or (b) or (c)				Structural Funds	National public re-financing	National private co-financing			loans	guarantees	equity / venture capital	other products		loan	guarantee	equity / venture capital	other product		loan	guarantee	equity / venture capital	other product					
3	JESSICA HOLDING FUND PORTUGAL - LUXEMBOURG	2007PT161PO002	HF	-	European Investment Bank	2009	61.15	45.00	16.15		2.83																				
		2007PT161PO003					29.73	28.80	0.93		1.43																				
		2007PT161PO004					23.91	16.20	7.71		1.17																				
		2007PT161PO005					7.50	7.50			0.27																				
		2007PT162PO001					10.21	5.00	5.21		0.46																				
3.1	BPI JESSICA Loans, Porto (Contract 81249)	2007PT161PO004	specific fund	Article 44 §1 (b)	Banco BPI, Porto, Portugal	2011	17.48	9.88	7.61	0.00	0.00	10.00	10.00				16.82	16.82				9.50	9.50								
3.2	BPI JESSICA Loans, Porto (Contract 81247)	2007PT161PO002	specific fund	Article 44 §1 (b)	Banco BPI, Porto, Portugal	2011	45.73	29.72	16.00	0.00	0.00	41.00	41.00				44.02	44.02				28.61	28.61								
3.3	BPI JESSICA Loans, Portugal (Contract 83373)	2007PT161PO003	specific fund	Article 44 §1 (b)	Banco BPI, Porto, Portugal	2011	8.70	8.70	0.00	0.00	0.00	6.00	6.00				8.34	8.34				8.34	8.34								
3.4	Caixa Geral de Depósitos S.A., JESSICA Loans, Portugal (Contract 81248)	2007PT161PO003	specific fund	Article 44 §1 (b)	Caixa Geral de Depósitos S.A., Portugal	2011	37.59	19.83	17.76	0.00	0.00	40.00	40.00				36.80	36.80				19.08	19.08								
3.5	Caixa Geral de Depósitos, SA, JESSICA Loans, Portugal (Contract 82607)	2007PT161PO002	specific fund	Article 44 §1 (b)	Caixa Geral de Depósitos, SA, Portugal	2011	21.29	14.86	6.43	0.00	0.00	20.00	20.00				20.74	20.74				14.31	14.31								
3.6	Caixa Geral de Depósitos, SA, JESSICA Loans, Portugal (Contract 82608)	2007PT161PO004	specific fund	Article 44 §1 (b)	Caixa Geral de Depósitos, SA, Portugal	2011	8.80	6.14	2.66	0.00	0.00	14.00	14.00				8.57	8.57				5.91	5.91								
3.7	Turismo de Portugal, JESSICA Loans, (Contract 81251)	2007PT162PO001	specific fund	Article 44 §1 (b)	Turismo de Portugal IP, Lisbon, Portugal	2011	10.14	4.97	5.18	0.00	0.00	18.00	18.00				9.75	9.75				4.77	4.77								
3.8	Turismo de Portugal - JESSICA Loans, Portugal (Contract 81250)	2007PT161PO005	specific fund	Article 44 §1 (b)	Turismo de Portugal IP, Portugal	2011	15.00	7.50	7.50	0.00	0.00	11.00	11.00				14.72	14.72				7.23	7.23								
4	Linha de Apoio à Recuperação Empresarial da Madeira, Funchal	2007PT162PO002	specific fund	Article 44 §1 (a)	Instituto de Desenvolvimento Empresarial, IP - RAM Funchal	2011	0.55	0.47	0.08	0.00	0.00	224.00	0.00	0.00	0.00	224.00	0.55	0.00	0.00	0.00	0.55	0.47	0.00	0.00	0.00	0.00	0.47				
5	Linha de Crédito Açores Empresas III	2007PT161PO006	specific fund	Article 44 §1 (a)	Ilhas de Valor, SA Limited Company Mainly Public Região Autónoma dos Açores	2012	0.21	0.20	0.01			0.00	0.00	0.00	0.00	0.00	0.21	0.00	0.00	0.00	0.21	0.20	0.00	0.00	0.00	0.00	0.20				
6	Linha de Crédito Açores Investe II	2007PT161PO006	specific fund	Article 44 §1 (a)	Ilhas de Valor, SA Limited Company Mainly Public Região Autónoma dos Açores	2011	2.15	1.96	0.19			0.00	0.00	0.00	0.00	0.00	2.15	0.00	0.00	0.00	2.15	1.96	0.00	0.00	0.00	0.00	1.96				
7	Linha de Crédito Bonificado para Micro e Pequenas Empresas da Madeira, Funchal	2007PT162PO002	specific fund	Article 44 §1 (a)	Instituto de Desenvolvimento Empresarial, IP - RAM Funchal	2009	1.67	1.42	0.25	0.00	0.00	640.00	0.00	320.00	0.00	320.00	1.67	0.00	1.00	0.00	0.67	1.42	0.00	0.85	0.00	0.00	0.57				

Portugal

PT

I. Description and identification of the entities which implement FEIs						II. Amounts of OP contributions paid to FEIs (HF or specific fund)					III. Investments made by FEIs in final recipients																			
1	2	3	4		5	6	7=8+9+10	8	9	10	11	12=13+14+15+16	13	14	15	16	17=18+19+20+21	18	19	20	21	22=23+24+25+26	23	24	25	26				
No.	Name of the fund	Operational Programme(s)	Type of FEI		Fund manager	Fund set-up	Amounts of OP contributions paid to the fund or set aside in case of guarantees (HF or specific fund)	out of which			Management costs and fees	Total number of financial products offered	out of which				OP contributions invested in final recipients	out of which				SF contributions invested in final recipients	out of which							
			a) HF/specific fund	b) Article 44 §1 (a) or (b) or (c)				Structural Funds	National public re-financing	National private co-financing			loans	guarantees	equity / venture capital	other products		loan	guarantee	equity / venture capital	other product		loan	guarantee	equity / venture capital	other product				
8	Linha de Crédito Bonificado para Micro e Pequenas Empresas da Madeira II, Funchal	2007PT162PO002	specific fund	Article 44 §1 (a)	Instituto de Desenvolvimento Empresarial, IP - RAM Funchal	2011	1.62	1.37	0.24	0.00	0.00	528.00	0.00	264.00	0.00	264.00	1.62	0.00	1.00	0.00	0.62	1.37	0.00	0.85	0.00	0.52				
9	Linha de Crédito Investe QREN, Porto	2007PT161PO001	specific fund	Article 44 §1 (a)	Sociedade Portuguesa de Garantia Mútua - Sociedade de Investimento, S.A., Porto	2013	5.37	5.37	0.00	0.00	0.00	379.00	0.00	197.00	0.00	182.00	5.74	0.00	3.49	0.00	2.25	5.74	0.00	3.49	0.00	2.25				
10	Linha de Crédito Investe QREN, Porto	2007PT161PO005	specific fund	Article 44 §1 (a)	SPGM - Sociedade de Investimento, SA - Porto	2013	0.21	0.21	0.00	0.00	0.00	9.00	0.00	8.00	0.00	1.00	0.21	0.00	0.13	0.00	0.07	0.21	0.00	0.13	0.00	0.07				
11	Linha de Crédito PME Madeira, Funchal	2007PT161PO002	specific fund	Article 44 §1 (a)	Instituto de Desenvolvimento Empresarial, IP - RAM Funchal	2008	1.51	1.28	0.23	0.00	0.00	181.00	0.00	0.00	0.00	181.00	1.51	0.00	0.00	0.00	1.51	1.28	0.00	0.00	0.00	1.28				
12	Linha de Financiamento INVESTE QREN - Porto	2007PT161PO006	specific fund	Article 44 §1 (a)	SPGM - Sociedade de Investimento, SA - Porto	2012	0.10	0.10				0.00	0.00	0.00	0.00	0.00	0.10	0.00	0.06	0.00	0.05	0.10	0.00	0.06	0.00	0.05				
13	Linha de Financiamento INVESTE QREN - Porto	2007PT162PO001	specific fund	Article 44 §1 (a)	SPGM - Sociedade de Investimento, SA - Porto	2014	0.25	0.20	0.05	0.00	0.00	0.00	0.00	0.00	0.00	0.00	0.25	0.00	0.17	0.00	0.08	0.20	0.00	0.14	0.00	0.06				
TOTAL OP contributions provided						from MA to HF's	429.36	355.82	67.00	6.54	7.82																			
						from HF's to specific funds	627.31	354.14	100.13	173.03	11.62	8,134.00	160.00	3,845.00	414.00	3,715.00	610.53	159.76	50.36	365.53	34.88	344.12	97.75	30.76	193.75	21.86				
						from MA directly to specific funds	13.63	12.58	1.06	0.00	0.00	1,961.00	0.00	789.00	0.00	1,172.00	14.00	0.00	5.84	0.00	8.16	12.95	0.00	5.51	0.00	7.43				

Romania

RO

I. Description and identification of the entities which implement FEIs					II. Amounts of OP contributions paid to FEIs (HF or specific fund)							III. Investments made by FEIs in final recipients															
1	2	3	4		5	6	7=8+9+10	8	9	10	11	12=13+14+15+16	13	14	15	16	17=18+19+20+21	18	19	20	21	22=23+24+25+26	23	24	25	26	
No.	Name of the fund	Operational Programme(s)	Type of FEI		Fund manager	Fund set-up	Amounts of OP contributions paid to the fund or set aside in case of guarantees (HF or specific fund)	out of which			Management costs and fees	Total number of financial products offered	out of which				OP contributions invested in final recipients	out of which				SF contributions invested in final recipients	out of which				
			a) HF/specific fund	b) Article 44 §1 (a) or (b) or (c)				Structural Funds	National public co-financing	National private co-financing			loans	guarantees	equity / venture capital	other products		loan	guarantee	equity / venture capital	other product		loan	guarantee	equity / venture capital	other product	
1	EIF ACTING AS JEREMIE ROMANIA HOLDING FUND, LUXEMBOURG	2007RO161PO002	HF	-	n/a	2008	225.00	193.50	31.50	0.00	11.14																
1.1	First Loss Portfolio Guarantee	2007RO161PO002	specific fund	Article 44 §1 (a)	Banca Comerciala Romana (BCR), Bucharest Raiffeisen Bank, Bucharest Unicredit Tiriac Bank, Bucharest	2010	62.00	53.32	8.68	0.00	0.00	2,923.00		2,923.00			58.24		58.24			50.09		50.09			
1.2	Portfolio risk Sharing Loan	2007RO161PO002	specific fund	Article 44 §1 (a)	ProCredit Bank S.A., Bucharest Banca Transilvania, Cluj BRD - Societate Generale Group S.A, Bucharest Raiffeisen, Bucharest CEC Bank, Bucharest	2013	150.34	129.29	21.05	0.00	0.68	3,796.00	3,796.00				177.40	177.40				152.56	152.56				
1.3	Risk Capital Fund	2007RO161PO002	specific fund	Article 44 §1 (a)	Catalyst Romania SICAR Luxembourg	2012	10.54	9.07	1.48	0.00	1.03	0.00				0.00	9.10			9.10		7.83			7.83		

TOTAL OP contributions provided	from MA to HF's	225.00	193.50	31.50	0.00	11.14		0.00	0.00	0.00																		
	from HF's to specific funds	222.88	191.68	31.20	0.00	1.71	6,719.00	3,796.00	2,923.00	0.00	0.00	244.74	177.40	58.24	9.10		210.48	152.56	50.09	7.83								
	from MA directly to specific funds														0.00													

Sweden											SE																			
I. Description and identification of the entities which implement FEIs					II. Amounts of OP contributions paid to FEIs (HF or specific fund)						III. Investments made by FEIs in final recipients																			
1	2	3	4		5	6	7-8+9+10			11	12=13+14+15+16				17=18+19+20+21				22=23+24+25+26											
			Type of FEI				Fund manager	Fund setup	Amounts of OP contributions paid to the fund or set aside in case of guarantee (HF or specific fund)		out of which			Management costs and fees	Total number of financial products offered	out of which				out of which				SF contributions invested in final recipients						
			a) HF/specific fund	b) Article 44, §1 (a) or (b) or (c)							Structural Funds	National public co-financing	National private co-financing			loans	guarantees	equity / venture capital	other products	loan	guarantee	equity / venture capital	other product	loan	guarantee	equity / venture capital	other product			
1	Almi Invest Nora Mellansverige AB(70571) - Östersund	2007SE162PO006	specific fund	Article 44 §1 (a)	Almi Invest Nora Mellansverige AB(70571) public owned company - Östersund	2009	11.13	5.51	5.62	0.00	1.88	28.00	0.00	0.00	28.00	0.00	9.53	0.00	0.00	9.53	0.00	4.72	0.00	0.00	4.72	0.00				
2	Almi Invest Östra Mellansverige AB (70468)	2007SE162PO004	specific fund	Article 44 §1 (a)	Almi Invest Östra Mellansverige AB (70468) public owned company	2009	18.73	9.31	9.42	0.00	2.41	43.00	0.00	0.00	43.00	0.00	16.42	0.00	0.00	16.42	0.00	8.16	0.00	0.00	8.16	0.00				
3	Almi Invest Småland&Öarna AB (70384) Jönköping	2007SE162PO002	specific fund	Article 44 §1 (a)	Almi Invest Småland&Öarna AB (70384) public owned company - Jönköping	2009	12.83	5.09	7.74	0.00	2.25	39.00	0.00	0.00	39.00	0.00	10.58	0.00	0.00	10.58	0.00	4.20	0.00	0.00	4.20	0.00				
4	Almi Invest Stockholm AB (70527) - Östersund	2007SE162PO005	specific fund	Article 44 §1 (a)	Almi Invest Stockholm AB (70527) public owned company - Östersund	2009	15.29	7.59	7.70	0.00	2.02	30.00	0.00	0.00	30.00	0.00	13.59	0.00	0.00	13.59	0.00	6.75	0.00	0.00	6.75	0.00				
5	Almi Invest Värmland AB (70619) - Göteborg	2007SE162PO006	specific fund	Article 44 §1 (a)	Almi Invest Värmland AB (70619) public owned company - Göteborg	2009	5.03	2.51	2.51	0.00	0.92	13.00	0.00	0.00	13.00	0.00	4.11	0.00	0.00	4.11	0.00	2.05	0.00	0.00	2.05	0.00				
6	Almi Invest Västverige AB (70462)	2007SE162PO003	specific fund	Article 44 §1 (a)	Almi Invest Västverige AB (70462) public owned company	2009	23.91	7.01	16.90	0.00	3.04	50.00	0.00	0.00	50.00	0.00	20.87	0.00	0.00	20.87	0.00	6.12	0.00	0.00	6.12	0.00				
7	Mittkapital i Jämtland Västernorrland	2007SE162PO007	specific fund	Article 44 §1 (a)	Mittkapital i Jämtland Västernorrland public authority	2009	19.65	9.83	9.83	0.00	3.83	14.00	0.00	0.00	14.00	0.00	15.94	0.00	0.00	15.94	0.00	7.97	0.00	0.00	7.97	0.00				
8	Partnerinvest i norr AB (119148) - Piteå	2007SE162PO008	specific fund	Article 44 §1 (a)	Partnerinvest i norr AB (119148) public owned company - Piteå	2009	19.20	9.55	9.65	0.00	3.39	44.00	0.00	0.00	44.00	0.00	15.81	0.00	0.00	15.81	0.00	7.87	0.00	0.00	7.87	0.00				
9	Saminvest (Mittsverige) 68261 - Hälsöstrand	2007SE162PO007	specific fund	Article 44 §1 (a)	Saminvest (Mittsverige) 68261 public owned company - Hälsöstrand	2009	13.31	6.66	6.66	0.00	1.79	39.00	0.00	0.00	39.00	0.00	11.53	0.00	0.00	11.53	0.00	5.76	0.00	0.00	5.76	0.00				
10	Sydsvensk Entreprenörfond I AB (118011) - Stockholms län	2007SE162PO001	specific fund	Article 44 §1 (a)	Sydsvensk Entreprenörfond I AB (118011) public owned company - Stockholms län	2009	4.00	2.00	2.00	0.00	0.57	20.00	0.00	0.00	20.00	0.00	3.43	0.00	0.00	3.43	0.00	1.72	0.00	0.00	1.72	0.00				
11	Sydsvensk Entreprenörfond II AB (118013) - Lunds kommun, Skåne län	2007SE162PO001	specific fund	Article 44 §1 (a)	Sydsvensk Entreprenörfond II AB (118013) public owned company - Lunds kommun, Skåne län	2009	14.39	7.20	7.20	0.00	2.51	18.00	0.00	0.00	18.00	0.00	11.92	0.00	0.00	11.92	0.00	5.96	0.00	0.00	5.96	0.00				
TOTAL OP contributions provided						from MA to HF's																								
						from HF's to specific funds																								
						from MA directly to specific funds	157.47	72.25	85.22	0.00	24.60	338.00	0.00	0.00	338.00	0.00	133.73	0.00	0.00	133.73	0.00	61.27	0.00	0.00	61.27	0.00	0.00	61.27	0.00	

Slovenia

SI

I. Description and identification of the entities which implement FEIs					II. Amounts of OP contributions paid to FEIs (HF or specific fund)						III. Investments made by FEIs in final recipients																	
1	2	3	4		5	6	7=8+9+10	8	9	10	11	12=13+14+15+16	13	14	15	16	17=18+19+20+21	18	19	20	21	22=23+24+25+26	23	24	25	26		
No.	Name of the fund	Operational Programme(s)	Type of FEI		Fund manager	Fund set-up	Amounts of OP contributions paid to the fund or set aside in case of guarantees (HF or specific fund)	out of which			Management costs and fees	Total number of financial products offered	out of which				OP contributions invested in final recipients	out of which				SF contributions invested in final recipients	out of which					
			a) HF/specific fund	b) Article 44 §1 (a) or (b) or (c)				Structural Funds	National public co-financing	National private co-financing			loans	guarantees	equity / venture capital	other products		loan	guarantee	equity / venture capital	other product		loan	guarantee	equity / venture capital	other product		
1	PROGRAMME OF FINANCIAL ENGINEERING INSTRUMENTS (PFI) WITHIN SLOVENE ENTERPRISE FUND (SEF), MARIBOR, SLOVENIA	2007SI161PO001	HF	-	Slovene Enterprise Fund, Ulica kneza Kocija 22, 2000 Maribor, Slovenia	2009	124.60	105.91	18.69	0.00	3.85																	
		2007SI051PO001				2015	25.80	21.93	3.87	0.00	0.24																	
1.1	Loan Fund for social SMEs	2007SI051PO001	specific fund	Article 44 §1 (a)	Slovene enterprise fund, Ulica kneza Kocija 22, 2000 Maribor, Slovenia	2015	0.43	0.37	0.07	0.00	0.00	163.00	20.00	143.00			11.93	0.43	11.50			10.14	0.37	9.77				
1.2	Guarantee Fund	2007SI051PO001	specific fund	Article 44 §1 (a)	Slovene enterprise fund, Ulica kneza Kocija 22, 2000 Maribor, Slovenia		25.13	21.36	3.77	0.00	0.00																	
1.3	Guarantee Fund	2007SI161PO001	specific fund	Article 44 §1 (a)	Slovene enterprise fund, Ulica kneza Kocija 22, 2000 Maribor, Slovenia	2009	58.22	49.48	8.73	0.00	0.00	3,647.00	744.00	1,437.00	29.00	1,437.00	117.37	11.52	58.39	13.68	33.78	99.77	9.79	49.63	11.62	28.72		
1.4	Loan Fund for micro and small enterprises	2007SI161PO001	specific fund	Article 44 §1 (a)	Slovene enterprise fund, Ulica kneza Kocija 22, 2000 Maribor, Slovenia		11.52	9.79	1.73	0.00	0.00																	
1.5	VC fund	2007SI161PO001	specific fund	Article 44 §1 (a)	Slovene enterprise fund, Ulica kneza Kocija 22, 2000 Maribor, Slovenia		17.23	14.65	2.59	0.00	2.85																	
2	Guarantee fund for bank loans with subsidy of interest rate	2007SI161PO001	specific fund	Article 44 §1 (a)	Slovene Enterprise Fund; legal status: public financial institution of the Republic of Slovenia; registered place: Maribor, Slovenia	2009	42.66	36.26	6.40	0.00	0.00	900.00	0.00	900.00	0.00	0.00	42.69	0.00	42.69	0.00	0.00	36.26		36.26	0.00	0.00		

TOTAL OP contributions provided	from MA to HF's	150.40	127.84	22.56	0.00	4.09																							
	from HF's to specific funds	112.53	95.65	16.88	0.00	2.85	3,810.00	764.00	1,580.00	29.00	1,437.00	129.30	11.96	69.89	13.68	33.78	109.91	10.16	59.41	11.62	28.72								
	from MA directly to specific funds	42.66	36.26	6.40	0.00	0.00	900.00	0.00	900.00	0.00	0.00	42.69	0.00	42.69	0.00	0.00	36.26		36.26	0.00	0.00		36.26	0.00	0.00				

Slovakia

SK

I. Description and identification of the entities which implement FEIs						II. Amounts of OP contributions paid to FEIs (HF or specific fund)					III. Investments made by FEIs in final recipients																																		
1	2	3	4		5	6	7-8+9+10				11	12=13+14+15+16				17=18+19+20+21				22=23+24+25+26																									
			Type of FEI				Fund manager	Fund setup	Amounts of OP contributions paid to the fund or set aside in case of guarantees (HF or specific fund)	out of which			Management costs and fees	Total number of financial products offered	out of which				OP contributions invested in final recipients	out of which																									
			a) HF/Specific fund	b) Article 44, §1 (a) or (b) or (c)						Structural Funds		National public co-financing			National private co-financing	loans	guarantees	equity / venture capital		other products	loan	guarantee	equity / venture capital	other product	SF contributions invested in final recipients	loan	guarantee	equity / venture capital	other product																
1	JEREMIE HOLDING FUND SLOVAKIA THROUGH SLOVENSKÝ ZÁRUČNÝ A ROZVOJOVÝ FOND, S.R.O. DVOŘÁKOVO NÁBŘEZIE 4, 811 02 BRATISLAVA	2007SK161PO006	HF		SZRB Asset Management, a. s., Grösslingová 44, 811 09 Bratislava (from 01/01/2016 transfer contract directly form the EIF to SZRB AM)	2009	107.06	91.00	16.06	0.00	8.02																																		
		2007SK162PO001					3.53	3.00	0.53	0.00	0.38																																		
		2007SK16UPO001					29.41	25.00	4.41	0.00	3.20																																		
1.1	FLPG_SISP, Bratislava	2007SK161PO006	specific fund	Article 44 §1 (a)	Slovenská sporiteľňa, a. s., Tomášikova 48, 832 37 Bratislava (20/11/2013)	2013	14.59	12.40	2.19	0.00	0.00	224.00						224.00							14.59			14.59									12.40				12.40				
1.2	FLPG_SZRB, Bratislava	2007SK161PO006	specific fund	Article 44 §1 (a)	Slovenská záručná a rozvojová banka, a. s., Štefánikova 27, P.O.BOX 154, 814 99 Bratislava (27/03/2013)	2013	4.72	4.01	0.71	0.00	0.00	111.00						111.00								4.72			4.72						4.01			4.01							
1.3	FLPG_Tatra, Bratislava	2007SK161PO006	specific fund	Article 44 §1 (a)	Tatra banka, a. s., Hodžovo námestie 3, P. O. Box 42, 850 05 Bratislava 55 (28/03/2013)	2013	10.10	8.58	1.51	0.00	0.00	172.00						172.00								10.10			10.10						8.58			8.58							
1.4	FLPG_UniCredit, Bratislava	2007SK161PO006	specific fund	Article 44 §1 (a)	UniCredit Bank Czech Republic and Slovakia, a. s., Šancová 1/A, 813 33 Bratislava (25/03/2013)	2013	11.72	9.97	1.76	0.00	0.00	163.00						163.00								11.72			11.72						9.97			9.97							
1.5	PRSL_IL_SZRB, Bratislava	2007SK161PO006	specific fund	Article 44 §1 (a)	Slovenská záručná a rozvojová banka, a. s., Štefánikova 27, P. O. Box 154, 814 99 Bratislava (18/12/2015)	2015	16.09	13.67	2.41	0.00	0.29	90.00						90.00								16.09			16.09						13.43			13.43							
1.6	PRSL_IL_TATRA, Bratislava	2007SK161PO006	specific fund	Article 44 §1 (a)	Tatra banka, a. s., Hodžovo námestie 3, P. O. Box 42, 850 05 Bratislava (26/02/2016)	2016	13.86	11.78	2.08	0.00	0.27	97.00						97.00								13.86			13.86						11.55			11.55							
1.7	PRSL_OTP + PRSL_IL_OTP, Bratislava	2007SK161PO006	specific fund	Article 44 §1 (a)	OTP Banka Slovensko, a. s., Štúrova 5, 813 54 Bratislava (04/09/2014), (22/12/2015)	2014	4.21	3.58	0.63	0.00	0.00	25.00						25.00								4.21			4.21						3.58			3.58							
						2015	6.00	5.10	0.90	0.00	0.02	24.00					24.00					24.00							6.00			6.00						5.08			5.08				
1.8	PRSL_SBERBANK + PRSL_IL_SBERBANK, Bratislava	2007SK161PO006	specific fund	Article 44 §1 (a)	SBERBANK Slovensko, a. s., Vysoká 9, P.O.BOX 81, 810 00 Bratislava (25/02/2014), (11/03/2016)	2014	2.15	1.82	0.32	0.00	0.00	22.00						22.00								2.15			2.15						1.82			1.82							
						2016	1.50	1.28	0.23	0.00	0.00	9.00					9.00					9.00							1.50			1.50						1.28			1.28				
1.9	JEREMIE Co-investment Fund, Paultínyho 8, 811 02 Bratislava Slovakia	2007SK16UPO001	specific fund	Article 44 §1 (a)	Limerock Fund Manager, Planét 5, 821 02 Bratislava Slovakia	2014	5.34	4.54	0.80	0.00	0.64	8.00						8.00								5.34			5.34						3.99			3.99							
1.10	Slovak Innovation Fund	2007SK162PO001	specific fund	Article 44 §1 (a)	Neulogy Ventures SIF, Ilkovičová 2, 84104 Bratislava, Slovakia	2014	3.03	2.58	0.46	0.00	0.26	14.00						14.00								3.03			3.03						0.00			0.00		2.35			2.35		0.00
1.11	Slovak Venture Fund - SEF, Slovak Venture Fund S.C.A., SICAR 11, avenue Emile Reuter L-2420 Luxembourg	2007SK16UPO001	specific fund	Article 44 §1 (a)	Neulogy Ventures, Tallerova 4, 841 04 Bratislava, Slovakia	2014	11.67	9.92	1.75	0.00	0.93	22.00						22.00								11.67			11.67								8.26			8.26					
1.12	Slovak Venture Fund - SIF, Slovak Venture Fund S.C.A., SICAR 11, avenue Emile Reuter L-2420 Luxembourg	2007SK16UPO001	specific fund	Article 44 §1 (a)	Neulogy Ventures, Tallerova 4, 841 04 Bratislava, Slovakia	2014	3.12	2.65	0.47	0.00	0.32	14.00						14.00								3.12			3.12								2.38			2.38					

Slovakia

SK

I. Description and identification of the entities which implement FEIs						II. Amounts of OP contributions paid to FEIs (HF or specific fund)					III. Investments made by FEIs in final recipients															
1	2	3	4		5	6	7=8+9+10	8	9	10	11	12=13+14+15+16	13	14	15	16	17=18+19+20+21	18	19	20	21	22=23+24+25+26	23	24	25	26
No.	Name of the fund	Operational Programme(s)	Type of FEI		Fund manager	Fund set-up	Amounts of OP contributions paid to the fund or set aside in case of guarantees (HF or specific fund)	out of which			Management costs and fees	Total number of financial products offered	out of which				OP contributions invested in final recipients	out of which				SF contributions invested in final recipients	out of which			
			a) HF/specific fund	b) Article 44 §1 (a) or (b) or (c)				Structural Funds	National public co-financing	National private co-financing			loans	guarantees	equity / venture capital	other products		loan	guarantee	equity / venture capital	other product		loan	guarantee	equity / venture capital	other product
2	JESSICA through štátny fond rozvoja bývania, Lamačská cesta č. 8, 833 04 Bratislava 37	2007SK161PO003 2007SK162PO001 2007SK161PO006	specific fund	Article 44 §1 (c)	Štátny fond rozvoja bývania, finančná inštitúcia, Lamačská cesta 8, 833 04 Bratislava 37	2013	164.99	140.24	24.75	0.00	0.00	780.00	780.00	0.00	0.00	0.00	164.99	164.99	0.00	0.00	0.00	140.24	140.24	0.00	0.00	0.00
							20.72	17.61	3.11	0.00	0.00	82.00	82.00	0.00	0.00	0.00	20.72	20.72	0.00	0.00	0.00	17.61	17.61	0.00	0.00	0.00
							59.00	50.15	8.85	0.00	0.00	299.00	299.00	0.00	0.00	0.00	59.00	59.00	0.00	0.00	0.00	50.15	50.15	0.00	0.00	0.00
TOTAL OP contributions provided						from MA to HFs	1,400,001.00	119.00	21.00	0.00	11.60															
						from HFs to specific funds	108.10	91.89	16.22	0.00	2.74	995.00	267.00	670.00	58.00	0.00	104.34	43.23	41.13	19.98	0.00	88.69	36.75	34.96	16.98	0.00
						from MA directly to specific funds	244.70	208.00	36.71	0.00	0.00	1,161.00	1,161.00	0.00	0.00	0.00	244.70	244.70	0.00	0.00	0.00	208.00	208.00	0.00	0.00	0.00

The United Kingdom

UK

I. Description and identification of the entities which implement FEIs						II. Amounts of OP contributions paid to FEIs (HF or specific fund)					III. Investments made by FEIs in final recipients																								
1	2	3	4		5	6	7-8+9+10				11	12+13+14+15+16				13	14	15	16	17=18+19+20+21	18	19	20	21	22+23+24+25+26				23	24	25	26			
No.	Name of the fund	Operational Programme(s)	Type of FEI		Fund manager	Fund setup	Amounts of OP contributions paid to the fund or set aside in case of guarantee (HF or specific fund)	out of which			Management costs and fees	Total number of financial products offered	out of which				OP contributions invested in final recipients	out of which				SF contributions invested in final recipients	out of which												
			a) HF/specific fund	b) Article 44, §1 (a) or (b) or (c)				Structural Funds	National public co-financing	National private co-financing			loans	guarantees	equity / venture capital	other products		loan	guarantee	equity / venture capital	other product		loan	guarantee	equity / venture capital	other product									
1	FINANCE WALES PLC, CARDIFF	2007UK161PO002	HF	-	Finance Wales plc, Wales, Cardiff	2009	104.94	52.47	0.00	52.47	0.00																								
		2007UK162PO012					65.51	17.18	20.07	28.25	0.00																								
1.1	JEREMIE, Cardiff	2007UK161PO002	specific fund	Article 44 §1 (a)	Finance Wales Investments Ltd, a wholly owned subsidiary of Finance Wales plc, Cardiff	2009	104.94	52.47	0.00	52.47	0.00	357.00	288.00		69.00				104.94	41.97			62.97			52.47	20.98			31.49					
		2007UK162PO012					65.51	17.18	20.07	28.25	0.00	243.00	186.00		57.00			64.58	22.11			42.46				16.61	2.82					13.79			
2	Highlands & Islands SCFI Fund	2007UK161PO001	specific fund	Article 44 §1 (a)	Scottish Enterprise, Glasgow, G2 6HQ	2009	7.14	2.88	4.26	0.00	0.09	15.00	6.00	0.00	9.00	0.00		6.08	4.79	0.00	1.29	0.00		2.43	1.91	0.00	0.52	0.00							
3	*JESSICA HF SCOTLAND 98 - 100 BLVD KONRAD ADENAUER L-2950 LUXEMBOURG*	2007UK162PO001	HF	-	European Investment Bank	2010	60.00	28.80	31.20	0.00	2.33																								
3.1	*The Scottish Partnership for Regeneration in Urban Centres (SPRUCE) - Amber Fund Management Limited, Two London Bridge, London, SE1 9RA*	2007UK162PO001	specific fund	Article 44 §1 (b)	Amber Fund Management Limited, Two London Bridge, London, SE1 9RA	2011	17.75	8.52	9.23	0.00	0.97	2.00	2.00		0.00				3.89	3.89			0.00		3.89	3.89			0.00						
4	East of Scotland Investment Fund	2007UK162PO001	specific fund	Article 44 §1 (a)	WSLF Management Services Ltd, London Road, Kilmarnock, KA3 7BU	2010	7.10	2.53	2.44	2.13	0.85	73.00	73.00	0.00	0.00	0.00		1.26	1.26	0.00	0.00	0.00		1.26	1.26	0.00	0.00	0.00	0.00	0.00	0.00	0.00	0.00	0.00	0.00
5	Scottish Co-Investment Fund II	2007UK162PO001	specific fund	Article 44 §1 (a)	Scottish Enterprise, Glasgow, G2 6HQ	2008	94.48	37.68	56.80	0.00	0.46	520.00	143.00	0.00	377.00	0.00		56.80	11.59	0.00	45.20	0.00		22.71	4.64	0.00	18.08	0.00							
6	Scottish Investment Bank Loans Fund	2007UK162PO001	specific fund	Article 44 §1 (a)	Maven Capital Partners UK LLP, Glasgow, G2 5LW	2010	61.30	8.90	36.00	16.40	0.84	8.00	8.00	0.00	0.00	0.00		9.11	9.11	0.00	0.00	0.00		3.64	3.64	0.00	0.00	0.00	0.00	0.00	0.00	0.00	0.00	0.00	
7	Scottish Venture Fund	2007UK162PO001	specific fund	Article 44 §1 (a)	Scottish Enterprise - Glasgow G2 6HQ	2009	70.53	27.93	42.60	0.00	0.34	81.00	30.00	0.00	51.00	0.00		37.68	9.41	0.00	28.27	0.00		15.07	3.76	0.00	11.31	0.00							
8	West of Scotland Loan Fund	2007UK162PO001	specific fund	Article 44 §1 (a)	West of Scotland Loan Fund, London Road Centre, London Road, Kilmarnock, KA3 7BU	2009	21.30	8.52	6.39	6.39	0.00	353.00	353.00	0.00	0.00	0.00		12.07	12.07	0.00	0.00	0.00		4.83	4.83	0.00	0.00	0.00	0.00	0.00	0.00	0.00	0.00	0.00	0.00
9	South West Loan Fund - Convergence, Truro, Cornwall	2007UK161PO003	specific fund	Article 44 §1 (a)	South West Investment Group (Capital) Ltd, Truro, Cornwall	2009	2.38	1.04	1.35	0.00	2.08	0.00	0.00	0.00	0.00	0.00		6.57	6.57	0.00	0.00	0.00		4.93	4.93	0.00	0.00	0.00	0.00	0.00	0.00	0.00	0.00	0.00	
10	SOUTH WEST LOAN FUND, TRURO	2007UK161PO003	HF	-	South West Investment Group (Capital) Ltd, Truro	2009	5.14	3.79	1.35	0.00	0.00																								
		2007UK162PO011					8.50	4.25	4.25	0.00	0.00																								
10.1	South West Loan Fund - Convergence, Truro	2007UK161PO003	specific fund	Article 44 §1 (a)	FC Fund Managers Ltd, Truro and SWIG Services Ltd, Truro	2010	5.06	3.79	1.26	0.00	0.00	121.00	121.00					8.13	8.13					3.79	3.79										
		2007UK162PO011					6.66	3.33	3.33	0.00	0.00	158.00	158.00					8.94	8.94								3.33	3.33							

The United Kingdom

UK

I. Description and identification of the entities which implement FEIs						II. Amounts of OP contributions paid to FEIs (HF or specific fund)					III. Investments made by FEIs in final recipients																		
1	2	3	4		5	6	7=8+9+10	8	9	10	11	12=13+14+15+16	13	14	15	16	17=18+19+20+21	18	19	20	21	22=23+24+25+26	23	24	25	26			
No.	Name of the fund	Operational Programme(s)	Type of FEI		Fund manager	Fund set-up	Amounts of OP contributions paid to the fund or set aside in case of guarantees (HF or specific fund)	out of which			Management costs and fees	Total number of financial products offered	out of which				OP contributions invested in final recipients	out of which				SF contributions invested in final recipients	out of which						
			a) HF/specific fund	b) Article 44 §1 (a) or (b) or (c)				Structural Funds	National public re-financing	National private co-financing			loans	guarantees	equity / venture capital	other products		loan	guarantee	equity / venture capital	other product		loan	guarantee	equity / venture capital	other product			
10.2	South West Microcredit Fund, Truro	2007UK162PO011	specific fund	Article 44 §1 (a)	SWIG Services Ltd, Truro	2010	1.25	0.63	0.63	0.00	0.00	225.00	225.00					1.12	1.12					0.63	0.63				
11	South West Loan Fund Competitiveness, Truro, Cornwall	2007UK162PO011	specific fund	Article 44 §1 (a)	South West Investment Group (Capital) Ltd - Truro, Cornwall	2009	6.66	3.33	3.33	0.00	2.36	0.00	0.00	0.00	0.00	0.00	0.00	6.66	6.66	0.00	0.00	0.00	0.00	3.33	3.33	0.00	0.00	0.00	0.00
12	South West Microcredit Fund, Truro, Cornwall	2007UK162PO011	specific fund	Article 44 §1 (a)	South West Investment Group (Capital) Ltd - Truro, Cornwall	2010	1.52	0.76	0.61	0.15	0.54	0.00	0.00	0.00	0.00	0.00	1.52	1.52	0.00	0.00	0.00	0.00	0.73	0.73	0.00	0.00	0.00	0.00	
13	South East Sustainability Loan Fund (SESLF), Blackwater, Surrey GU17 9AB	2007UK162PO002	specific fund	Article 44 §1 (a)	James Edwards (Fund Manager), The FSE Group, Blackwater, Surrey GU17 9AB	2009	1.80	1.80	0.00	0.00	0.09	26.00	26.00	0.00	0.00	0.00	3.03	3.03	0.00	0.00	0.00	0.00	1.52	1.52	0.00	0.00	0.00	0.00	
14	Co-Investment Fund, Invest NI, Bedford Square, Bedford Street, Belfast BT2 7ES	2007UK162PO003	specific fund	Article 44 §1 (a)	Clarendon Fund Managers Ltd, 8th Floor, City Exchange, 11-13 Gloucester Street, Belfast BT1 4LS	2012	10.98	5.49	0.00	5.49	0.00	25.00	0.00	0.00	25.00	0.00	10.98	0.00	0.00	10.98	0.00	0.00	5.49	0.00	0.00	5.49	0.00	0.00	
15	LOW CARBON INNOVATION FUND (LCIF), UNIVERSITY OF EAST ANGLIA, THE REGISTRY, UNIVERSITY OF EAST ANGLIA, EALHAM ROAD, NORWICH, NORFOLK, NR4 7TJ.	2007UK162PO004	HF	-	University of East Anglia (A charity) The Registry, University of East Anglia, Ealham Road, Norwich, Norfolk, NR4 7TJ.	2009	23.94	23.94	0.00	0.00	0.00																		
15.1	Low Carbon Innovation Fund (LCIF), University of East Anglia, The Registry, University of East Anglia, Earham Road, Norwich, Norfolk, NR4 7TJ	2007UK162PO004	specific fund	Article 44 §1 (a)	Turquoise International Ltd, 2 Lambeth Hill, London, EC4V 4GG. (Limited Company Registered 799081867 at this address.)		82.42	23.92	0.73	57.77	0.00	86.00	36.00		50.00		82.42	13.57		68.85		23.92	4.34			19.58			
16	FINANCE FOR BUSINESS NORTH EAST (UK), NORTH EAST FINANCE (HOLDCO) LTD, 33 GREY STREET, NEWCASTLE UPON TYNE, NE1 6EE, UK	2007UK162PO005	HF	-	North East Finance (Holdco) Ltd, 33 Grey Street, Newcastle upon Tyne, NE1 6EE, UK	2009	164.73	61.45	31.86	71.42	36.57																		
16.1	NE Accelerator Fund, Northstar Equity Investors Limited (via Northstar Ventures), 5th Floor, Maybrook House, 27-35 Grainger Street, Newcastle upon Tyne, NE1 5JE	2007UK162PO005	specific fund	Article 44 §1 (a)	Northstar Equity Investors Limited (via Northstar Ventures), 5th Floor, Maybrook House, 27-35 Grainger Street, Newcastle upon Tyne, NE1 5JE	2010	41.06	15.32	7.94	17.80	6.17	75.00			75.00		41.06		41.06				15.32			15.32			

The United Kingdom

UK

I. Description and identification of the entities which implement FEIs						II. Amounts of OP contributions paid to FEIs (HF or specific fund)					III. Investments made by FEIs in final recipients															
1	2	3	4		5	6	7=8+9+10	8	9	10	11	12=13+14+15+16	13	14	15	16	17=18+19+20+21	18	19	20	21	22=23+24+25+26	23	24	25	26
No.	Name of the fund	Operational Programme(s)	Type of FEI		Fund manager	Fund set-up	Amounts of OP contributions paid to the fund or set aside in case of guarantees (HF or specific fund)	out of which			Management costs and fees	Total number of financial products offered	out of which				OP contributions invested in final recipients	out of which				SF contributions invested in final recipients	out of which			
			a) HF/specific fund	b) Article 44 §1 (a) or (b) or (c)				Structural Funds	National public re-financing	National private co-financing			loans	guarantees	equity / venture capital	other products		loan	guarantee	equity / venture capital	other product		loan	guarantee	equity / venture capital	other product
16.2	NE Angel Fund, Rivers Capital Partners Limited, 34 Moor Crescent, Gosforth, Newcastle upon Tyne, NE3 4AP	2007UK162PO005	specific fund	Article 44 §1 (a)	Rivers Capital Partners Limited, 34 Moor Crescent, Gosforth, Newcastle upon Tyne, NE3 4AP	2010	13.37	4.99	2.59	5.80	2.47	67.00			67.00		13.37			13.37		4.99			4.99	
16.3	NE Growth Fund, NEL Fund Managers Limited, Akenside Studios, 3 Akenside Hill, Newcastle upon Tyne, NE1 3UF	2007UK162PO005	specific fund	Article 44 §1 (a)	NEL Fund Managers Limited, Akenside Studios, 3 Akenside Hill, Newcastle upon Tyne, NE1 3UF	2010	34.23	12.77	6.62	14.84	3.85	95.00			95.00		34.23			34.23		12.77			12.77	
16.4	NE Growth Plus Fund, FW Capital Limited, Oakleigh House, 14-16 Park Place, Cardiff, CF10 3DQ	2007UK162PO005	specific fund	Article 44 §1 (a)	FW Capital Limited, Oakleigh House, 14-16 Park Place, Cardiff, CF10 3DQ	2010	27.39	10.22	5.30	11.88	2.51	35.00			35.00		27.39			27.39		10.22			10.22	
16.5	NE Micro Loan Fund, Tyne & Wear Enterprise Trust Ltd (via Entrust), Portman House, Portland Road, Newcastle upon Tyne, NE2 1AQ	2007UK162PO005	specific fund	Article 44 §1 (a)	Tyne & Wear Enterprise Trust Ltd (via Entrust), Portman House, Portland Road, Newcastle upon Tyne, NE2 1AQ	2009	8.46	3.15	1.64	3.67	1.62	452.00	452.00				8.46	8.46				3.15	3.15			
16.6	North East Proof of Concept Fund, Northstar Equity Investors Limited (via Northstar Ventures), 5th Floor, Maybrook House, 27-35 Grainger Street, Newcastle upon Tyne, NE1 5JE	2007UK162PO005	specific fund	Article 44 §1 (a)	Northstar Equity Investors Limited (via Northstar Ventures), 5th Floor, Maybrook House, 27-35 Grainger Street, Newcastle upon Tyne, NE1 5JE	2010	24.91	9.29	4.82	10.80	4.62	158.00			158.00		24.91			24.91		9.29			9.29	
16.7	North East Technology Fund, IP Group Plc, 24 Cornhill London EC3V 3ND	2007UK162PO005	specific fund	Article 44 §1 (a)	IP Group Plc, 24 Cornhill London EC3V 3ND	2010	38.44	14.34	7.43	16.67	5.96	66.00			66.00		38.44			38.44		14.34			14.34	
17	North East Creative Content Fund, Level 10, Baltic Place West, South Shore Road, Gateshead, NE8 3AE	2007UK162PO005	specific fund	Article 44 §1 (a)	Northern Film and Media (Holdco) Limited, North East Creative Content Fund, Level 10, Baltic Place West, South Shore Road, Gateshead, NE8 3AE	2009	5.43	2.64	0.00	2.79	0.00	18.00	1.00	0.00	17.00	0.00	5.26	0.17	0.00	5.09	0.00	2.64	0.17	0.00	2.47	0.00
18	LONDON GREEN FUND, LUXEMBOURG	2007UK162PO006	HF	-	European Investment Bank	2009	135.41	67.70	67.70	0.00	3.39															
18.1	Foresight Environmental Fund (FEF), Kent	2007UK162PO006	specific fund	Article 44 §1 (b)	Foresight Group LLP, Kent	2011	39.49	19.75	19.75	0.00	3.78	17.00			17.00		42.19			42.19		21.10			21.10	
18.2	Greener Social Housing Fund (GSF)	2007UK162PO006	specific fund	Article 44 §1 (c)	The Housing Finance Corporation, London		13.54	6.77	6.77	0.00	0.00															
18.3	London Energy Efficiency Fund (LEEF), London	2007UK162PO006	specific fund	Article 44 §1 (c)	Amber Infrastructure Ltd, London	2011	78.99	39.49	39.49	0.00	5.46	7.00	7.00				89.46	89.46				44.73	44.73			
19	LONDON SME INVESTMENT FUND, LONDON	2007UK162PO006	HF	-	SME Wholesale Finance (London) Ltd, UK, London	2012	15.11	11.52	3.59	0.00	0.29															

The United Kingdom

UK

I. Description and identification of the entities which implement FEIs						II. Amounts of OP contributions paid to FEIs (HF or specific fund)					III. Investments made by FEIs in final recipients															
1	2	3	4		5	6	7=8+9+10	8	9	10	11	12=13+14+15+16	13	14	15	16	17=18+19+20+21	18	19	20	21	22=23+24+25+26	23	24	25	26
No.	Name of the fund	Operational Programme(s)	Type of FEI		Fund manager	Fund set-up	Amounts of OP contributions paid to the fund or set aside in case of guarantees (HF or specific fund)	out of which			Management costs and fees	Total number of financial products offered	out of which				OP contributions invested in final recipients	out of which				SF contributions invested in final recipients	out of which			
			a) HF-specific fund	b) Article 44 §1 (a) or (b) or (c)				Structural Funds	National public co-financing	National private co-financing			loans	guarantees	equity / venture capital	other products		loan	guarantee	equity / venture capital	other product		loan	guarantee	equity / venture capital	other product
19.1	MMC London Fund, London	2007UK162PO006	specific fund	Article 44 §1 (a)	MMC Ventures, London	2012	23.68	11.84	3.69	8.15	1.27	43.00			43.00		21.27			21.27		10.78			10.78	

The United Kingdom

UK

I. Description and identification of the entities which implement FEIs						II. Amounts of OP contributions paid to FEIs (HF or specific fund)					III. Investments made by FEIs in final recipients															
1	2	3	4		5	6	7=8+9+10	8	9	10	11	12=13+14+15+16	13	14	15	16	17=18+19+20+21	18	19	20	21	22=23+24+25+26	23	24	25	26
No.	Name of the fund	Operational Programme(s)	Type of FEI		Fund manager	Fund set-up	Amounts of OP contributions paid to the fund or set aside in case of guarantees (HF or specific fund)	out of which			Management costs and fees	Total number of financial products offered	out of which				OP contributions invested in final recipients	out of which				SF contributions invested in final recipients	out of which			
			a) HF/specific fund	b) Article 44 §1 (a) or (b) or (c)				Structural Funds	National public re-financing	National private co-financing			loans	guarantees	equity / venture capital	other products		loan	guarantee	equity / venture capital	other product		loan	guarantee	equity / venture capital	other product
20	Advantage Early Growth Fund Limited, 3 Coventry Innovation Village, Cheetham Road, Coventry CV1 2TL	2007UK162PO007	specific fund	Article 44 §1 (a)	Advantage Early Growth Fund Limited, Legal Status: Company limited by shares 3 Coventry Innovation Village, Cheetham Road, Coventry CV1 2TL	2010	10.20	2.82	0.00	7.38	7.38	40.00	0.00	0.00	40.00	0.00	10.08	0.00	0.00	10.08	0.00	2.70	0.00	0.00	2.70	0.00
21	Advantage Early Stage Equity Fund, Early Advantage LP, Cavendish House, 39-41 Waterloo Street, Birmingham B2 5PP	2007UK162PO007	specific fund	Article 44 §1 (a)	Midven Ltd Legal Status: Limited Partnership Cavendish House, 39-41 Waterloo Street, Birmingham B2 5PP	2009	23.29	6.85	4.43	12.02	2.44	158.00	0.00	0.00	158.00	0.00	20.85	0.00	0.00	20.85	0.00	6.16	0.00	0.00	6.16	0.00
22	Advantage Media Production Fund Creative England, 32-36 College House College Green Bristol BS1 5SP	2007UK162PO007	specific fund	Article 44 §1 (a)	Creative England Limited Legal Status: Company limited by guarantee 32-36 College House, College Green, Bristol BS1 5SP	2009	3.08	1.42	1.10	0.55	0.00	11.00	0.00	0.00	11.00	0.00	3.08	0.00	0.00	3.08	0.00	1.42	0.00	0.00	1.42	0.00
23	ART SHARE Ltd, Faraday Wharf, Holt Street, Birmingham Science Park, Aston, Birmingham B7 4BB	2007UK162PO007	specific fund	Article 44 §1 (c)	ART Share (Social Help Association for Reinvesting in Enterprise) Ltd trading as ART (Aston Reinvestment Trust) Legal Status: Industrial & Provident Society Faraday Wharf, Holt Street, Birmingham Science Park, Aston, Birmingham B7 4BB	2009	2.79	1.27	0.57	0.94	0.03	119.00	119.00	0.00	0.00	0.00	2.75	2.75	0.00	0.00	0.00	1.26	1.26	0.00	0.00	0.00
24	Black Country Reinvestment Trust, Wolverhampton Science Park, Technology Centre, Glasher Drive, Wolverhampton, West Midlands, WV10 9RU	2007UK162PO007	specific fund	Article 44 §1 (c)	Black Country Reinvestment Society, Legal status: Industrial & Provident Society Wolverhampton Science Park, Technology Centre, Glasher Drive, Wolverhampton, West Midlands, WV10 9RU	2009	7.63	3.56	2.05	2.02	0.03	229.00	229.00	0.00	0.00	0.00	7.60	7.60	0.00	0.00	0.00	3.54	3.54	0.00	0.00	0.00
25	Coventry & Warwickshire Small Business Loans City Centre & Development Services Division Place Directorate Coventry City Council Civic Centre 4, Floor 7 Much Park Street Coventry CV1 2PY	2007UK162PO007	specific fund	Article 44 §1 (c)	Coventry & Warwickshire Reinvestment Trust, Legal Status: Company Limited by Guarantee Suite 23, Block 1, Copthall House, Station Square, Coventry, CV1 2FY	2013	1.34	0.67	0.67	0.00	0.06	26.00	26.00	0.00	0.00	0.00	1.28	1.28	0.00	0.00	0.00	0.64	0.64	0.00	0.00	0.00
26	Coventry & Warwickshire Reinvestment Trust, Chamber House, Innovation Village, Cheetham Road, Coventry CV1 2TL	2007UK162PO007	specific fund	Article 44 §1 (c)	Coventry & Warwickshire Reinvestment Trust, Legal Status: Company Limited by Guarantee Coventry & Warwickshire Reinvestment Trust, Chamber House, Innovation Village, Cheetham Road, Coventry CV1 2TL	2009	1.55	0.72	0.17	0.66	0.03	85.00	85.00	0.00	0.00	0.00	1.51	1.51	0.00	0.00	0.00	0.70	0.70	0.00	0.00	0.00

The United Kingdom

UK

I. Description and identification of the entities which implement FEIs						II. Amounts of OP contributions paid to FEIs (HF or specific fund)					III. Investments made by FEIs in final recipients															
1	2	3	4		5	6	7=8+9+10	8	9	10	11	12=13+14+15+16	13	14	15	16	17=18+19+20+21	18	19	20	21	22=23+24+25+26	23	24	25	26
No.	Name of the fund	Operational Programme(s)	Type of FEI		Fund manager	Fund set-up	Amounts of OP contributions paid to the fund or set aside in case of guarantees (HF or specific fund)	out of which			Management costs and fees	Total number of financial products offered	out of which				OP contributions invested in final recipients	out of which				SF contributions invested in final recipients	out of which			
			a) HF/specific fund	b) Article 44 §1 (a) or (b) or (c)				Structural Funds	National public re-financing	National private co-financing			loans	guarantees	equity / venture capital	other products		loan	guarantee	equity / venture capital	other product		loan	guarantee	equity / venture capital	other product
27	Enterprise 1830 - Small Business Loans The Prince's Trust Prince's Trust House, 9, Eldon Street London, EC2M 7LS	2007UK162PO007	specific fund	Article 44 §1 (c)	Name: The Prince's Trust Legal Status: Charity The Prince's Trust Prince's Trust House, 9, Eldon Street London, EC2M 7LS	2012	1.11	0.55	0.00	0.55	0.04	300.00	300.00	0.00	0.00	0.00	1.07	1.07	0.00	0.00	0.00	0.53	0.53	0.00	0.00	0.00
28	Exceed Midlands Advantage Fund, The Exceed Partnership LP Cavendish House, 39-41 Waterloo Street, Birmingham B2 5PP	2007UK162PO007	specific fund	Article 44 §1 (a)	Midven Ltd Legal Status: Limited Partnership Cavendish House, 39-41 Waterloo Street, Birmingham B2 5PP	2009	21.81	8.75	2.04	11.02	3.66	92.00	0.00	0.00	92.00	0.00	18.15	0.00	0.00	18.15	0.00	7.51	0.00	0.00	7.51	0.00
29	Marches Rural Reinvest Trust Ltd The Garden House, Queen Elizabeth Drive, Pershore, Worcestershire WR10	2007UK162PO007	specific fund	Article 44 §1 (c)	Marches Rural Reinvest Trust Ltd trading as Impetus Legal Status: Company Limited by Guarantee The Garden House, Queen Elizabeth Drive, Pershore, Worcestershire WR10	2009	2.99	1.38	0.82	0.79	0.03	101.00	101.00	0.00	0.00	0.00	2.96	2.96	0.00	0.00	0.00	1.36	1.36	0.00	0.00	0.00
30	Staffordshire & Stoke Business Loan Fund, Black Country Reinvestment Trust, Wolverhampton Science Park, Technology Centre, Glashier Drive, Wolverhampton, West Midlands, WV10 9RU	2007UK162PO007	specific fund	Article 44 §1 (c)	Black Country Reinvestment Society. Legal status: industrial & Provident Society Wolverhampton Science Park, Technology Centre, Glashier Drive, Wolverhampton, West Midlands, WV10 9RU	2013	2.16	1.08	1.08	0.00	0.00	73.00	73.00	0.00	0.00	0.00	2.16	2.16	0.00	0.00	0.00	1.08	1.08	0.00	0.00	0.00
31	The Mercia Fund 1, Mercia Fund Management Ltd, Wellington House, 31-34 Waterloo Street, Birmingham B2 5TJ	2007UK162PO007	specific fund	Article 44 §1 (a)	Mercia Fund Management Ltd Legal Status: Limited Partnership Wellington House, 31-34 Waterloo Street, Birmingham B2 5TJ	2012	4.20	1.96	0.00	2.24	0.10	0.00	0.00	0.00	0.00	0.00	4.09	0.00	0.00	4.09	0.00	1.90	0.00	0.00	1.90	0.00
32	The Prince's Trust Prince's Trust House, 9, Eldon Street London, EC2M 7LS	2007UK162PO007	specific fund	Article 44 §1 (c)	Name: The Prince's Trust Legal Status: Charity The Prince's Trust Prince's Trust House, 9, Eldon Street London, EC2M 7LS	2009	3.01	1.47	0.49	1.04	0.10	741.00	741.00	0.00	0.00	0.00	2.91	2.91	0.00	0.00	0.00	1.43	1.43	0.00	0.00	0.00
33	West Midlands Production Fund (2013), Creative England Ltd, 32-36 College House College Green Bristol BS1 5SP	2007UK162PO007	specific fund	Article 44 §1 (a)	Creative England Limited Legal Status: Company limited by guarantee 32-36 College House College Green, Bristol BS1 5SP	2013	7.28	3.64	2.32	1.32	0.23	6.00	0.00	0.00	6.00	0.00	7.04	0.00	0.00	7.04	0.00	3.52	0.00	0.00	3.52	0.00
34	WS Business Loan Fund, Marches Rural Reinvest Trust Ltd The Garden House, Queen Elizabeth Drive, Pershore, Worcestershire WR10	2007UK162PO007	specific fund	Article 44 §1 (c)	Marches Rural Reinvest Trust Ltd Legal Status: Company Limited by Guarantee The Garden House, Queen Elizabeth Drive, Pershore, Worcestershire	2013	1.37	0.68	0.68	0.00	0.12	34.00	34.00	0.00	0.00	0.00	1.25	1.25	0.00	0.00	0.00	0.63	0.63	0.00	0.00	0.00

The United Kingdom

UK

I. Description and identification of the entities which implement FEIs						II. Amounts of OP contributions paid to FEIs (HF or specific fund)					III. Investments made by FEIs in final recipients																	
1	2	3	4		5	6	7=8+9+10	8	9	10	11	12=13+14+15+16	13	14	15	16	17=18+19+20+21	18	19	20	21	22=23+24+25+26	23	24	25	26		
No.	Name of the fund	Operational Programme(s)	Type of FEI		Fund manager	Fund set-up	Amounts of OP contributions paid to the fund or set aside in case of guarantees (HF or specific fund)	out of which			Management costs and fees	Total number of financial products offered	out of which				OP contributions invested in final recipients	out of which				SF contributions invested in final recipients	out of which					
			a) HF/specific fund	b) Article 44 §1 (a) or (b) or (c)				Structural Funds	National public re-financing	National private co-financing			loans	guarantees	equity / venture capital	other products		loan	guarantee	equity / venture capital	other product		loan	guarantee	equity / venture capital	other product		
35	EIB 100 BOULEVARD HONRAD ADENAUER, L-2950 LUXEMBOURG-KIRCHBERG PRIORITY 3 & 4	2007UK162PO008	HF	-	European Investment Bank	2009	71.87	35.94	35.94	0.00	2.70																	
							78.03	39.02	39.02	0.00	1.80																	
35.1	Chrysalis Limited Partnership c/o Igloo, 35 Dale Street, Manchester, M1 2HF Priority 3 & 4	2007UK162PO008	specific fund	Article 44 §1 (b)	Chrysalis Limited Partnership c/o Igloo, 35 Dale Street, Manchester, M1 2HF Limited Partnership	2012	34.29	17.15	17.15	0.00	2.19	4.00	4.00					32.13	32.13					16.06	16.06			
							33.68	16.84	16.84	0.00	1.61	4.00	4.00					32.13	32.13							16.06	16.06	
35.2	Northwest Evergreen LLP Priority 3 & 4 Town Hall, Albert Square Manchester, M60 2LA	2007UK162PO008	specific fund	Article 44 §1 (b)	Northwest Evergreen LLP Priority 3 & 4 Town Hall, Albert Square Manchester, M60 2LA Limited Partnership	2011	30.36	15.18	15.18	0.00	0.00	5.00	5.00					30.36	30.36					15.18	15.18			
							39.24	18.12	21.12	0.00	0.00	5.00	5.00					30.36	30.36							15.18	15.18	
36	NORTHWEST BUSINESS FINANCE LIMITED THE MALTINGS, 98 WILDERSPOOL CAUSEWAY WARRINGTON, WA4 6PU PRIORITY 1 & 2	2007UK162PO008	HF	-	Northwest Business Finance Limited The Maltings, 98 Wilderspool Causeway Warrington, WA4 6PU	2009	101.99	51.00	0.00	51.00	2.92																	
							101.65	50.82	0.00	50.82	2.91																	
36.1	Biomedical Fund - Northwest Priority 1 & 2	2007UK162PO008	specific fund	Article 44 §1 (a)	Spark Impact Liverpool Science Park 131 Mount Pleasant Liverpool L3 5TF	2010	14.40	7.20	0.00	7.20	2.11	28.00			28.00			14.40					7.20				7.20	
							13.17	6.58	0.00	6.58	2.00	28.00			28.00			13.17					13.17				6.58	
36.2	Digital & Creative Fund Northwest Priority 1 & 2	2007UK162PO008	specific fund	Article 44 §1 (a)	AXM 57G Randolph Avenue London W9 1BQ	2010	8.63	4.32	0.00	4.32	1.59	21.00			21.00			8.63					4.32				4.32	
							7.89	3.95	0.00	3.95	1.59	20.00			20.00			7.89					7.89				3.55	
36.3	Energy & Environmental Fund Northwest Priority 1 & 2	2007UK162PO008	specific fund	Article 44 §1 (a)	350IP 4th Floor, Dorset House 27-45 Stamford Street London SE1 9NT	2010	11.51	5.76	0.00	5.76	1.68	9.00			9.00			11.51					5.76				5.76	
							10.52	5.26	0.00	5.26	1.68	9.00			9.00			10.52					10.52				5.26	
36.4	Loans Plus Fund Northwest Priority 1 & 2	2007UK162PO008	specific fund	Article 44 §1 (a)	FW Capital The Plaza, 100 Old Hall Street Liverpool L3 9QJ	2010	25.90	12.95	0.00	12.95	3.65	104.00	104.00					25.90	25.90				12.95	12.95				
							23.68	11.84	0.00	11.84	3.11	104.00	104.00					23.68	23.68					11.84	11.84			
36.5	Mezzanine Fund Northwest Priority 1 & 2	2007UK162PO008	specific fund	Article 44 §1 (a)	Enterprise Ventures The Piracle Building 73-79 King Street Manchester M2 4NG	2010	8.72	4.36	0.00	4.36	0.61	7.00			7.00			8.72					4.36				4.36	
							7.97	3.98	0.00	3.98	0.63	3.00			3.00			7.97					7.97				3.98	
36.6	Micro Loan Fund Priority 1 & 2	2007UK162PO008	specific fund	Article 44 §1 (a)	Business Finance solutions Lee House 90 Great Bridgewater Street Manchester M1 5JW Merseyside Special Investment Fund 2nd Floor 1 Dale Street Exchange	2014	1.73	0.86	0.00	0.86	0.21	29.00	29.00					1.73	1.73				0.86	0.86				
							1.58	0.79	0.00	0.79	0.21	29.00	29.00					1.58	1.58					0.79	0.79			

The United Kingdom

UK

I. Description and identification of the entities which implement FEIs						II. Amounts of OP contributions paid to FEIs (HF or specific fund)					III. Investments made by FEIs in final recipients															
1	2	3	4		5	6	7=8+9+10	8	9	10	11	12=13+14+15+16	13	14	15	16	17=18+19+20+21	18	19	20	21	22=23+24+25+26	23	24	25	26
No.	Name of the fund	Operational Programme(s)	Type of FEI		Fund manager	Fund set-up	Amounts of OP contributions paid to the fund or set aside in case of guarantees (HF or specific fund)	out of which			Management costs and fees	Total number of financial products offered	out of which				OP contributions invested in final recipients	out of which				SF contributions invested in final recipients	out of which			
			a) HF/specific fund	b) Article 44 §1 (a) or (b) or (c)				Structural Funds	National public re-financing	National private co-financing			loans	guarantees	equity / venture capital	other products		loan	guarantee	equity / venture capital	other product		loan	guarantee	equity / venture capital	other product
36.7	Venture Capital Fund Northwest Priority 1 & 2	2007UK162PO008	specific fund	Article 44 §1 (a)	Enterprise Ventures The Pinacole Building 73-79 King Street Manchester M2 4NG	2010	17.56	8.78	0.00	8.78	2.49	29.00			29.00		17.56			17.56		8.78			8.78	
							16.05	8.02	0.00	8.02	2.49	29.00			29.00		16.05			16.05		8.02			8.02	
37	Liverpool City Region Impact Fund Social Investment Business 1st Floor, Derbyshire House St Chads Street London WC1H 8AG	2007UK162PO008	specific fund	Article 44 §1 (a)	Social Investment Business 1st Floor, Derbyshire House St Chads Street London WC1H 8AG	2014	2.58	1.29	0.00	1.29	0.14	8.00	8.00	0.00	0.00	0.00	1.89	1.89	0.00	0.00	0.00	0.95	0.95	0.00	0.00	0.00
38	Transitional Small Business Loan Fund X02048PR Priority 1 + X02047PR Priority 2 Enterprise Fund Limited Business Finance Solutions Lee House, 90 Great Bridgewater Street Manchester, M1 5JW	2007UK162PO008	specific fund	Article 44 §1 (a)	Enterprise Fund Limited Business Finance Solutions Lee House, 90 Great Bridgewater Street Manchester, M1 5JW Private Company Limited by Guarantee	2009	1.05	0.52	0.52	0.00	0.19	31.00	31.00	0.00	0.00	0.00	1.04	1.04	0.00	0.00	0.00	0.52	0.52	0.00	0.00	0.00
							1.09	0.55	0.55	0.00	0.19	28.00	28.00	0.00	0.00	0.00	1.04	1.04	0.00	0.00	0.00	0.52	0.52	0.00	0.00	0.00
39	Transitional Small Business Loan Fund X02048PR Priority 1 + X02049PR Priority 2 Bolton Business Ventures Endeavour House 98 Waters meeting Road The Valley, Bolton BL1 8SW	2007UK162PO008	specific fund	Article 44 §1 (a)	Bolton Business Ventures Endeavour House 98 Waters meeting Road The Valley, Bolton BL1 8SW Private Company Limited by Guarantee	2009	0.73	0.37	0.37	0.00	0.08	39.00	39.00	0.00	0.00	0.00	0.79	0.79	0.00	0.00	0.00	0.39	0.39	0.00	0.00	0.00
							0.41	0.20	0.20	0.00	0.03	9.00	9.00	0.00	0.00	0.00	0.40	0.40	0.00	0.00	0.00	0.20	0.20	0.00	0.00	0.00
40	Transitional Small Business Loan Fund X02053PR Priority 1 + X02052PR Priority 2 MSIF, 2nd Floor 1 Dale Street Exchange Court Liverpool, L2 2PP	2007UK162PO008	specific fund	Article 44 §1 (a)	MSIF, 2nd Floor 1 Dale Street Exchange Court Liverpool, L2 2PP Private Company Limited by Guarantee	2009	1.86	0.93	0.93	0.00	0.19	76.00	76.00	0.00	0.00	0.00	1.98	1.98	0.00	0.00	0.00	0.99	0.99	0.00	0.00	0.00
							1.98	0.99	0.99	0.00	0.19	64.00	64.00	0.00	0.00	0.00	1.98	1.98	0.00	0.00	0.00	0.99	0.99	0.00	0.00	0.00
41	Transitional Small Business Loan Fund X02054PR Priority 1 + Big Issue Invest 1-5 Wandsworth Road London, SW8 2LN	2007UK162PO008	specific fund	Article 44 §1 (a)	Big Issue Invest 1-5 Wandsworth Road London, SW8 2LN Social Enterprise	2009	0.05	0.03	0.03	0.00	0.00	5.00	5.00	0.00	0.00	0.00	0.23	0.23	0.00	0.00	0.00	0.11	0.11	0.00	0.00	0.00
							0.10	0.05	0.05	0.00	0.00	3.00	3.00	0.00	0.00	0.00	0.18	0.18	0.00	0.00	0.00	0.09	0.09	0.00	0.00	0.00
42	FINANCE YORKSHIRE, BARNLEY	2007UK162PO009	HF	-	Finance Yorkshire, Barnsley, UK	2009	118.81	41.84	24.08	52.90	0.60															
42.1	Finance Yorkshire Equity LP, Barnsley	2007UK162PO009	specific fund	Article 44 §1 (a)	Viking Fund Managers Ltd, Normanston	2010	58.91	20.49	11.59	26.83	0.09	149.00			149.00		58.91			58.91		20.49			20.49	
42.2	Finance Yorkshire Seedcorn LP, Barnsley	2007UK162PO009	specific fund	Article 44 §1 (a)	Enterprise Ventures Ltd, Preston	2010	26.01	9.25	5.40	11.36	0.06	105.00			105.00		26.01			26.01		9.25			9.25	
42.3	Finance Yorkshire Small Loans LP, Barnsley	2007UK162PO009	specific fund	Article 44 §1 (a)	EV Business Loans Ltd, Preston	2010	49.76	17.55	10.12	22.08	0.07	617.00	617.00				49.76	49.76				17.55	17.55			

The United Kingdom

UK

I. Description and identification of the entities which implement FEIs						II. Amounts of OP contributions paid to FEIs (HF or specific fund)					III. Investments made by FEIs in final recipients																		
1	2	3	4		5	6	7=8+9+10	8	9	10	11	12=13+14+15+16	13	14	15	16	17=18+19+20+21	18	19	20	21	22=23+24+25+26	23	24	25	26			
No.	Name of the fund	Operational Programme(s)	Type of FEI		Fund manager	Fund set-up	Amounts of OP contributions paid to the fund or set aside in case of guarantees (HF or specific fund)	out of which			Management costs and fees	Total number of financial products offered	out of which				OP contributions invested in final recipients	out of which				SF contributions invested in final recipients	out of which						
			a) HF/specific fund	b) Article 44 §1 (a) or (b) or (c)				Structural Funds	National public re-financing	National private co-financing			loans	guarantees	equity / venture capital	other products		loan	guarantee	equity / venture capital	other product		loan	guarantee	equity / venture capital	other product			
43	Key Fund Investments Ltd, Sheffield (CDFI), Unit 9-12 Jessops Riverside, 800 Brightside Lane, Sheffield, S9 2RX	2007UK162PO009	specific fund	Article 44 §1 (a)	Key Fund Investments Ltd, Sheffield	2011	43.61	22.06	0.00	21.55	3.02	1,216.00	1,216.00	0.00	0.00	0.00	40.59	40.59	0.00	0.00	0.00	20.54	20.54	0.00	0.00	0.00			
44	Key Fund Investments Ltd, Sheffield (Key Fund), Unit 9-12 Jessops Riverside, 800 Brightside Lane, Sheffield	2007UK162PO009	specific fund	Article 44 §1 (a)	Key Fund Investments Ltd, Sheffield, Unit 9-12 Jessops Riverside, 800 Brightside Lane, Sheffield	2011	2.35	1.08	0.00	1.28	0.30	140.00	140.00	0.00	0.00	0.00	2.05	2.05	0.00	0.00	0.00	0.94	0.94	0.00	0.00	0.00			
45	SCR UDF Limited Partnership, Sheffield	2007UK162PO009	specific fund	Article 44 §1 (b)	CBRE Indirect Investment Services Ltd, London	2012	29.72	18.73	10.98	0.00	1.17	8.00	8.00	0.00	0.00	0.00	28.54	28.54	0.00	0.00	0.00	17.97	17.97	0.00	0.00	0.00			
46	Yorkshire Content Fund, Leeds	2007UK162PO009	specific fund	Article 44 §1 (a)	Screen Yorkshire, Leeds	2012	35.82	17.83	0.00	17.99	0.00	36.00	0.00	0.00	36.00	0.00	35.82	0.00	0.00	35.82	0.00	17.99	0.00	0.00	17.99	0.00			
47	Enterprise Loans East Midlands First Enterprise Business Agency 90 Radford Road Nottingham NG75FU	2007UK162PO010	specific fund	Article 44 §1 (c)	Enterprise Loans East Midlands First Enterprise Business Agency 90 Radford Road Nottingham NG75FU	2009	1.39	0.85	0.00	0.54	0.25	99.00	99.00	0.00	0.00	0.00	1.14	1.14	0.00	0.00	0.00	0.70	0.70	0.00	0.00	0.00			
48	Lacheis Seed Fund Limited Partnership Enterprise Office Loughborough University Leicestershire LE113TU	2007UK162PO010	specific fund	Article 44 §1 (a)	Strathay Ventures Merlin House Necessary Brae Perth PH20PH	2009	3.66	1.20	2.46	0.00	1.73	24.00	0.00	0.00	24.00	0.00	1.94	0.00	0.00	1.94	0.00	0.88	0.00	0.00	0.88	0.00			
TOTAL OP contributions provided						from MA to HFs	1,055.62	489.71	259.04	306.87	53.50																		
						from HFs to specific funds	1,068.72	457.00	238.69	373.02	66.75	3,545.00	2,376.00		1,169.00		1,043.77	425.28		618.49		445.36	194.15		251.21				
						from MA directly to specific funds	510.80	207.00	187.28	116.52	29.41	4,920.00	4,074.00	0.00	846.00	0.00	363.41	171.52	0.00	191.89	0.00	166.77	86.80	0.00	79.97	0.00			

E.U. Cross-border

CB

I. Description and identification of the entities which implement FEIs						II. Amounts of OP contributions paid to FEIs (HF or specific fund)					III. Investments made by FEIs in final recipients																			
1	2	3	4		5	6	7=8+9+10	8	9	10	11	12=13+14+15+16	13	14	15	16	17=18+19+20+21	18	19	20	21	22=23+24+25+26	23	24	25	26				
No.	Name of the fund	Operational Programme(s)	Type of FEI		Fund manager	Fund set-up	Amounts of OP contributions paid to the fund or set aside in case of guarantees (HF or specific fund)	out of which			Management costs and fees	Total number of financial products offered	out of which				OP contributions invested in final recipients	out of which				SF contributions invested in final recipients	out of which							
			a) HF/specific fund	b) Article 44, §1 (a) or (b) or (c)				Structural Funds	National public co-financing	National private co-financing			loans	guarantees	equity / venture capital	other products		loan	guarantee	equity / venture capital	other product		loan	guarantee	equity / venture capital	other product				
1	EUREFI INTERREG SAS / BRIEY France Siège social Maison de la Formation, Centre Jean Monnet 54414 LONGWY	2007CB163PO064	specific fund	Article 44 §1 (a)	EUREFI INTERREG SAS / BRIEY France Société par actions simplifiées (SAS) Siège social Maison de la Formation, Centre Jean Monnet 54414 LONGWY	2009	1.51	0.46	0.00	1.05	0.05	6.00	0.00	0.00	6.00	0.00	1.46	0.00	0.00	1.46	0.00	0.44	0.00	0.00	0.44	0.00				
TOTAL OP contributions provided						from MA to HFs																								
						from HFs to specific funds																								
						from MA directly to specific funds	1.51	0.46	0.00	1.05	0.05	6.00	0.00	0.00	6.00	0.00	1.46	0.00	0.00	1.46	0.00	0.44	0.00	0.44	0.00					

