



9 WAYS COHESION POLICY WORKS FOR EUROPE

MAIN RESULTS 2007-2013



Cohesion Policy 2007-2013 was implemented in challenging times. Europe was hit by the economic and financial crisis, which **limited public investment** – making Cohesion Policy funds even more vital for **growth and job creation**.

An **independent expert evaluation** of 2007-2013 funding found that Cohesion Policy investments had positive, **tangible results** ranging from **job creation**, positive impact on **regional disparities** and an **increase in GDP**.

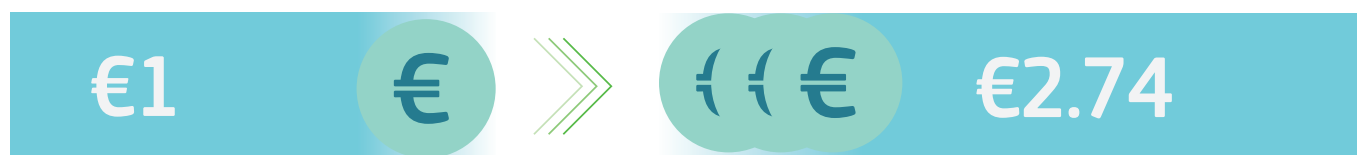


€346.5 billion invested

to reduce disparities between regions and to promote **balanced and sustainable development**.

1. BENEFITS ALL EU COUNTRIES

Every region and country in the EU benefits from Cohesion Policy, via the direct effects of the investments and/or the indirect effects like increased trade.



€1 of Cohesion Policy investment during 2007-2013
will generate **€2.74** of additional GDP by 2023.

€346.5 billion
invested in 2007-2013

Estimated return nearly **€1 trillion**
of additional GDP by 2023

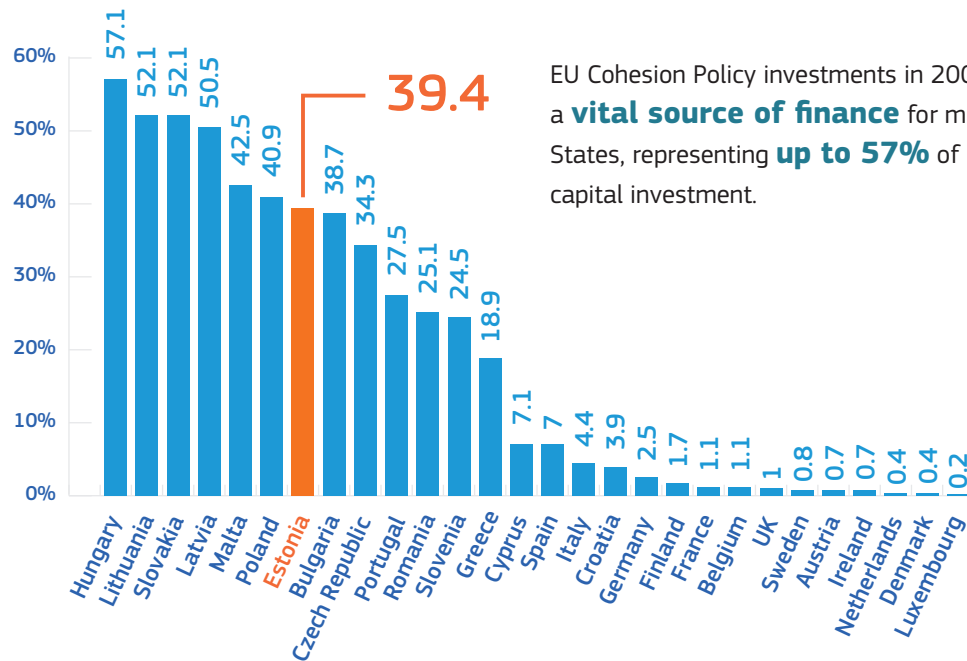
1 million jobs
created in 2007-2013

1/3 of net job creation
during that period




Cohesion Policy funding as a % of government capital investment 2007-2013

EU28 = 6.5% Average



EU Cohesion Policy investments in 2007-2013 were a **vital source of finance** for many Member States, representing **up to 57%** of government capital investment.

2. SMES GET THE SUPPORT THEY NEED



121 400 start-ups were financially supported, as well as an estimated number of **400 000 SMEs**.

Cohesion Policy is an **essential pillar** of the **EU's jobs and growth agenda**.

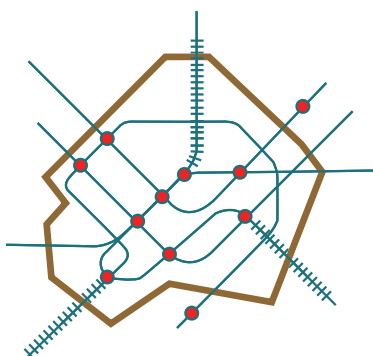
3. FINANCING AVAILABLE FOR BUSINESSES

EU funding for **financial instruments has increased** considerably, rising from €1 billion in 2000-2006 to **€11.5 billion** allocated in 2007-2013 through the European Regional Development Fund (ERDF).

Financial instruments played a crucial role in providing funding to SMEs during the credit crunch of the economic crisis – **helping many firms stay in business**.



4. EXTENDS AND IMPROVES TRANSPORT NETWORKS AND MOBILITY



EU funding has contributed to **removing transport bottlenecks** and reducing travel times.

The investments led to the construction of **4900 km of roads**, mostly motorways, of which **2400 km of TEN-T networks**.

Funding also led to the construction or upgrading of **1500 km of TEN-T railway** and supported the development of **sustainable public transport**.

5. PRESERVES THE ENVIRONMENT, SUPPORTS THE FIGHT AGAINST CLIMATE CHANGE



Better waste-management strategies have led to a substantial increase in the proportion of recycled waste, and to the closure of landfill sites below EU standards.

Energy efficiency measures in public buildings reduced the consumption of fossil fuels considerably, which in turn helped to **cut energy costs** and contributed to **fight global warming**.

Investments in infrastructure connected **6 million people** to new or improved supplies of **clean drinking water** and **7 million people** to new or upgraded **wastewater treatment** facilities.

6. BOOSTS CULTURE AND TOURISM

EU investments helped **rebuild cultural and touristic sites**, which increased the number of visitors and gave a boost to sustainable economic development and job creation in the concerned regions.

Thus the investments **supported local regeneration** and fostered economic diversification, innovation and increased competitiveness.



7. INCREASES THE QUALITY-OF-LIFE IN CITIES

ERDF funding for urban development and social infrastructure 2007–2013 amounted to **€29 billion**, about 11% of the programme's budget.

About **4%** was invested in **urban development** initiatives which included investments in deprived areas and support for economic growth, cultural heritage and strategy development.

7% was allocated to **social infrastructure** and used to invest in **health and education**. This led to better access to educational and lifelong-learning services in combination with labour services.



8. ENCOURAGES COUNTRIES TO ADDRESS COMMON CHALLENGES TOGETHER



EU funding for cross-border programmes resulted in over **6800 projects**, including actions to:

- create and expand economic clusters,
- develop centres of excellence, higher education and training centres, and cooperation networks between research centres,
- establish cross-border advisory services for enterprises and business start-ups.

About 1300 environmental projects focused on the **joint management of natural resources** such as sea and river basins.

Funding also included support to help cross-border regions combat natural risks, respond to climate change, preserve biodiversity and set up initiatives to develop renewable energy.

9. THE LESSONS LEARNED ARE BEING APPLIED

The funding programmes for 2014–2020 have been designed in a more result-oriented way, as the 2007–2013 programmes did not always focus enough on results.

- ✓ Programmes must now have **more specific objectives** and **clear targets**.
- ✓ Programmes are **monitored closely** during implementation to ensure well-defined goals are achieved.
- ✓ Programmes must **report results and outputs regularly**.
- ✓ To ensure **quality delivery of programmes**, there is now a performance framework linked to the release of a performance reserve.
- ✓ Investments concentrate on **key themes**.
- ✓ The broader use of **financial instruments** is more actively encouraged.

MORE INFORMATION



<http://europa.eu/!pj83Bu>



@EU_Regional



EUinmyregion