



Database user guide

*Ex post evaluation of
Cohesion Policy
programmes 2007-2013,
focusing on the European
Regional Development Fund
(ERDF) and Cohesion Fund
(CF) – Work Package Zero:
Data collection and quality
assessment*

2013CE16BAT060

*DATE:
February 2015*

*Submitted by:
t33 srl, öIR GmbH, Spatial Foresight GmbH*

Introduction

During the negotiations on the ERDF and Cohesion Fund operational programmes (OPs) for 2007-2013, the Commission recommended the use of 'core indicators' for the main intervention areas, including productive investment and infrastructure. Core indicators can be used to compare and aggregate data across similar programmes, priorities or measures. Reporting on core indicators is not a legal obligation in 2007-2013, as the Member States and the Commission are establishing reporting routines and detecting practical reporting issues. However, Member States and Commission have undertaken to make a particular effort to report against core indicators, so as to improve their accountability in the use of the Funds.

One objective of WPO was the collection of indicator data from the AIRs 2012 and 2013. All indicators information reported by Member States has been quality controlled in multiple feedback rounds, and corrected where necessary, to ensure reliability of the data. When verifying the data, checking for consistency of reporting with EC recommendations (see EC Working Document No. 7¹) was a particular focus of the team.

Based on information reported in the AIRs and from MA interviews, this evaluation has also examined consistency between data communicated to the EC through SFC and information reported in the AIR texts. Deviations between WPO AIRs analysis and the SFC structured database are due to:

- indicators that were dropped by WPO because they were not deemed consistent with EU provisions;
- corrections by WPO of wrong unit of measurements or punctuation errors;
- inconsistent reporting by the MAs, due e.g. to different timing of communicating data through SFC and finalising the AIRs.

The team of national experts corrected many core indicator values during the analysis whenever sufficient and plausible information from AIRs or MAs was available (see also section on data quality).

The dataset at hand reflects the current knowledge on correct programme targets and achievements as of December 2014.

¹ EC (2009): Indicative Guidelines on Evaluation Methods: Reporting on Core Indicators for the European Regional Development Fund and the Cohesion Fund. The Programming Period 2007-2013. Working Document No. 7. July 2009.

Database headings

The description of the database headings can also be found in the "README" sheet of the excel file.

Section 'Programme reference'

column	Master table headings	Description
B	MS	Member State Code
C	Programme_Title	Programme title in native language
D	CCI_EuRef	File Reference Number
E	Progr. Objective	2007-13 Programme Objective [RCE, CON or ETC]
F	Priority Axis Code	Identifier of the priority axis or lower level of the OP used in the AIR
G	Priority Axis name	Title of the priority axis or lower level of the OP used in the AIR translated into English

Section 'Indicator reference'

column	Master table headings	Description
H	Indicator level	The level of the programme to which the indicator is referring, either priority level of programme level
I	Fund	Fund, by which the whole priority is financed by ['ERDF' if this indicator or the whole priority is financed by the ERDF; 'CF' if this indicator or the whole priority is financed by the Cohesion Fund; "ERDF+CF if this indicator or the whole priority is financed by the ERDF Fund and the Cohesion Fund.]
J	Indicator name English	Title of the indicator used by the programme in the AIR translated into English
K	Core and common indicators official name	Official European Commission name of core and common indicators.
L	Indicator Specification	'Core' if the indicator is a core indicator (2007-2013) 'Future' if the indicator is not a core indicator but a common indicator (2014-2020) 'Specific' if the indicator is neither core nor common indicator but is relevant to any of the ex-post evaluation themes.
M	Selected core and common indicators relevant to WP Zero	Tag for WP Zero limited selection of core and future indicators in the areas of productive investment and infrastructure (see tender specifications). WP ZERO data collection and quality control efforts focused on this set of core and common indicators.
N	Core Indicator Code	Code of the Core Indicator (2007-13)
O	Future Indicator Code	Code of the common Indicator (2014-20)

column	Master table headings	Description
P	Significant indicator tag	Indication if the indicator is significant for the OP's achievements, as communicated by the MA during WP Zero interviews.
Q	ExPost Evaluation Theme	Indication if indicator is relevant to another WP of the ex-post evaluation ["2": 'RTDI & SMEs'; "3": 'Financial Instruments'; "4": 'Large Enterprises'; "5_6": 'Transport' and 'Environment'; "8": 'Energy Efficiency'; "9": 'Culture & Tourism'; "10": 'Urban & Social'; "11": 'ETC'; "12": 'Delivery Systems'; "13": 'Green Industries'; "14": 'Multi' (when the indicator is relevant to more than one WP); '.' if the indicator is not relevant to any ex-post evaluation themes]
R	Unit of measurement	Unit in which the indicator is measured [e.g. 'projects', 'persons/individuals', EUR, etc.]

WPO Corrections

column	Master table headings	Description
S	Consistency between indicator programme definition and EC guidelines	Judgment of the indicator's consistency with the EU guidelines [Yes = The AIR indicator definition is consistent with the EU recommendation; No = The AIR indicator definition is different; No but corr = The AIR indicator definition is different but WP ZERO could correct the related target and/or achievement values; Unclear = WP ZERO could not clarify consistency and select one of the previous options; No EC guidelines available = the indicator is neither core nor common indicator, no EU definition is available for this indicator]
T	Indicator definition provided by the programme [if not in line with EU recommendations]	Definition of the indicator [in case that the core or future common indicator is NOT in line with the EU recommendations]
U	WP Zero selected core reported in SFC 2013	Indicates whether the core indicator has been reported in the SFC when in the selection of WP Zero relevant indicators ("yes" or "no"). Label when not in the WP Zero core selection: "not selected", lablehen no core indicator: "no core"
V	Explanation for inconsistency between programme and the EC definition	National expert's short comment on the differences in consistency between the AIR definition and the EU recommendations
W	Explanation for target correction (2013)	National expert's short comment in case of correction of the indicator target for 2013
X	Explanation for achievement correction (2013)	National expert's short comment in case of correction of the indicator achievement for 2013

2012 values


column	Master table headings	Description
Y	2012 Corrected Target	Target 2012 from the AIRs 2012 and corrected by WPO where necessary and feasible.
Z	2012 Corrected Achievement	Achievement 2012 from the AIRs 2013 and corrected by WPO where necessary and feasible.


2013 values

column	Master table headings	Description
AA	2013 Corrected Target	Target 2013 from the AIRs 2013 and corrected by WPO where necessary and feasible.
AB	2013 Corrected Achievement	Achievement 2013 from the AIRs 2013 and corrected by WPO where necessary and feasible.


How to filter for values

For quick filtering:

1. Click the arrow  in the table header of the column you want to filter.
2. In the list of text or numbers, uncheck the **(Select All)** box at the top of the list, and then check the boxes of the items you want to show in your table.
3. Click **OK**.

The filtering arrow in the table header changes to this icon  to indicate a filter is applied. Click it to change or clear the filter.

Filter by specific text or numbers:

1. Click the arrow  in the table header of the column you want to filter.
2. If the column has numbers, click **Number Filters**. If the column has text entries, click **Text Filters**.
3. Pick the filtering option you want, and then enter your filtering conditions.

For example, to show numbers above a certain amount, pick **Greater Than Or Equal To**, and then enter the number you have in mind in the adjacent box.

To filter by two conditions, enter filtering conditions in both sets of boxes, and pick And for both conditions to be true, and Or for either of the conditions to be true.

Examples for filter queries

Filter query 1:

- Core indicator 1 'jobs created'
- All German programmes
- Only consistent targets and achievements

First, in column 'B' filter for member state: 'DE'.

Second, in column 'N', filter for the core indicator code '1'.

Third, in column 'S', filter for consistent indicators only. Consistent indicators are tagged with 'yes' in the case the originally reported definition was consistent and „no but corrected by 'WP0' in the case that values could be corrected by WP0.

Filter query 2:

- Core indicator 14 'km of new roads'
- Convergence programmes only
- All targets and achievements no matter whether consistent

First, in column 'E' filter for tag 'CON'.

Second, in column 'N', filter for the core indicator code '14'.

Filter query 3:

- Future indicator 27 'Private induced investment'
- All values across programmes
- Only consistent targets and achievements

First, in column 'O', filter for the future indicator code '27'.

Second, in column 'S', filter for consistent indicators only. Consistent indicators are tagged with 'yes' in the case the originally reported definition was consistent and 'no but corrected by WP Zero' in the case that values could be corrected by WP0.

Filter query 4:

- All programme specific indicators for WP4 'Environm. & Transport IS'
- All values across programmes
- Only consistent targets and achievements

First, in column 'L', filter for the term 'specific'.

Second, in column 'Q', filter for 'Environm. & Transport IS'. Programme specific indicators have not to be filtered by consistency as there are no common definitions.