



NATIONAL AGENCIES

EDUCATION fields

Norwegian Centre for International
Cooperation in Education (SIU)
Vaskerelven 39
5014, Bergen
www.siu.no

YOUTH field

Bufdir – Barne-, ungdoms- og
familiedirektoratet
Stensberggata, 27
0032, Oslo
www.aktivungdom.eu

Erasmus+


Erasmus+ statistics 2014

2014 was the first year of Erasmus+, a programme that brings together several EU funding schemes for education and training, youth and sport. This seven-year programme has a total budget of € 14.7 billion. National agencies are responsible for managing most parts of the programme in each country.

Grants for studying, training or volunteering abroad

These grants help people enhance their skills, employability and intercultural awareness. They also encourage young people to participate in democratic life. Compared to previous years, Erasmus+ provides stronger support for learners from disadvantaged backgrounds or with fewer opportunities.

 € 11.22 million

 **5 630 people studied, trained or volunteered abroad**

	GRANT (EURO)	PARTICIPANTS	PROJECTS
School education (staff)	525 470	270	44
Vocational education and training (staff and students)	3 580 079	1 184	53
Higher education (staff and students)	5 316 570	2 758	48
Adult education (staff)	84 005	58	6
Youth (exchanges, youth workers and volunteering)	1 710 594	1 360	70

Cooperation projects

By working together, schools, universities, youth organisations, public authorities and enterprises can learn from each other and strengthen the education and youth systems in all EU countries. The cooperation projects will foster modernisation and EU-wide cooperation. This will stimulate innovation, creativity and improve job prospects.

 **29 strategic partnerships**

 **175 organisations**

 € 5.76 million

	GRANT (EURO)	ORGANISATIONS	PROJECTS
School education	1 476 493	45	9
Vocational Education and Training	1 059 192	49	6
Higher Education	1 588 345	31	5
Adult Education	559 184	10	2
Youth	1 079 480	40	7

Other Erasmus+ activities

In addition, Erasmus+ provides support for joint master degrees. These are offered by a partnership of institutions, chosen because of the high academic standard of their integrated programme. Students study in at least two countries.

Erasmus+ supports cooperation that strengthens education systems in developing countries (capacity building projects), as well as cooperation between higher education institutions and businesses (knowledge alliances) and between vocational education and training institutions and businesses (sector skills alliances).

Erasmus+ also supports policy reforms in the fields of education, training, youth and sport. Besides, it fosters grassroots sport and studies on European integration.

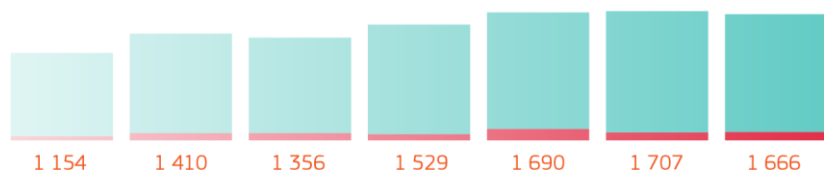


Erasmus higher education statistics 2013-2014

Erasmus+ enables students to study or train in a company abroad, as well as providing higher education staff with a chance to train or teach abroad. The figures given below refer to “Erasmus exchanges” during the last year of the previous programme (Lifelong learning).

Outgoing students

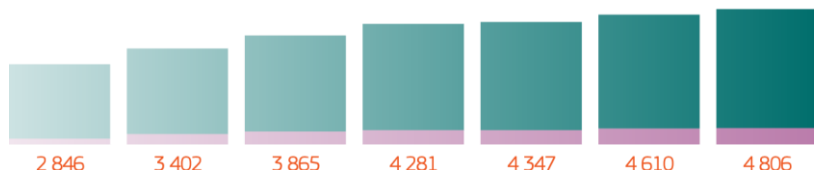
2007/08 2008/09 2009/10 2010/11 2011/12 2012/13 2013/14



Traineeships +
 Studies =
 Total outgoing students

Incoming students

2007/08 2008/09 2009/10 2010/11 2011/12 2012/13 2013/14



Traineeships +
 Studies =
 Total incoming students

Staff

	2007/08	2013/14
Outgoing	480	713
Incoming	464	657



Student mobility

Top 5 sending institutions

1. UNIVERSITETET I OSLO
2. NORGES TEKNISK-NATURVITENSKAPELIGE UNIVERSITET
3. UNIVERSITETET I BERGEN
4. NORGES HANDELSHØYSKOLE
5. HANDELSHØYSKOLEN BI

Top 5 receiving institutions

1. NORGES TEKNISK-NATURVITENSKAPELIGE UNIVERSITET
2. UNIVERSITETET I BERGEN
3. UNIVERSITETET I OSLO
4. HANDELSHØYSKOLEN BI
5. NORGES HANDELSHØYSKOLE

Top 5 sending countries

1. Germany
2. France
3. Spain
4. Italy
5. Netherlands

Top 5 receiving countries

1. United Kingdom
2. Germany
3. France
4. Denmark
5. Spain