



NATIONAL AGENCIES

EDUCATION fields

National Agency Erasmus+
Education and Training
Kortenaerkade 11
NL-2518 AX, Den Haag
www.erasmusplus.nl

YOUTH field

Nederlands Jeugdinstituut National
Agency Erasmus+ Youth
Catharijnesingel 47
3511 GC, Utrecht
www.erasmusplusjeugd.nl


Erasmus+ statistics 2014

2014 was the first year of Erasmus+, a programme that brings together several EU funding schemes for education and training, youth and sport. This seven-year programme has a total budget of € 14.7 billion. National agencies are responsible for managing most parts of the programme in each country.

Grants for studying, training or volunteering abroad

These grants help people enhance their skills, employability and intercultural awareness. They also encourage young people to participate in democratic life. Compared to previous years, Erasmus+ provides stronger support for learners from disadvantaged backgrounds or with fewer opportunities.

 € 32.82 million


 19 869 people studied, trained or volunteered abroad

	GRANT (EURO)	PARTICIPANTS	PROJECTS
School education (staff)	1 648 051	868	64
Vocational education and training (staff and students)	10 012 895	3 591	51
Higher education (staff and students)	18 042 422	12 252	54
Adult education (staff)	236 970	140	12
Youth (exchanges, youth workers and volunteering)	2 880 045	3 018	103

Cooperation projects

By working together, schools, universities, youth organisations, public authorities and enterprises can learn from each other and strengthen the education and youth systems in all EU countries. The cooperation projects will foster modernisation and EU-wide cooperation. This will stimulate innovation, creativity and improve job prospects.

 49 strategic partnerships

 317 organisations

 € 12.57 million

	GRANT (EURO)	ORGANISATIONS	PROJECTS
School education	3 919 311	83	15
Vocational Education and Training	4 042 587	117	15
Higher Education	2 216 636	53	7
Adult Education	1 322 741	29	5
Youth	1 071 168	35	7

Other Erasmus+ activities

In addition, Erasmus+ provides support for joint master degrees. These are offered by a partnership of institutions, chosen because of the high academic standard of their integrated programme. Students study in at least two countries.

Erasmus+ supports cooperation that strengthens education systems in developing countries (capacity building projects), as well as cooperation between higher education institutions and businesses (knowledge alliances) and between vocational education and training institutions and businesses (sector skills alliances).

Erasmus+ also supports policy reforms in the fields of education, training, youth and sport. Besides, it fosters grassroots sport and studies on European integration.

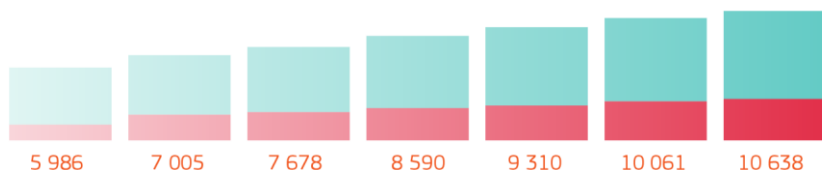


Erasmus higher education statistics 2013-2014

Erasmus+ enables students to study or train in a company abroad, as well as providing higher education staff with a chance to train or teach abroad. The figures given below refer to "Erasmus exchanges" during the last year of the previous programme (Lifelong learning).

Outgoing students

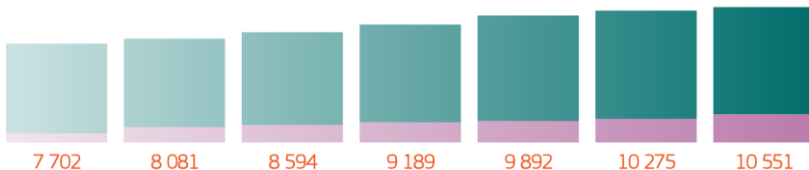
2007/08 2008/09 2009/10 2010/11 2011/12 2012/13 2013/14



Traineeships + **Studies** = **Total outgoing students**

Incoming students

2007/08 2008/09 2009/10 2010/11 2011/12 2012/13 2013/14



Traineeships + **Studies** = **Total incoming students**

Staff

	2007/08	2013/14
Outgoing	699	1 240
Incoming	880	1 513



Student mobility

Top 5 sending institutions

1. UNIVERSITEIT MAASTRICHT
2. RIJKSUNIVERSITEIT GRONINGEN
3. HANZEHOGESCHOOL GRONINGEN
4. HOGESCHOOL VAN AMSTERDAM
5. RADBOUD UNIVERSITEIT NIJMEGEN

Top 5 receiving institutions

1. RIJKSUNIVERSITEIT GRONINGEN
2. UNIVERSITEIT MAASTRICHT
3. UNIVERSITEIT UTRECHT
4. RADBOUD UNIVERSITEIT NIJMEGEN
5. UNIVERSITEIT VAN AMSTERDAM

Top 5 sending countries

1. Spain
2. Germany
3. France
4. Italy
5. United Kingdom

Top 5 receiving countries

1. United Kingdom
2. Spain
3. Germany
4. France
5. Sweden