



European
Commission

CONNECTING EUROPE FACILITY - Transport Grants 2014-2016



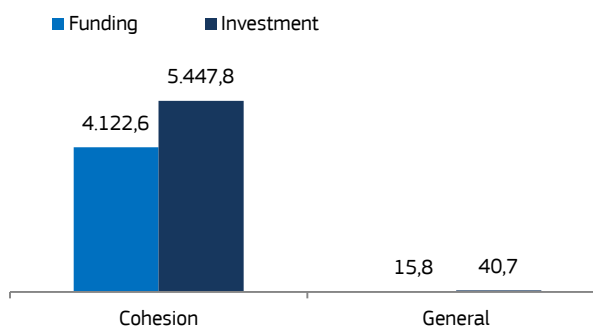
POLAND

Key facts and figures

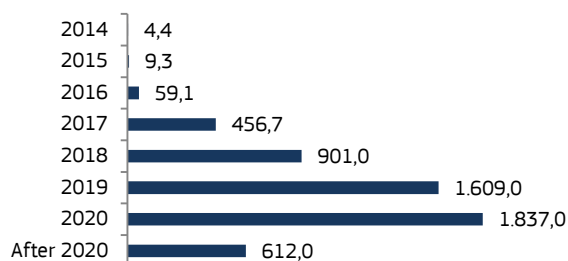
State of Play

The Polish portfolio is composed of **41 projects** selected under the 2014-2016 calls. Polish beneficiaries receive **€4.1 billion of CEF Transport funding**, while the total investment is €5.5 billion (between 2014 and 2020). Most of the projects will end between 2019 and 2020.

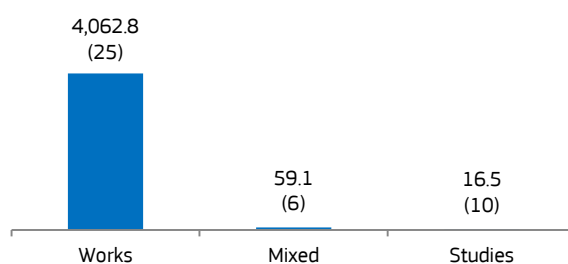
Funding and Investment per call envelope € million



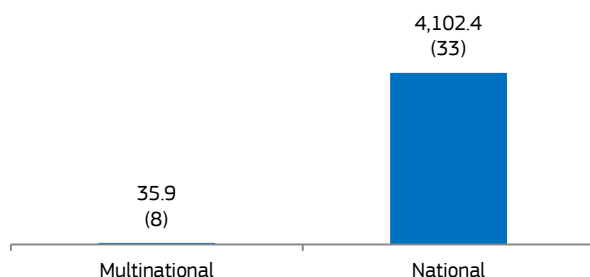
Investment per year € million



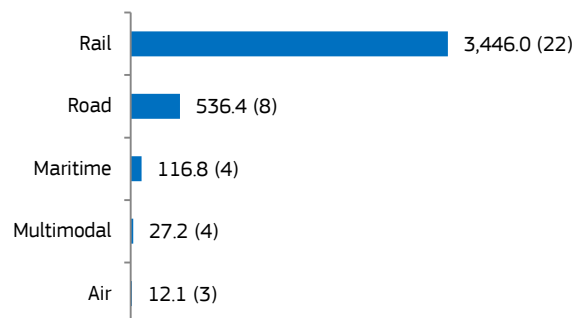
Funding per type € million (number of projects)



Funding per multinational/national actions € million (number of projects)



Funding per transport mode € million (number of projects)



List of projects

| Transport Mode | Project Code | Title | Funding Objective | Priority | Type | MS Share | Actual Start Date | Actual End Date | Actual Funding* | Actual Costs* |
|-------------------------|--------------------|--|-------------------|---------------------------|---------|----------|-------------------|-----------------|--------------------|--------------------|
| Air | 2014-EU-TM-0136-M | DP Implementation – call CEF 2014 | FO 3 | SESAR | Mixed | 1.0% | 01/01/2014 | 31/12/2020 | 3,300,000 | 6,600,000 |
| Air | 2015-EU-TM-0197-M | SESAR Deployment Programme implementation 2015 – Cluster 3 | FO 3 | SESAR | Mixed | 5.8% | 16/02/2016 | 31/12/2020 | 3,040,450 | 3,577,000 |
| Air | 2016-EU-TM-0117-M | SESAR Deployment Programme implementation 2016 – Cluster 1: General | FO 3 | SESAR | Mixed | 2.2% | 07/02/2017 | 31/12/2020 | 5,760,309 | 13,396,068 |
| Air Total | | | | | | | | | 12,100,759 | 23,573,068 |
| Maritime | 2014-EU-TMC-0641-M | Sweden-Poland Sustainable Sea-Hinterland Services “Sustainable Swinoujscie-Trelleborg MoS based on upgrading port infrastructure, developing intermodal transport and integrating hinterland corridors.” | FO 3 | Motorways of the Sea | Mixed | 100.0% | 01/01/2014 | 31/12/2019 | 22,437,167 | 29,812,872 |
| Maritime | 2015-PL-TM-0280-S | Design and environment documentation for the expansion and modernization of core network node in the Port of Gdańsk concerning road and rail infrastructure | FO 3 | Nodes of the Core Network | Studies | 100.0% | 16/02/2016 | 30/03/2018 | 527,492 | 1,054,984 |
| Maritime | 2015-PL-TM-0413-W | Modernisation of the fairway, expansion of the quays and improvement of navigation in the Internal Port in Gdansk | FO 1 | Core Network Corridors | Works | 100.0% | 31/08/2016 | 31/12/2020 | 93,735,340 | 110,276,871 |
| Maritime | 2016-EU-TM-0290-M | Sweden-Poland Sustainable Sea-Hinterland Services III | FO 3 | Motorways of the Sea | Mixed | 8.8% | 07/02/2017 | 31/12/2019 | 84,000 | 180,000 |
| Maritime Total | | | | | | | | | 116,784,000 | 141,324,727 |
| Multimodal | 2014-EU-TM-0686-S | e-Freight Implementation Action (e-Impact) | FO 2 | Innovation | Studies | 30.3% | 01/07/2015 | 30/06/2018 | 590,000 | 1,180,000 |
| Multimodal | 2015-PL-TM-0372-M | Extension and modernisation of road and railway network in the Gdansk outer port | FO 3 | Multimodal | Mixed | 100.0% | 16/02/2016 | 31/12/2020 | 24,450,726 | 28,765,560 |
| Multimodal | 2016-PL-TM-0026-S | Feasibility study for the construction of rapid non-collision urban rail transport in Krakow | FO 3 | Nodes of the Core Network | Studies | 100.0% | 01/06/2017 | 21/12/2020 | 1,175,000 | 2,350,000 |
| Multimodal | 2016-PL-TM-0268-S | The construction of a pilot docking station, as a part of an LNG distribution system based on cryogenic tank containers | FO 2 | Innovation | Studies | 100.0% | 01/12/2017 | 03/12/2020 | 945,291 | 1,890,582 |
| Multimodal Total | | | | | | | | | 27,161,017 | 34,186,142 |
| Rail | 2014-PL-TMC-0180-W | Works on the E 59 railway line on the Wrocław – Poznań section, stage IV, border of Dolnośląskie Voivodeship – Czempin section. | FO 1 | Core Network Corridors | Works | 100.0% | 01/01/2015 | 31/12/2020 | 226,496,522 | 295,032,593 |
| Rail | 2014-PL-TMC-0182-W | Works on the E75 railway line Sadowne – Czyzew section, along with the remaining works on the Warszawa Rembertów - Sadowne section | FO 1 | Core Network Corridors | Works | 100.0% | 15/11/2016 | 31/12/2020 | 179,200,409 | 235,171,141 |

| Transport Mode | Project Code | Title | Funding Objective | Priority | Type | MS Share | Actual Start Date | Actual End Date | Actual Funding* | Actual Costs* |
|----------------|--------------------|--|-------------------|------------------------------------|---------|----------|-------------------|-----------------|-----------------|---------------|
| Rail | 2014-PL-TMC-0185-W | Works on the E 20 railway line, Warsaw – Poznań section – remaining works, Sochaczew – Swarzędz section | FO 1 | Core Network Corridors | Works | 100.0% | 31/10/2015 | 31/12/2020 | 347,816,102 | 462,706,002 |
| Rail | 2014-PL-TMC-0198-W | Works on the E 59 railway line, Poznań Główny-Szczecin Dąbie section. | FO 1 | Core Network Corridors | Works | 100.0% | 04/02/2015 | 31/12/2020 | 407,532,937 | 495,300,118 |
| Rail | 2014-PL-TMC-0205-W | Works on railway line Warszawa Włochy - Grodzisk Mazowiecki (line no. 447) | FO 1 | Core Network Corridors | Works | 100.0% | 26/10/2015 | 17/08/2020 | 50,345,030 | 67,586,294 |
| Rail | 2014-PL-TMC-0212-W | Works on the Warsaw ring railway (section Warszawa Gołębki/Warszawa Zachodnia - Warszawa Gdańska). | FO 1 | Core Network Corridors | Works | 100.0% | 23/02/2015 | 17/04/2019 | 45,961,536 | 54,072,395 |
| Rail | 2015-PL-TM-0001-W | Modernisation of E 30 railway line, Zabrze - Katowice –Kraków section, stage IIb. | FO 1 | Other sections of the Core Network | Works | 100.0% | 22/12/2015 | 31/12/2020 | 324,334,746 | 418,172,700 |
| Rail | 2015-PL-TM-0002-W | Works on the E75 railway line, Czyżew - Białystok section | FO 1 | Core Network Corridors | Works | 100.0% | 13/09/2016 | 31/12/2020 | 283,249,774 | 371,718,863 |
| Rail | 2015-PL-TM-0004-W | Works on the railway line no E30, Kraków Główny Towarowy - Rudzice section, along with the construction of metropolitan line tracks | FO 1 | Other sections of the Core Network | Works | 100.0% | 28/07/2016 | 31/12/2020 | 194,914,089 | 240,872,577 |
| Rail | 2015-PL-TM-0005-W | Works on railway lines no. 14 and 811 on the section Łódź Kaliska - Zduńska Wola-Ostrów Wielkopolski, stage I: Łódź Kaliska-Zduńska Wola | FO 3 | Nodes of the Core Network | Works | 100.0% | 29/09/2016 | 31/12/2020 | 43,162,749 | 66,805,060 |
| Rail | 2015-PL-TM-0006-W | Improving rail access to the Gdansk port | FO 1 | Core Network Corridors | Works | 100.0% | 01/09/2016 | 31/12/2020 | 108,543,271 | 132,774,644 |
| Rail | 2015-PL-TM-0007-W | Works on the E 20 railway line, Siedlce - Terespol section, stage III - LCS Terespol | FO 1 | Core Network Corridors | Works | 100.0% | 31/01/2017 | 31/12/2020 | 109,522,333 | 131,007,575 |
| Rail | 2015-PL-TM-0022-W | Electrification of railway lines no. 278 and 274, Węglińiec - Zgorzelec section | FO 1 | Other sections of the Core Network | Works | 100.0% | 31/01/2017 | 31/12/2019 | 13,872,650 | 16,320,765 |
| Rail | 2015-PL-TM-0034-W | Improving rail access to the Gdynia port | FO 1 | Core Network Corridors | Works | 100.0% | 01/09/2016 | 31/12/2020 | 162,235,595 | 190,865,406 |
| Rail | 2015-PL-TM-0037-S | Modernization of railway infrastructure at the Małaszewicze Transloading Zone forming part of the Rail Freight Corridor no. 8, at the border between the EU and Belarus – studies | FO 1 | Core Network Corridors | Studies | 100.0% | 01/08/2016 | 31/03/2019 | 3,241,104 | 3,813,064 |
| Rail | 2015-PL-TM-0081-S | Works on primary passenger lines (E30 and E65) within the Śląskie Province, stage I: E65 railway line, Będzin - Katowice - Tychy - Czechowice Dziedzice - Zebrzydowice section - PREPARATORY WORKS | FO 1 | Core Network Corridors | Studies | 100.0% | 24/02/2017 | 30/06/2019 | 7,569,926 | 8,905,795 |
| Rail | 2015-PL-TM-0125-W | Improving rail access to the Szczecin and Świnoujście seaports. | FO 1 | Core Network Corridors | Works | 100.0% | 30/08/2016 | 31/12/2020 | 119,897,528 | 141,055,915 |
| Rail | 2016-PL-TA-0240-W | Acoustic modernisation of freight cars to adapt them to the functional and system requirements | FO 2 | Rail freight noise | Works | 100.0% | 08/07/2017 | 31/12/2020 | 1,775,723 | 8,878,617 |
| Rail | 2016-PL-TMC-0013-W | Works on the E30 railway line, Kędzierzyn Koźle – Opole Zachodnie section | FO 1 | Other sections of the Core Network | Works | 100.0% | 14/03/2017 | 30/04/2023 | 90,015,564 | 142,384,631 |
| Rail | 2016-PL-TMC-0105-W | Works on primary passenger lines (E30 and | FO 1 | Core Network Corridors | Works | 100.0% | 06/02/2017 | 31/12/2023 | 94,952,734 | 111,709,099 |

| Transport Mode | Project Code | Title | Funding Objective | Priority | Type | MS Share | Actual Start Date | Actual End Date | Actual Funding* | Actual Costs* |
|-------------------|--------------------|--|-------------------|--------------------------------|---------|----------|-------------------|-----------------|----------------------|----------------------|
| | | E65) within the Silesian Province, stage I: E65 railway line, Będzin – Katowice – Tychy – Czechowice Dziedzice – Zebrzydowice; LOT C Most Wisła – Czechowice Dziedzice – Zabrzeg section | | | | | | | | |
| Rail | 2016-PL-TMC-0135-W | Works on the E75 railway line, Białystok – Suwałki – Trakiszki (state border) section, Stage I Białystok – Elk section | FO 1 | Core Network Corridors | Works | 100.0% | 01/06/2017 | 29/12/2023 | 338,336,570 | 398,043,024 |
| Rail | 2016-PL-TMC-0136-W | Deployment of ERTMS/ETCS on the TEN-T core network lines | FO 1 | ERTMS | Works | 100.0% | 19/05/2017 | 31/12/2023 | 292,979,264 | 344,681,487 |
| Rail Total | | | | | | | | | 3,445,956,157 | 4,337,877,765 |
| Road | 2014-EU-TM-0317-S | EU ITS Platform | FO 3 | ITS | Studies | 1.1% | 01/07/2015 | 31/12/2020 | 72,500 | 145,000 |
| Road | 2014-EU-TM-0563-W | CROCODILE 2 | FO 3 | ITS | Works | 7.8% | 01/01/2015 | 31/12/2018 | 647,600 | 3,238,000 |
| Road | 2014-PL-TM-0341-S | Development of LNG infrastructure in Poland - the pilot project | FO 2 | Innovation | Studies | 100.0% | 16/03/2015 | 30/06/2017 | 507,250 | 1,014,500 |
| Road | 2014-PL-TMC-0207-W | The improvement of safety on the Central Railway Line by elimination of railway level crossings at km 127 and km 147 and construction of road viaducts | FO 2 | Safe and secure infrastructure | Works | 100.0% | 16/01/2014 | 30/06/2016 | 3,515,881 | 4,136,330 |
| Road | 2014-PL-TMC-0214-W | Construction of S61 expressway Szczuczyn - Budzisko (state border) | FO 1 | Core Network Corridors | Works | 100.0% | 01/01/2015 | 31/12/2020 | 406,496,417 | 795,492,009 |
| Road | 2014-PL-TMC-0220-S | Study optimizing the functioning and deployment of alternative fuel stations of the TEN-T core network | FO 2 | Innovation | Studies | 100.0% | 01/04/2015 | 30/06/2018 | 1,518,950 | 1,787,000 |
| Road | 2015-PL-TM-0093-W | National Road Traffic Management System on the TEN-T network - Phase I | FO 3 | ITS | Works | 100.0% | 01/11/2016 | 31/12/2020 | 123,211,577 | 144,954,797 |
| Road | 2016-PL-TM-0281-S | LEM project – pilot implementation of electromobility along the TEN-T base network | FO 2 | Innovation | Studies | 100.0% | 20/11/2017 | 22/12/2020 | 400,477 | 800,953 |
| Road Total | | | | | | | | | 536,370,651 | 951,568,589 |

*The CEF funding and costs under the multinational (EU) proposals has been allocated to respective MS based on the share of each applicant in the proposal and their place of establishment.