KJ-04-19-024-EN-N

European Commission

The Cultural and Creative Cities Monitor

2019 edition

NETHERLANDS

The Cultural and Creative Cities Monitor 2019 shows how well 190 European cities in 30 countries perform across 9 cultural policy dimensions, compared to their peers. Cities have been selected based on their demonstrable engagement in promoting culture and creativity, from about 1 000 cities in Eurostat's Urban Audit. Therefore, the cities featured in the Monitor are already top performers.

11 cultural and creative cities

1 NEW city as compared to the 2017 edition of the Monitor

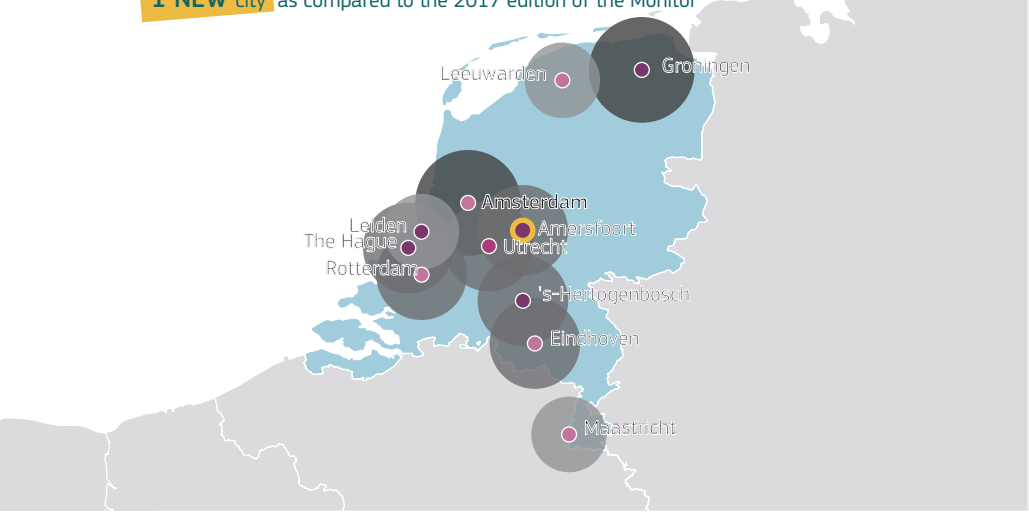

Inner circles

- New city
- Selection criteria:
- European Capital of Culture
- UNESCO creative city
- International cultural festivals

Outer circles

Annual gross domestic product per capita:

- Group 1 > € 45 000
- Group 2 € 35 000 - € 45 000
- Group 3 € 27 000 - € 35 000
- Group 4 € 19 000 - € 27 000
- Group 5 ≤ € 19 000

How does your city rank on the Cultural and Creative Cities Index?

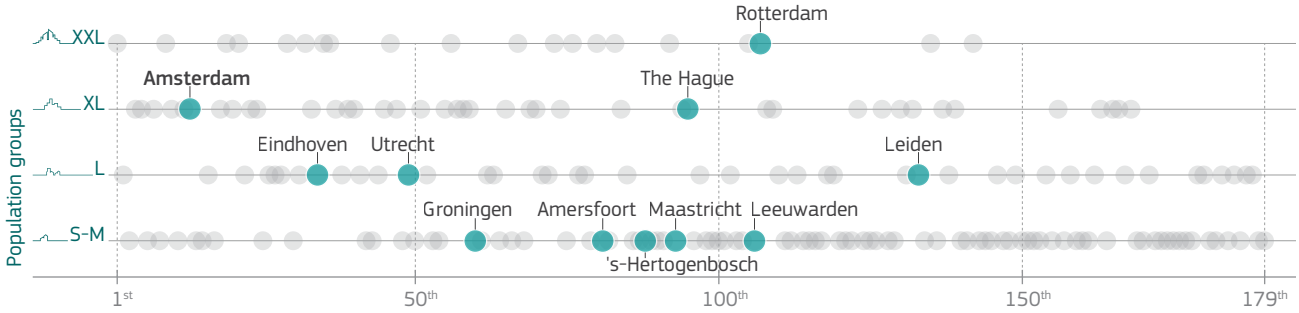

Amsterdam holds 6th position among the 40 ranked European cities with 500 000 to 1 million inhabitants on the Cultural and Creative Cities Index, while **Eindhoven** is 7th in the group of 40 ranked cities with 250 000 to 500 000 inhabitants. However, the other selected Dutch cities show strengths on some of the underlying dimensions of the Index.

Joint Research Centre

Highlights

Amsterdam performs particularly well on 'Cultural Vibrancy', ranking 4th in its group of 40 ranked European cities with 500 000 to 1 million inhabitants, thanks to its 4th place on *Cultural Venues & Facilities*. **Rotterdam** comes 6th on *Cultural Participation & Attractiveness* in the group of 20 ranked cities with more than 1 million inhabitants.

> *In Amsterdam, new creative workspaces are being set up and festivals are flourishing.* ***Amsterdam-Noord*** *has been particularly successful in this respect: abandoned warehouses in this part of the city have been turned into restaurants, headquarters for creative start-ups or event spaces.*

Eindhoven leads on *Intellectual Property & Innovation*, moving the city into 5th position on 'Creative Economy' among the 40 ranked cities with 250 000 to 500 000 inhabitants. **Utrecht** holds 9th place on 'Creative Economy' in the same group thanks to its balanced performance on *Creative & Knowledge-based Jobs* (9th) and *New Jobs in Creative Sectors* (8th).

> *Today, Dutch creativity is fostering national creative production, with cities specialising in different areas. In* ***Amsterdam****, for instance, the focus is mainly on communication and fashion activities, while* ***Eindhoven*** *is home to the Design Academy and* ***Utrecht*** *to the Gaming Institute.*

Utrecht and **Amsterdam** boast a remarkable achievement on 'Enabling Environment', reaching 4th and 6th position, respectively, in their population groups. In particular, they have achieved 6th and 7th places on *Quality of Governance*.

> *The* ***Utrecht Center for Game Research's*** *mission is to employ games to address large societal challenges. It performs interdisciplinary research on serious gaming and playful interaction with a focus on learning and health.*

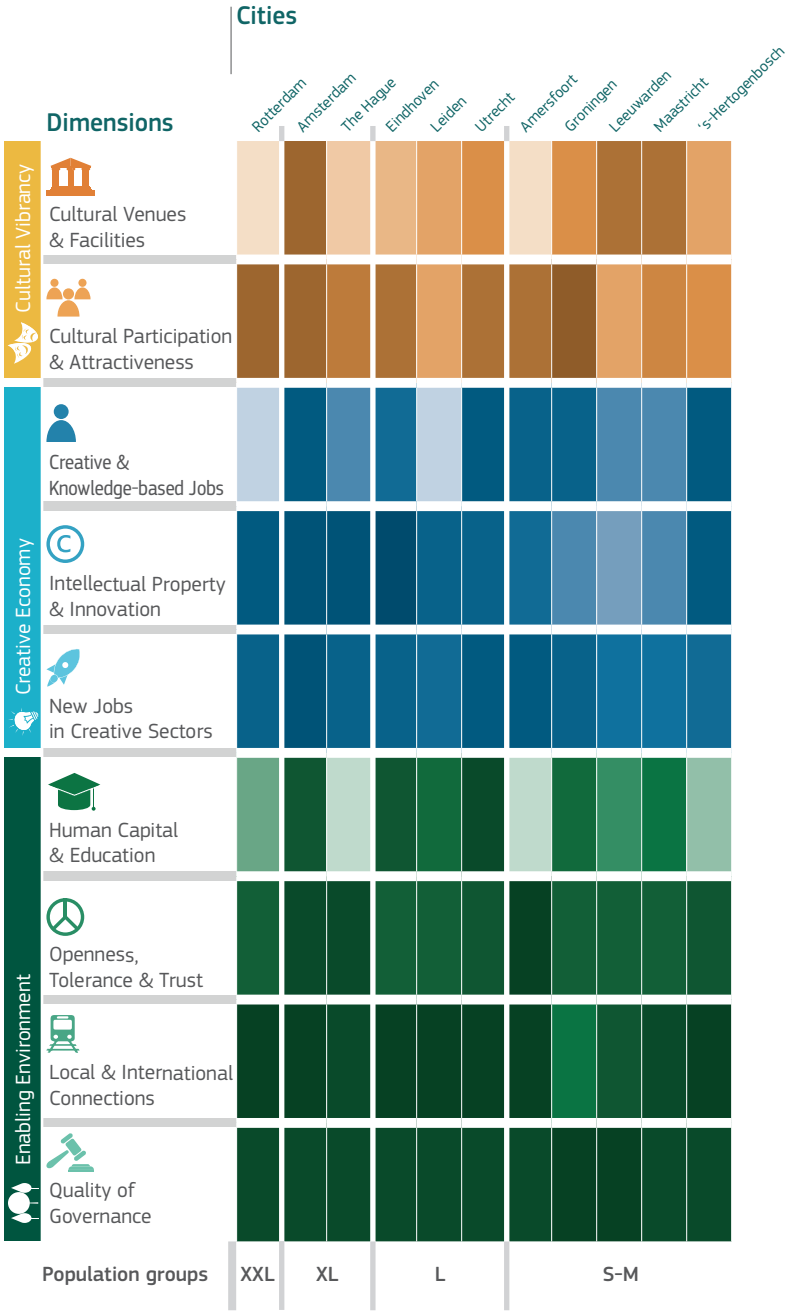

Cities are ordered alphabetically within each population group

Population groups:

XXL group	> 1 million inhabitants (20 cities)
XL group	500 000 – 1 million inhabitants (40 cities)
L group	250 000 – 500 000 inhabitants (40 cities)
S-M group	50 000 – 250 000 inhabitants (79 cities)

Online tool: *https://composite-indicators.jrc.ec.europa.eu/cultural-creative-cities-monitor/*

Contact info: *JRC-COIN-CULTURALCITIESMONITOR@ec.europa.eu*