



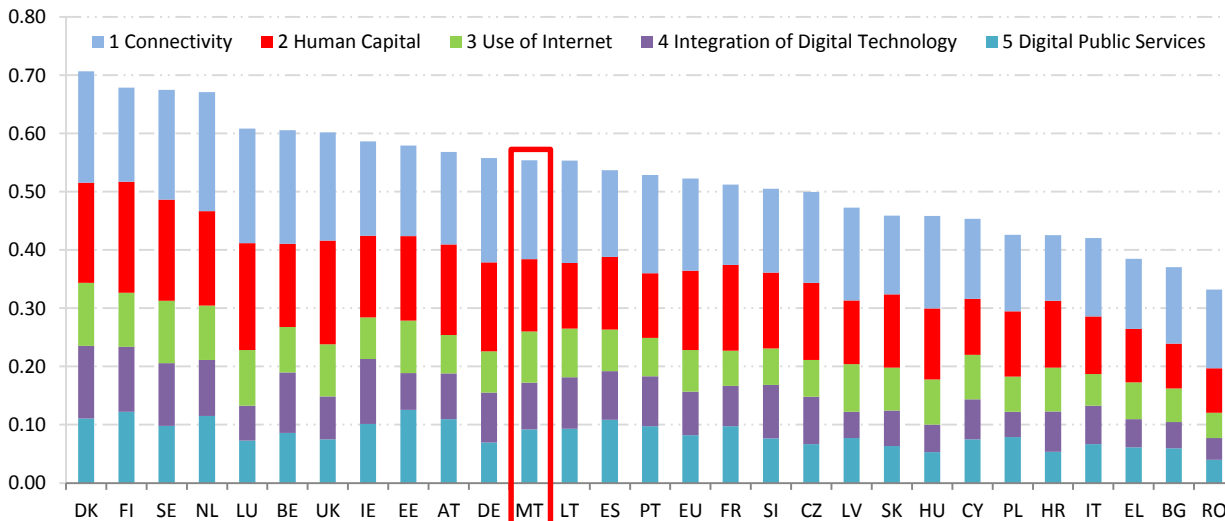
F'DESI 2017, Malta tikklassifika fit-12-il post. Malta għandha prestazzjoni ogħla mill-medja tal-UE fil-konnettività tal-broadband, fl-użu tal-internet miċ-ċittadini, fl-użu tat-teknoloġija diġitali min-negozji u fil-provvista ta' servizzi pubbliċi diġitali. Malta tinsab fuq quddiem nett fl-Ewropa f'dak li għandu x'jaqsam mal-kopertura tal-broadband veloċi (NGA) u mal-kwalità tas-servizzi tal-gvern elettroniku. L-isfida ewlenija ta' Malta hija li żżid il-hiliet diġitali tal-popolazzjoni tagħha.

### L-Indiċi tal-Ekonomija u tas-Socjetà Diġitali huwa indiċi kompost li jkejjel il-progress diġitali permezz ta' hames komponenti:

1 Konnettività	Broadband Fiss, Broadband Mobbli, il-Veloċità u l-Prezzijiet tal-Broadband
2 Kapital Uman	Użu tal-Internet, Hiliet Diġitali Bażiċi u Avanzati
3 Użu tal-Internet	Użu ta' Kontenut, tal-Komunikazzjoni u ta' Tranżazzjonijiet Online miċ-Ċittadini
4 Integrazzjoni tat-Teknoloġija Diġitali	Diġitalizzazzjoni tan-Negozji u Kummerċ Elettroniku
5 Servizzi Pubbliċi Diġitali	Gvern Elettroniku

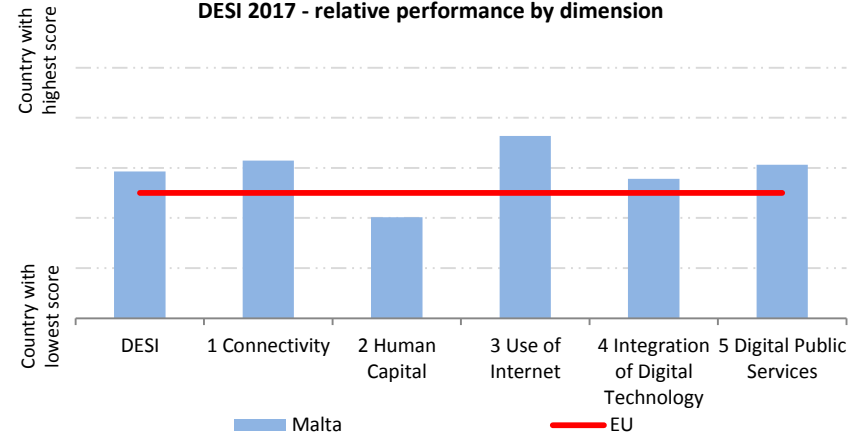
**Raggruppament:** Malta tappartjeni għall-grupp ta' pajjiżi bi prestazzjoni medja.

Digital Economy and Society Index (DESI) 2017 ranking

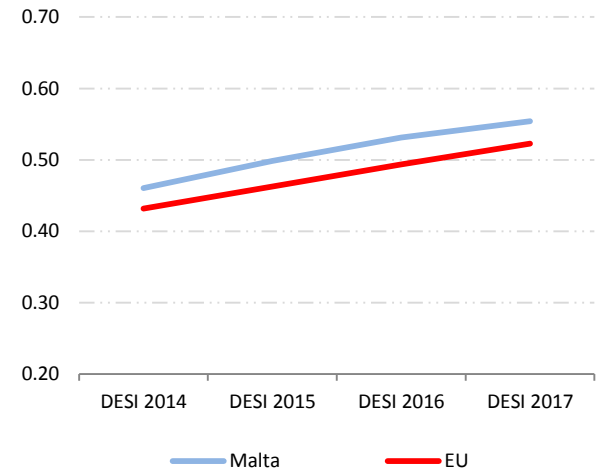


	Malta		Cluster	EU
	rank	score	score	score
DESI 2017	12	0.55	0.54	0.52
DESI 2016 <sup>1</sup>	13	0.53	0.51	0.49

DESI 2017 - relative performance by dimension



DESI - evolution over time



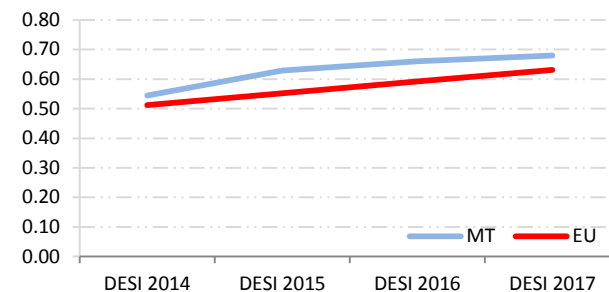
1) Konnettività: Malta hija l-uniku Stat Membru b'kopertura sħiħa ta' broadband tat-tip NGA. Ir-rata tal-użu tal-broadband veloċi u fiss hija wkoll għolja. Fuq in-naħa mobbli, madankollu, Malta tinsab taħt il-medja sew, partikolarment fir-rigward tal-assenjament tal-ispettru.

	Malta				EU	
	DESI 2017 value	rank	DESI 2016 value	rank	DESI 2017 value	
<b>1a1 Fixed Broadband Coverage</b> % households	100% →	1	100%	1	98%	
	2016		2015		2016	
<b>1a2 Fixed Broadband Take-up</b> % households	80% →	7	80%	5	74%	
	2016		2015		2016	
<b>1b1 Mobile Broadband Take-up</b> Subscriptions per 100 people	66 ↑	24	63	21	84	
	June 2016		June 2015		June 2016	
<b>1b2 4G coverage<sup>2</sup></b> % households (average of operators)	80%*	23	NA		84%	
	2015				2016	
<b>1b3 Spectrum<sup>3</sup></b> % of the target	37% →	28	37%	27	68%	
	2016		2015		2016	
<b>1c1 NGA Coverage</b> % households	100% →	1	100%	1	76%	
	2016		2015		2016	
<b>1c2 Subscriptions to Fast Broadband</b> % subscriptions >= 30Mbps	59% ↑	9	58%	5	37%	
	June 2016		June 2015		June 2016	
<b>1d1 Fixed Broadband Price<sup>4</sup></b> % income	NA		NA		1.2%	
	price 2016, income 2015		price 2015, income 2015		price 2016, income 2015	

\* 4G coverage data is being reviewed

1 Connectivity	Malta		Cluster	EU
	rank	score	score	score
DESI 2017	9	0.68	0.63	0.63
DESI 2016	9	0.66	0.60	0.59

1 Connectivity - evolution over time

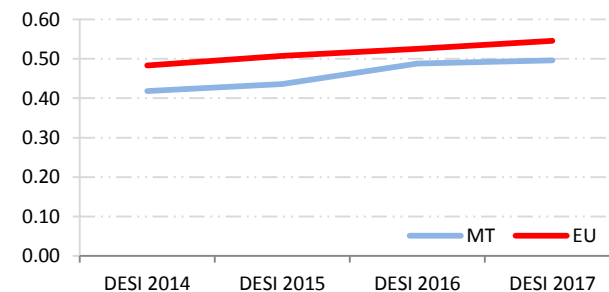


2) Kapital Uman: Kien hemm żieda żgħira fl-għadd tal-utenti tal-internet u tal-ispeċjalisti tal-ICT, iżda Malta hawnhekk tinsab kemxejn taħt il-medja tal-UE. 49 % tal-popolazzjoni għandhom tal-inqas ħiliet diġitali bażiċi meta mqabbla ma' 56 % fl-UE.

	Malta				EU	
	DESI 2017 value	rank	DESI 2016 value	rank	DESI 2017 value	
<b>2a1 Internet Users</b> % individuals	76% ↑	18	74%	16	79%	
	2016		2015		2016	
<b>2a2 At Least Basic Digital Skills</b> % individuals	49% ↓	20	52%	15	56%	
	2016		2015		2016	
<b>2b1 ICT Specialists<sup>5</sup></b> % individuals	3.6% ↑	13	3.4%	14	3.5%	
	2015		2014		2015	
<b>2b2 STEM Graduates</b> Per 1000 individuals (aged 20-29)	15 →	19	15	19	19	
	2014		2013		2014	

2 Human Capital	Malta		Cluster	EU
	rank	score	score	score
DESI 2017	17	0.50	0.57	0.55
DESI 2016	16	0.49	0.55	0.53

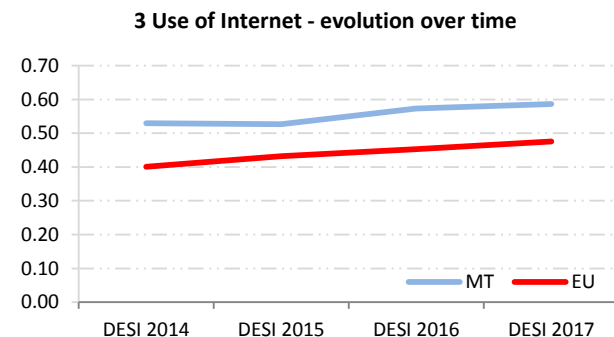
2 Human Capital - evolution over time



3) Użu tal-internet: L-utenti tal-internet Maltin huma attivi online, speċjalment fin-netwerks soċjali. Fir-rigward tax-xiri online kif ukoll tal-attivitàjiet bankarji online, Malta tinsab qrib il-medja Ewropea.

	Malta				EU
	DESI 2017		DESI 2016		DESI 2017
	value	rank	value	rank	value
<b>3a1 News</b>	79%	↓ 13	81%	11	70%
% individuals who used Internet in the last 3 months	2016		2015		2016
<b>3a2 Music, Videos and Games<sup>6</sup></b>	90%	4	NA		78%
% individuals who used Internet in the last 3 months	2016				2016
<b>3a3 Video on Demand<sup>7</sup></b>	26%	8	NA		21%
% individuals who used Internet in the last 3 months	2016				2016
<b>3b1 Video Calls</b>	48%	↑ 11	45%	10	39%
% individuals who used Internet in the last 3 months	2016		2015		2016
<b>3b2 Social Networks</b>	82%	↑ 2	78%	4	63%
% individuals who used Internet in the last 3 months	2016		2015		2016
<b>3c1 Banking</b>	60%	↓ 15	61%	13	59%
% individuals who used Internet in the last 3 months	2016		2015		2016
<b>3c2 Shopping</b>	60%	↓ 14	66%	11	66%
% internet users (last year)	2016		2015		2016

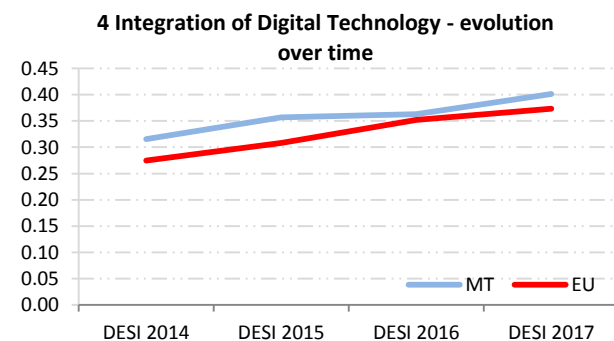
3 Use of Internet	Malta		Cluster	EU
	rank	score	score	score
DESI 2017	8	0.59	0.45	0.48
DESI 2016	6	0.57	0.42	0.45



4) Integrazzjoni tat-Teknoloġija Diġitali: In-negozji Maltin huma b'saħħithom fir-rigward tal-użu tal-midja soċjali u tat-teknoloġija tal-RFID, iżda huma ftit in-negozji li jibagħtu fatturi elettronici. Malta għamlet progress fil-kummerċ elettroniku, u tikseb riżultati partikolarment tajba fil-qasam tal-bejgħ transfruntier.

	Malta				EU
	DESI 2017		DESI 2016		DESI 2017
	value	rank	value	rank	value
<b>4a1 Electronic Information Sharing</b>	30%	19	30%	19	36%
% enterprises	2015		2015		2015
<b>4a2 RFID</b>	6.2%	5	6.2%	5	3.9%
% enterprises	2014		2014		2014
<b>4a3 Social Media</b>	27%	↑ 5	26%	5	20%
% enterprises	2016		2015		2016
<b>4a4 eInvoices</b>	9%	↑ 23	8%	24	18%
% enterprises	2016		2015		2016
<b>4a5 Cloud</b>	14%	11	NA		13%
% enterprises	2016		2015		2016
<b>4b1 SMEs Selling Online</b>	20%	↑ 7	16%	14	17%
% SMEs	2016		2015		2016
<b>4b2 eCommerce Turnover</b>	7.6%	↑ 19	4.2%	25	9.4%
% SME turnover	2016		2015		2016
<b>4b3 Selling Online Cross-border</b>	11.7%	4	11.7%	4	7.5%
% SMEs	2015		2015		2015

4 Integration of Digital Technology	Malta		Cluster	EU
	rank	score	score	score
DESI 2017	13	0.40	0.40	0.37
DESI 2016	12	0.36	0.37	0.35

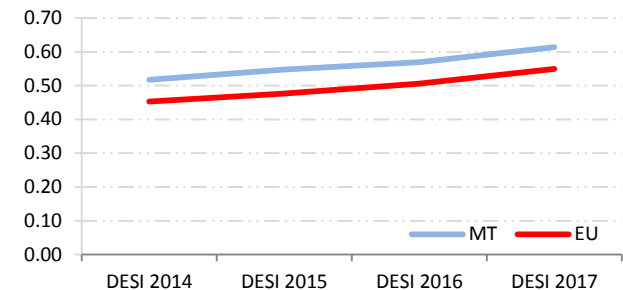


5) Servizzi Pubbliċi Diġitali: Malta tinsab fuq quddiem nett fl-Ewropa f'dak li għandu x'jaqsam mal-forniment ta' servizzi pubbliċi diġitali. Madankollu, Malta għandha rata ta' użu relattivament baxxa f'dak li jrrigwarda l-gvern elettroniku u tinsab lura fir-rigward tad-dejta miftuħa.

	Malta				EU
	DESI 2017 value	rank	DESI 2016 value	rank	DESI 2017 value
<b>5a1 eGovernment Users</b> % internet users (last year)	24% ↓	20	28%	18	34%
<b>5a2 Pre-filled Forms</b> Score (0 to 100)	98 ↑	1	92	2	49
<b>5a3 Online Service Completion</b> Score (0 to 100)	100 →	1	100	1	82
<b>5a4 Open Data<sup>8</sup></b> % of maximum score	17% ↑	27	0%	28	59%

5 Digital Public Services	Malta		Cluster	EU
	rank	score	score	score
DESI 2017	12	0.61	0.59	0.55
DESI 2016	12	0.57	0.56	0.51

5 Digital Public Services - evolution over time



### Methodological note

- <sup>1</sup> **DESI 2016** was re-calculated for all countries to reflect slight changes in the choice of indicators and corrections to the underlying indicator data. As a result, country scores and rankings may have changed from the previous publication.
- <sup>2</sup> **4G coverage:** This is a new DESI indicator measuring the average coverage of telecom operators' 4G networks.
- <sup>3</sup> **Spectrum:** There is a decrease in most of the Member States due to the additional EU harmonisation of the 700 MHz band in April 2016.
- <sup>4</sup> **Fixed Broadband Price:** Due to a slight methodological change, historical data was re-calculated.
- <sup>5</sup> **ICT Specialists:** Historical data have been revised by Eurostat.
- <sup>6</sup> **Music, Videos and Games:** Break in series due to a change in the Eurostat survey.
- <sup>7</sup> **Video on Demand:** Break in series due to a change of data source. New source is Eurostat.
- <sup>8</sup> **Open Data:** Change of data source. The historical data have also been restated. The new source is the European Data Portal.