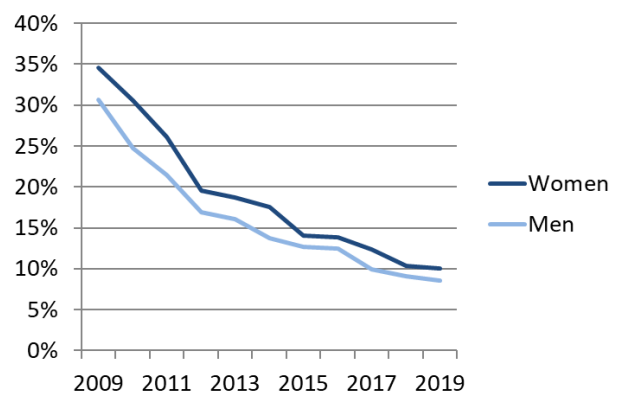
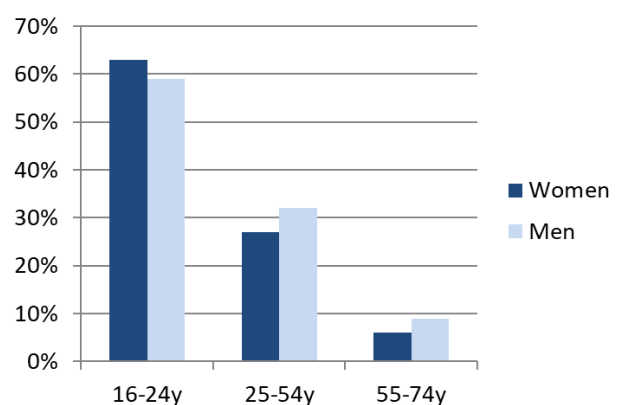


	Czechia		EU	
	Women value	Men rank	Women value	Men value
1 Use of internet				
1.1 Internet users	84%	15	86%	84%
% individuals, 2019				86%
1.2 People who have never used the internet	10%	13	9%	10%
% individuals, 2019				9%
1.3 Online banking	79%	9	77%	65%
% internet users, 2019				67%
1.4 Doing an online course	7%	17	7%	11%
% internet users, 2019				11%
1.5 Online consultations or voting	7%	18	7%	12%
% internet users, 2019				12%
1.6 e-Government users	53%	22	48%	66%
% internet users submitting forms, 2019				68%
1 Use of internet	56	17	60	
Score (0-100)				
2 Internet user skills				
2.1 At least basic digital skills	62%	7	62%	56%
% individuals, 2019				60%
2.2 Above basic digital skills	24%	22	28%	31%
% individuals, 2019				36%
2.3 At least basic software skills	64%	9	64%	59%
% individuals, 2019				63%
2 Internet user skills	55	16	55	
Score (0-100)				
3 Specialist skills and employment				
3.1 STEM graduates	12.3	18	20.6	14.3
Per 1000 individuals aged 20-29, 2018				26.3
3.2 ICT specialists	1.0%	25	6.1%	1.6%
% total employment, 2019				6.2%
3.3 Unadjusted gender pay gap	32%	28	18%	
% difference in pay, 2018				
3 Specialist skills and employment	30	28	48	
Score (0-100)				
Women in Digital Index	46.9	20	54.5	
Score (0-100)				

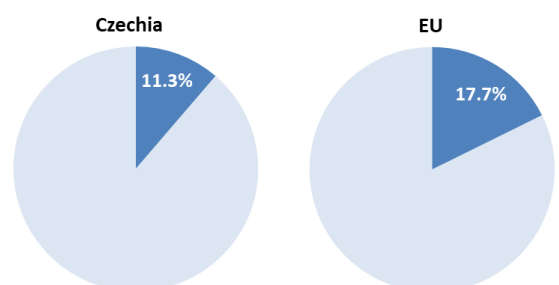
People who never used the internet (% of individuals)



Above basic digital skills by age and gender (% of individuals)



Female ICT specialists (% of total)



Notes:

*As the figures refer to 2019, the United Kingdom is still included in index and EU averages are calculated for 28 Member States

Unadjusted gender pay gap: EU average estimated based on Eurostat data.

Data source: Eurostat

For the definitions and the methodology please consult the Methodological note.