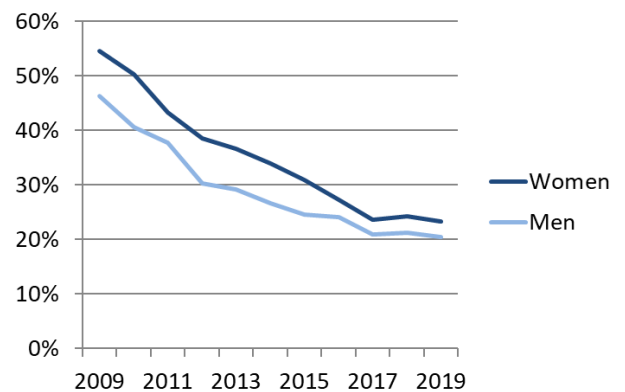
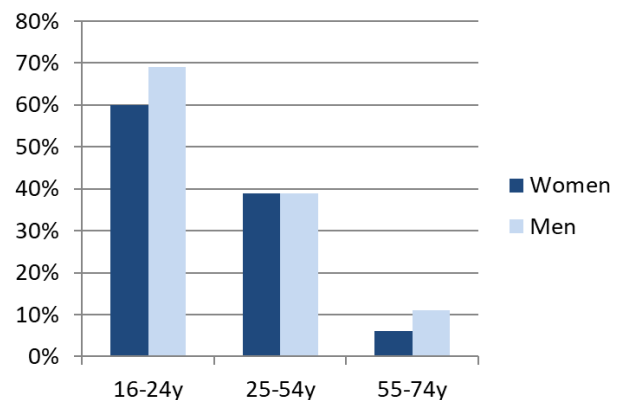


	Portugal		EU	
	Women	Men	Women	Men
	value	rank	value	rank
1 Use of internet				
1.1 Internet users	71%	26	74%	84%
% individuals, 2019				
1.2 People who have never used the internet	23%	26	20%	10%
% individuals, 2019				
1.3 Online banking	51%	23	60%	65%
% internet users, 2019				
1.4 Doing an online course	8%	16	8%	11%
% internet users, 2019				
1.5 Online consultations or voting	15%	8	16%	12%
% internet users, 2019				
1.6 e-Government users	69%	13	71%	66%
% internet users submitting forms, 2019				
1 Use of internet	50	20	60	
Score (0-100)				
2 Internet user skills				
2.1 At least basic digital skills	49%	20	54%	56%
% individuals, 2019				
2.2 Above basic digital skills	30%	17	34%	31%
% individuals, 2019				
2.3 At least basic software skills	53%	20	57%	59%
% individuals, 2019				
2 Internet user skills	51	20	55	
Score (0-100)				
3 Specialist skills and employment				
3.1 STEM graduates	15.4	5	25.5	14.3
Per 1000 individuals aged 20-29, 2018				
3.2 ICT specialists	0.9%	26	4.6%	1.6%
% total employment, 2019				
3.3 Unadjusted gender pay gap	12%	5	18%	
% difference in pay, 2018				
3 Specialist skills and employment	50	9	48	
Score (0-100)				
Women in Digital Index				
Score (0-100)	50.2	19	54.5	

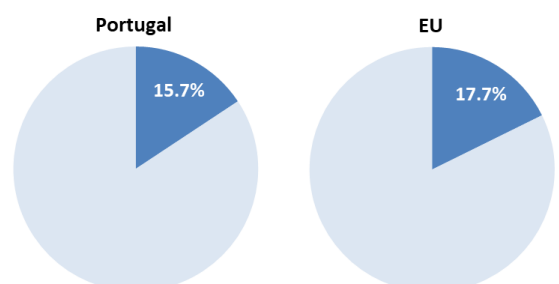
People who never used the internet (% of individuals)



Above basic digital skills by age and gender (% of individuals)



Female ICT specialists (% of total)



Notes:

*As the figures refer to 2019, the United Kingdom is still included in index and EU averages are calculated for 28 Member States

Unadjusted gender pay gap: EU average estimated based on Eurostat data.

Data source: Eurostat

For the definitions and the methodology please consult the Methodological note.